

# 2024 BYU MEN'S VOLLEYBALL **MEDIA GUIDE**







# 2024 SCHEDULE

JAN 5-6 BALL STATE

JAN 11 @ LOYOLA-CHICAGO

JAN 13 @ LEWIS

JAN 19-20 @ SANTA BARBARA

JAN 22-23 PRINCETON

JAN 26-27 UC IRVINE

FEB 8, 10 LONG ISLAND

FEB 16-17 GRAND CANYON

FEB 23-24 UCLA

MAR 8-9 @ STANFORD

MAR 22-23 @ PEPPERDINE

MAR 29-30 CONCORDIA-IRVINE

APR 5-6 @USC





# TABLE OF CONTENTS

1.....	By the Numbers
2.....	Hall of Fame
3.....	Game Notes
4.....	Quick Facts
5.....	Roster Information
6.....	Statistical Information
7.....	Lineups and Stat Leaders
8.....	Individual Season Highs
9.....	Team Game Highs
10-13.....	Staff Profiles
13-18.....	Record Book
19-23.....	Player Bios
24.....	Newcomers
25-26.....	2024 Season Stats
27-29.....	2024 Game-by-Game Stats
30.....	Opponent Season Stats
31.....	Headshots





# 3

# X NATIONAL CHAMPS

Nineteen ninety-one, two-thousand and one, two-thousand and four

## HEAD COACH SHAWN OLMSTEAD

IS A TWO-TIME NATIONAL CHAMPION AND AS THE HEAD COACH HAS ADVANCED BYU TO THE NATIONAL CHAMPIONSHIP MATCH IN 2016, 2017 AND 2021. HE ALSO HAS THE 2ND HIGHEST WINNING PERCENTAGE OUT OF ALL ACTIVE NCAA DI MEN'S VOLLEYBALL HEAD COACHES.

# 10

## NCAA TOURNEY APPEARANCES

# 8

## MPSF CHAMPIONSHIPS

1991, 2001, 2004, 2013, 2014, 2016, 2018, 2021

# 3

## AVCA PLAYERS OF THE YEAR

# 6

## MPSF PLAYERS OF THE YEAR

# 23

## FIRST TEAM ALL-AMERICANS





# BYU ATHLETICS HALL OF FAME

The three National Championship teams from BYU men's volleyball (1999, 2001 and 2004) were inducted into the BYU Athletics Hall of Fame in September 2023 at BYU's 46th Annual Induction Banquet. The teams were then honored at halftime during the BYU vs Sam Houston football game in LaVell Edwards Stadium on September 2, 2023.

BYU has won a total of 12 national championships in NCAA competition history, with men's volleyball earning 25% of those titles. Current BYU men's volleyball head coach Shawn Olmstead helped the Cougars to National Championships in 2001 and 2004 as a libero.



## 1999

The National Championship was the perfect ending to a 1999 season, marked by unprecedented success. It took Carl McGown just 10 years to assemble one of the greatest collegiate volleyball teams ever, posting a record of 30-1 in 1999. The Cougars were able to avenge their only loss of the season by defeating Long Beach State to capture the university's first-ever volleyball national championship. For his efforts, McGown was named the 1999 AVCA National Coach of the Year.

After compiling a 25-1 regular-season mark, BYU defeated Pacific, Hawaii and USC to win its first MPSF title and advance to the NCAA Final Four for the first time in history.



## 2001

Led by seniors Mac Wilson and Scott Bunker, the BYU Men's Volleyball team knocked off 18-time National Champs UCLA in 2001.

After defeating Penn State 3-1 in the semi finals, BYU swept the Bruins 3-0, marking the 15th three-game sweep for the Cougars during the 2001 season. The 2001 team was the most decorated in BYU history.

The team finished with a record of 23-4, the second-highest winning total in school history. Coach Carl McGown was honored a second time as the AVA National Coach of the year, while Hector Lebron was named Volleyball Magazine National Player of the Year.



## 2004

The Cougars set a new school record of 21-straight victories and spent 10-straight weeks ranked No.1 in the nation. BYU head coach Tom Peterson also made NCAA history by becoming the first men's volleyball coach to win a National Championship with two different schools. Peterson led Penn State to a national title in 1994.

With the 15-30, 30-18, 20-30, 32-30, 19-17 win over Long Beach in the finals, the Cougars finished the year with a 29-4 record — the second highest single-season win total in BYU history.



No. 6 BYU vs No. 2 Grand Canyon

Games 13 + 14. BYU vs Grand Canyon. February 16-17. 7 p.m. MST. Provo, Utah Live coverage on BYUtv.



9-3	2024 Record	3-6
6th	AVCA Poll	2nd
19-7	2023 Record	22-8
Shawn Olmstead	Head Coach	Matt Werle
161-60 (.729)	Coach's Record	137-88 (.609)
Luke Benson (117)	Top Kills	Camden Gianni (99)
Teon Taylor (44.0)	Top Blocks	Cameron Thorne (34.0)
Tyler Herget (32.9)	Top Assists	Nicholas Slight (29.8)
Tyler Herget (56)	Top Digs	Nicholas Slight (50)
Kupono Browne (17)	Top Aces	Camden Gianni (21)
Luke Benson (138.0)	Top Points	Camden Gianni (128.5)
Gavin Julien (.429)	Top Attack %	Rico Wardlow (.543)

Series History

Overall	8-6
Home	5-2
Away	3-4
Neutral Site	0-0
Olmstead vs. GCU	8-6
Last Meeting	GCU win 3-2 in Arizona 3/4/23
Last BYU Win	3-0 win in MPSF Tourney 4/23/21
Last GCU Win	3-2 win in Arizona 3/4/23

2024 Team Stats

BYU	Category	GCU
511 ●	Kills	○ 364
11.61 ○	Kills per Set	● 12.13
.298 ○	Hitting Percentage	● .376
90.5 ●	Blocks	○ 60.5
2.06 ●	Blocks per Set	○ 2.02
487 ●	Assists	○ 336
67 ●	Service Aces	○ 49
335 ●	Digs	○ 256



BYU Game Notes

Conference Opener

BYU hosts Grand Canyon University for its first conference matchup on Friday, February 16 and Saturday, February 17 in Provo. Both games are scheduled for 7 p.m. MST, with the broadcast streaming live on BYUtv.

In the Rankings

After two sweeps against Long Island, the Cougars are ranked No. 6 in the AVCA Coaches Poll, their highest rank so far in 2024. The last time BYU was ranked No. 6 was on April 17, 2023 which was also the highest rank the Cougars achieved last season. BYU was only ranked No. 6 for two weeks from April 10-17 in 2023. Overall, BYU has been ranked in the top-10 since February 6, 2023 for a total of 19 consecutive weeks in a row.

Career and Season-Highs Against Long Island

BYU posted multiple career highs against LIU last week. On Thursday, senior Kupono Browne tied his season-high of four service aces as he recorded the four out of BYU's six total. Freshman middle blocker Caleb Sorenson made his first career appearance, recording his first kill and sealing the contest for the Cougars with a match-point service ace in the third set. On Saturday, middle blocker Ethan Gant made his first-career start and recorded a career-high three kills to go along with a career-high and match-high four blocks. Jon Stanley also posted his first-ever solo block in Saturday's match

Taylor in the Record Books

Junior middle blocker Teon Taylor currently has 23 solo blocks throughout his career, putting himself at No. 10 all-time in the BYU men's volleyball rally scoring era for career solo blocks. Taylor launched himself into the record books after registering two solo blocks against LIU. The ninth most is Carlos Moreno with 25.

Benson holds NCAA Single-Match Hitting Percentage

Against Ball State on Jan. 5th, Luke Benson finished with a .762 hitting percentage. His performance leads the NCAA in a single-match so far in the 2024 season (minimum 20 attempts).

Cougars vs. Lopes

BYU and GCU will face each other for the 15th time on Friday, dating back to its first matchup in 2018. The Cougars hold an 8-6 edge all-time, with a 5-2 home record. The Lopes currently hold onto a four-match win streak.

One Undefeated Team Remains

GCU is the only remaining undefeated team out of all NCAA D1 men's volleyball teams.

2023 NCAA Tournament results

First Round . . . . . Ohio State vs King (TN)  
Results . . . . . Ohio State won 3-0

Quarterfinals . . . . . Long Beach State vs GCU  
Results . . . . . Long Beach won 3-1

Quarterfinals . . . . . Penn State vs Ohio State  
Results . . . . . Penn State won 3-1

Semifinals . . . . . #1 UCLA vs Long Beach State  
Results . . . . . UCLA won 3-0

Semifinals . . . . . #2 Hawaii vs Penn State  
Results . . . . . Hawaii won 3-2

Finals . . . . . #1 UCLA vs #2 Hawaii  
Results . . . . . UCLA won 3-1

Grand Canyon Highlight

GCU is the only undefeated team left in 2024, with a 9-0 record. They have never seen a five-set contest this year, compiling six sweeps and three four-set wins.

The Lopes have faced three ranked opponents: #17 CSUN, #15 UCSB and #18 UC San Diego. GCU's matchup against BYU will be its first top-10 matchup of the year.

GCU is led by senior opposite Camden Gianni who has 99 kills, 21 aces, 42 digs and a .348 hitting percentage. He has the fourth-highest average in aces, with an average of .700 per set. Gianni competed with Team USA and the NORCECA Pan American Cup and the NORCECA Pan American Final Six last summer, earning a gold medal with Team USA at the Pan American Final Six.

The Lopes have the second-highest team hitting percentage in the country, posting a .376 clip.

MPSF Season

This week's pair of matches against GCU are the first conference games of the 2024 season for BYU.

BYU men's volleyball has been a member of the Mountain Pacific Sports Federation since 1993 and are eight-time conference champions, with the last taking place in 2021.

Last year, the Cougars were 8-4 in conference play during the regular season, ending their season after a five-set loss to Stanford in the MPSF Semifinal match.



## 2024 Schedule

**Overall 9-3 | Home 6-2 | Away 3-1 | MPSF 0-0**

## January

5. . . . . vs. Ball State | 7 PM | BYUtv | Provo, UT  
 6. . . . . vs. Ball State | 7 PM | BYUtv | Provo, UT  
 11 . . . . . at Loyola Chicago | 7 PM | Chicago, IL  
 13 . . . . . at Lewis | 7 PM | Romeoville, IL  
 19 . . . . . at UCSB | 6 PM | Santa Barbara, CA  
 20 . . . . . at UCSB | 6 PM | Santa Barbara, CA  
 22 . . . . . vs. Princeton | 7 PM | BYUtv | Provo, UT  
 23 . . . . . vs. Princeton | 7 PM | BYUtv | Provo, UT  
 26 . . . . . vs. UC Irvine | 7 PM | BYUtv | Provo, UT  
 27 . . . . . vs. UC Irvine | 7 PM | BYUtv | Provo, UT

## February

8. . . . . vs. Long Island | 7 PM | BYUtv | Provo, UT  
 10 . . . . . vs. Long Island | 7 PM | BYUtv | Provo, UT  
 16 . . . . . vs. GCU | 7 PM | BYUtv | Provo, UT  
 17 . . . . . vs. GCU | 7 PM | BYUtv | Provo, UT  
 23 . . . . . vs. UCLA | 7 PM | BYUtv | Provo, UT  
 24 . . . . . vs. UCLA | 7 PM | BYUtv | Provo, UT

## March

8. . . . . at Stanford | 7 PM | Stanford, CA  
 9. . . . . at Stanford | 6 PM | Stanford, CA  
 22 . . . . . at Pepperdine | 6 PM | Malibu, CA  
 23 . . . . . at Pepperdine | 5 PM | Malibu, CA  
 29 . . . . . vs. CUI | 7 PM | BYUtv | Provo, UT  
 30 . . . . . vs. CUI | 7 PM | BYUtv | Provo, UT

## April

5. . . . . at USC | 6 PM | Los Angeles  
 6. . . . . at USC | 6 PM | Los Angeles  
 17-20. . . . . MPSF Tournament | Stanford, CA

## May

2-4 . . . . . NCAA Tournament | Long Beach, CA

Wins are in bold

All times listed are local to site

MPSF and NCAA Tournament games are underlined

Home games . . . . . 14  
 Neutral games . . . . . 0  
 Away games. . . . . 10  
 Total regular season games . . . . . 24

All-time home record (through 2023). . . . . 394-92

All-time away record (through 2023). . . . . 230-168

All-time neutral record (through 2023). . . . . 35-24

## 2024 Season Preview

BYU men's volleyball achieved a perfect 14-0 home record in the Smith Fieldhouse for the first time since 2014.

Head coach Shawn Olmstead accomplished 150 career wins as the BYU men's volleyball head coach when the Cougars defeated Stanford in four sets on April 14, 2023.

The Cougars bring back outside hitter Miks Ramanis who was an All-American honorable mention by the American Volleyball Coaches Association as part of its 2023 awards. It was the sophomore's first honor from the AVCA. Ramanis was also named to the 2023 All-MPSF First Team. Middle blocker Gavin Julien was named 2023 All-MPSF Honorable Mention and Trent Moser was named to the 2023 MPSF All-Freshman Team. Both Julien and Moser return in 2024.

During the summer, Trent Moser traveled with USA Volleyball to South America and West Asia on the U.S. Men's U21 National Team. The team earned silver in the 2023 Pan American Cup in Cuba and landed in 13th place at the 2023 Men's U21 World Championship in Bahrain. In the championship match against Cuba at the Pan American Cup, Moser tallied 23 kills on a .304 clip.

On the defensive side, junior middle blocker Teon Taylor returns as a 2023 finalist for Off the Block's Blocker of the Year, finishing the 2023 season with a career-high of 14 solo blocks and 135 total blocks. Taylor was also named a Preseason Second-Team All-American by OTB.

BYU finished in fifth for most blocks per set with an average of 2.39 blocks per set, totaling 102 blocks as a team in the 2023 season.

Overall, the Cougars were ranked for 12 consecutive weeks in the 2023 campaign. BYU held a top-10 ranking in the AVCA Coaches Poll for all but four weeks during the regular season. The Cougars entered the 2023 season unranked.

BYU led the MPSF in attendance, with an average of 3,890 fans per home game. BYU led the nation in percentage capacity, with home games averaging 77.79% full attendance in 2023. BYU drew 5,071 fans at its home game against Ohio State in the Smith Fieldhouse, for a top-two attendance record in the last five years.

The team finished with 1,220 kills, 1,157 assists, 117 aces, 786 digs and 259 blocks in 2023.



## Quick Facts

Location . . . . .	Provo, Utah
Founded . . . . .	1875
Enrollment . . . . .	34,737
Nickname . . . . .	Cougars
Colors . . . . .	White, navy and royal blue
University President . . . . .	C. Shane Reese
Athletics Director . . . . .	Tom Holmoe
Head Coach . . . . .	Shawn Olmstead
Conference . . . . .	Mountain Pacific Sports Federation
Home Court . . . . .	Smith Fieldhouse
Capacity . . . . .	5,000
Surface . . . . .	Teraflex
First Year of Men's Volleyball . . . . .	1990
Overall Record . . . . .	623-282-1
Last Five Years Record (2019-2023) . . . . .	73-41
National Championships . . . . .	3
	1999, 2001, 2004
National Championship Appearances . . . . .	8
	1999, 2001, 2003, 2004, 2013, 2016, 2017, 2021
MPSF Championships . . . . .	8
	1991, 2001, 2004, 2013, 2014, 2016, 2018, 2021
First Team All-Americans . . . . .	23
	23 players, 34 times
First Team All-Conference . . . . .	25
	25 players, 44 times
NCAA Tournament Appearances . . . . .	10

## Athletic Communications

Sports Information Director . . . Lauren Thomas Bosco  
 Email . . . . . mvolleyball\_sid@byu.edu  
 Phone . . . . . 208-850-1502  
 Twitter . . . . . @byumvolleyball

Associate Athletic Director of  
 Communications and Media Strategy . . . Jon McBride  
 Email . . . . . jonathanmcbride@byu.edu  
 Phone . . . . . 801-422-8942



**Alphabetical Roster**

#	LAST, First
15	ADAM, Bernardo
1	BENSON, Luke
11	BRADY, Jared
13	BROWNE, Kupono
6	FIFE, Jackson
19	GANT, Ethan
7	HAINE, Noa
3	HERGET, Tyler
20	JARMAN, Cooper
10	JULIEN, Gavin
14	LITTLE, Ian
9	MOSER, Tren
23	RAMANIS, Miks
2	SAURER, Kyle
8	SORENSEN, Caleb
24	SPLISBURY, Brigham
4	STANLEY, Jon
22	SUTTON, Jack
21	TAYLOR, Teon
5	WATTS, Tyler

**Numerical Roster**

#	Name	Pos.	Class	Hometown	Previous School
1	Luke Benson	OH	Jr.	Newbury Park, Calif.	Newbury Park High School
2	Kyle Saurer	S	Fr.	Elgin, Illinois	Elgin Academy
3	Tyler Herget	S	So.	Darien, Connecticut	Penn State University
4	Jon Stanley	L/OH	Sr.	Honolulu, Hawaii	Kaiser High School
5	Tyler Watts	MB	So.	Gilbert, Arizona	Benedictine University Mesa
6	Jackson Fife	L	So.	Los Angeles, Calif.	Palo Verde High School
7	Noa Haine	S	Jr.	Honolulu, Hawaii	Punahou School
8	Caleb Sorenson	MB	Fr.	Wheaton, Illinois	Wheaton North High School
9	Trent Moser	OH	So.	Gilbert, Arizona	Gilbert High School
10	Gavin Julien	MB	Sr.	Whitefish Bay, Wis.	Whitefish Bay High School
11	Jared Brady	OH	So.	Las Vegas, Nevada	Palo Verde High School
13	Kupono Browne	OPP	Sr.	Honolulu, Hawaii	Stanford University
14	Ian Little	OH	So.	Temecula, Calif.	Temecula Valley High School
15	Bernardo Adam	L	So.	Santa Catarina, Brazil	Colégio de Aplicação Univali
19	Ethan Gant	MB	So.	Laguna Hills, Calif	Laguna Hills High School
20	Cooper Jarman	S	So.	Las Vegas, Nevada	Palo Verde High School
21	Teon Taylor	MB	Jr.	Las Vegas, Nevada	Centennial High School
22	Jack Sutton	OH	So.	San Diego, Calif.	Rancho Bernardo High School
23	Miks Ramanis	OH	Jr.	Walnut Creek, Calif.	Northgate High School
24	Brigham Spilsbury	OH	So.	Mesa, Arizona	Mesa High School

**Coaching Staff**

Head Coach	Shawn Olmstead
Assistant Coach	Devin Young
Assistant Coach	Otavio Souza
Director of Operations	Aubrey Rushing

**Support Staff**

Deputy Athletic Director	Brian Santiago
Athletic Trainer	Blaine Empey
Strength & Conditioning	Turreal Moore
Equipment	Chris Anderson
Communications	Lauren Thomas Bosco
Marketing	Katelyn Williams
Social Media	Sophie Candland
Creative Content	Ben Thornock
Director of Events	R.J. Mattei
Academics	Bryan Walker

**Pronunciations**

NOA HAINE	No-uh Hane
MIKS RAMANIS	Mix raw-men-iss
KUPONO BROWNE	Koo-poe-no Brown
(Jackson) FIFE	Rhymes with "life"
(Trent) MOSER	Rhymes with "closure"
TEON (Taylor)	Tee-on
(Kyle) SAURER	Sounds like "sour"
OTAVIO SOUZA	Oh-tah-vee-o Soh-zah

Find audio clips on [byucougars.com/sports/mens-volleyball/roster](http://byucougars.com/sports/mens-volleyball/roster)

**By Position**

<u>Libero (3)</u>	
Jackson Fife	Fr.
Bernardo Adam	So.
Jon Stanley	Sr.
<u>Middle Blocker (5)</u>	
Caleb Sorenson	Fr.
Ethan Gant	Fr.
Tyler Watts	So.
Teon Taylor	Jr.
Gavin Julien	Sr.
<u>Opposite Hitter (3)</u>	
Ian Little	So.
Kupono Browne	Sr.
<u>Outside Hitter (5)</u>	
Trent Moser	So.
Jared Brady	So.
Brigham Spilsbury	So.
Luke Benson	Jr.
Miks Ramanis	Jr.
Jack Sutton	So.
<u>Setter (4)</u>	
Kyle Saurer	Fr.
Tyler Herget	So.
Cooper Jarman	So.
Noa Haine	Jr.

**By Class**

<u>Senior (3)</u>	
Kupono Browne	OPP
Jon Stanley	L/DS
Gavin Julien	MB
<u>Junior (4)</u>	
Teon Taylor	MB
Luke Benson	OH
Miks Ramanis	OH
Noa Haine	S
<u>Sophomore (11)</u>	
Ethan Gant	MB
Tyler Watts	MB
Bernardo Adam	OH
Jared Brady	OH
Trent Moser	OH
Brigham Spilsbury	OH
Jack Sutton	OH
Ian Little	OPP
Jackson Fife	L
Cooper Jarman	S
Tyler Herget	S
<u>Freshman (2)</u>	
Kyle Saurer	S
Caleb Sorenson	MB

**By Hometown**

<u>Arizona (3)</u>	
Trent Moser	Gilbert
Tyler Watts	Gilbert
Brigham Spilsbury	Mesa
<u>California (5)</u>	
Jack Sutton	San Diego
Luke Benson	Newbury Park
Ethan Gant	Laguna Hills
Miks Ramanis	Walnut Creek
Ian Little	Temecula
<u>Connecticut (1)</u>	
Tyler Herget	Darien
<u>Hawaii (3)</u>	
Noa Haine	Honolulu
Jon Stanley	Honolulu
Kupono Browne	Honolulu
<u>Illinois (2)</u>	
Kyle Saurer	Elgin
Caleb Sorenson	Wheaton
<u>Nevada (4)</u>	
Teon Taylor	Las Vegas
Jared Brady	Las Vegas
Cooper Jarman	Las Vegas
Jackson Fife	Las Vegas
<u>Wisconsin (1)</u>	
Gavin Julien	Whitefish Bay
<u>International (1)</u>	
Bernardo Adam	Brazil



## 2024 MPSF Preseason Poll

Team (Place)	2023 Record (Overall, MPSF)
UCLA (1)	31-2, 12-0
Stanford (2)	15-13, 6-6
BYU (3)	19-7, 8-4
GCU (3)	22-8, 6-6
USC (5)	10-16, 3-9
Pepperdine (6)	16-14, 5-7
Concordia (7)	8-19, 2-10

## 2023 MPSF Final Standings

Team (Conference, Overall)	MPSF Tourney
1. UCLA (12-0, 31-2)	Champ
2. BYU (8-4, 19-7)	Semifinal
3. Grand Canyon (6-6, 22-8)	Semifinal
4. Stanford (6-6, 15-13)	Runner-Up
5. Pepperdine (5-7, 16-14)	Quarterfinal
6. USC (3-9, 10-16)	Quarterfinal
6. Concordia (2-10, 8-19)	Quarterfinal

## 2024 AVCA Coaches Poll - February 12

Team	2024 Overall Record
1. Long Beach State	10-1
2. Grand Canyon	9-0
3. Hawaii	10-1
4. UCLA	9-3
5. Stanford	7-3
6. BYU	9-3
7. UC Irvine	6-4
8. Ohio State	8-3
9. Penn State	8-3
10. Loyola Chicago	7-6
11. Pepperdine	9-2
12. USC	8-4
13. Lewis	7-4
14. Ball State	9-7
15. Princeton	6-5

For the full top-20 rankings this week, go to [avca.org/polls](http://avca.org/polls).

## 2023 vs 2024 Team Information

2023 Record	19-7 (.731)
2023 Final AVCA Ranking	8th
2023 Postseason Finish	1-1, MPSF Semifinals
2023 MPSF Record	9-5, 2nd
All-Americans Returning/Lost	1/0
Starters Returning/Lost	6/2
Newcomers/True Freshmen	5/1

## BYU's Record in 2024 When...

Overall	9-3
Conference	0-0
Nonconference	9-3
Home	6-2
Away	3-1
Neutral	0-0
Largest margin won	25-11 (at Lewis 1/13)
Largest by an opponent	16-25 (at Lewis 1/13, twice)
Most points won in a set	28-26 (at UCSB 1/19)
Playing top-10 ranked opponents	1-2
Playing unranked/non top-10 opponents	8-1
In three sets	7-0
In four sets	1-1
In five sets	1-2
Winning the first set	7-2
Winning the second set	7-0
Winning the third set	7-1
Winning the fourth set	2-2
Losing the first set	1-1
Losing the second set	1-3
Losing the third set	1-2
Losing the fourth set	0-1
Hitting .250 or better	8-2
Hitting .249 or worse	1-1
Opponent hitting .250 or better	5-2
Opponent hitting .249 or worse	4-1
Outblocking opponent	6-2
Getting outblocked	3-1
Monday	1-0
Tuesday	1-0
Wednesday	0-0
Thursday	2-0
Friday	2-1
Saturday	3-2

## 2024 Team Statistics

W-L percentage	9-3 (T-7th in NCAA)
Blocks per set	2.057 (21st in NCAA)
Aces per set	1.52 (28th in NCAA)
Assists per set	11.07 (17th in NCAA)
Hitting percentage	.298 (16th in NCAA)
Kills per set	11.61 (24th in NCAA)
Highest attendance	3,880 vs UC Irvine (1/27)

## Division 1 Winningest Teams

The Cougars historically rank among the best in the NCAA. Since BYU's men's volleyball program debut in 1990, the Cougars are one of the most winningest teams of all-time.

### All-time by Percentage\*

1.	UCLA	.789
2.	Penn State	.752
3.	Ohio State	.703
4.	Ball State	.701
5.	Loyola Chicago	.701
6.	Lewis	.696
7.	<b>BYU</b>	<b>.688</b>

### Last Five Years by Wins\*\*

1.	Hawaii	106
2.	Lewis	97
3.	Long Beach State	94
4.	UCLA	92
5.	Penn State	86
6.	Loyola Chicago	84
7.	King (TN)	81
8.	<b>BYU</b>	<b>80</b>

### Last Five Years by Percentage\*\*

1.	Long Beach State	.862
2.	Hawaii	.855
3.	Lewis	.729
4.	UCLA	.713
5.	Pepperdine	.672
6.	Loyola Chicago	.672
7.	Penn State	.672
1.	Lincoln Memorial	.667
2.	UC Santa Barbara	.667
10.	<b>BYU</b>	<b>.661</b>

### All-time by Victories\*

1.	UCLA	1425
2.	Ball State	1242
3.	Ohio State	1144
4.	Penn State	1039
5.	Long Beach State	908
10.	Hawaii	743
11.	CSUN	661
12.	Purdue Fort Wayne	657
13.	Stanford	647
14.	Lewis	624
15.	<b>BYU</b>	<b>623</b>

\*minimum of 10 years as a National College institution

\*\*minimum of 5 years as a National College institution



## 2024 Starting Lineups by Position

Date	Opponent	Setter	Libero	OH	OPP	OH	MB	MB
1.5	Ball State	Noa Haine	Bernardo Adam	M. Ramanis	T. Moser	L. Benson	G. Julien	T. Taylor
1.6	Ball State	Noa Haine	Bernardo Adam	M. Ramanis	K. Browne	L. Benson	G. Julien	T. Taylor
1.11	@ Loyola Chicago	Noa Haine	Bernardo Adam	M. Ramanis	K. Browne	L. Benson	G. Julien	T. Taylor
1.13	@ Lewis	Noa Haine	Bernardo Adam	M. Ramanis	K. Browne	L. Benson	G. Julien	T. Taylor
1.19	@ UC Santa Barbara	T. Herget	Bernardo Adam	M. Ramanis	K. Browne	T. Moser	G. Julien	T. Taylor
1.20	@ UC Santa Barbara	T. Herget	Bernardo Adam	M. Ramanis	K. Browne	T. Moser	G. Julien	T. Taylor
1.22	Princeton	T. Herget	Bernardo Adam	M. Ramanis	T. Moser	L. Benson	G. Julien	T. Taylor
1.23	Princeton	T. Herget	Jackson Fife	Jon Stanley	T. Moser	L. Benson	G. Julien	T. Taylor
1.26	UC Irvine	T. Herget	Jackson Fife	M. Ramanis	T. Moser	L. Benson	G. Julien	T. Taylor
1.27	UC Irvine	T. Herget	Jackson Fife	M. Ramanis	T. Moser	L. Benson	G. Julien	T. Taylor
2.8	LIU	T. Herget	Jackson Fife	M. Ramanis	T. Moser	L. Benson	G. Julien	T. Taylor
2.10	LIU	T. Herget	Jackson Fife	M. Ramanis	K. Browne	T. Moser	Ethan Gant	T. Taylor
2.16	GCU							
2.17	GCU							
2.23	UCLA							
2.24	UCLA							
3.8	@ Stanford							
3.9	@ Stanford							
3.22	@ Pepperdine							
3.23	@ Pepperdine							
3.29	CUI							
3.30	CUI							
4.5	@USC							
4.6	@USC							

## 2024 Match-by-Match Statistical Leaders

Date	Opponent	Assists	Digs	Hitting % (Min. 10 Att.)	Kills	Aces	Attacks	Blocks
1.5	Ball State	Haine (30)	Luke Benson (7)	Luke Benson (.762)	Luke Benson (17)	Kupono Browne (2)	Luke Benson (21)	T. Taylor (3)
1.6	Ball State	Haine (23)	Luke Benson (7)	Miks Ramanis (.727)	Kupono Browne (9)	Luke Benson (4)	K. Browne (18)	G. Julien (4)
1.11	@ Loyola Chicago	Haine (50)	Bernardo Adam (15)	Teon Taylor (.800)	Luke Benson (21)	Luke Benson (4)	Luke Benson (39)	G. Julien (6)
1.13	@ Lewis	Herget (32)	Miks Ramanis (11)	Gavin Julien (.467)	Trent Moser (14)	Tyler Herget (4)	Trent Moser (24)	G. Julien (5)
1.19	@ UC Santa Barbara	Herget (45)	Tyler Herget (9)	Luke Benson (.727)	Trent Moser (22)	Kupono Browne (4)	Trent Moser (41)	G. Julien (3)
1.20	@ UC Santa Barbara	Herget (40)	Tyler Herget (5)	Trent Moser (.522)	Trent Moser (14)	Tyler Herget (2)	Ramanis/Moser (23)	Julien/Browne (5)
1.22	Princeton	Herget (27)	Tyler Herget (8)	Luke Benson (.467)	Trent Moser (12)	Luke Benson (2)	Trent Moser (21)	G. Julien (5)
1.23	Princeton	Herget (33)	Jackson Fife (7)	Luke Benson (.650)	Luke Benson (13)	Four players (1)	Trent Moser (26)	Four players (1)
1.26	UC Irvine	Herget (37)	Trent Moser (8)	Gavin Julien (.364)	Trent Moser (15)	Stanley/Moser (1)	Trent Moser (40)	T. Taylor (8)
1.27	UC Irvine	Herget (51)	Jackson Fife (11)	Gavin Julien (.357)	Luke Benson (21)	Miks Ramanis (5)	Luke Benson (48)	T. Taylor (5)
2.8	LIU	Herget (32)	Jackson Fife (8)	K. Browne (.462)	Trent Moser (10)	Kupono Browne (4)	Trent Moser (21)	T. Taylor (5)
2.10	LIU	Herget (31)	Tyler Herget (8)	K. Browne (.480)	Kupono Browne (14)	Kupono Browne (3)	Kupono Browne (25)	Gant/Taylor (4)
2.16	GCU							
2.17	GCU							
2.23	UCLA							
2.24	UCLA							
3.8	@ Stanford							
3.9	@ Stanford							
3.22	@ Pepperdine							
3.23	@ Pepperdine							
3.29	CUI							
3.30	CUI							
4.5	@ USC							
4.6	@ USC							



## 2024 Individual Season Highs - Impact Players

### #1 Luke Benson

Kills.....	21 (twice)
Hitting % (min. 10 kills) .....	0.762 (vs Ball State 1/5)
Aces.....	4 (two times)
Digs.....	9 (vs UC Irvine 1/27)
Total Blocks.....	6 (vs UC Irvine 1/26)

### #3 Tyler Herget

Assists.....	51 (vs UC Irvine 1/27)
Aces.....	4 (at Lewis 1/13)
Digs.....	9 (at UCSB 1/19)
Total Blocks.....	4 (vs UC Irvine 1/27)

### #4 Jon Stanley

Aces.....	1 (at Lewis 1/13, vs UCI 1/26)
Kills.....	4 (vs Princeton 1/23)
Total Blocks.....	4 (at Lewis 1/13)

### #7 Noa Haine

Assists.....	50 (at Loyola Chicago 1/11)
Aces.....	1 (vs Ball State 1/5)
Digs.....	14 (at Loyola Chicago 1/11)
Total Blocks.....	2 (at Loyola Chicago 1/11)

### #9 Trent Moser

Kills.....	22 (at UCSB 1/19)
Hitting % (min. 10 kills) .....	.522 (at UCSB 1/20)
Aces.....	1 (five times)
Digs.....	8 (vs UC Irvine 1/26)
Total Blocks.....	5 (vs UC Irvine 1/26)

### #10 Gavin Julien

Total Blocks.....	5 (four times)
Solo Blocks.....	1 (three times)
Block Assists.....	5 (three times)
Kills.....	8 (at Lewis 1/13)
Digs.....	2 (twice)

### #13 Kuponu Browne

Kills.....	14 (vs LIU 2/10)
Hitting % (min. 10 kills) .....	0.480 (vs LIU 2/10)
Aces.....	4 (at UCSB 1/19 and vs. LIU 2/8)
Digs.....	6 (twice)
Total Blocks.....	5 (at UCSB 1/20)

### #15 Bernardo Adam

Digs.....	15 (at Loyola Chicago 1/11)
Assists.....	8 (at Loyola Chicago 1/11)

### #19 Ethan Gant

Kills.....	3 (vs LIU 2/10)
Total Blocks.....	4 (vs LIU 2/10)
Solo Blocks.....	0
Block Assists.....	4 (vs LIU 2/10)

### #21 Teon Taylor

Total Blocks.....	8 (vs UC Irvine 1/26)
Solo Blocks.....	1 (three times)
Block Assists.....	8 (vs UC Irvine 1/26)
Kills.....	8 (at Loyola Chicago 1/11)
Hitting % (min. 10 kills) .....	N/A
Digs.....	2 (twice)
Aces.....	0

### #23 Miks Ramanis

Kills.....	16 (vs UC Irvine 1/27)
Hitting % (min. 10 kills) .....	.391 (at UCSB 1/20)
Aces.....	5 (vs UC Irvine 1/27)
Digs.....	11 (at Lewis 1/13)
Total Blocks.....	3 (vs LIU 2/8)

### #6 Jackson Fife

Digs.....	11 (vs UC Irvine 1/27)
Assists.....	2 (three times)



## 2024 Team Game Highs

### Attack Percentage

.455	at UCSB (1/20)
.379	vs. Ball State (1/6)
.370	vs. Princeton (1/23)
.328	vs. Princeton (1/22)
.327	at UCSB (1/29)

### Kills

61	at Loyola Chicago (1/11)
55	vs. UC Irvine (1/27)
49	at UCSB (1/19)
47	at Lewis (1/13)
46	at UCSB (1/20)

### Kills 3-Sets

46	at UCSB (1/20)
39	vs. Ball State (1/5)
39	vs. LIU (2/8)
37	vs. Princeton (1/23)
34	vs. LIU (2/10)

### Kills 4-Sets

49	at UCSB (1/19)
44	vs UC Irvine (1/27)

### Kills 5-Sets

61	at Loyola Chicago (1/11)
55	vs UC Irvine (1/27)
47	at Lewis (1/13)

### Total Attempts

137	vs UC Irvine (1/27)
126	at Loyola Chicago (1/11)
113	at Lewis (1/13)
112	vs UC Irvine (1/26)
101	at UCSB (1/19)

### Assists

60	at Loyola Chicago (1/11)
51	vs. UC Irvine (1/27)
49	at UCSB (1/19)
44	at UCSB (1/20)
42	at Lewis (1/13)

### Digs

47	at Loyola Chicago (1/11)
45	vs. UC Irvine (1/27)

### Aces

9	at Lewis (1/13)
9	vs. LIU (2/10)
7	vs. UC Irvine (1/27)

### Blocks

12.5	vs. UC Irvine (1/26)
10.5	vs. LIU (2/10)
9.5	at Loyola Chicago (1/11)











# SHAWN OLMSTEAD

## Coaching History

2016-present	Head Coach, BYU
2011-14	Head Coach (WVB), BYU
2008-10	Assistant Coach (WVB), BYU
2006-07	Assistant Coach, Utah State
2005	Assistant Coach, Cal Poly
2004	Volunteer Coach, Utah Valley

## College

2000-04	Brigham Young University
---------	--------------------------

## Collegiate Career Highlights

Helped BYU win National Championships in 2001 and 2004, along with a national runner-up finish in 2003. During his senior season in 2004, Olmstead recorded the third-most digs in a single season in school history with 230. Overall, he recorded 320 digs in his career.

## High School Highlights

Played volleyball at Carpinteria High School. He was named the high school league's MVP during his senior season. Set a school record with 47 kills in a match.

## Year-by-Year

Year	Record	Pct.	MPSF	Pct.
2016	27-4	.871	19-3	.864
2017	26-5	.839	18-2	.889
2018	22-7	.759	10-2	.833
2019	13-12	.520	6-6	.500
2020	17-1	.944	6-0	1.00
2021	20-4	.833	19-3	.864
2022	8-17	.320	3-9	.250
2023	19-7	.731	8-4	.667
TOTALS	152-57	.727	89-29	.754

## Conference Championships

MPSF Champs.	Three (2016, 2018, 2021)
--------------	--------------------------

Shawn Olmstead has been the head coach of the BYU Men's Volleyball program since 2015, with the 2016 season being his first. Olmstead has advanced BYU to the national championship match of the NCAA Tournament three times so far in his coaching career: 2016, 2017 and 2021. He also helped BYU to three-straight NCAA Final Four appearances for the first time in program history from 2016-2018. Olmstead led BYU to three MPSF regular-season titles in his first three seasons as head coach from 2016-2018 as well. Along with this, he guided BYU to three MPSF Tournament championships in 2016, 2018 and 2021. He is a four-time MPSF Coach of the Year (2016, 2018, 2020, 2021). Nine athletes that he has coached are All-Americans, with a total of 19 AVCA All-America honors. At the end of the 2020 season, his winning percentage of .784 (105-29) is the highest of any active men's volleyball coach in the NCAA Division I-II. Olmstead coached BYU to a winning record for six years in-a-row (2016-2021) at the helm of the program. For the first time since 1996 in BYU Men's Volleyball history, the Cougars finished with a losing record last season in 2022. When asked about the 2022 season, Olmstead said, "I was proud of our team and the way they stayed the course throughout the entire season. It was a difficult season no doubt as it relates to overall wins and losses. Despite this, the team never hung their heads and never shied away from the task at hand. I'm proud of them for that. The amount of gratitude we have as a coaching staff for them and their heart, can't be put into words." Two seasons prior, Olmstead and the Cougars got their magical 2020 season devastatingly cut short due to the COVID-19 pandemic. During that time, Olmstead guided BYU to a 17-1 (6-0 MPSF) record and No. 1 national ranking. He also coached the AVCA National Player in 2020 as well, Gabi Garcia Fernandez. Throughout Olmstead's career, he's coached six AVCA First Team All-Americans, namely Gabi Garcia Fernandez (2021, 20), Davide Gardini (2020, 21, 22), Wil Stanley (2020), Brenden Sander (2018, 16), Ben Patch (2016) and Jake Langlois (2017). In his first year with the men's volleyball team, Olmstead coached the squad to the national championship match of the 2016 NCAA Tournament. He led his team to an outright MPSF regular-season and tournament title while being named the 2016 MPSF Coach of the Year. The Cougars finished with a 27-4 (19-3) record in 2016.

## BYU Women's Volleyball Era

Olmstead saw his most successful season as head coach of the BYU women's volleyball team in 2014. He coached BYU to the national championship match of the NCAA tournament for its first time in program history. The Cougars became the first unseeded team in tournament history to make it to the final match. To get there, BYU upset No. 11 Arizona, No. 6 Florida State, No. 14 Nebraska and No. 2 Texas. The Cougars also won an outright West Coast Conference title after Olmstead led his squad to a 16-2 league record. Olmstead coached three All-Americans in 2014, including Jennifer Hamson, Alexa Gray and Amy Boswell. In 2012, Olmstead led the Cougars to their first conference title since 2005 and best season record (28-4) since 1998. Olmstead and the Cougars hosted the first two rounds of the 2012 NCAA tournament before losing in the round of 16 to No. 5 seeded Oregon, who went on to play in the natty against Texas. In 2011, Olmstead's first year as head coach and BYU's first year in the WCC, he led the team to a 21-9 record, its first season with 20 or more wins since 2007.







### Director of Operations Aubrey Rushing

Oversees daily operations and administration for the BYU Men's Volleyball Program including:

- Event management liaison
- Apparel and equipment liaison
- Travel
- Statistician
- Video and compliance coordination
- Alumni relations
- Community support
- Incoming Freshmen matriculation
- Social media and academic liaison

Education: Bachelor of Science (Southern Utah University)

Hometown: Greenville, North Carolina

Personal: Daughter of BYU Men's Volleyball Alumnus, Chris Rushing and BYU Swim Alumnus, Jeannine Rushing



### Assistant Coach Devin Young

Former Cougar Devin Young joined the BYU men's volleyball team as an assistant coach ahead of the 2019 season. Young played middle blocker for the Cougars from 2008, 2011-14.

As a player, Young helped the Cougars win the 2013 and 2014 Mountain Pacific Sports Federation regular-season and tournament titles. BYU played in the NCAA tournament both years and advanced to the national championship match in 2013.

Young was named to the All-MPSF Second Team as a senior and made the MPSF All-Tournament Team in both 2013 and 2014. During his career, he averaged 1.38 kills per set as well as 1.09 blocks per set.

After graduating from BYU with a degree in business management, Young moved to Wisconsin where he stayed close to volleyball by coaching high school and club teams. In 2017, he returned to Utah to work for VolleyMetrics, a volleyball analytics company, where he worked with Division I volleyball coaches from across the country.

Young served a mission in Long Beach, California, after redshirting during the 2008 season. He hails from McMurray, Pennsylvania, and is married to Marie. The couple have three children.



### Assistant Coach Otavio Souza

Souza came to BYU with three years of experience as the assistant coach for Cal's women's volleyball team, as well as two-year stints at both Saint Mary's College and Missouri Western State. Before that, he also coached at Georgetown. In Souza's first year at SMC in 2018, the Gaels finished the regular season 19-9, their best winning percentage since going 20-8 in 2010. The Gaels also went 2-0 against Pac-12 programs that season and punched their first ticket to the NCAA Tournament since 2012.

Souza wore a BYU jersey from 2009-2011, starting in 22 matches during his senior year, while collecting 119 kills, 94 blocks, 35 digs, 16 assists and seven service aces, with a .431 hitting percentage.

"Playing volleyball in the Smith Fieldhouse in front of thousands of fans at BYU is where I created great memories as a student-athlete," Souza said. "Our program has been competitive for many years. Coming back now as a coach is something really special for me to be a part of."

A Florianópolis, Brazil native, Souza went on to play professionally for Itajai Pro-Volei and Florianopolis Voleibol in Brazil, along with the Florida Wave.

Souza debuted as an assistant coach on January 6th, 2023 for Brigham Young University.



# BYU MEN'S VOLLEYBALL RECORD BOOK

Updated as of July 31, 2023



- FINAL FOUR
- 2018 NATIONAL RUNNER-UP
- 2008 NATIONAL RUNNER-UP
- 2010 NATIONAL RUNNER-UP
- 2011 NATIONAL RUNNER-UP
- 2017 NATIONAL RUNNER-UP
- 2018 NATIONAL RUNNER-UP

2006	2007
5.0	2.0
2	4.0
24	3
	24

- NATIONAL CHAMPIONS 1999
- NATIONAL CHAMPIONS 2001
- NATIONAL CHAMPIONS 2004



## Individual Single Match Records - RSE\*

### KILLS . . . . . (most to 10th most)

No.	Name	Opponent	Date
35	Ben Patch	at UC Irvine	3/1/13
33	Mike Wall	vs. Stanford	4/20/02
32	Ben Patch	vs. UCSB	4/21/16
32	Yosleyder Cala	at UC Irvine	3/10/06
31	Gabi G. Fernandez	at Concordia	3/28/19
31	Mike Wall	at UCLA	2/23/02
30	Jonathan Alleman	at Stanford	1/17/03
30	Mike Wall	vs. Pacific	1/19/02
30	Mike Wall	vs. Lewis	1/27/01
30	Davide Gardini	vs. UCLA	4/16/22
29	Taylor Sander	at USC	3/4/11
29	Mike Wall	at Pepperdine	3/3/01
29	Davide Gardini	vs. GCU	2/26/22

### KILLS IN THREE SETS . . . . . (most to 6th most)

No.	Name	Opponent	Date
24	Ivan Perez	vs. Stanford	2/23/08
23	Victor Batista	at UC Santa Barbara	1/21/05
22	Ben Patch	at Hawaii	3/2/16
22	Ivan Perez	vs. Long Beach State	3/10/06
21	Joe Hillman	at CSUN	1/16/04
20	Taylor Sander	(twice)	
20	Yosleyder Cala	vs. Pepperdine	2/4/06
20	Fernando Pessoa	vs. Stanford	2/21/04
20	Mike Wall	(twice)	
20	Joaquin Acosta	vs. UCSB	3/29/02

### KILLS IN FOUR SETS . . . . . (most to 8th most)

No.	Name	Opponent	Date
30	Mike Wall	vs. Pacific	1/19/02
27	Taylor Sander	vs. Stanford (N)	4/26/12
27	Andrew Stewart	vs. USC	3/19/10
26	Robb Stowell		
26	Ivan Perez	at Long Beach State	3/21/08
26	Yosleyder Cala	vs. Hawaii	2/21/08
26	Joe Hillman	vs. Pepperdine	3/13/04
25	Gabi Garcia Fernandez	vs. USC	2/16/19
25	Davide Gardini	at UCSB	2/19/22
25	Ben Patch	at Loyola Chicago	1/7/17

### TOTAL ATTEMPTS . . . . . (most to 6th most)

No.	Name	Opponent	Date
72	Gabi G. Fernandez	at Concordia	3/28/19
64	Ben Patch	at UC Irvine	3/1/13
58	Taylor Sander	(two times)	
58	Ivan Perez	at UC Irvine	2/15/08
57	Mike Wall	at UCLA	2/23/02
56	Taylor Sander	vs. Stanford (N)	5/1/14
56	Davide Gardini	at Stanford	4/9/22
55	Taylor Sander	(two times)	
54	Taylor Sander	vs. Stanford	2/23/13

54	Yosleyder Cala	at UC Irvine	3/10/06
----	----------------	--------------	---------

54	Mike Wall	(two times)	
----	-----------	-------------	--

### TOTAL ATTEMPTS IN THREE SETS . . (most to 6th most)

No.	Name	Opponent	Date
42	Victor Batista	vs. Lewis (N)	1/5/05
41	Ivan Perez	vs. Long Beach State	3/25/05
40	Yosleyder Cala	vs. Pepperdine	2/4/06
39	Taylor Sander	vs. UC Irvine (N)	5/4/13
38	Ivan Perez	vs. Stanford	2/23/08
37	Jake Langlois	at Pepperdine	3/11/17
37	Matt Underwood	vs. Long Beach	2/20/15
37	Taylor Sander	vs. Stanford	4/26/14
37	Robb Stowell	at Pepperdine	4/9/11
37	Mike Wall	(two times)	

### TOTAL ATTEMPTS IN FOUR SETS . . . (most to 9th most)

No.	Name	Opponent	Date
55	Taylor Sander	(two times)	
54	Mike Wall	vs. Pacific	1/19/02
51	Ben Patch	at Loyola Chicago	1/7/17
49	Gabi Garcia Fernandez	vs. USC	2/16/19
48	Ivan Perez	at Long Beach State	1/11/14
48	Andrew Stuart	vs. USC	3/19/10
47	Gabi G. Fernandez	vs. UC Irvine	3/19/19
47	Taylor Sander	vs. Long Beach	1/11/14
46	Gabi Garcia Fernandez	(twice)	
46	Robb Stowell	vs. Penn State (N)	3/12/10
46	Joe Hillman	vs. Pepperdine	3/13/04

### HITTING PERCENTAGE: MINIMUM OF 10 KILLS (1st-10th)

Percentage	Name	Date
.923 (12-0-13)	Michael Burke	4/15/04
.909 (10-0-11)	Aaron Ferre	2/26/04
.905 (19-0-21)	Yosleyder Cala	3/3/07
.857 (12-0-14)	Felipe de Brito Ferreira	3/9/19
.857 (12-0-14)	Yosleyder Cala	3/3/06
.857 (12-0-14)	Jonathan Alleman	3/27/04
.846 (11-0-13)	Russell Holmes	3/13/08
.846 (11-0-13)	Chris Gorny	3/24/07
.846 (11-0-13)	Russ Lavaja	1/12/03
.842 (16-0-19)	Trent Sorensen	3/24/07

### HITTING PERCENTAGE: MINIMUM OF 13 KILLS (1st-10th)

Percentage	Name	Date
.905 (19-0-21)	Yosleyder Cala	3/3/07
.857 (18-0-21)	Jonathan Alleman	3/27/04
.842 (16-0-19)	Trent Sorensen	3/24/07
.833 (15-0-18)	Gabi Garcia Fernandez	3/12/21
.800 (13-1-15)	Russell Holmes	3/4/06
.789 (15-0-19)	Yosleyder Cala	1/12/07
.783 (18-0-23)	Victor Batista	3/12/04
.765 (13-0-17)	Taylor Evans	2/16/06

.765 (14-1-18)	Joaquin Acosta	3/8/02
----------------	----------------	--------

.765 (17-1-21)	Taylor Sander	3/30/13
----------------	---------------	---------

.750 (13-1-16)	Davide Gardini	1/10/20
----------------	----------------	---------

### HITTING PERCENTAGE: MINIMUM OF 15 KILLS (1st-10th)

Percentage	Name	Date
.905 (19-0-21)	Yosleyder Cala	3/3/07
.857 (18-0-21)	Jonathan Alleman	3/27/04
.842 (16-0-19)	Trent Sorensen	3/24/07
.833 (15-0-18)	Gabi Garcia Fernandez	2/12/21
.789 (15-0-19)	Yosleyder Cala	1/12/07
.783 (18-0-23)	Victor Batista	3/12/04
.765 (17-1-21)	Taylor Sander	3/30/13
.750 (16-1-20)	Taylor Sander	(two times)
.750 (18-0-24)	Luka Slabe	3/9/02
.737 (15-1-19)	Futi Tavana	3/31/11

### SERVICE ACES

Rk.	No.	Name	Date
1.	9	Taylor Sander	1/18/14
2.	8	Gabi Garcia Fernandez	1/17/20
	8	Kevin Sagers	2/11/11
4.	7	Gabi Garcia Fernandez	1/4/20
	7	Taylor Evans	3/4/05
6.	6	Taylor Sander	4/6/12
	6	Yosleyder Cala	4/15/06
8.	5	Gabi G. Fernandez (3x)	
	5	Davide Gardini (2x)	
	5	Storm Fa'agata-Tufuga	2/21/18
	5	Kupono Browne	3/25/22

### ASSISTS

Rk.	No.	Name	Date
1.	84	Carlos Moreno	4/20/02
2.	79	Carlos Moreno	4/26/03
3.	78	Jeremiah Larsen	1/12/02
4.	77	Carlos Moreno	3/13/04
5.	76	Carlos Moreno	4/19/03
6.	75	Hector Lebron	4/14/01
7.	74	Carlos Moreno	2/23/02
8.	73	Yamil Perez	3/21/09
	73	Carlos Moreno	1/30/04
10.	72	Reed Chilton	2/19/10
	72	Yamil Perez	2/3/07

### TOTAL BLOCKS

Rk.	No.	Name	Date
1.	15	Futi Tavana	4/21/12
	15	Futi Tavana	3/27/10
3.	14	Futi Tavana	3/16/12
4.	13	Felipe de Brito Ferreira	3/16/19
	13	Michael Hatch	4/24/14
	13	Otavio Souza	1/7/11

**BLOCK SOLOS**

Rk.	No.	Name	Date
1.	4	Jeff Robinson	4/20/02
	4	Russ Lavaja	4/26/03
	4	Russell Holmes	1/12/02
	4	Russell Holmes	3/13/04
5.	3	Miki Jauhainen	2/27/21
	3	Felipe de Brito Ferreira	4/19/03
	3	Joseph Grosh	4/14/01
	3	Robb Stowell	2/23/02
	3	Futi Tavana	3/21/09
	3	Russ Lavaja	1/30/04
	3	Teon Taylor	3/4/23

**BLOCK ASSISTS**

Rk.	No.	Name	Date
1.	14	Futi Tavana	3/27/10
2.	13	Michael Hatch	4/24/14
	13	Futi Tavana (3x)	
	13	Otavio Souza	1/7/11
	13	Andrew Stewart	4/16/10
	13	Scott Bunker	4/14/01
	<b>13</b>	<b>Teon Taylor</b>	<b>1/27/23</b>
7.	12	Felipe de Brito Ferreira	3/16/19
8.	11	Michael Hatch	4/1/16
	11	Russ Lavaj	2/24/12

**DIGS**

Rk.	No.	Name	Date
1.	21	Joel Silva	4/3/08
2.	20	Robb Stowell	2/19/10
3.	19	Joel Silva	3/19/10
4.	18	Jaylen Reyes	3/7/15
5.	17	Jaylen Reyes	4/25/15
	17	Andrew Stewart	2/4/10
	17	Joel Silva	1/23/10
8.	16	Tim Dobbert	3/24/17
	16	Jaylen Reyes (2x)	

**Individual Single Season Records - RSE\*****SETS PLAYED**

Rank	No.	Name	Year
1.	125	Shawn Olmstead	2004
	125	Jonathan Alleman	2004
3.	122	Fernando Pessoa	2004
4.	121	Carlos Moreno	2004
5.	118	Andrew Stewart	2010
	118	Joe Hillman	2004
	118	Josue Rivera	2012
	118	Russ Lavaja	2012

**KILLS**

Rank	No.	Name	Year
1.	534	Mike Wall	2002

2.	506	Taylor Sander	2014
3.	492	Fernando Pessoa	2004
4.	463	Andrew Stewart	2010
5.	461	Taylor Sander	2013

**KILLS PER SET**

Rank	No.	Name	Year
1.	4.90	Mike Wall	2002
2.	4.89	Taylor Sander	2012
3.	4.60	Taylor Sander	2014
4.	4.41	Mike Wall	2001
5.	4.32	Ben Patch	2016

**TOTAL ATTEMPTS**

Rank	No.	Name	Year
1.	1,021	Taylor Sander	2014
2.	1,020	Mike Wall	2002
3.	976	Andrew Stewart	2010
4.	947	Taylor Sander	2013
5.	901	Ivan Perez	2008

**HITTING PERCENTAGE (MIN. 250 ATTEMPTS)**

Rank	Name	Percentage	Year
1.	Matt Olsen	.524 (163-22-269)	2001
2.	Price Jarman	.508 (153-25-252)	2016
3.	Michael Burke	.506 (196-32-324)	2004
4.	Price Jarman	.464 (138-21-252)	2017
5.	Michael Burke	.460 (270-52-474)	2005

**HITTING PERCENTAGE (MIN. 500 ATTEMPTS)**

Rk.	Name	Percentage	Year
1.	Michael Burke	.458 (302-57-535)	2003
2.	Russell Holmes	.450 (301-65-520)	2008
3.	Brenden Sander	.395 (335-82-641)	2016
3.	Taylor Sander	.395 (435-114-812)	2012
5.	Futi Tavana	.386 (255-60-505)	2009

**HITTING PERCENTAGE (MIN. 750 ATTEMPTS)**

Rk.	Name	Percentage	Year
1.	Taylor Sander	.395 (435-114-812)	2012
2.	Ben Patch	.379 (402-113-763)	2016
3.	Joaquin Acosta	.370 (427-128-808)	2002
4.	Jonathan Alleman	.365 (440-145-808)	2003
5.	Fernando Pessoa	.360 (492-176-878)	2004

**SERVICE ACES**

Rank	No.	Name	Year
1.	56	Gabi Garcia Fernandez	2020
2.	55	Taylor Sander	2014
3.	52	Jake Langlois	2017
4.	51	Gabi Garcia Fernandez	2018
	51	Rafael Paal	2003
6.	44	Taylor Sander	2012
7.	42	Taylor Sander	2013

**TOTAL BLOCKS**

Rank	No.	Name	Year
1.	172	Russell Holmes	2008
2.	169	Futi Tavana	2009
3.	168	Russ Lavaja	2012
4.	165	Russ Lavaja	2010
5.	162	Scott Bunker	2001

**SOLO BLOCKS**

Rank	No.	Name	Year
1.	28	Russell Holmes	2007
2.	20	Michael Burke	2005
	20	Scott Bunker	2001
4.	19	Rob Neilson	2005
5.	17	Russ Lavaja	2010

**BLOCK ASSISTS**

Rank	No.	Name	Year
1.	157	Russ Lavaja	2012
	157	Russell Holmes	2008
3.	153	Futi Tavana	2009
4.	148	Russ Lavaja	2010
5.	144	Michael Hatch	2016
	144	Futi Tavana	2011

**ASSISTS**

Rank	No.	Name	Year
1.	1,689	Carlos Moreno	2004
2.	1,567	Carlos Moreno	2002
3.	1,467	Rob Neilson	2005
4.	1,372	Carlos Moreno	2002
5.	1,252	Yamil Perez	2007

**DIGS**

Rank	No.	Name	Year
1.	249	Joel Silva	2009
	249	Joel Silva	2008
3.	236	Ivan Perez	2008
4.	230	Shawn Olmstead	2004
5.	224	Jaylen Reyes	2015
6.	223	Joel Silva	2010
7.	223	Andrew Stewart	2010
8.	208	Joel Silva	2007
9.	206	Brian Rowley	2005
10.	199	Jaylen Reyes	2014

\*Beginning in 2001, the NCAA men's volleyball rules committee adopted the international scoring method for all men's volleyball matches. Using the rally-scoring method, the first team to 25 points is considered the winner of a set. The first team to win three sets is considered the match winner. (RSE= rally scoring era)



## Team Single Match Records - RSE\*

### KILLS

Rank. #	Name	Year
1. 91	vs. Stanford	4/20/02
2. 89	at UCLA	2/23/02
3. 87	vs. Stanford	1/12/02
4. 87	at Pepperdine	4/26/03
5. 84	vs. UCSB	3/28/08
84	vs. Hawai'i	2/23/07
84	vs. Pepperdine	2004
84	at Pacific	2001

### TOTAL ATTEMPTS

Rank	No.	Name	Year
1.	191	at Pepperdine	4/26/08
2.	186	at UC Irvine	2/15/08
3.	185	at Long Beach State	1/30/04
4.	179	vs. UCSB	3/28/08
	179	at UCLA	2/23/02

### HITTING PERCENTAGE

Rank	Pct.	Name	Year
1.	.655	at USC	1/31/01
2.	.603	at Hawai'i	3/5/20
3.	.573	at UCSD	2/16/06
4.	.571	at USC	3/3/07
	.556	vs. USC	4/8/16

### SERVICE ACES

Rank	No.	Name	Year
1.	16	vs. Penn State	5/1/03
2.	15	at UCSD	1/18/14
2.	15	at Pepperdine	3/25/22
4.	13	at CSUN	4/1/05
	13	at UCSB	4/6/17

### TEAM BLOCKS

Rank	No.	Name	Year
1.	24.5	vs. UCSB	3/27/10
2.	24	vs. CSUN	1/13/06
3.	23.5	at Long Beach State	4/1/10
4.	22.5	vs. UCLA	4/25/13
	22.5	at UCSD	2/11/12

### ASSISTS

Rank	No.	Name	Year
1.	91	vs. Stanford	4/20/02
2.	85	at UCLA	2/23/02
3.	83	at Pepperdine	4/26/03
4.	82	vs. Hawai'i	2/23/07
	82	vs. Pepperdine	3/13/04
	82	vs. Stanford	1/12/02

### DIGS

Rank	No.	Name	Year
1.	69	at Hawai'i	3/16/12
2.	68	at Hawai'i	4/3/08
3.	66	at UC Irvine	2/15/08
4.	65	at USC	4/25/15
5.	64	at UC Irvine	1/7/10

## Team Single Season Records - RSE\*

### KILLS

Rank	Amount (Year)
1.	2,056 (2004)
2.	1,880 (2010)
3.	1,866 (2003)
4.	1,807 (2002)
5.	1,764 (2009)

### TOTAL ATTEMPTS

Rank	Amount (Year)
1.	3,894 (2010)
2.	3,859 (2004)
3.	3,749 (2009)
4.	3,650 (2008)
5.	3,613 (2003)

### HITTING PERCENTAGE

Rank	Percentage (Year)
1.	0.370 (2001)
2.	0.361 (2004)
3.	0.360 (2016)
4.	*0.358 (2020)
5.	0.345 (2021)
6.	0.343 (2007)
7.	0.340 (2003)
	0.340 (2002)

\*2020 Season canceled due to the COVID-19 Pandemic (only 18 matches played)

### SOLO BLOCKS

Rank	Amount (Year)
1.	78 (2004)
2.	70 (2000)
3.	66 (2009)
4.	63 (2010)
5.	58 (2003)

### BLOCK ASSISTS

Rank	Amount (Year)
1.	720 (2010)
2.	699 (2012)
3.	675 (2009)
4.	665 (2013)
5.	648 (2013)

### TOTAL BLOCKS

Rank	Amount (Year)
1.	423 (2010)
2.	403.5 (2009)
3.	398.5 (2012)
4.	381.5 (2001)
5.	371 (2004)

### ACES

Rank	Amount (Year)
1.	179 (2017)
2.	175 (2018)
3.	174 (2005)
4.	152 (2013)
5.	149 (2014)

### ASSISTS

Rank	Amount (Year)
1.	1,936 (2004)
2.	1,782 (2010)
3.	1,765 (2003)
4.	1,702 (2002)
5.	1,646 (2005)

### DIGS

Rank	Amount (Year)
1.	1,239 (2010)
2.	1,178 (2008)
3.	1,085 (2009)
4.	1,084 (2012)
5.	1,055 (2004)

### WINS

Rank	Amount (Year)
1.	29 (2004)
2.	27 (2016)
3.	26 (2017)
4.	26 (2013)
5.	25 (2008)

### CONSECUTIVE WINS

Rank	Amount (Year)
1.	21 (2004)
2.	17 (2020)
3.	15 (2017)
4.	13 (2018)
	13 (2016)

Most 3-0 Wins	19 (2017)
Most 3-1 Wins	12 (2010)
Most 3-2 Wins	8 (2012)

\*Since 2001, the NCAA men's volleyball committee adopted the international scoring method for all men's volleyball matches using the rally scoring method.

## BYU Career Records - Rally Scoring Era\*

### KILLS ..... (most to 9th most)

No.	Name	Years Played
1,743	Taylor Sander	2011-14
1,557	Robb Stowell	2007-12
1,494	Ivan Perez	2005-08
1,433	Mike Wall	1999-02
1,326	Gabi Garcia Fernandez	2018- 2021
1,185	Davide Gardini	2019-2022
1,119	Brenden Sander	2015-18
1,088	Joaquin Acosta	2000-02
1,042	Ben Patch	2013, 16-17

### KILLS PER GAME ..... (most to 7th most)

No.	Name	Years Played
4.86	Mike Wall	1999-02
4.26	Taylor Sander	2011-14
3.99	Ben Patch	2013, 16-17
3.89	Joaquin Acosta	2000-01
3.82	Ivan Perez	2005-08
3.70	Robb Stowell	2007-12
3.35	Russell Holmes	2005-08

### TOTAL ATTEMPTS ..... (most to 9th most)

No.	Name	Years Played
3,464	Taylor Sander	2011-14
3,409	Robb Stowell	2007-12
2,888	Ivan Perez	2005-08
2,802	Mike Wall	1999-02
2,795	Gabi Garcia Fernandez	2018- 2021
2,396	Davide Gardini	2019-2022
2,374	Brenden Sander	2015-18
2,162	Joaquin Acosta	2000-02
2,052	Ben Patch	2013, 16-17

### HITTING PERCENTAGE ..... (most to 11th most)

%	Name	Years Played
.494	Russell Holmes	2005-08
.470	Mike Burke	2003-05
.463	Price Jarman	2014-18
.409	Michael Hatch	2013-16
.401	Futi Tavana	2006, 09-12
.378	Victor Batista	2004-06
.350	Taylor Sander	2011-14
.348	Jonathan Alleman	2001-04
.345	Ben Patch	2013, 16-17
.340	Davide Gardini	2019-2022
.339	Mike Wall	1999-02

### SERVICE ACES ..... (most to 10th most)

No.	Name	Years Played
182	Taylor Sander	2011-14
181	Gabi Garcia Fernandez	2018- 2021
161	Brenden Sander	2015-18

110	Davide Gardini	2019-2022
95	Jake Langlois	2014-17
91	Ivan Perez	2005-08
90	Rafael Paal	2002-08
80	Victor Batista	2004-06
73	Carlos Moreno	2002-04

Next active: K. Browne with 58 (as of Feb. 13, 2024)

### BLOCK ASSISTS ..... (most to 10th most)

No.	Name	Years Played
565	Futi Tavana	2006, 09-12
538	Russ Lavaja	2009-13
482	Michael Hatch	2013-16
477	Russell Holmes	2005-08
357	Scott Bunker	1998-01
349	Price Jarman	2014-18
346	Michael Burke	2003-05
339	Miki Jauhiainen	2017- 2021
317	Hector Lebron	1997-01
309	Taylor Sander	2011-14

### BLOCK SOLOS ..... (most to 10th most)

No.	Name	Years Played
61	Russell Holmes	2005-08
60	Futi Tavana	2006-12
46	Russ Lavaja	2009-13
42	Michael Burke	2003-05
31	Scott Bunker	1998-01
	Victor Batista	2004-06
	Mac Wilson	1998-01
28	Rob Neilson	2003-06
25	Carlos Moreno	2002-04
<b>23</b>	<b>Teon Taylor</b>	<b>2021-present</b>
22	Miki Jauhiainen	2017- 2021

### TOTAL BLOCKS ..... (most to 10th most)

No.	Name	Years Played
625	Futi Tavana	2006-12
584	Russ Lavaja	2009-13
538	Russell Holmes	2005-08
500	Michael Hatch	2013-16
388	Michael Burke	2003-05
	Scott Bunker	1998-01
369	Price Jarman	2014-18
339	Victor Batista	2004-06
338	Hector Lebron	1997-01
316	Taylor Sander	2011-14
312	Matt Olsen	1995, 00-01

### BLOCKS PER GAME ..... (most to 8th most)

No.	Name	Years Played
1.76	Scott Bunker	1998-01
1.75	Mac Wilson	1998-01

1.60	Hector Lebron	1997-01
1.55	Futi Tavana	2006-12
1.49	Matt Olsen	1995, 00-01
1.38	Michael Hatch	2013-16
1.37	Russ Lavaja	2009-13
1.32	Michael Burke	2003-05

### ASSISTS ..... (most to 10th most)

No.	Name	Years Played
4,628	Carlos Moreno	2002-04
4,284	Hector Lebron	1997-01
3,282	Leo Durkin	2014-18
3,161	Yamil Perez	2006-10
3,061	Carlos Moreno	2002-04
2,790	Rob Neilson	2003-06
2,198	Joe Kauliakamoa	2008-12
2,060	Wil Stanley	2017-2021
2,031	Reed Chilton	2007-2010
1,921	Brian Congelliore	2005-08

### DIGS ..... (most to 10th most)

No.	Name	Years Played
925	Joel Silva	2007-10
762	Jaylen Reyes	2012-15
672	Ivan Perez	2005-08
629	Fernando Pessoa	2001-04
616	Robb Stowell	2007-12
590	Mitchel Worthington	2017, 2020-2023
586	Taylor Sander	2011-14
498	Davide Gardini	2019-2022
490	Gabi Garcia Fernandez	2018- 2021
466	Erik Sikes	2015-18
449	Jonathan Alleman	2001-04

### SETS PLAYED ..... (most to 11th most)

No.	Name	Years Played
431	Jaylen Reyes	2012-15
426	Russ Lavaja	2009-13
414	Russell Holmes	2005-08
412	Robb Stowell	2007-12
409	Taylor Sander	2011-14
404	Futi Tavana	2006-12
391	Ivan Perez	2005-08
379	Mitchel Worthington	2017, 2020-2023
376	Fernando Pessoa	2001-04
362	Michael Hatch	2013-16
345	Gabi Garcia Fernandez	2018-2021

\*Beginning in 2001, the NCAA men's volleyball rules committee adopted the international scoring method. Using the rally-scoring method, the first team to 25 points is considered the winner of a set. The first team to win 3 sets is considered the match winner.



**BYU Program Records**

Most Consecutive Winning Seasons .....	25
	1997-2021
Most Consecutive 20-Win Seasons .....	5
	2001-2005, 2010-2014

**SEASON RECORDS**

Most Wins .....	30 (1999: 30-1)
Fewest Losses .....	1 (1999: 30-1)
Best Win-Loss Percentage .....	0.968 (1999: 30-1)
Best Start to a Season .....	18-0 (1999: 30-1)
Most Overall Sweeps .....	20 (1999: 30-1)
Most Consecutive 3-0 Sweeps .....	11 (2016: 1/29-3/2)
Most Losses .....	25 (1991: 2-25)
Most Consecutive Losses to Start a Season .....	14 (1991: 2-25)
Worst Start to Season .....	1-20 (1991: 2-25)
Largest Margin in a Game Won .....	30-14
	Jan. 26, 2006 at UCLA
	Mar. 13, 2010 at St. Francis
Largest Margin in a Game Lost .....	14-30
	Feb. 12, 2005 at Pepperdine
	Apr. 14, 2006 at Hawai'i
Most Points in a Game Won .....	44
	May. 3, 2003 vs. Lewis
Most Points in a Game Lost .....	40
	Feb. 11, 2012 at UC San Diego

**ALL-TIME RECORDS**

Home Record (through 2023 season) .....	380-92
---	--------

Road Record (through 2023 season) .....	237-176
MPSF Record (1993-2023) .....	438-160
NCAA Tournament Record .....	11-7
Neutral Record (through 2023 season) .....	28-23
Monday Record (through 2023 season) .....	8-6
Tuesday Record (through 2023 season) .....	14-7
Wednesday Record (through 2023 season) .....	19-17
Thursday Record (through 2023 season) .....	83-39
Friday Record (through 2023 season) .....	245-109
Saturday Record (through 2023 season) .....	280-112

**ALL-TIME ATTENDANCE RECORDS**

14,156 (Marriott Center) .....	Hawaii (Feb. 19, 1999)
11,513 (Marriott Center) .....	Hawaii (Feb. 21, 2003)
7,046 (Marriott Center) .....	Long Beach State (Mar. 19, 1999)
6,119 .....	UCLA (Feb. 3, 2001)
6,072 .....	UCLA (Jan. 29, 2005)
5,864 .....	UCLA (Mar. 28, 1997)
5,834 .....	UCLA (Feb. 26, 1999)
5,817 .....	Stanford (Feb. 29, 2020)
5,789 .....	UCLA (Feb. 27, 1999)

**ATTENDANCE RECORDS IN LAST FIVE YEARS (2018-2023)**

5,817 .....	vs Stanford on February 29, 2020
5,071 .....	vs. Ohio State on March 11, 2023
5,017 .....	vs UCLA on March 3, 2018
4,634 .....	vs USC on March 15, 2018





**1**

Newbury Park, Calif.  
OH | Junior | 6-7

**LUKE BENSON**

**FRESHMAN (2022):** Played in all but nine games in his true freshman season. Ended w/ 43 kills on a 0.348 clip.

**SOPHOMORE (2023):** 212 kills, .267 clip, 77 digs, 16 MS

**HIGH SCHOOL AND PERSONAL DATA:** Parents are Jennifer and Steven. He is majoring in Molecular Biology High School: Marmonte League Champions (2018, 2019) Los Angeles Daily News All-Area Player of the Year (2019) Marmonte League MVP (2019) All-County Team (2018, 2019) USA 17 Open All-Tournament Team (2019) NPHS MVP (2019) First-Team All-League (2018)

**BENSON'S CAREER STATS**

K	PCT.	SA	DIGS	TB
372	0.306	39	142	63

**BENSON'S INDIVIDUAL CAREER BESTS**

Kills ..... 21 (twice)  
Digs ..... 15 vs. Stanford (4/0/23)  
Service Aces ..... 4 (twice)  
Total Attempts ..... 48 (vs UC Irvine 1/27)



**2**

Elgin, Illinois  
S | Freshman | 6-9

**KYLE SAURER**

**HIGH SCHOOL AND PERSONAL DATA:** Kyle Saurer is the only true freshman on the team this season, coming from his hometown of Elgin, Illinois. Saurer was also recruited by Harvard, USC, Ball State, Pepperdine, GCU, UCSD, UC Irvine and Loyola-Chicago. His mother Kelly played volleyball at University of Wisconsin-Madison. He has three siblings: Kadeen, Kolby and Kellen.

**SAURER'S CAREER STATS**

K	AST	SA	DIGS	TB
-	-	-	-	-



**3**

Darien, Connecticut  
S | Sophomore | 6-2

**TYLER HERGET**

**HIGH SCHOOL AND PERSONAL DATA:** Tyler Herget is a sophomore transfer coming from Penn State University. In 2023, he played in eight sets for Penn State, including one ace. Before college, Tyler was a four-year letterwinner as a setter and outside hitter at Darien High School from 2016-2019. He is one of six siblings, including Todd, Tim, Rachel, Trevor and Thomas. At Penn State, Herget used to play alongside his brother Tim.

**HERGET'S CAREER STATS**

K	AST	SA	DIGS	TB
7	329	13	56	16



**4**

Honolulu, Hawaii  
L/DS | Senior | 6-2

**JON STANLEY**

**MEDICAL REDSHIRT YEAR:** 2019

**FRESHMAN (2020):** The 2020 season was canceled early due to COVID-19. But, Stanley played in 16 of the 18 matches, 53 sets, primarily as the team's service specialist. Stanley recorded six aces on the season and only had seven service errors. He served in his first career match against No. 15 Penn State (1/10). Recorded a career-high two aces against No. 3 UCSB (1/31).

**SOPHOMORE (2021):** Played in 49 sets across 23 matches, with three service aces. Went on a service run to help BYU win the NCAA Semifinal match against Lewis.

**JUNIOR (2022):** Played in 95 sets, tallying 25 digs, 10 aces and 20.5 points. Achieved a career-high of six kills against Mount Olive (1/29). At the 2022 Y Awards, Stanley received the Dale R. McCann Spirit of Sport Award.

This award is given to a male athlete whose participation best exemplifies the true spirit of sport in athletics and life.

**SENIOR (2023):** Played in a career-high of 96 in 2023. Recorded five service aces, five assists and 10 digs. With an extra year of eligibility due to the COVID-19 pandemic, Stanley will play for the Cougars in his fifth and final season during 2024.

**HIGH SCHOOL AND PERSONAL DATA:** Brother Wil played on the BYU men's volleyball team (they played together from 2019-2021). Brother Clay played in the Olympics for Team USA. Father, Jon, played basketball and volleyball at BYU. Mom is Tamie. Has six brothers and four sisters. In high school, Stanley was named Player of the Year as a senior. Picked up six UC16 awards. Named a captain all four years. Named Fab15 as a junior (13th) and senior (4th). Played for the Outrigger Canoe Club in high school as well. Named to the Aloha Region Team. Helped his team finish second in U21.

**STANLEY'S CAREER STATS**

SETS	AST.	SA	DIGS	KILLS
337	14	27	56	24

**STANLEY'S INDIVIDUAL MATCH CAREER BESTS**

Service Aces ..... 2 (three times)  
Kills ..... 6 vs. Mount Olive (1/29/22)  
Digs ..... 8 vs. Pepperdine (4/20/22)  
Assists ..... 2 vs. GCU (2/25/22)  
Blocks ..... 4 at Lewis (1/13/24)



**5**

Gilbert, Arizona  
MB | Sophomore | 6-7

**TYLER WATTS**

**HIGH SCHOOL AND PERSONAL DATA:** Tyler Watts is a sophomore transfer from Benedictine University Mesa. He has four siblings: Jessica, Ashley, Kyle and Kelsey. His parents are David and Lori. His father David played football at BYU. Before BYU, Watts was named AVCA NAIA First Team All-American in 2023 at Benedictine University Mesa as a freshman.

**WATTS' CAREER STATS**

K	AST	SA	DIGS	TB
-	-	-	-	-





6

Las Vegas, Nevada  
L | Sophomore | 6-0

**JACKSON FIFE**

**REDSHIRT YEAR:** 2022

**FRESHMAN YEAR (2023):** Recorded four digs and appeared in 28 sets.

**HIGH SCHOOL AND PERSONAL DATA:** Parents are David and Becky Fife. He is the second oldest of seven children. His father played for BYU baseball and his mother was a BYU cheerleader. Majoring in Biology (Pre-Med) In high school, Fife was First Team All-Region in Nevada (2019). High School State champions (2019). All-State Academic (2018, 2019). Played for Vegas United Volleyball Club. Fife served a mission for The Church of Jesus Christ of Latter-day Saints in Brazil and California.

**FIFE'S CAREER STATS**

DIGS	AST.	SETS
47	9	60



7

Honolulu, Hawaii  
S | Junior | 6-3

**NOA HAINE**

**FRESHMAN YEAR (2022):** Haine started in a total of four matches and played in 19 sets. He had a career-high of 58 assists against Stanford on April 9th. Haine's 58 assists are tied with Sławiński for the most from the 2022 season.

**SOPHOMORE YEAR (2023):** Started in eight games, playing in 31 total sets. 2023 individual team-high of 53 assists against Concordia on 2/25. Recorded 295 sets and 51 digs.

**HIGH SCHOOL AND PERSONAL DATA:** Parents are Marc and Kim. Haine comes from long line of collegiate volleyball players. His grandfather, Thomas Haine, played

volleyball at San Jose State. His father, Marc, played volleyball at SDSU and his mother, Kim, played at UCI. His uncle, Thomas Haine, played for BYU. Currently, his sister, Aria McComber, plays on the BYU women's volleyball team in 2022. In high school, Haine was named the Most Inspirational Player on Varsity in 2021. He was a State Varsity Champion in both 2019 and 2021. Hawaii State High School Beach Champions in 2019. Aloha Region Junior Beach Champions in 2019. Dukes OceanFest Junior Beach Doubles Champions in 2019. No. 1 in the USA division for BJNC (2018). AVP AVP First National Champions (2017, beach volleyball).

**HAINE'S CAREER STATS**

K	AST.	SA	DIGS	TB
16	592	2	96	31

**HAINE'S INDIVIDUAL MATCH CAREER BESTS**

Kills . . . . . 2 vs. Pepperdine (4/20/22)  
 Assists . . . . . 58 vs. Stanford (4/9/22)  
 Digs . . . . . 14 vs CUI (2/25/23)  
 Blocks. . . . . 5 vs Pepperdine (4/20/22)



8

Wheaton, Illinois  
MB | Freshman | 6-7

**CALEB SORENSON**

**REDSHIRT YEAR:** 2023

**HIGH SCHOOL AND PERSONAL DATA:** Caleb Sorenson is a middle blocker from Illinois. He was also recruited by Loyola Chicago, Ball State and Lewis. In high school, Sorenson was DuKane All-Conference in 2019, DuKane Conference Champions in 2019 and Academic All-Conference in 2019. After high school, he chose to serve a mission for The Church of Jesus Christ of Latter-day Saints. He served in three different places throughout his entire service: Pennsylvania (2020-2021), Ukraine (2021-2022) and Germany (2022). In school, he is studying chemical engineering, and finished 2023 with a perfect 4.0 GPA. Parents are Ann and Ken. His father Ken played basketball at Jacksonville State University.

**SORENSON'S CAREER STATS**

K	AST	SA	DIGS	TB
1	-	1	-	-



9

Gilbert, Arizona  
OH | Sophomore | 6-7

**TRENT MOSER**

**FRESHMAN YEAR (2023):** In his true freshman season, Moser was named to the 2023 MPSF All-Freshman Team. He finished with 190 kills, 85 digs and 20 service aces. Moser started in 18 matches, averaging 2.50 kills per set, along with 0.79 blocks per set.

During the summer, Trent Moser traveled with USA Volleyball to South America and West Asia on the U.S. Men's U21 National Team. The team earned silver in the 2023 Pan American Cup in Cuba and landed in 13th place at the 2023 Men's U21 World Championship in Bahrain. In the championship match against Cuba at the Pan American Cup, Moser tallied 23 kills on a .304 clip.


**HIGH SCHOOL AND PERSONAL DATA:** Moser was also recruited by Long Beach State, Pepperdine and Ohio State. In the fall of 2022, Moser made the USA Volleyball U21 Training Team and played in the U21 Pan American Cup in Cuba. In high school, Moser was named the 2022 5A Conference Player of the Year and the 5A Offensive Player of the Year. In 2021, Moser was named to the 5A Conference First Team. Moser was also named to the 2022 BJNC 18 Open All-Tournament Team. Moser comes from a big volleyball family. His mother, Mindi Moser, played volleyball at Arizona State University. His sister, Tristyn Moser, played volleyball at BYU and his brother Trace Moser played volleyball at Benedictine University Mesa. In school, Moser is majoring in Exercise Science.

**MOSER'S CAREER STATS**

K	PCT.	SA	DIGS	BLOCKS
301	0.245	25	122	80

**MOSER'S INDIVIDUAL MATCH CAREER BESTS**

Kills . . . . . 22 at UCSB (1/19/24)  
 Digs . . . . . 9 vs. CUI (2/25/23)  
 Total Blocks . . . . . 9 vs. UC Irvine (1/27/23)  
 Service Aces . . . . . 5 vs CUI (4/19/23)  
 Block Assists. . . . . 8 vs. UC Irvine (1/27/23)  
 Total Attempts . . . . . 41 at UCSB (1/19/24)  
 Points. . . . . 24 at UCSB (1/19/24)  
 Assists . . . . . 3 vs Ohio State (3/10/23)



**10**

Whitefish Bay, Wisconsin  
MB | Senior | 6-8

**GAVIN JULIEN**

**REDSHIRT/COVID YEAR:** 2020

**FRESHMAN YEAR (2021):** Played in 11 sets across eight matches. Had his first career start, seven total blocks.

**SOPHOMORE (2022):** Played in 24 matches and 95 sets. Had 106 kills, 78 blocks, 18 digs and five aces. Boasted a career-high of 12 kills against the University of Mount Olive (1/29).

**JUNIOR (2023):** 2023 All-MPSF Honorable Mention. Led all middle blockers in kills for BYU with 114 on a .433 hitting percentage. Totaled 11 solo blocks and 67 blocks assists for a total of 78 blocks. Played in all 47 sets through 12 conference matches for the Cougars.

**HIGH SCHOOL AND PERSONAL DATA:** Parents are Ula and Reggie Julien. Has one younger sibling. Majoring in Public Health - Health Science. Julien can speak Polish. In high school, he was named to the 2018 USA Volleyball Youth National Training Team and 2019 USA Volleyball Youth National Training Team. Competed at the 2019 World Championships with the USA Volleyball Youth National Training Team. On his club team in high school, Julien was a two-time member of the Junior Olympics All-Tournament Team (2017, 2019). Finished third place at the Junior Olympics in 2016 and 2017. Took fifth at the Junior Olympics in 2019.

**JULIEN'S CAREER STATS**

K	BS	BA	DIGS	TB
280	18	180	62	198

**JULIEN'S INDIVIDUAL MATCH CAREER BESTS**

Kills . . . . . 12 vs. University of Mount Olive (1/29/22)  
Block Assists . . . . . 9 vs. Pepperdine (4/20/22)  
Service Aces . . . . . 3 vs. Ball State (3/2/23)  
Hitting Percentage (min. 10 kills) . . . . . 0.69 (2/12/22)  
Digs . . . . . 4 vs. Fairleigh Dickinson (1/21/23)  
Total Blocks . . . . . 9 vs. Pepperdine (4/20/22)  
Points . . . . . 16.5 vs. Mount Olive (1/29/22)  
Most attack errors . . . . . 4 vs. GCU (2/26/22)



**11**

Las Vegas, Nevada  
OH | Sophomore | 6-4

**JARED BRADY**

**REDSHIRT YEAR:** 2022

**FRESHMAN (2023):** Recorded three kills while appearing in one set.

**HIGH SCHOOL AND PERSONAL DATA:** Parents are Travis and Laura Brady. Majoring in Finance. Plays the guitar and cello. In high school, brady was a Nevada State champion in 2017 and 2019. He was named First Team All-State in 2019, First Team All-Region in 2019, First Team All-Region in 2018, Second Team All-State in 2018.

**MISSION FOR THE CHURCH OF JESUS CHRIST OF LATTER-DAY SAINTS (2019-2021):** México, Tuxtla Gutiérrez

**BRADY'S CAREER STATS**

KILLS	TA	K%	AST
5	9	0.111	-



**13**

Honolulu, Hawaii  
OPP | Senior | 6-5

**KUPONO BROWNE**

**SOPHOMORE (2022):** Started in 14 matches and 71 sets. He boasted 214.5 points, 187 kills, 78 digs, 33 blocks and 11 aces on the season. His five aces against Pepperdine on 3/25 was a team-high in 2022.

**JUNIOR (2023):** Started in 17 games and played in 93 total sets. Led the team in aces with 30. Finished with 204 kills, 66 digs and 45 blocks. 2023 MPSF All-Academic team. Named Off the Block's National Opposite of the Week (April 3, 2023).

**HIGH SCHOOL AND PERSONAL DATA:** Parents are Dave and Vanessa. Browne is a transfer from Stanford University and has been active on the roster since the 2022

season. During his freshman year at Stanford, he was recognized as a member of the Off the Block Freshmen All-American Team. In high school, he finished No. 1 in the Interscholastic League of Honolulu (2019). He was also ranked second in the Hawaii High School Athletic Association State Tournament in 2019. Browne was No. 3 in the Hawaii All-State Fab 15 (2019). He received the OC16 Spectrum Impact Player award on two occasions (2019). And he was a runner-up in the Interscholastic League of Honolulu (2018).

**BROWNE'S CAREER STATS**

K	PCT.	SA	DIGS	TB
458	0.257	58	184	95

**BROWNE'S INDIVIDUAL MATCH CAREER BESTS**

Kills . . . . . 22 vs. USC (3/30/23)  
Service aces . . . . . 5 vs. Pepperdine (3/25/22)  
Total Attempts . . . . . 38 vs. USC (3/30/23)  
Digs . . . . . 10 (two times)  
Total Blocks . . . . . 7 vs FDU (1/20/23)  
Assists . . . . . 2 vs Stanford (4/9/22)  
Points . . . . . 24 vs CUI (4/19/23)  
Hitting % (min. 10 kills) . . . . . 0.522 vs Lewis (1/7/23)



**14**

Temecula, California  
OPP | Sophomore | 6-5

**IAN LITTLE**

**FRESHMAN YEAR (2021):** Did not see action.

**HIGH SCHOOL AND PERSONAL DATA:** Little is back on the BYU men's volleyball team after serving a two-year mission for The Church of Jesus Christ of Latter-day Saints in the Arkansas Bentonville Mission from 2021-2023. Little is one of three siblings, including sister Claire and brother Scott. His sister, Claire Little, is currently a freshman on the BYU women's volleyball roster listed as an outside hitter. Before BYU, Little was an All-League First Team for three years in a row. He was also named to the 2018 All-CIF Team Division 5 in high school.

**LITTLE'S CAREER STATS**

K	AST	SA	DIGS	TB
7	0	3	1	0





15

Santa Catarina, Brazil  
OH | Sophomore | 6-3  
**BERNARDO ADAM**

**FRESHMAN YEAR (2023):** Recorded three kills, four digs and one assist.


**HIGH SCHOOL AND PERSONAL DATA:** Adam joined the BYU men's volleyball roster in December 2022, as he had just graduated from high school in Brazil a couple days prior. Before BYU, Alfredo was named a State Champion in 2017 and 2019. He was his team's MVP in 2021. He also earned 7th place at the World Championship U19.

**ADAM'S CAREER STATS**

K	AST.	DIGS	TA
3	12	32	10

**ADAM'S INDIVIDUAL MATCH CAREER BESTS**

Kills ..... 2 vs. FDU (1/21/23)  
Digs ..... 15 at Loyola Chicago (1/11/24)



19

Laguna Hills, California  
MB | Freshman | 6-5  
**ETHAN GANT**

**REDSHIRT YEAR:** 2022

**FRESHMAN (2023):** Recorded one kill and one assist while appearing in two sets.

**HIGH SCHOOL AND PERSONAL DATA:** Parents are Jesse and Amy Gant. Both of his parents played for BYU Volleyball. Oldest of five children. Enjoys art and writing novels in his free time. In high school, he earned BJNC Third Place in 2019. Was the MVP of Laguna Hills High School volleyball team in 2018 and 2019. Scholar Athlete of the year (2019).

**MISSION FOR THE CHURCH OF JESUS CHRIST OF LATTER-**

**DAY SAINTS (2019-2021):** China Hong Kong Mission, Hawaii Honolulu Mission and Four Corners Mission.

**GANT'S CAREER STATS**

DIGS	SETS	AST.	SA	K
0	8	1	0	6

**GANT'S INDIVIDUAL MATCH CAREER BESTS**

Kills ..... 3 vs. LIU (2/10/24)  
Total Blocks ..... 4 vs. LIU (2/10/24)



20

Las Vegas, Nevada  
S | Sophomore | 6-4  
**COOPER JARMAN**

**FRESHMAN YEAR (2023):** Did not see action.

**HIGH SCHOOL AND PERSONAL DATA:** Cooper Jarman is a setter from Las Vegas, Nevada. In high school, Jarman made it to the State Championship and was named First Team All-Region and First Team All-State in 2019. His parents are Kaleen and Dix Jarman. His older brother, Price, played volleyball for Brigham Young University from 2014-2018 who was a two-time All-American. His father Dix also played golf at BYU.

**MISSION FOR THE CHURCH OF JESUS CHRIST OF LATTER-DAY SAINTS (2020-2022):** Anaheim California and Johannesburg, South Africa

**JARMAN'S CAREER STATS**

K	AST	DIGS	SETS PLAYED
-	-	-	-

played in 63 sets. Tallied 59 blocks, 34 kills and 16 digs. Taylor was added to the MPSF All-Freshman Team. He was also named to the 2022 MPSF men's volleyball all-academic scholar athletes team, finishing the school year with a 3.71 GPA in biology. His 10 blocks against UCLA was a team-high for the season. Taylor was named to the 2022 MPSF All-Freshman Team.

**SOPHOMORE YEAR (2023):** Finalist for Off the Block's 2023 Blocker of the Year. MPSF Defensive Player of the Week (three times). In the 2023 regular season, Taylor led the nation in blocks, with 135 total blocks. Career-high of 14 solo blocks as well as 121 block assists in 2023. Held the 2023 NCAA season single-match high for most block assists in a match with 13 against UC Irvine in January.

**HIGH SCHOOL AND PERSONAL DATA:** Parents are Jamel and Wendy. Taylor has four sisters. He is currently majoring in Biology. In high school, Taylor was named the Nevada Volleyball Player of the Year in 2018. He was All-Tournament at the La Jolla Beach Cities Invitational in 2018. He was also All-Tournament at the Las Vegas Invitational in 2018. Taylor is married to Abby Taylor who played for the BYU women's volleyball team as a setter in 2022.

**MISSION FOR THE CHURCH OF JESUS CHRIST OF LATTER-DAY SAINTS (2018-2020):** California Santa Rosa Mission

**TAYLOR'S CAREER STATS**

K	BS	BA	TOTAL BLOCKS	DIGS
173	23	211	234	52

**TAYLOR'S INDIVIDUAL MATCH CAREER BESTS**

Kills ..... 9 vs USC (3/31/23)  
Total Blocks ..... 13 vs UC Irvine (1/27/23)  
Solo blocks ..... 3 vs GCU (3/4/23)



21

Encinitas, California  
OH | Sophomore | 6-8  
**TEON TAYLOR**

**REDSHIRT YEAR:** 2021

**FRESHMAN YEAR (2022):** Started in 14 matches and





22

San Diego, California  
OH | Sophomore | 6-3

JACK SUTTON

**HIGH SCHOOL AND PERSONAL DATA:** Sutton has three siblings: Robbie, Randy and Michael. His brother Robert, used to play for the BYU men's volleyball team from 2013-2016 as a setter. Before BYU, he was a three-year men's volleyball varsity player in high school at Rancho Bernardo High School. Some of his other high school accolades include: San Diego High School Beach Volleyball Champions (2019), Seaside Volleyball Club (2016-2018), achieved a 4.0 in High School (Scholar-Athlete), high school varsity basketball and All-League Honorable Mention in Avocado League (2019).

**SUTTON'S CAREER STATS**

K	SETS	SA	DIGS	TB
-	2	-	-	-



23

Walnut Creek, California  
OH | Junior | 6-6

MIKS RAMANIS

**REDSHIRT YEAR:** 2021

**FRESHMAN YEAR (2022):** Ramanis started in 23 matches and played in 89 sets. Tallied 308 points, 255 kills, 101 digs and 49 blocks. He was named to the MPSF All-Freshman Team.

**SOPHOMORE YEAR (2023):** Led the team in kills with 313. Started in 24 games, playing in 96 total sets. Tallied 135 digs, 51 blocks and 24 assists. 2023 All-MPSF First Team. 2023 AVCA Honorable Mention All-American.

**HIGH SCHOOL AND PERSONAL DATA:** His parents are Laura and Ervin. Has one sister named Marlena who played volleyball for University of Redlands. At his high school, Northgate High School, Ramanis was a two-time league MVP. Ramanis is also fluent in Latvian.

**RAMANIS' CAREER STATS**

K	AST.	SA	DIGS	PCT.
655	44	58	269	0.280

**RAMANIS' INDIVIDUAL MATCH CAREER BESTS**

Kills	23 vs. Mount Olive (1/27/22)
Assists	3 (two times)
Digs	12 vs. Ball State (2/2/23)
Total Blocks	5 (three times)
Service Aces	5 vs. UC Irvine (1/27/24)



24

Mesa, Arizona  
OH | Sophomore | 6-6

BRIGHAM SPILSBURY

**FRESHMAN YEAR (2023):** Did not see action.

**HIGH SCHOOL AND PERSONAL DATA:** Brigham Spilsbury is an outside hitter from Arizona. In high school, he won a championship title with his Arizona club team in 2019. He was also named to the 2019 All-State First Team. Spilsbury led the state in kills in 2018-2019. He is a two-time All-Region First Team member and was named to the 2020 AVCA All-America Watch List. He has six sisters. Parents are Julie and Jeremy.

**MISSION FOR THE CHURCH OF JESUS CHRIST OF LATTER-DAY SAINTS (2020-2022):** Denver Colorado North Mission, Spanish speaking

**SPILSBURY'S CAREER STATS**

K	AST	DIGS	SETS PLAYED
-	-	-	1





Name	Position	Class	Height	Hometown	Previous School
Tyler Herget	S	So.	6-2	Darien, CT	Penn State University
Ian Little	OPP	So.	6-5	Temecula, CA	Temecula Valley High School
Kyle Saurer	S	Fr.	6-9	Elgin, IL	Elgin Academy
Jack Sutton	OH	So.	6-3	San Diego, CA	Rancho Bernardo HS
Tyler Watts	MB	So.	6-7	Gilbert, AZ	Benedictine University Mesa

## TYLER HERGET

Tyler Herget is a sophomore transfer coming from Penn State University. Before college, Tyler was a four-year letterwinner as a setter and outside hitter at Darien High School from 2016-2019. He also won the 2019 FCIAC title with his club team Blue Wave. In the FCIAC tournament, he was named finals MVP after a 22-kill, 10-ace performance in the championship match. Herget also finished as a runner-up in the 2019 Connecticut state tournament with a 24-2 overall record on the season. Besides volleyball, Herget played four years of football at Darien as a wide receiver and defensive back. After high school, Herget served a two-year mission in Argentina for the Church of Jesus Christ of Latter-day Saints from 2019-2021. He is one of six siblings, including Todd, Tim, Rachel, Trevor and Thomas. At Penn State, Herget used to play alongside his brother Tim. One fun fact about Herget is that he can speak Spanish. Herget is one of four setters on the team this season, including Noa Haine, Kyle Sauer and Cooper Jarman.

## IAN LITTLE

Ian Little is a sophomore out of Temecula, California. Little was previously on the BYU men's volleyball roster in 2021 as a freshman. After his first year on the team, Little decided to serve a mission for The Church of Jesus Christ of Latter-day Saints. He got called to serve in the Arkansas Bentonville Mission and served from 2021-2023. Little is one of three siblings, including sister Claire and brother Scott. His sister, Claire Little, is currently a freshman on the BYU women's volleyball roster listed as an outside hitter. Before BYU, Little was an All-League First Team for three years in a row. He was also named to the 2018 All-CIF Team Division 5 in high school. Little is listed as one of the two opposite hitters on this year's roster, including Kuono Browne. Little is majoring in mechanical engineering at BYU. In his free time, he loves to play Spike Ball. This season, the BYU men's volleyball roster has 13 underclassmen listed on it, and Little is one of them as a sophomore on the team.

## KYLE SAURER

Kyle Saurer is the only true freshman on the team this season, coming from his hometown of Elgin, Illinois. Saurer was also recruited by Harvard, USC, Ball State, Pepperdine, GCU, UCSD, UC Irvine and Loyola-Chicago. His mother Kelly played volleyball at University of Wisconsin-Madison. He has three siblings: Kadeen, Kolby and Kelle. Before BYU, Saurer received many accolades in high school. He was a Silver Medalist in the 2022 AAU National Championships and a Bronze Medalist in the 2019 AAU Nationals. In 2023, Saurer was the AAU Boys Open National Championships and was named All-American that same year. Some of his other accolades from high school include: 2022 AAU Boys Club Nationals Championships All-Star, 2022 and 2023 JVA Boys All-National Team Honoree, Volleyball Mag "Fab 50" member, 2023 SoCal Cup: Open Championships All-Tournament, 2020 Palos Point Series "MVP", 2019 Palos Point Series "Best Setter". Besides volleyball, he was 2019 ISL All-Conference in basketball as well.

## JACK SUTTON

Jack Sutton is a sophomore out of San Diego, California. He has three siblings: Robbie, Randy and Michael. His brother Robert, used to play for the BYU men's volleyball team from 2013-2016 as a setter. When he's not playing volleyball, Sutton enjoys rock climbing, surfing and traveling. Before BYU, he was a three-year men's volleyball varsity player in high school at Rancho Bernardo High School. Some of his other high school accolades include: San Diego High School Beach Volleyball Champions (2019), Seaside Volleyball Club (2016-2018), achieved a 4.0 in High School (Scholar-Athlete), high school varsity basketball and All-League Honorable Mention in Avocado League (2019). After high school, he chose to serve a mission for The Church of Jesus Christ of Latter-day Saints. He was called to serve in the Kentucky Louisville Mission, and served for two years from 2020-2022. Sutton is one of five players from California on the roster this year.

## TYLER WATTS

Tyler Watts is a sophomore transfer from Benedictine University Mesa. He has four siblings: Jessica, Ashley, Kyle and Kelsey. His parents are David and Lori. His father David played football at BYU. Before BYU, Watts was named AVCA NAIA First Team All-American in 2023 at Benedictine University Mesa as a freshman. That season, he finished with 92 total blocks, a .504 clip and averaged 1.16 blocks per set. As one of the country's top blockers in the NAIA, Watts' defense helped the team earn the No. 1 seed in the NAIA Championship. In 2023, he ranked inside the top 10 in three major blocking categories. At Benedictine University Mesa, he was also named the Cal Pac Defender of the Year 2023 and was added to the Cal Pac First Team All Conference. In high school, Watts was named 2019 First Team All State, 2019 First Team All Region and a 2019 5A State Champion. He was a four-year varsity letterman in high school as well. Besides volleyball, he was All-State in basketball.



2023-24 BYU Men's Volleyball  
Overall Individual Statistics  
All games

Page 1/1  
as of Feb 11, 2024

### Game Records

Overall	Conference	Home	Away	Neutral
9 - 3	0 - 0	6 - 2	3 - 1	0 - 0

### Team Box Score

##	Player	SP MP-MS		Attack					Set				Serve				
				K	K/S	E	TA	PCT	A	A/S	TA	PCT	SA	SA/S	SE	TA	PCT
1	Benson, Luke	35	11-9	117	3.34	31	232	.371	3	0.09	30	.100	13	0.37	38	150	.747
3	Herget, Tyler	38	11-8	7	0.18	6	22	.045	329	8.66	662	.497	13	0.34	19	132	.856
4	Stanley, Jon	44	12-1	15	0.34	3	46	.261	1	0.02	9	.111	3	0.07	6	80	.925
6	Fife, Jackson	32	9-0	0	0.00	0	1	.000	8	0.25	38	.211	0	0.00	0	0	.000
7	Haine, Noa	13	4-4	6	0.46	2	15	.267	112	8.62	238	.471	1	0.08	4	37	.892
8	Sorenson, Caleb	1	1-0	1	1.00	0	2	.500	0	0.00	0	.000	1	1.00	0	1	1.000
9	Moser, Trent	35	11-9	111	3.17	47	239	.268	8	0.23	17	.471	5	0.14	32	115	.722
10	Julien, Gavin	40	11-11	46	1.15	10	84	.429	2	0.05	16	.125	2	0.05	6	110	.945
11	Brady, Jared	1	1-0	2	2.00	3	5	-.200	0	0.00	0	.000	0	0.00	1	1	.000
13	Browne, Kupono	36	10-6	67	1.86	34	153	.216	3	0.08	18	.167	17	0.47	36	133	.729
14	Little, Ian	23	9-0	7	0.30	5	14	.143	0	0.00	1	.000	3	0.13	12	38	.684
15	Adam, Bernardo	25	8-0	0	0.00	0	0	.000	11	0.44	33	.333	0	0.00	0	0	.000
19	Gant, Ethan	6	4-1	5	0.83	1	10	.400	0	0.00	2	.000	0	0.00	0	8	1.000
21	Taylor, Teon	44	12-12	44	1.00	8	87	.414	4	0.09	15	.267	0	0.00	7	106	.934
22	Sutton, Jack	2	2-0	0	0.00	0	4	.000	0	0.00	1	.000	0	0.00	1	2	.500
23	Ramanis, Miks	32	11-11	83	2.59	33	187	.267	6	0.19	31	.194	9	0.28	22	104	.788
24	Spilsbury, Brigham	1	1-0	0	0.00	0	0	.000	0	0.00	0	.000	0	0.00	0	1	1.000
<b>BYU</b>		<b>44</b>	<b>12-12</b>	<b>511</b>	<b>11.61</b>	<b>183</b>	<b>1101</b>	<b>.298</b>	<b>487</b>	<b>11.07</b>	<b>1111</b>	<b>.438</b>	<b>67</b>	<b>1.52</b>	<b>184</b>	<b>1018</b>	<b>.819</b>
<b>Opponents</b>		<b>44</b>	<b>12-12</b>	<b>498</b>	<b>11.32</b>	<b>219</b>	<b>1136</b>	<b>.246</b>	<b>473</b>	<b>10.75</b>	<b>1171</b>	<b>.404</b>	<b>54</b>	<b>1.23</b>	<b>214</b>	<b>942</b>	<b>.773</b>

##	Player	SP	Receptions			Dig		Blocking					Points		
			RE	TA	PCT	DIG	DIG/S	BS	BA	TOTAL	BLK/S	BE	BHE	PTS	PTS/S
1	Benson, Luke	35	9	175	.949	47	1.34	0	16	16	0.46	3	0	138.0	3.94
3	Herget, Tyler	38	0	0	.000	56	1.47	1	15	16	0.42	0	1	28.5	0.75
4	Stanley, Jon	44	3	37	.919	11	0.25	1	8	9	0.20	0	0	23.0	0.52
6	Fife, Jackson	32	8	130	.938	43	1.34	0	0	0	0.00	0	0	0.0	0.00
7	Haine, Noa	13	0	1	1.000	20	1.54	1	3	4	0.31	0	0	9.5	0.73
8	Sorenson, Caleb	1	0	0	.000	0	0.00	0	0	0	0.00	0	0	2.0	2.00
9	Moser, Trent	35	12	85	.859	37	1.06	0	20	20	0.57	0	0	126.0	3.60
10	Julien, Gavin	40	0	1	1.000	11	0.28	3	30	33	0.83	3	0	66.0	1.65
11	Brady, Jared	1	0	0	.000	0	0.00	0	0	0	0.00	0	0	2.0	2.00
13	Browne, Kupono	36	1	1	.000	40	1.11	0	17	17	0.47	2	1	92.5	2.57
14	Little, Ian	23	0	0	.000	1	0.04	0	0	0	0.00	0	0	10.0	0.43
15	Adam, Bernardo	25	8	121	.934	28	1.12	0	0	0	0.00	0	0	0.0	0.00
19	Gant, Ethan	6	0	1	1.000	0	0.00	0	5	5	0.83	0	0	7.5	1.25
21	Taylor, Teon	44	1	3	.667	10	0.23	5	35	40	0.91	0	0	66.5	1.51
22	Sutton, Jack	2	0	0	.000	0	0.00	0	0	0	0.00	0	0	0.0	0.00
23	Ramanis, Miks	32	6	167	.964	31	0.97	2	6	8	0.25	2	1	97.0	3.03
24	Spilsbury, Brigham	1	0	0	.000	0	0.00	0	0	0	0.00	0	0	0.0	0.00
-	TEAM	-	6	-	-	-	-	-	-	-	-	-	-	-	-
<b>BYU</b>		<b>44</b>	<b>54</b>	<b>728</b>	<b>.926</b>	<b>335</b>	<b>7.61</b>	<b>13</b>	<b>155</b>	<b>90.5</b>	<b>2.06</b>	<b>10</b>	<b>3</b>	<b>668.5</b>	<b>15.19</b>
<b>Opponents</b>		<b>44</b>	<b>67</b>	<b>834</b>	<b>.920</b>	<b>309</b>	<b>7.02</b>	<b>14</b>	<b>181</b>	<b>104.5</b>	<b>2.38</b>	<b>35</b>	<b>5</b>	<b>656.5</b>	<b>14.92</b>





2023-24 BYU Men's Volleyball  
Overall Team Results  
All games

Page 1/1  
as of Feb 11, 2024

### Team Results

Date	Opponent		Score	Score-by-set	Overall	Conf	Time	Att.
01/05/2024	Ball St.	W	3-0	25-19,25-21,25-20	1-0	0-0	00:02	3242
01/06/2024	Ball St.	W	3-0	25-19,25-17,25-16	2-0	0-0	01:22	1800
01/11/2024	at Loyola Chicago	W	3-2	19-25,26-24,25-27,25-22,15-13	3-0	0-0	02:30	489
01/13/2024	at Lewis	L	2-3	16-25,23-25,25-16,25-11,13-15	3-1	0-0	00:00	900
01/19/2024	at UC Santa Barbara	W	3-1	28-26,19-25,25-22,25-20	4-1	0-0	02:21	642
01/20/2024	at UC Santa Barbara	W	3-0	25-23,25-20,27-25	5-1	0-0	01:41	502
01/22/2024	Princeton	W	3-0	25-23,25-19,25-21	6-1	0-0	01:38	2735
01/23/2024	Princeton	W	3-0	25-22,25-18,25-23	7-1	0-0	01:36	2473
01/26/2024	UC Irvine	L	1-3	25-22,25-27,18-25,20-25	7-2	0-0	02:08	3662
01/27/2024	UC Irvine	L	2-3	25-23,24-26,18-25,25-23,13-15	7-3	0-0	02:35	3880
02/08/2024	LIU	W	3-0	25-23,25-22,25-16	8-3	0-0	01:32	2911
02/10/2024	LIU	W	3-0	25-18,25-18,25-21	9-3	0-0	00:01	3184

Team Record	W-L-T	Attendance	Dates	Total	Avg.
Overall:	9-3	Total:	12	26420	2202
Conference:	0-0	Home:	8	23887	2986
Home:	6-2	Away:	4	2533	633
Away:	3-1	Neutral:	0	0	0
Neutral:	0-0				
3 sets:	7-0				
4 sets:	1-1				
5 sets:	1-2				







Volleyball Box Score  
2023-24 Men's Volleyball  
UC Irvine vs BYU (01/26/2024 at Smith Fieldhouse)

**NCAA**

# UC Irvine	S	Attack					Pct	Ast	Serve			Dig	Block			Pts
		K	E	TA	Pct	Ast			SA	SE	RE		BS	BA	BE	
2 Tangutur, Akhil	□	2	·	·	·	0.00	·	·	·	·	·	·	·	·	·	0.0
3 Power, Cole	●	4	·	·	·	0.00	5	·	·	·	10	·	·	·	·	0.5
4 Sheward, Brett	●	4	·	·	·	1.000	48	·	·	·	·	·	·	·	·	0.0
9 Flexen, Nolan	●	4	12	8	32	.125	1	3	4	·	5	1	2	2	·	17.0
10 Dahm, Conner	●	4	5	1	10	.400	·	4	3	·	3	·	·	·	·	10.0
17 Campbell, Connor	●	4	7	1	12	.500	1	1	1	·	2	·	·	·	·	9.5
20 Henno, Hilir	●	4	20	1	38	.500	1	1	4	2	6	·	·	·	1	21.0
22 Schulten, Aidan	□	1	·	·	·	.000	·	·	·	·	·	·	·	·	·	0.0
23 Grigoriev, Maxim	●	4	16	9	32	.219	1	·	6	·	10	1	3	2	·	18.5
TEAM		4	60	23	127	.291	57	9	18	2	41	2	11	4	1	76.5

Attack By Set

Set	K	E	TA	Pct	Sideout	Pct
1	16	7	34	.265	13-24	84%
2	20	4	33	.485	21-26	90%
3	13	6	34	.206	12-18	66%
4	11	6	26	.192	13-21	61%

Set Scores: UC Irvine (3) 22 27 25 25; Team records: 4-1, 0-0

BYU (1) 25 25 18 20; Team records: 7-2, 0-0

TOTAL TEAM BLOCKS 7.5

Volleyball Box Score  
2023-24 Men's Volleyball  
UC Irvine vs BYU (01/27/2024 at Smith Fieldhouse)

**NCAA**

# UC Irvine	S	Attack					Pct	Ast	Serve			Dig	Block			Pts
		K	E	TA	Pct	Ast			SA	SE	RE		BS	BA	BE	
2 Tangutur, Akhil	□	4	·	·	·	.000	·	·	·	·	·	·	·	·	·	0.0
3 Power, Cole	●	5	·	·	·	.000	3	·	·	·	1	10	·	·	·	0.0
4 Sheward, Brett	●	5	2	1	3	.333	47	·	·	·	3	9	1	2	·	14.0
9 Flexen, Nolan	●	5	16	4	42	.333	·	·	·	·	2	1	·	·	·	21.0
10 Dahm, Conner	●	5	5	1	9	.444	2	1	6	·	1	·	·	·	·	9.0
17 Campbell, Connor	●	5	3	2	10	.100	·	·	·	·	1	1	·	·	·	8.5
20 Henno, Hilir	●	5	15	6	36	.250	2	2	6	6	4	·	·	·	·	19.5
22 Schulten, Aidan	□	3	·	·	·	.000	·	·	·	·	1	·	·	·	·	0.0
23 Grigoriev, Maxim	●	5	15	4	30	.367	2	·	·	·	3	9	·	·	·	17.0
TEAM		5	58	18	130	.308	56	4	24	7	40	2	30	4	1	79.0

Attack By Set

Set	K	E	TA	Pct	Sideout	Pct
1	14	4	29	.345	15-24	62%
2	17	3	29	.483	19-25	76%
3	13	3	31	.323	12-18	66%
4	10	5	27	.185	17-25	68%
5	4	3	14	.071	9-13	69%

Set Scores: UC Irvine (3) 23 26 25 23 15; Team records: 5-1, 0-0

BYU (2) 25 24 18 25 13; Team records: 7-3, 0-0

TOTAL TEAM BLOCKS 17.0

## GAME 9 VS UC IRVINE (1/26): 3-1 LOSS

## GAME 10 VS UC IRVINE (1/27): 3-2 LOSS

Volleyball Box Score  
2023-24 Men's Volleyball  
LIU vs BYU (02/08/2024 at Smith Fieldhouse)

**NCAA**

# LIU	S	Attack					Pct	Ast	Serve			Dig	Block			Pts
		K	E	TA	Pct	Ast			SA	SE	RE		BS	BA	BE	
1 Petrasinovic, Vanja	□	1	1	1	2	.000	·	·	·	·	·	1	1	·	·	1.5
3 Flynn, Seamus	●	3	2	1	7	.143	·	1	2	·	2	7	1	·	·	6.5
4 Collazo, Gio	●	3	11	4	22	.318	1	·	·	·	1	2	·	·	·	12.0
6 Nunez, Joseph	●	3	·	·	·	.000	·	·	·	·	6	·	·	·	·	0.0
9 Moreno, Livan	●	3	5	1	15	.267	·	2	2	·	2	3	1	·	·	6.5
10 Sauer, Arthur	●	3	2	1	5	.200	·	·	·	·	3	1	·	·	·	2.5
11 Spencer, Kale	●	3	5	4	14	.071	·	·	·	·	3	1	·	·	·	5.5
14 Weinhaus, Alex	●	3	·	·	·	.000	1	·	·	·	3	2	·	·	·	0.0
15 Cherin, Max	□	2	·	·	·	.000	·	·	·	·	·	·	·	·	·	0.0
16 Horovitz, Roel	□	1	1	1	1	.000	3	·	·	·	1	·	·	·	·	1.0
19 Alexandre, Eddy	□	3	3	2	7	.143	·	·	·	·	3	2	·	·	·	4.0
22 Sarnowski, Jack	●	3	1	·	1	.000	24	·	·	·	3	1	1	·	·	1.5
TEAM		3	31	14	74	.230	29	1	16	6	19	18	5	·	·	41.0

Attack By Set

Set	K	E	TA	Pct	Sideout	Pct
1	13	5	30	.267	16-24	66%
2	13	4	25	.360	18-25	72%
3	5	5	19	.000	10-24	41%

Set Scores: LIU (0) 23 22 16; Team records: 3-7, 0-0

BYU (3) 25 25 25; Team records: 8-3, 0-0

TOTAL TEAM BLOCKS 9.0

Volleyball Box Score  
2023-24 Men's Volleyball  
LIU vs BYU (02/10/2024 at Smith Fieldhouse)

**NCAA**

# LIU	S	Attack					Pct	Ast	Serve			Dig	Block			Pts	
		K	E	TA	Pct	Ast			SA	SE	RE		BS	BA	BE		BHE
1 Petrasinovic, Vanja	□	2	3	1	8	.250	1	·	·	·	1	1	·	·	·	3.0	
3 Flynn, Seamus	●	3	4	1	10	.300	·	·	·	·	1	1	1	·	·	5.5	
4 Collazo, Gio	●	3	6	5	17	.059	2	·	·	·	1	2	8	1	·	8.5	
6 Nunez, Joseph	●	3	·	·	·	.000	·	·	·	·	1	4	·	·	·	0.0	
9 Moreno, Livan	●	3	4	1	8	.375	1	·	·	·	1	2	·	·	·	4.0	
10 Sauer, Arthur	●	3	3	1	6	.500	·	·	·	·	5	1	·	·	·	4.0	
11 Spencer, Kale	□	1	2	1	4	.250	·	·	·	·	1	·	·	·	·	2.0	
14 Weinhaus, Alex	●	3	·	·	·	.000	·	·	·	·	2	2	·	·	·	0.0	
15 Cherin, Max	□	1	·	·	·	.000	·	·	·	·	·	·	·	·	·	0.0	
16 Horovitz, Roel	□	3	3	2	5	.200	11	·	·	·	3	1	1	·	·	4.5	
19 Alexandre, Eddy	□	3	6	3	11	.273	·	·	·	·	1	4	·	·	·	6.0	
22 Sarnowski, Jack	●	2	·	·	·	.000	14	·	·	·	2	·	1	1	·	1.5	
TEAM		3	31	14	69	.246	29	·	·	·	13	9	24	3	6	·	37.0

Attack By Set

Set	K	E	TA	Pct	Sideout	Pct
1	7	3	16	.250	14-25	56%
2	11	4	25	.280	17-24	70%
3	13	7	28	.214	16-25	64%

Set Scores: LIU (0) 18 18 21; Team records: 3-8, 0-0

BYU (3) 25 25 25; Team records: 9-3, 0-0

TOTAL TEAM BLOCKS 6.0

## GAME 11 VS LONG ISLAND (2/8): 3-0 WIN

## GAME 12 VS LIU (2/10): 3-0 WIN



### 2024 Grand Canyon University Men's Volleyball Overall Statistics (as of Feb 5, 2024)

Overall Record: 9-0 Home: 2-0 Away: 4-0 Neutral: 3-0

#	Player	SP	Attack				Set		Serve			Dig			Block					PTS		
			K	K/S	E	TA	Pct	A	A/S	SA	SE	SA/S	RE	DIG	DIG/S	BS	BA	BLK	BLK/S		BE	BHE
1	Gianni, Camden	30	99	3.30	27	207	.348	3	0.10	21	31	0.70	0	42	1.40	3	11	14.0	0.47	0	0	128.5
2	Rogers, Karter	21	30	1.43	12	60	.300	3	0.14	5	12	0.24	2	11	0.52	2	5	7.0	0.33	0	0	39.5
7	Slight, Nicholas	30	11	0.37	4	24	.292	298	9.93	3	14	0.10	0	50	1.67	4	7	11.0	0.37	1	0	21.5
8	Thorne, Cameron	30	49	1.63	19	80	.375	2	0.07	7	16	0.23	0	25	0.83	8	26	34.0	1.13	2	0	77.0
10	Herr, Jaxon	1	0	0.00	0	0	0	3	3.00	0	0	0.00	0	0	0.00	0	0	0	0.00	0	0	0
11	Anderson, Jarrett	6	5	0.83	0	12	.417	1	0.17	0	2	0.00	0	4	0.67	0	0	0	0.00	0	0	5.0
14	Palmer, Jack	14	24	1.71	12	55	.218	2	0.14	2	13	0.14	1	20	1.43	0	5	5.0	0.36	1	0	28.5
15	Herndon, Cooper	28	0	0.00	0	0	0	5	0.18	0	0	0.00	13	38	1.36	0	0	0	0.00	0	0	0
16	Hickman, Jackson	30	88	2.93	23	158	.411	11	0.37	6	13	0.20	12	38	1.27	2	11	13.0	0.43	0	0	101.5
17	Thornton, Matthew	19	0	0.00	0	0	0	4	0.21	0	0	0.00	1	11	0.58	0	0	0	0.00	0	0	0
20	Brandt, Carson	1	1	1.00	0	1	1.000	0	0.00	0	0	0.00	0	0	0.00	0	0	0	0.00	0	0	1.0
22	Lucas, Jordan	14	6	0.43	1	11	.455	2	0.14	1	0	0.07	0	5	0.36	0	0	0	0.00	0	0	7.0
23	Wardlow, Rico	30	51	1.70	7	81	.543	2	0.07	4	14	0.13	0	12	0.40	4	10	14.0	0.47	0	0	64.0
TM	Team	30	0	0.00	0	0	0	0	0.00	0	0	0.00	5	0	0.00	0	0	0	0.00	0	0	0
	<b>Total</b>	<b>30</b>	<b>364</b>	<b>12.13</b>	<b>105</b>	<b>689</b>	<b>.376</b>	<b>336</b>	<b>11.20</b>	<b>49</b>	<b>115</b>	<b>1.63</b>	<b>34</b>	<b>256</b>	<b>8.53</b>	<b>23</b>	<b>75</b>	<b>60.5</b>	<b>2.02</b>	<b>4</b>	<b>0</b>	<b>473.5</b>
	<b>Opponents</b>	<b>30</b>	<b>301</b>	<b>10.03</b>	<b>171</b>	<b>783</b>	<b>.166</b>	<b>277</b>	<b>9.23</b>	<b>34</b>	<b>153</b>	<b>1.13</b>	<b>49</b>	<b>178</b>	<b>5.93</b>	<b>18</b>	<b>62</b>	<b>49.0</b>	<b>1.63</b>	<b>5</b>	<b>0</b>	<b>384.0</b>

Team Statistics	GCU	OPP
<b>ATTACK</b>		
Kills	364	301
Errors	105	171
Total Attacks	689	783
Attacks Pct	.376	.166
Kills/Set	12.1	10.0
<b>SET</b>		
Assists	336	277
Assists Per Set	11.2	9.2
<b>SERVE</b>		
Aces	49	34
Errors	115	153
Aces Per Set	1.6	1.1
<b>SERVE/RECEPTIONS</b>		
Errors	34	49
Errors Per Set	1.1	1.6
<b>DEFENSE</b>		
Digs	256	178
Digs Per Set	8.5	5.9
<b>BLOCKING</b>		
Solo	23	18
Assists	75	62
Blocks	60.5	49.0
Blocks Per Set	2.0	1.6
Errors	4	5
Ball Handling Errors	0	0
<b>ATTENDANCE</b>		
Total	1,724	1,557
Dates-Avg Per Date	2/862	4/389
Neutral Site #-Avg	3/130	-

C Date	Opponent	W L	Score	Score by Set	Att.
1/04/2024	vs CSUN	W	3-0	25-22, 25-20, 27-25	150
1/05/2024	vs UC San Diego	W	3-0	25-19, 26-24, 25-16	205
1/06/2024	at UC Santa Barbara	W	3-1	23-25, 25-20, 25-18, 25-20	304
1/12/2024	LINDENWOOD	W	3-1	23-25, 25-13, 25-18, 25-21	1,103
1/14/2024	LINDENWOOD	W	3-0	25-20, 25-19, 25-13	621
1/19/2024	at UC San Diego	W	3-0	25-17, 25-13, 25-17	459
1/31/2024	at Merrimack	W	3-1	25-18, 25-17, 23-25, 25-17	623
2/02/2024	at Harvard	W	3-0	25-14, 25-16, 25-14	171
2/03/2024	vs Daemen	W	3-0	25-20, 25-16, 25-19	35

\* = Conference game



#1 • Luke Benson Jr. • Outside Hitter



#2 • Kyle Saurer Fr. • Setter



#3 • Tyler Herget So. • Setter



#4 • Jon Stanley Sr. • Libero/DS



#5 • Tyler Watts So. • Middle Blocker



#6 • Jackson Fife So. • Libero




#7 • Noa Haine Jr. • Setter



#8 • Caleb Sorenson Fr. • Middle Blocker



#9 • Trent Moser So. • Outside Hitter



#10 • Gavin Julien Sr. • Middle Blocker



#11 • Jared Brady Fr. • Outside Hitter




#13 • Kupono Browne Sr. • Opposite Hitter



#14 • Ian Little So. • Opposite Hitter



#15 • Bernardo Adam So. • Outside Hitter



#19 • Ethan Gant So. • Middle Blocker



#20 • Cooper Jarman So. • Setter



#21 • Teon Taylor Jr. • Middle Blocker



#22 • Jack Sutton So. • Outside Hitter



#23 • Miks Ramanis Jr. • Outside Hitter



#24 • Brigham Spoilsbury So. • Outside Hitter

