



# BYU COUGAR BASKETBALL



Game 27 || BYU vs. Kansas || Sat. Feb. 17, 2024 || 4 p.m. MT || Marriott Center || Provo, UT || Big 12 Now on ESPN+ || BYU Radio

## 2023-24 SCHEDULE

Overall: 15-11  
Non-conference: 10-3 | Big 12: 5-8  
Home: 9-3 | Away: 3-8 | Neutral: 3-0  
Last 5: 3-2 | Last 10: 5-5 | Streak: W3

NOVEMBER			
Tue. 7	at Montana St.	W, 68-60	ESPN+
Fri. 10	Weber State	W, 77-49	ESPN+
Tue. 14	Utah Valley	W, 59-44	ESPN+
Sat. 18	vs. Wake Forest!	W, 67-44	BYUTV
Tue. 21	vs. Saint Louis!	W, 87-66	BYUTV
Sat. 25	LMU	W, 74-58	ESPN+
Tue. 28	at Wyoming	L, 74-86	MW Net.

DECEMBER			
Sat. 2	at Utah	L, 68-87	Pac-12 Net.
Tue. 5	Utah State	W, 72-66	ESPN+
Sat. 9	Boise State	W, 65-50	ESPN+
Sat. 16	Idaho State	W, 79-76 OT	ESPN+
Wed. 20	at Missouri State	L, 56-55	ESPN+
Thu. 21	vs. Nevada^	W, 72-59	BYU Radio
Sat. 30	at TCU*	L, 67-81	ESPN+

JANUARY			
Wed. 3	Oklahoma*	L, 75-63	ESPN+
Sat. 6	Iowa State*	L, 75-80	ESPN+
Wed. 10	at Houston*	L, 69-79	ESPN+
Sat. 13	Cincinnati*	W, 68-58	ESPN+
Wed. 17	at Oklahoma State*	L, 50-82	ESPN+
Sat. 20	Texas Tech*	W, 60-48	ESPN+
Sat. 27	at Kansas State*	L, 65-67	ESPN+
Wed. 31	at Kansas*	L, 53-67	ESPN+

FEBRUARY			
Sat. 3	West Virginia*	L, 69-76	ESPN+
Wed. 7	Baylor*	W, 78-66	ESPN+
Sat. 10	at Cincinnati*	W, 69-57	ESPN+
Tue. 13	at UCF*	W, 64-60	ESPN+
Sat. 17	Kansas*	4 p.m. MT	ESPN+
Wed. 21	TCU*	7 p.m. MT	ESPN+
Sat. 24	at Iowa State*	6 p.m. CT	ESPN+
Wed. 28	Houston*	7 p.m. MT	ESPN+

MARCH			
Sat. 2	at Texas	8 p.m. CT	ESPN+
Thu. 7	Big 12 1st Round	TBD	ESPN+
Fri. 8	Big 12 2nd Round	TBD	ESPN+
Sat. 9	Big 12 Quarters	TBD	ESPN+
Mon. 10	Big 12 Semis	TBD	ESPN+
Tue. 11	Big 12 Champ.	TBD	ESPN+

\* - Denotes Big 12 Game  
! - North Shore Showcase at BYU Hawaii  
^ - Played at Missouri State  
All Times Local to Site and Subject to Change  
Rankings Reflect the Newest AP Top 25 Poll

## WHERE TO WATCH, LISTEN OR STREAM



Big 12 Now on ESPN+  
Spencer Linton - PxP  
Kristen Kozlowski - Color



byuradio.com  
Jason Shepherd - PxP



@byuwbb



@BYUWBB



byucougathletics



byucougars.com

@byuwbb

## THE OPENING TIP

### TIPOFF

The Cougars look to avenge their loss at Allen Fieldhouse and earn their fourth-straight Big 12 win as the Kansas Jayhawks come to town on Feb. 17. Tip-off is scheduled for 4 p.m. MT at the Marriott Center.

The meeting between BYU and Kansas on January 31st was the first ever meeting with the Jayhawks coming out on top with a 67-53 win.

### DEFYING THE FIRST QUARTER 8-BALL

In their first 12 conference games, the Cougars trailed after the first period in eight of 12 contests by an average of 3.5 points, going 0-8 in such games leading up to Tuesday's game against UCF.

BYU trailed to UCF by three after the first and by seven at the half on Tuesday before outscoring the Knights 23-6 in the third to take a 10-point lead into the fourth. The Cougars earned their first Big 12 win after trailing ten minutes in by knocking off UCF 64-60.

During their three-game win streak, the Cougars have outscored Baylor, Cincinnati and UCF 18-15.3 and outshot them 49.8-33.2 percent in the opening frame.

### FINDING THEIR STROKE FROM RANGE

The Cougars shot a blistering 47.5 percent from the floor and 38.9 percent from three in non-conference play, a top-10 mark in the country, and top-2 in the Big 12.

In the first six games of conference play, BYU struggled from downtown, shooting 34.6 percent dropping as low as seventh in the conference in three-point percentage.

Over the past seven games, the Cougars have righted the ship, going 50-for-128 (.391) from behind the loop to lead the conference at 36.8 percent during Big 12 play (96-of-261).

### "ONE WOMAN WRECKING CREW"

On Jan. 20, Lauren Gustin became the all-time leading rebounder in BYU women's basketball history with 1,554 rebounds and counting. The previous record of 1,482 was set by 1980 National Player of the Year Tina Gunn Robison and stood for 44 years.

Through 26 games, Gustin leads the nation in total rebounds (399), rebounding average (15.3), defensive rebounds per game (10.4) and double-doubles (24) and is 4th in offensive rebounds per contest (4.9). Gustin also leads the Cougars in scoring at 16.5 points per contest on 52.2 percent shooting from the field and minutes played at 36.4.

Gustin averaged 22 points and 18 rebounds to become the first BYU women's basketball player to win Big 12 Player of the Week.

## COUGARS VS. JAYHAWKS



15-11 (5-8 Big 12)	'23-24 Record	14-10 (7-6 Big 12)
NR/NR	AP/Coaches Poll	NR/NR
71	NET Ranking	44
Amber Whiting - 2nd	Head Coach	Brandon Schneider - 26th
31-28 (.525)	Record	522-284 (.648)
Gustin (16.5)	Top Scorer	Nichols (14.4)
Gustin (15.3)	Top Rebounder	Jackson (10.2)
Smiler (3.9)	Top Assists	Nichols (2.8)

## SERIES HISTORY

Overall (Streak):	0-1 (L1)
In Provo	0-0
In Lawrence	0-1
Neutral Site	0-0
Whiting vs. Kansas	0-1
Last Meeting	Jan. 31, 2024 L, 53-67
Last BYU Win	
Last BYU Loss	Jan. 31, 2024 L, 53-67

## TALE OF THE TAPE

COUGS	Category	JAYHAWKS
68.0	Scoring Offense	68.3
65.2	Scoring Defense	63.9
+2.8	Scoring Margin	+4.4
.452	Field Goal Percentage	.441
.382	Field Goal Percentage Def.	.390
.378	3PT Field Goal Percentage	.319
.321	3PT Field Goal Percentage Def.	.333
7.2	3-Pointers Per Game	5.5
.635	Free Throw Percentage	.697
39.9	Rebounds	35.2
+6.8	Rebounding Margin	-1.1
15.8	Assists	11.0
17.5	Turnovers	13.8
-5.3	Turnover Margin	+1.0
5.5	Steals	7.2
3.9	Blocks	4.1

## A LOOK INTO THE LINEUP



#	Name	Pos.	Ht.	Yr.	Hometown	PPG	RPG	APG	FG%	3FG%	FT%
1	Amari Whiting	G	5-10	Fr.	Boise, Idaho	10.8	5.1	3.8	.413	.333	.639
10	Kailey Woolston	G	5-11	Fr.	Highland, Utah	14.5	3.5	2.4	.491	.470	.842
11	Kaylee Smiler	G	5-10	Sr.	Hamilton, New Zealand	7.4	2.3	3.9	.470	.531	.727
12	Lauren Gustin	F	6-1	Sr.	Boise, Idaho	16.5	15.3	1.9	.522	.000	.419
24	Rose Bubakar	F	6-0	Jr.	Frederick, Maryland	3.0	1.9	1.2	.356	.188	.741

## OFF THE BENCH

	Pos.	Ht.	Yr.	Hometown	PPG	RPG	APG	FG%	3FG%	FT%	
2	Kylie Krebs	G	5-7	Jr.	Peoria, Arizona	0.0	0.0	0.0	.000	.000	.000
4	Ali'a Mataavao	F	6-0	Fr.	Las Vegas, Nevada	0.9	0.7	0.2	.241	.000	.375
5	Arielle Mackey-Williams	G	5-9	Jr.	Ngati Porou, New Zealand	-	-	-	-	-	-
15	McKinley Willardson	F	6-1	Fr.	Corona, California	0.6	0.2	0.2	1.000	.000	.500
20	Marina Mata	F	6-1	Fr.	Barbastro, Spain	0.2	0.2	0.0	.000	.000	1.000
21	Heather Hamson	F	6-3	Jr.	Lindon, Utah	1.2	0.5	0.1	.625	.000	.600
25	Emma Calvert	F	6-4	Jr.	Farr West, Utah	7.9	4.2	1.0	.470	.282	.636
30	Lauren Davenport	G	5-11	Jr.	Idaho Falls, Idaho	6.1	2.6	1.1	.342	.361	.667



byucougars.com

#	Name	Position	Height	Year	Experience*	Hometown (Previous/HS)
1	Amari Whiting	G	5-10	Fr.	HS	Burley, Idaho (Burley HS)
2	Kylie Krebs	G	5-6	So.	2nd	Oahu, Hawaii (Glendale CC)
4	Ali'a Matavao	F	6-0	Fr.	HS	Las Vegas, Nevada (Liberty HS)
5	Arielle Mackey-Williams	G	5-9	Jr.	3rd	Ngati Porou, New Zealand (Tai Wananga Ki Ruakura)
10	Kailey Woolston	G	5-11	Fr.	HS	Highland, Utah (Lone Peak HS)
11	Kaylee Smiler	G	5-8	Sr.	5th	Hamilton, New Zealand (Mellville HS)
12	Lauren Gustin	F	6-1	Sr.	4th	Boise, Idaho (Salt Lake CC)
15	McKinley Willardson	F	5-11	Fr.	HS	Corona, CA (Santiago HS)
20	Marina Mata	F	6-2	Fr.	HS	Barbastro, Spain (Barbastro Basketball Club)
21	Heather Hamson	F	6-3	Jr.	4rd	Lindon, Utah (Pleasant Grove HS)
24	Rose Bubakar	F	6-0	Jr.	3rd	Frederick, Maryland (Frederick HS)
25	Emma Calvert	F	6-4	Jr.	3rd	Farr West, Utah (Fremont HS)
30	Lauren Davenport	G	5-11	Jr.	3rd	Idaho Falls, Idaho (Boston)

Head Coach: Amber Whiting (BYU, 2001)  
 Assistant Coach: Lee Cumnard (BYU, 2009)  
 Assistant Coach: Morgan Bailey (BYU, 2015)  
 Assistant Coach: John Wardenburg (BYU, 1986)  
 Director of Player Development: Josh Edwards (Saint Catherine's College, 2011)  
 Director of Video and Strategy: Alli Winters (M.A. Gonzaga, 2021)  
 Director of Basketball Operations: Natalie Lainhart  
 Graduate Assistant: Hailey Higgs (BYU, 2023)  
 Athletic Trainer: Jeff Hurst (Bond, 1995)  
 Strength and Conditioning Coach: Steven Arnold (Bond, 2018)  
 Director of Communications: Austin Rustand (BYU, 2023)  
 \* Years played at the college level

**ROSTER BY CLASSIFICATION**

**SENIORS (2)**

Lauren Gustin..... F  
 Kaylee Smiler ..... G

**JUNIORS (6)**

Rose Bubakar ..... F  
 Emma Calvert ..... F  
 Lauren Davenport..... G  
 Heather Hamson..... F  
 Arielle Mackey-Williams ..... G

**SOPHOMORES (1)**

Kylie Krebs..... G

**FRESHMAN (5)**

Marina Mata ..... F  
 A'lia Matavao..... F  
 Amari Whiting..... G  
 McKinley Willardson..... F  
 Kailey Woolston..... G

**ROSTER BY POSITION**

**Guards (7)**

Lauren Davenport..... G  
 Kylie Krebs..... G  
 Arielle Mackey-Williams ..... G  
 Kaylee Smiler ..... G  
 Amari Whiting..... G  
 Kailey Woolston..... G

**Forwards (6)**

Rose Bubakar ..... F  
 Emma Calvert ..... F  
 Heather Hamson..... F  
 Marina Mata ..... F  
 A'lia Matavao..... F  
 McKinley Willardson..... F

**PRONUNCIATION GUIDE**

Rose Bubakar ..... Rose boob-uh-car  
 Marina Mata ..... Marina Mott-uh  
 Ali'a Matavao..... uh-LEE-uh mah-tuh-VOW  
 Arielle Mackey-Williams ..... AR-ee-EL Mack-ee - Williams  
 Amari Whiting..... Ah-MAR-ee WHITE-ing

Amber Whiting ..... Amber WHITE-ing  
 Lee Cumnard..... Lee kuh-MARD

**ROSTER BY STATE/COUNTRY**

**Arizona (1)**

Kylie Krebs..... Peoria

**California (1)**

McKinley Willardson..... Corona

**Idaho (2)**

Lauren Davenport..... Idaho Falls  
 Lauren Gustin..... Boise  
 Amari Whiting..... Burley

**Maryland (1)**

Rose Bubakar ..... Frederick

**Nevada (1)**

A'lia Matavao..... Las Vegas

**New Zealand (2)**

Arielle Mackey-Williams..... Ngati Porou  
 Kaylee Smiler ..... Hamilton

**Spain (1)**

Marina Mata ..... Barbastro

**Utah (5)**

Emma Calvert ..... Farr West  
 Heather Hamson..... Lindon  
 Kailey Woolston..... Highland



**BYU'S RECORD WHEN...**

	2023-24	Whiting Era
Overall Record	15-11	31-28
Leading at Half	12-2	26-11
Trailing at Half	3-9	4-15
Tied at Half	0-0	0-1
Leading with 5:00 left (regulation)	14-0	30-0
Trailing or Tied with 5:00 left	1-11	1-27
In Overtime Games	1-0	1-1
BYU scores less than 60 points	1-4	1-13
BYU scores between 60-69	7-6	16-15
BYU scores between 70-79	6-2	13-2
BYU scores between 80-89	1-0	1-0
BYU scores between 90-99	0-0	0-0
BYU scores 100+ points	0-0	0-0
Opponent scores less than 60	9-1	23-5
Opponent scores between 60-69	4-3	5-10
Opponent scores between 70-79	1-3	2-8
Opponent scores between 80-89	0-5	0-6
Opponent scores between 90-99	0-0	0-0
Opponent scores 100+	0-0	0-0
Games decided by 3 points or less	1-2	1-4
Games decided by 4-9 points	3-2	6-8
Games decided by 10-19 points	8-6	17-13
Games decided by 20 or more points	3-1	7-3
BYU shot 40% or better	15-7	31-14
BYU shot 50% or better	5-5	12-3
Opponent shot 40% or better	1-8	4-19
Opponent shot 50% or better	0-4	0-6
BYU outshoots opponent	15-5	30-12
Opponent outshoots BYU	0-6	1-16
Teams shot equal FG percentage	0-0	0-0
BYU outrebounds opponent	13-6	28-15
Opponent outrebounds BYU	1-5	2-11
BYU, opponent tie in rebounds	1-0	1-1
BYU has a positive TO margin	1-2	5-3
BYU has a negative TO margin	14-9	25-25
BYU, opponent tie in TOs	0-0	1-0
One player in double figures	0-1	0-2
Two players in double figures	2-0	4-9
Three players in double figures	5-6	18-9
Four players in double figures	4-4	6-8
Five players in double figures	2-0	3-0
Six players in double figures	0-0	0-0
Coming off a win	9-5	17-12
Coming off a loss	5-6	12-15
Two-plus days between games	14-11	24-21
One day between games	0-0	5-6
Playing the next day	1-0	2-1
On Monday	0-0	0-3
On Tuesday	5-1	6-3
On Wednesday	1-5	3-5
On Thursday	1-0	7-1
On Friday	1-0	3-1
On Saturday	7-5	12-15
In November	6-1	8-6
In December	4-3	9-6
In January	2-6	7-8
In February	3-1	5-6
In March	0-0	2-2
vs. Ranked Opponents	1-4	1-9
<b>MISCELLANEOUS STATS</b>		
BYU's all-time record	933-551 (.629)	
BYU's all-time conference record	489-244 (.667)	
BYU's all-time overtime record	24-20	
Number of 100-point games in BYU history	56	
Number of 100-point games in Whiting era	0	
Average attendance at Marriott Center	2,240	

@byuwbb

**BYU: NOTES AND QUOTES**

**FLOOR GENERAL**

The Big 12 Freshman of the week (Feb. 12), Amari Whiting, is averaging 10.8 points per game on 41.3 percent shooting, going 33.3 percent from downtown while grabbing 5.1 rebounds and leading the Cougars in assists at 3.8 per game.

This past week, Whiting flirted with the first triple-double in BYU women's basketball history with 14 points, nine assists and eight rebounds in the upset of No. 18 Baylor.

**MAGIC NUMBER...66 POINTS OR LESS**

Coach Whiting prides her team on their ability to defend. Her defense has held opponents to 65.2 points per game this season and 15 of its 26 opponents to 66 or fewer points. When holding teams under the 66-point threshold, BYU is 14-1 including their last three wins over No. 18 Baylor, Cincinnati and UCF.

**THE MORE YOU SCORE, THE MORE YOU WIN**

BYU only scored more than 65 points in 15 of 33 games last season and garnered a 12-3 record when doing so. The Cougars have exceeded the 65-point threshold in 19 of their first 26 games and hold a 12-7 record when scoring 65 or more.

**SHARING THE ROCK**

The Cougars have assisted on 412 of 650 (.633) made field goals this season, 201 of 319 (.630) during conference play. BYU has had at least three or more players score in double figures in 21 of the first 26 contests.

In the upset of No. 18 Baylor, BYU became the first team to record 20 or more assists against the Bears since

UConn dished out 23 assists in the second round of the 2023 NCAA tournament.

**TURNOVER TROUBLE**

Ball security is key to the Cougars' success, however, BYU averages 17.5 turnovers per game so far this season. The Cougs have turned the ball over more than their opponent in all but three games this season and hold a 25-25 record when posting a negative turnover margin under Whiting.

The Cougars turnover the rock 16.3 times per game and have given up 19.0 points off turnovers per game in conference play.

**THREE-POINT MARKSMAN**

Kailey Woolston burst onto the scene earning Big 12 Freshman of the Week honors twice (Nov. 20 & 27) in the early weeks of the season. Woolston leads the conference and is 3rd nationally in 3-point percentage at 47 percent, 2nd in the conference and 14th nationally in 3-point field goals made (70) and 2nd in the conference, 21st nationally in three-pointers per game (2.69).

Woolston set career highs in points (26), made field goals (8) and made three-point field goals (6) in the first meeting with Kansas at Allen Fieldhouse on Jan. 31.

**FAITH OVER FEAR**

Coach Whiting spoke on the mantra of Faith over Fear saying, "That's me. I wear it every day, faith over fear, it's how I live my life. I feel like if you're prepared, and not just in basketball, but specifically in basketball when you go into a game you can't go into it fearful. You have to go into it fearless. The only way to get there is to make sure you've prepared and done everything up to that point."

**MATCHUP BREAKDOWN**



**First Meeting:** Jan. 31, 2024  
**Location:** Lawrence, KS

**ALL-TIME MEETINGS**

Date	Score	Result	Location
2/12/24	53-67	Loss	Lawrence, KS
.....	.....	.....	.....
.....	.....	.....	.....
.....	.....	.....	.....

BYU and UCF have never played in women's basketball

**KANSAS: NOTES AND QUOTES**

**ONE STREAK MUST BE SNAPPED**

The Jayhawks come into the matchup with the Cougars on a four-game win streak having knocked off BYU (67-53), TCU (81-74), Houston (69-52) and Cincinnati (75-60).

The Cougars are on a three-game win streak of their own having taken down No. 18 Baylor at home (78-66) and beat Cincinnati (69-57) and UCF (64-60) on the road.

**ROAD STRUGGLES**

Kansas holds a 2-7 record in true road games this season and is 1-5 on the road in conference play. The Jayhawks' lone Big 12 road win came at TCU by a score of 81-74 on Feb. 3.

KU is a prolific scoring team at Allen Fieldhouse as the average 71.7 points per game on 45.8 percent shooting. On the road, the Jayhawks only score 65.3 points while shooting 42.9 percent from the floor.

The Jayhawks also turnover the ball at a higher clip on the road (15.7-12.9) while grabbing 5.4 rebounds less as the visiting team.

**JACKSON'S ON A TEAR**

In the first meeting between BYU and Kansas, Taiyana Jackson scored 25 points on 10-of-16 shooting, grabbed 22 rebounds and sent away five shots in the 14-point win.

Since that game, she has continued her dominant play with 20 points on 8-for-11 shooting with nine

rebounds and three blocks against TCU. In a 17-point win over Houston, Jackson recorded 25 points on 11-of-15 shooting, 15 rebounds, nine blocks and two steals. Against Cincinnati, she finished with 18 points, 13 rebounds, six blocks and a steal.

**HOLLY KERSGIETER**

The super-senior scored a game-high 23 points to help Kansas take down Cincinnati on Wednesday. Her 23 points came on 7-of-13 shooting as she cashed in on a season-high five threes, grabbed seven boards, two assists and two steals in the win.

Kersgieter is the sixth all-time leading scorer in KU history with 1,823 points and holds the record for made threes in a career with 256

**YOUNG RELIABLE**

Freshman point guard S'Mya Nichols has been a huge piece of the puzzle for this Kansas team. Nichols is the leading scorer for the Jayhawks at 14.4 points per game and has scored in double figures in 12-consecutive games and 21 of 24 games this year. Her 14.4 points is good for the third-best mark in school history by a freshman.

She has earned Big 12 Freshman of the Week Honors twice this season and is averaging 15.8 points, 3.0 rebounds, 2.8 assists, 1.5 steals and 0.5 blocks during Kansas' four game winning streak.



# ●●● BYU WOMEN'S HOOPS

## #1 Amari Whiting

Whiting comes to BYU as the 33rd-ranked recruit in the ESPN top 100 for the class of 2023. She was named the

Due to an ACL injury suffered in September 2022, Whiting missed her senior season and chose to graduate early to enroll at BYU in January 2023.

Amari is the daughter of head coach Amber Whiting making them the second parent-player combo to play at BYU, the first being former head coach Jeff Judkins and daughters Jamie (2006-10) and Jenna (2004-06).

Whiting originally committed to play at Oregon, but after coach Amber Whiting was hired at BYU she reopened her recruitment and committed to play for Amber at BYU. Because of the family dynamic, Amari never calls Coach Whiting mom while at practice or games. Instead, she always refers to her as Amber, Coach Whiting or Coach.

## #2 Kylie Krebs

Krebs is a JUCO transfer who comes to BYU by way of Scottsdale Community College.

She comes off a season in which she averaged 5.2 points on 40.4 percent shooting, 3.6 rebounds and 0.8 assists.

## #4 Ali'a Matavao

Matavao earned back-to-back Nevada Gatorade Player of the Year honors in 2022 and 2023. She was also named the 5A Player of the Year as well as selected to the Nevada 5A First Team All-Conference in 2022 and 2023.

The true freshman was named the Liberty High School Athlete of the Year in 2023 after competing in four sports; basketball, track and field, soccer and volleyball. She won state titles in the shot put and long jump, set the school record in the long jump, 4x100 and 4x200 relays and captained the basketball and volleyball teams all during the 2022-23 campaign.

## #5 Arielle Mackey-Williams

Mackey-Williams was the third-leading scorer for BYU last season at 8.8 points on a 41.0 percent clip. She also averaged 1.9 rebounds and 2.2 assists per game during her sophomore campaign.

The rising junior also competed for the New Zealand Tall Ferns in the FIBA 3X3 Women's Series over the summer. She played in the Edmonton and Montreal stops and gained great experience leading up to the Cougars' first season as members of the Big 12 Conference.

## #10 Kailey Woolston

Woolston was named the 2023 Utah Ms. Basketball after averaging 20.8 points, 7.9 rebounds, 2.1 assists, 1.8 steals and 0.4 blocks per game during her senior season.

The freshman set the all-time scoring mark at Lone Peak with 1,653 career points and holds three of the four highest scoring seasons in program history with 435 points during the 2020-21 season (sophomore), 452 in 2021-22 (junior) and 538 in 2022-23 (senior). She also secured the top 2 spots in total three-point field goals made in a season with 64 in 2021-22 and 78 in 2022-23 as well as the top spot for rebounds in a season with 209 during her senior campaign.

As a senior at Lone Peak High School, Woolston sustained an injury in her shooting wrist due to a rigorous practice

routine of shooting over 1,000 shots per day. Following the injury, she dialed back her quantity of shots, but still lives in the gym. During that season, she shot 52.2 percent from the field and 47.5 percent from three-point land en route to Gatorade Player of the Year honors.

## #11 Kaylee Smiler

Smiler is a fifth-year senior and an unsung hero of this BYU squad. The graduate senior may not be as flashy or garner as many awards as some, but she is as reliable and tough as they come.

The New Zealand native often accepts the task of guarding the opposition's best player, and does so with tenacity and grit. She averaged nearly a steal and block per game a year ago while drawing multiple offensive fouls in crucial moments down the stretch in games.

Smiler cherishes her Maori heritage and participates in multiple clubs and groups on campus that strive to preserve and celebrate New Zealand's rich culture. More can be learned about her involvement in her episode of [Deep Blue](#).

In the Cougars' overtime win over Idaho State (Dec. 16), Smiler took an elbow to the side of her head late in the second quarter which created a two-inch laceration and lots of blood.

She was taken to the locker room where she received eight staples in the side of her head, was cleared by the team doctor to return to the game. She changed into a clean jersey and returned in the third quarter. Having only scored two points, both coming from the charity stripe, before the injury, Smiler returned to go 7-11 from the field making two threes, two rebounds, two assists and two steals in the win.

## #12 Lauren Gustin

The Preseason All-Big 12 selection began her career at the University of Idaho but transferred to Salt Lake Community College before ever playing a game for the Vandals. Shortly before beginning her freshman season at SLCC, Gustin received a scholarship offer to attend BYU but decided to finish her season before transferring. After a successful stint at SLCC, she came to BYU and has started all 86 games she has appeared in. For more on her journey to BYU, check out her episode of [Deep Blue](#).

During the 2022-23 campaign, Lauren Gustin led all NCAA divisions, men's or women's, by grabbing 16.7 rebounds per contest. She finished second in total rebounds at 552 behind only LSU's Angel Reese who played in three more games. Her 552 rebounds bested the all-time BYU record of 462 set by BYU Hall of Famer and 1980 National Player of the Year Tina Gunn.

Gustin joined Gunn as the second player in Cougar history to record 1,000 points and 1,000 rebounds in a career. Gustin also recorded 27 double-doubles during her junior campaign, the second most in the country and matching Gunn's record of 27 double-doubles during the 1979-80 season in which she was named the National Player of the Year.

After graduating with her bachelor's degree this April, Gustin briefly entered the transfer portal this summer to explore her options as a graduate transfer before choosing to return to BYU for her final year of eligibility. She talked about her experience in the portal saying,

# GAME STATS AND STORYLINES

"I'm more than happy with my decision. I think the whole experience was good for me and I don't regret going into the portal and seeing my options. Coming back to BYU has been such a great decision. My coaches and teammates have all been so great about everything and I couldn't be happier with my decision."

## #15 McKinley Willardson

Willardson was a four-year starter and team captain at Santiago High School where she led her team to the 2023 California Division I State Championship. She scored 12.1 points while grabbing 8.9 rebounds per contest during her senior year while averaging 23 points, 12 rebounds and 3 blocks per game in the California State playoffs.

She holds the Santiago High School single-game scoring record with 48 points (as a sophomore) and was named the Citrus Belt Area Female Athlete of the Year in 2023.

## #20 Marina Mata

Mata is a product of Barbastro, Spain and is a product of Instituto Joaquim Blume en Barcelona

This past summer, Mata played for the Spanish national team in the FIBA U18 European Championship where she scored 11.2 points, grabbed 6.5 rebounds and dished 0.8 assists per contest.

## #21 Heather Hamson

Heather Hamson is the third Hamson sister (Jennifer and Sara) to follow in their mother [Tresa Spaulding](#)'s footsteps by donning a BYU jersey.

Tresa was a star for the Cougars from 1983-87, with [Jennifer Hamson](#) (2010-14) earning All-American honors in 2014 and [Sara](#) played from 2017-22. Tresa (494), Sara (472) and Jennifer (340) hold the top three spots in the all-time blocks for BYU with 1,306 blocks in all.

## #24 Rose Bubakar

Bubakar is a rising junior who scored 6.7 points per game in 20.8 minutes per game a season ago. The Maryland native shot 44.6 percent from the field while pulling down 3.0 rebounds and dishing 1.0 assists per contest.

## #25 Emma Calvert

Calvert was a staple in the BYU lineup last season as she started 28 of 33 games for the Cougars. She shot the highest percentage from three-point range of any BYU forward and led the team in blocks with 34.

The rising junior is enrolled in the Marriott School of Business and is in the middle of the dreaded "Junior Core" which consists of 24 intensive business credits. Most students take no other classes during the junior core, yet Calvert is playing a large role on a Big 12 basketball team while also maintaining a 3.71 GPA.

## #30 Lauren Davenport

Davenport, a Boston University transfer, comes off a season where she played 20.0 minutes per game while scoring 5.9 points per game.

The rising junior chose to play for the Cougars in part because of BYU's closeness to her home in Idaho Falls, Idaho and her relationship with her younger brother who was diagnosed with Down Syndrome.

Davenport's brother Cole has been her best friend and inspiration throughout her basketball career.

	OVERALL	CONF.	AP	COACHES	NET	Q1	Q2	Q3	Q4	HOME	AWAY	NEUTRAL
	15-11	5-8	NR	NR	71	1-3	0-3	4-2	10-3	9-3	3-8	3-0
<b>KANSAS</b>	14-10	7-6	NR	NR	44	1-5	2-4	4-1	7-0	11-1	2-7	1-2

As of Feb. 14, 2024



<b>NCAA/BIG 12 TEAM STATISTICAL RANKINGS (AS OF 2/14/24)</b>			
2023-24 Stats	NCAA	Big 12	Stat
Assist/Turnover Ratio	126	9	0.90
Assists/Game	51	8	15.8
Bench Points/Game	293	11	13.4
Blocks Per Game	71	6	3.9
Field Goal Percentage	40	6	45.2
Field Goal Defense	73	3	38.2
Fouls Per Game	218	10	17.5
Free Throw Attempts/Game	151	9	16.96
Free Throw Percentage	335	14	63.5
Free Throws Made/Game	239	13	10.77
Rebound Margin	33	4	6.8
Rebounds/Game (Def.)	18	3	29.3
Rebounds/Game (Off.)	238	11	10.6
Rebounds/Game	56	6	39.92
Scoring Defense	203	10	65.2
Scoring Margin	159	11	2.8
Scoring Offense	133	11	68.0
Steals/Game	333	13	5.5
Three Point Attempts/Game	180	10	19.0
Three Point Percentage	9	1	37.8
Three Point Defense	239	13	32.1
Three Pointers/Game	75	7	7.2
Turnover Margin	342	14	-5.31
Turnovers Forced/Game	343	13	12.23
Turnovers/Game	273	13	17.5
Winning Percentage	146	10	57.7

<b>BIG 12/NCAA INDIVIDUAL STATISTICAL RANKINGS (AS OF 2/14/24)</b>				
2023-24 Stats	Top Player	NCAA	Big 12	Stat
Assist/Turnover Ratio	Kaylee Smiler	147	11	1.51
Assists/Game	Amari Whiting	130	8	3.9
Blocks/Game	Emma Calvert	92	4	1.38
Double Doubles	Lauren Gustin	1	1	24
Field Goal %	Lauren Gustin	60	4	52.2
Free Throw %	--	--	--	--
Minutes/Game	Lauren Gustin	16	2	36.44
Points/Game	Lauren Gustin	99	6	16.5
Rebounds	Lauren Gustin	1	1	399
Rebounds/Game (Def)	Lauren Gustin	1	1	10.4
Rebounds/Game (Off)	Lauren Gustin	4	1	4.9
Rebounds/Game	Lauren Gustin	1	1	15.3
Three Point %	Kailey Woolston	3	1	47.0
Three Pointers Made	Kailey Woolston	11	2	70
Three Pointers/Game	Kailey Woolston	20	2	2.69

<b>2023-24 BIG 12 PRESEASON POLL/ALL-BIG 12 TEAM</b>			
Team (First Place Votes)			Points
1. Texas (12)			168
2. Baylor (2)			148
3. Kansas -			138
4. K-State			133
5. Oklahoma			121
6. Iowa State			107
7. Oklahoma State			99
8. West Virginia			80
9. TCU			77
10. Texas Tech			63
11. <b>BYU</b>			<b>56</b>
12. Houston			45
13. Cincinnati			22
14. UCF			18

Player	Yr.	Pos.	School
Sarah Andrews*	Sr.	G	Baylor*
Darianna Littlepage-Buggs	So.	G/F	Baylor
Emily Ryan	Sr.	G	Iowa State
Zakiyah Franklin	Sr.	G	Kansas
Taiyanna Jackson*	Sr.	C	Kansas
Gabby Gregory*	Sr.	G	Kansas State
Ayoka Lee	Sr.	C	Kansas State
Skylar Vann	Sr.	F	Oklahoma
DeYona Gaston	Sr.	F	Texas
<b>Rori Harmon*</b>	Jr.	G	Texas
JJ Quinerly	Jr.	G	West Virginia

\*Unanimous Selection  
Preseason Player of the Year

<b>BIG 12 WEEKLY HONORS</b>			
<b>Big 12 Player of the Week</b>	<b>Big 12 Freshman of the Week</b>		
Nov. 13 - Madison Conner, TCU	Nov. 13 - Stailie Heard, OSU		
Nov. 20 - Ayoka Lee, Kansas State	<b>Nov. 20 - Kailey Woolston, BYU</b>		
Nov. 27 - Sedona Prince, TCU	<b>Nov. 27 - Kailey Woolston, BYU</b>		
Dec. 4 - Rori Harmon, Texas	Dec. 4 - Madison Booker, Texas		
Dec. 11 - JJ Quinerly, West Virginia	Dec. 11 - S'Mya Nichols, Kansas		
Dec. 18 - Harmon (UT)/Lee (KSU)	Dec. 18 - Audi Crooks, Iowa State		
Dec. 26 - Sedona Prince, TCU	Dec. 26 - Stailie Heard, Iowa State		
Jan. 2 - Jada Walker, Baylor	Jan. 2 - Audi Crooks, Iowa State		
Jan. 8 - Lee (KSU)/Booker (UT)	Jan. 8 - Addy Brown, Iowa State		
Jan. 15 - S'Mya Nichols, Kansas	Jan. 15 - Audi Crooks, Iowa State		
Jan. 22 - JJ Quinerly, West Virginia	Jan. 22 - Madison Booker, Texas		
Jan. 29 - Skylar Vann, Oklahoma	Jan. 29 - Audi Crooks, Iowa State		
Feb. 5 - Taiyanna Jackson, Kansas	Feb. 5 - Madison Booker, Texas		
<b>Feb. 12 - Lauren Gustin, BYU</b>	<b>Feb. 12 - Amari Whiting, BYU</b>		

**2023-24 Preview**

Lettermen Returning/Lost: 6/5  
 Newcomers: 7  
 Starters Returning/Lost: 4/1  
 Returning Scoring: 71.9% (1,511 of 2,102)  
 Returning Rebounding: 72.4% (905 of 1,250)  
 Returning Assists: 60.9% (286 of 470)  
 Returning Blocks: 71.1% (86 of 121)  
 Returning Steals: 71.7% (129 of 180)  
 Returning Minutes: 72.4% (4,695 of 6,625)

**BYU Coaching Staff**

Head Coach: Amber Whiting  
 Alma Mater: BYU (2001)  
 Record at School: 16-17 (2nd year)

Career Div. I Record: 16-17 (2nd season)  
 Assistant Coach: Lee Cumard (BYU, 2009)  
 Assistant Coach: Morgan Bailey (BYU, 2015)  
 Assistant Coach: John Wardenburg (MBA, Southern Utah, 2021)  
 Director of Basketball Operations: Natalie Lainhart

**BYU History**

First Year of Basketball: 1972  
 All-Time Record: 920-540 (.630)  
 All-time Conference Record: 484-236 (.672)  
 Winning Seasons: 42 of 51 (last 2021-22)  
 Regular Season Conference Championships: 13 (last 2021-22)  
 Postseason Appearances: 27  
 Total NCAA Appearances: 12 (6-15)  
 Last NCAA Appearance: 2022  
 First Round: L vs. No. 11 seed Villanova (57-61)  
 Total WNIT Appearances: 9 (10-8)  
 Last WNIT Appearance: 2022  
 First Round: Loss vs. Rice (67-71)

**University Information**

Location: Provo, Utah  
 Elevation: 4,551 feet  
 Enrollment: 34,737  
 Founded: October 16, 1875  
 Owned: The Church of Jesus Christ of Latter-day Saints  
 Nickname: Cougars  
 Mascot: Cosmo the Cougar  
 Colors: Blue and White (Royal/Navy Blue)  
 Arena (capacity): Marriott Center (18,987)  
 Conference: Big 12 Conference  
 BYU President: C. Shane Reese (BYU, 1994)  
 Athletics Director: Tom Holmoe (BYU, 1983)  
 Athletic Website: BYUCougars.com

**Media Information**

Radio Station: BYU Sports Network  
 BYU Radio 107.9 FM, BYURadio.org and BYU Radio App  
 Play-by-Play Announcer: Jason Shepherd

**Media Relations**

Women's Basketball Contact: Austin Rustand  
 Cell Phone: 520-989-1799  
 Email: austin\_rustand@byu.edu

**BIG 12 STANDINGS (AS OF 2/15/24)**

	Big 12	Pct.	Home	Away	Overall	Pct.	Home	Road	Neutral	Streak
Oklahoma	12-1	.923	7-0	5-1	18-6	.750	11-2	7-1	0-3	W9
Texas	10-3	.769	4-2	6-1	23-3	.885	12-2	8-1	3-0	W5
West Virginia	10-3	.769	5-1	5-2	21-3	.875	12-1	6-2	3-0	W1
Kansas State	10-3	.769	6-0	3-3	21-4	.840	13-0	5-3	3-1	L1
Iowa State	8-5	.615	5-1	2-4	14-9	.609	11-2	3-5	0-2	W1
Kansas	7-6	.538	6-1	1-5	14-10	.583	11-1	2-7	1-2	W4
Baylor	7-6	.583	4-2	3-4	18-6	.750	11-2	4-4	3-0	L1
Oklahoma State	5-8	.385	2-4	3-4	12-12	.500	8-4	4-5	0-3	W1
<b>BYU</b>	<b>5-8</b>	<b>.385</b>	<b>3-3</b>	<b>2-5</b>	<b>15-11</b>	<b>.577</b>	<b>9-3</b>	<b>3-8</b>	<b>3-0</b>	<b>W3</b>
Texas Tech	5-8	.385	4-3	1-5	16-10	.615	13-3	1-5	2-2	L4
Cincinnati	4-9	.308	3-3	1-6	12-12	.500	8-4	3-6	1-2	L2
UCF	3-10	.231	2-5	1-5	12-10	.522	8-6	1-5	3-0	L1
Houston	3-10	.231	3-4	0-6	12-12	.500	10-5	2-7	0-0	L3
TCU	2-11	.154	2-4	0-5	15-9	.625	13-4	0-5	2-0	L5



**AP TOP 25 POLL (2/12/24)**

No.	Team (First Place)	Ovr.	Pts.	Prev.
1.	South Carolina (35)	23-0	875	1
2.	Ohio State	21-3	821	5
3.	Stanford	22-3	788	6
4.	Iowa	22-3	726	2
5.	<b>Texas</b>	<b>22-3</b>	<b>708</b>	<b>7</b>
6.	NC State	21-3	703	3
7.	<b>Kansas State</b>	<b>21-3</b>	<b>631</b>	<b>8</b>
8.	Colorado	20-4	625	4
9.	UCLA	19-4	565	9
10.	USC	17-4	555	10
11.	Oregon State	20-3	514	17
12.	Virginia Tech	20-4	509	16
13.	LSU	21-4	472	13
14.	Indiana	20-3	432	14
15.	UConn	20-5	398	11
16.	Notre Dame	18-5	340	12
17.	Gonzaga	24-2	300	19
18.	Louisville	20-5	299	15
19.	Syracuse	20-4	223	23
20.	Creighton	20-3	200	21
21.	<b>Baylor</b>	<b>18-5</b>	<b>172</b>	<b>18</b>
22.	Utah	18-7	142	20
23.	<b>Oklahoma</b>	<b>17-6</b>	<b>135</b>	<b>24</b>
24.	<b>West Virginia</b>	<b>20-3</b>	<b>85</b>	<b>22</b>
25.	Princeton	18-3	71	25

RECEIVING VOTES: UNLV 41, Fairfield 29, North Carolina 4, Duke 4, Saint Joseph's 4, Nebraska 1, Mississippi St. 1, Tennessee 1, Michigan St. 1.

**USA TODAY COACHES POLL (2/13/24)**

No.	Team (First Place)	Ovr.	Pts.	Prev.
1.	South Carolina (32)	23-0	800	1
2.	Ohio State	21-3	760	5
3.	Stanford	22-3	724	6
4.	Iowa	22-3	671	2
5.	<b>Texas</b>	<b>22-3</b>	<b>650</b>	<b>8</b>
6.	<b>Kansas State</b>	<b>21-3</b>	<b>624</b>	<b>7</b>
7.	NC State	21-3	615	3
8.	Colorado	20-4	541	4
9.	UCLA	19-4	523	10
10.	USC	18-4	486	11
11.	LSU	21-4	463	12
12.	Indiana	20-3	427	13
13.	Virginia Tech	20-4	415	18
14.	UConn	20-5	411	9
15.	Oregon State	20-3	386	19
16.	Gonzaga	24-2	356	16
17.	Notre Dame	18-5	297	14
18.	Louisville	20-5	272	15
19.	Creighton	20-3	231	20
20.	Syracuse	20-4	206	23
21.	<b>Baylor</b>	<b>18-5</b>	<b>166</b>	<b>17</b>
22.	Utah	18-7	103	21
23.	<b>West Virginia</b>	<b>20-3</b>	<b>85</b>	<b>22</b>
24.	Princeton	18-3	75	24
25.	<b>Oklahoma</b>	<b>17-6</b>	<b>55</b>	<b>NR</b>

RECEIVING VOTES: UNLV (20-2) 39; Saint Joseph's (22-2) 8; Florida State (17-8) 3; Ball State (21-3) 2; Fairfield (21-1) 2; Michigan State (17-7) 2; Duke (16-7) 1; Tennessee (15-8) 1.

**BYU VS. RANKED OPPONENTS (SINCE THE 2000-2001 SEASON)**

Vs	Overall	Home	Away	Neutral	Last Meeting	Last Win
#1	0-2	0-1	0-0	0-1	L, 51-70 vs. UConn (3/29/14) NCAA Tournament Sweet 16	_____
#2	0-1	0-0	0-1	0-0	L, 34-80 at UConn (11/27/07)	_____
#3	0-0	0-0	0-0	0-0		
#4	0-2	0-0	0-1	0-1	L, 65-67 at Kansas State (1/27/24)	_____
#5	0-0	0-0	0-0	0-0		
#6	0-2	0-0	0-1	0-1	L, 54-69 at Duke (11/13/10)	
#7	0-2	0-0	0-1	0-1	L, 63-72 at Stanford (3/25/19) NCAA Tournament 2nd Round	_____
#8	0-2	0-1	0-0	0-1	L, 53-86 vs. Louisville (3/21/15) NCAA Tournament 1st Round	_____
#9	0-1	0-1	0-0	0-0	L, 70-82 - Washington (12/22/16)	_____
#10	1-0	0-0	1-0	0-0	W, 75-69 at Iowa State (2/18/2002)	SAME
#11	1-1	0-0	1-0	0-1	L, 46-52 vs. Arizona (3/24/21) NCAA Tournament 2nd Round	55-52 at Stanford (11/13/06)
#12	3-2	1-0	0-2	2-0	L, 68-87 at Utah (12/2/23)	82-68 vs. Gonzaga (3/12/19) WCC Championship
#13	3-0	1-0	1-0	1-0	W, 66-64 at Gonzaga (2/16/19)	SAME
#14	0-1	0-0	0-0	0-1	L, 42-43 vs. Gonzaga (3/9/21) WCC Championship Game	_____
#15	2-1	1-1	0-0	1-0	W, 56-42 - Wyoming (2/2/08)	SAME
#16	3-4	2-2	0-1	1-1	L, 64-79 vs. Gonzaga (3/6/23) WCC Tournament Semi-Final	61-56 - Gonzaga (2/18/21)
#17	1-3	0-1	0-1	1-1	W, 61-54 vs. Florida State (11/25/21)	SAME
#18	1-3	1-1	0-1	0-1	W, 78-66 - Baylor (2/7/24)	SAME
#19	1-4	1-0	0-2	0-2	L, 56-63 at Gonzaga (2/2/21)	70-40 - Gonzaga (2/9/12)
#20	1-0	1-0	0-0	0-0	W, 62-52 vs. Gonzaga (2/15/14)	SAME
#21	1-2	0-0	0-2	1-0	W, 69-66 vs. Rutgers (3/22/21) NCAA Tournament 1st Round	SAME
#22	2-1	0-0	1-1	1-0	W, 58-57 vs. West Virginia (11/27/21)	SAME
#23	0-6	0-4	0-2	0-0	L, 69-76 - West Virginia (2/4/24)	_____
#24	1-3	0-0	0-2	1-1	L, 45-70 at California (12/16/17)	90-52 vs. Florida (3/12/19) WCC Championship
#25	0-3	0-2	0-0	0-1	L, 57-61 - New Mexico (1/17/09)	_____
Total	20-44	7-13	4-17	9-14	L, 67-81 at TCU (12/30/23)	W, 58-57 vs. West Virginia (11/27/21)

at Opponent (Away) - Opponent (Home) vs. Opponent (Neutral Site)



2022-23 SCORING BY QUARTER (BYU-OPPONENT)																		
Opponent	1Q	FG%	+/-	2Q	FG%	+/-	3Q	FG%	+/-	4Q	FG%	+/-	OT	FG%	+/-	Final	FG%	+/-
at Montana State	8-19	25.0-31.3	-6.3	17-13	36.4-36.4	0.0	24-18	56.3-44.4	+11.9	19-10	50.0-18.8	+31.2	--	--	--	68-60	42.9-32.8	+10.1
<b>Weber State</b>	22-8	81.8-27.3	+54.5	23-6	53.3-16.7	+36.6	16-20	66.7-33.3	+33.4	16-15	37.5-30.8	+6.7	--	--	--	77-49	56.9-32.7	+24.2
<b>Utah Valley</b>	16-13	42.9-35.7	+7.2	18-8	50.0-33.3	+16.7	14-11	31.3-23.1	+8.2	11-12	38.5-23.5	+15.0	--	--	--	59-44	40.7-28.6	+12.1
vs. Wake Forest!	16-5	50.0-12.5	+37.5	17-10	70.0-23.1	+46.9	14-8	35.7-22.2	+13.5	20-21	42.9-46.7	-3.8	--	--	--	67-44	48.0-25.8	+22.2
vs. Saint Louis!	21-14	50.0-21.1	+28.9	18-19	42.9-41.7	+1.2	27-17	52.9-54.5	-1.6	21-16	61.5-16.7	+44.8	--	--	--	87-66	51.7-30.0	+21.7
<b>LMU</b>	17-13	60.0-41.7	+18.3	18-17	63.6-37.5	+26.1	19-12	46.7-41.7	+5.0	20-16	60.0-38.9	+21.1	--	--	--	74-58	57.4-39.7	+17.7
at Wyoming	19-28	50.0-60.0	-10.0	9-13	30.8-42.9	-12.1	19-14	63.6-50.0	+13.6	27-31	68.8-57.1	+11.7	--	--	--	74-86	53.8-53.2	+0.6
at Utah	17-27	41.2-56.3	-15.1	15-25	42.9-52.9	-10.0	19-18	47.1-53.8	-6.7	17-17	43.8-50.0	-6.2	--	--	--	68-87	43.8-53.4	-9.6
<b>Utah State</b>	20-8	50.0-20.0	+30.0	19-21	46.2-57.1	-10.9	22-21	27.3-41.2	-13.9	22-21	55.6-41.2	+14.4	--	--	--	72-66	45.1-39.0	+6.1
<b>Boise State</b>	15-13	42.9-33.3	+9.6	22-13	50.0-33.3	+16.7	16-11	42.9-25.0	+17.9	12-13	27.3-30.8	13.1	--	--	--	65-50	42.1-30.3	+11.8
<b>Idaho State</b>	22-19	46.7-42.1	+4.6	12-18	25.0-42.1	-17.1	13-20	38.5-61.5	-23.0	23-13	57.1-25.0	+32.1	9-6	33.3-14.3	+19.0	79-76	41.7-40.0	+1.7
at Missouri State	21-16	57.1-40.0	+17.1	9-16	30.0-45.5	-15.5	16-16	62.5-54.5	+8.0	9-8	28.6-25.0	+3.6	--	--	--	55-56	43.5-39.6	+3.9
vs. Nevada^	14-16	60.0-46.7	+13.3	18-6	44.4-13.3	+31.1	19-12	58.3-27.8	+30.5	21-25	54.5-50.0	+4.5	--	--	--	72-59	52.9-35.3	+17.6
at TCU*	13-22	36.4-53.3	-16.9	18-17	43.8-50.0	-6.2	12-24	26.3-62.5	-36.2	24-18	50.0-37.5	+12.5	--	--	--	67-81	38.7-50.0	-11.3
<b>Oklahoma*</b>	8-18	15.0-36.8	-21.8	15-22	31.3-56.3	-25.0	23-18	41.2-38.1	+3.1	17-17	31.3-26.3	+5.0	--	--	--	63-75	29.0-38.7	-9.7
<b>Iowa State*</b>	16-20	50.0-46.7	+3.3	17-10	57.1-31.3	+25.8	18-25	43.8-47.1	-3.3	24-25	47.6-57.1	-9.5	--	--	--	75-80	49.2-45.2	+4.0
at Houston*	12-21	45.5-53.3	-7.8	13-13	60.0-23.1	+36.9	19-17	41.7-42.9	-1.2	25-28	52.6-53.3	-0.7	--	--	--	69-79	50.0-43.9	+6.1
<b>Cincinnati*</b>	13-12	46.2-29.4	+16.8	25-14	52.9-38.5	+14.4	13-18	40.0-46.2	-6.2	17-14	50.0-25.0	+25.0	--	--	--	68-58	48.1-33.9	+14.2
at Oklahoma State*	8-18	23.1-50.0	-26.9	14-27	60.0-58.8	+1.2	18-20	40.0-46.7	-6.7	10-17	21.4-23.1	-1.7	--	--	--	50-82	34.6-45.8	-11.2
<b>Texas Tech*</b>	17-11	40.0-26.7	+13.3	11-13	38.5-25.0	+13.5	17-14	46.7-38.5	+8.2	15-8	41.7-16.7	+25.0	--	--	--	60-46	41.8-26.9	+14.9
at Kansas State*	11-16	31.3-33.3	-2.0	15-7	46.2-12.5	+33.7	19-25	61.5-64.5	-2.8	20-19	50.0-38.5	+11.5	--	--	--	65-67	46.6-36.1	+10.5
at Kansas*	8-12	23.1-33.3	-10.2	13-14	37.5-50.0	-12.5	12-18	33.3-46.2	-12.9	20-23	41.2-38.5	+2.7	--	--	--	53-67	34.5-40.7	-6.2
<b>West Virginia*</b>	14-24	50.0-68.8	-18.8	15-19	35.7-47.1	-11.4	21-15	50.0-33.3	+16.7	19-18	43.8-62.5	-18.7	--	--	--	69-76	44.4-51.8	-7.4
<b>Baylor*</b>	22-11	50.0-22.2	+27.8	13-10	40.0-23.1	+16.9	24-25	66.7-55.0	+11.7	19-20	54.5-33.3	+21.2	--	--	--	78-66	52.6-34.8	+17.8
at Cincinnati*	15-15	41.2-30.8	+10.4	18-15	46.7-33.3	+13.4	19-9	47.1-11.8	+35.3	17-18	60.0-38.1	+21.9	--	--	--	69-57	47.5-28.8	+18.7
at UCF*	17-20	58.3-46.7	+11.6	14-18	38.5-36.8	+1.7	23-6	56.3-15.4	+40.9	10-16	20.0-38.5	-18.5	--	--	--	64-60	45.1-35.0	10.1
<b>Kansas*</b>																		
<b>TCU*</b>																		
at Iowa State*																		
<b>Houston*</b>																		
at Texas*																		
Big 12 Tournament																		
Big 12 Tournament																		
Big 12 Tournament																		
<b>Averages</b>	15.5-16.1	44.9-38.4	+6.5	16.0-14.8	45.1-37.0	+8.2	18.3-16.6	47.1-41.6	+5.5	18.3-17.7	45.8-36.3	+9.5	9.0-6.0	33.3-14.3	+19.0	68.0-65.2	45.5-38.2	+7.3
<b>In Big 12 Play</b>	13.4-16.9	39.2-40.9	-1.1	15.5-15.3	45.2-37.4	+5.1	18.3-18.0	45.7-42.2	+3.6	18.2-18.5	43.4-37.6	+3.8	--	--	--	65.4-68.8	43.2-39.4	+2.5

2022-23 OFFENSIVE TRENDS (BYU-OPPONENT)													
Opponent	Points Off TO		Points/Paint		2nd Chance Points		Fastbreak Points		Bench Points		Big Run	Big Lead	
at Montana State	14	18	18	26	8	6	9	6	2	23	13	11	
<b>Weber State</b>	22	12	40	16	7	0	13	2	16	10	23	33	
<b>Utah Valley</b>	13	10	32	22	13	2	2	2	9	23	7	7	
vs. Wake Forest!	15	17	26	24	16	9	4	6	16	19	13	27	
vs. Saint Louis!	10	8	28	10	14	2	12	8	30	26	8	24	
<b>LMU</b>	17	9	32	30	7	6	7	3	19	22	12	19	
at Wyoming	9	13	38	48	4	20	2	2	24	31	8	2	
at Utah	11	14	40	26	9	6	3	10	18	11	9	0	
<b>Utah State</b>	23	14	28	32	3	6	19	8	14	20	10	16	
<b>Boise State</b>	11	10	30	28	4	7	10	5	12	19	7	18	
<b>Idaho State</b>	21	24	34	26	15	16	15	7	7	29	18	6	
at Missouri State	14	28	24	30	9	10	1	2	14	20	10	8	
vs. Nevada^	12	12	36	30	14	10	6	12	8	15	13	21	
at TCU*	5	12	20	38	5	10	7	12	12	0	10	0	
<b>Oklahoma*</b>	7	18	20	36	14	20	11	14	11	29	10	0	
<b>Iowa State*</b>	17	8	42	24	13	21	6	6	13	16	8	8	
at Houston*	11	27	36	28	13	10	8	8	19	29	14	1	
<b>Cincinnati*</b>	20	14	32	20	9	5	6	1	15	8	8	14	
at Oklahoma State*	17	38	26	42	8	7	8	20	15	2	6	0	
<b>Texas Tech*</b>	11	12	28	18	15	11	5	2	6	25	9	15	
at Kansas State*	6	17	42	22	12	9	6	9	2	8	11	5	
at Kansas*	14	20	20	36	9	17	6	5	7	4	8	0	
<b>West Virginia</b>	4	29	22	38	12	8	4	13	25	9	7	0	
<b>Baylor</b>	9	21	38	24	8	7	7	4	19	28	8	16	
at Cincinnati*	2	17	34	26	2	8	9	6	9	5	6	13	
at UCF*	16	14	32	26	6	11	10	6	5	7	11	14	
<b>Kansas*</b>													
<b>TCU*</b>													
at Iowa State*													
<b>Houston</b>													
at Texas													
Big 12 Tournament													
Big 12 Tournament													
Big 12 Tournament													
<b>Per Game/Total</b>	12.7 (331)	16.8 (436)	30.7 (798)	27.9 (726)	9.6 (249)	9.4 (244)	7.6 (197)	6.8 (178)	13.3 (347)	16.8 (438)	23	33	
Led/Trailed/Tied Record	Led: 9 (8-1) Trail: 16 (6-10) Tied: 1 (1-0)	Led: 17 (13-4) Trail: 9 (2-7) Tied: 0 (0-0)	Led: 14 (9-5) Trail: 11 (5-6) Tied: 0 (0-0)	Led: 13 (11-2) Trail: 9 (2-7) Tied: 4 (1-3)	Led: 9 (4-5) Trail: 17 (11-6) Tied: 0 (0-0)								



A LOOK INTO THE STARTING 5					
Opponent	(1)	(2)	(3)	(4)	(5)
at Montana State	1. Whiting	10. Woolston	11. Smiler	30. Davenport	12. Gustin
Weber State	1. Whiting	10. Woolston	11. Smiler	30. Davenport	12. Gustin
Utah Valley	1. Whiting	10. Woolston	11. Smiler	30. Davenport	12. Gustin
vs. Wake Forest!	1. Whiting	10. Woolston	11. Smiler	30. Davenport	12. Gustin
vs. Saint Louis!	1. Whiting	10. Woolston	11. Smiler	30. Davenport	12. Gustin
LMU	1. Whiting	10. Woolston	11. Smiler	30. Davenport	12. Gustin
at Wyoming	1. Whiting	10. Woolston	11. Smiler	30. Davenport	12. Gustin
at Utah	1. Whiting	3. Falatea	10. Woolston	11. Smiler	12. Gustin
Utah State	1. Whiting	10. Woolston	11. Smiler	30. Davenport	12. Gustin
Boise State	1. Whiting	10. Woolston	11. Smiler	12. Gustin	25. Calvert
Idaho State	1. Whiting	10. Woolston	11. Smiler	12. Gustin	25. Calvert
at Missouri State	1. Whiting	10. Woolston	11. Smiler	12. Gustin	25. Calvert
vs. Nevada^	1. Whiting	10. Woolston	30. Davenport	12. Gustin	25. Calvert
at TCU*	1. Whiting	10. Woolston	11. Smiler	12. Gustin	25. Calvert
Oklahoma*	1. Whiting	10. Woolston	11. Smiler	12. Gustin	25. Calvert
Iowa State*	1. Whiting	10. Woolston	11. Smiler	12. Gustin	25. Calvert
at Houston*	1. Whiting	10. Woolston	11. Smiler	12. Gustin	25. Calvert
Cincinnati*	1. Whiting	10. Woolston	11. Smiler	12. Gustin	25. Calvert
at Oklahoma State*	1. Whiting	10. Woolston	11. Smiler	12. Gustin	25. Calvert
Texas Tech*	1. Whiting	10. Woolston	11. Smiler	12. Gustin	25. Calvert
at Kansas State*	1. Whiting	10. Woolston	11. Smiler	12. Gustin	25. Calvert
at Kansas*	1. Whiting	10. Woolston	11. Smiler	12. Gustin	25. Calvert
West Virginia*	1. Whiting	10. Woolston	11. Smiler	24. Bubakar	12. Gustin
Baylor*	1. Whiting	10. Woolston	11. Smiler	24. Bubakar	12. Gustin
at Cincinnati*	1. Whiting	10. Woolston	11. Smiler	24. Bubakar	12. Gustin
at UCF*	1. Whiting	10. Woolston	11. Smiler	24. Bubakar	12. Gustin
Kansas*					
TCU*					
at Iowa State*					
Houston*					
at Texas*					
Big 12 Tournament					
Big 12 Tournament					
Big 12 Tournament					
Win-Loss Record	(1)	(2)	(3)	(4)	(5)
3-8	1. Whiting	10. Woolston	11. Smiler	12. Gustin	25. Calvert
8-1	1. Whiting	10. Woolston	11. Smiler	30. Davenport	12. Gustin
3-1	1. Whiting	10. Woolston	11. Smiler	24. Bubakar	12. Gustin
1-0	1. Whiting	10. Woolston	30. Davenport	12. Gustin	25. Calvert
0-1	1. Whiting	3. Falatea	10. Woolston	11. Smiler	12. Gustin

DOUBLE-DOUBLE TRACKER					
Player	Season	Career	Last	Pts	Reb.
Lauren Gustin	24	80	UCF (2/13/24)	22	15
Emma Calvert	1	1	Cincinnati (1/13/24)	11	10
Amari Whiting	1	1	Idaho State (12/16/23)	14	12
Kailey Woolston	1	1	Utah Valley (11/14/23)	19	10
<b>BYU Total</b>	<b>27</b>	<b>83</b>	<b>UCF (2/13/24)</b>	<b>22</b>	<b>15</b>

\*Includes double-doubles at previous NCAA Division I schools

GAMES PLAYED/STARTED				
Player	Season		Career	
	GP	GS	GP	GS
11. Kaylee Smiler	25 (14-11)	25 (14-11)	129	54
12. Lauren Gustin	26 (15-11)	26 (15-11)	112	112
25. Emma Calvert	26 (15-11)	13 (5-8)	82	42
24. Rose Bubakar	26 (15-11)	4 (3-1)	77	15
30. Lauren Davenport	25 (14-11)	9 (8-1)	69*	23*
5. Arielle Mackey-Williams	0 (0-0)	0 (0-0)	52	24
21. Heather Hamson	12 (9-3)	0 (0-0)	32	0
1. Amari Whiting	26 (15-11)	26 (15-11)	26 (15-11)	26 (15-11)
10. Kailey Woolston	26 (15-11)	26 (15-11)	26 (15-11)	26 (15-11)
4. Ali'a Matavao	19 (11-8)	0 (0-0)	19 (11-8)	0
20. Marina Mata	11 (8-3)	0 (0-0)	11 (8-3)	0
15. McKinley Willardson	5 (3-2)	0 (0-0)	5 (3-2)	0
2. Kylie Krebs	1 (1-0)	0 (0-0)	1 (1-0)	0

\*Includes games played and starts at previous NCAA Division I schools







# AMBER WHITING

## HIGHLIGHTS

- Won 2022 state championship at Burley High School (Idaho)
- 2022 4A Idaho Statesman Coach of the Year
- Conference Coach of the Year
- Back-to-back region titles in 2021 and 2022
- 70-37 record in four seasons at Burley High School

Shoe Circuit for the Natalie Williams Basketball Academy.

Whiting was the director of Utah Hard Knox, one of the most successful AAU programs in Utah, consistently producing Division I talent for both men's and women's programs across the state.

A standout at Snow College, Whiting was the team MVP for two straight years and was an All-America honorable mention in 1999 as a member of the SWAC All-Tournament team. She led team in scoring and assists and was honored as the Female Athlete of the Year in 1997 at Fremont High School.

Whiting was an All-Region Team selection in back-to-back season with the Badgers. Following her two-year career with Snow College, Whiting went on to play one season at Weber State where she averaged 5.0 points per game before transferring to BYU for the 2000-01 season.

Whiting graduated from BYU with a degree and teaching credential in history in 2001 with a minor in psychology. She went on to earn a master's degree in professional learning communities from Grand Canyon University.

She is married to former NJCAA All-American men's player Trent Whiting, who played at Snow College and Utah before finishing his collegiate career at BYU in 2001 where he averaged 14.2 points per game and was an all-conference selection. Trent played professionally overseas in Italy for 12 years.

Whiting, from Ogden, Utah, is the seventh head coach of BYU women's basketball since becoming an NCAA program in 1972. The 2023-24 season will be Whiting's second season at the helm of the program that posted a 16-17 record in her first season.

Whiting served as the head coach of the Burley High School girls team in Idaho from 2018-2022 where she won the 2022 state championship, just the third in school history. She was named the 4A Idaho Statesman Coach of the Year, the conference coach of the year and helped the Bobcats to back-to-back region titles.

While at Burley, Whiting took a program with just five wins in her first year to improvement every season including three consecutive 20-win seasons, culminating in a 25-1 campaign and title run in 2021-22. Whiting's record as a head coach at Burley was 70-37 over four seasons.

In addition to coaching at the high school level, Whiting was also the head coach for the Adidas 17U 3SSB Select Team for the Spring/Summer

### WHITING'S SECOND CAMPAIGN

#### EDUCATION

- BYU (2001, B.A. in Elementary Education)
- Grand Canyon (Professional Learning Communities)
- Newport High School in Bellevue, Wash. (1991)

#### COACHING EXPERIENCE

- BYU Head Coach (2022-present)
- Burley High School Head Coach (2018-22)
- Utah Hard Knox – Director
- Adidas 17U 3SSB Select Team - Natalie Williams Basketball Academy

#### PLAYING CAREER

Played two seasons at Snow College (1997-99)

- Team MVP for two-straight seasons
- 1999 All-American Honorable Mention
- 1999 SWAC All-Tournament Team
- Led the Badgers in scoring and assists
- 1998 and 1998 All-Region Team selection

Played one season at Weber State (1999-2000)

- Averaged 5.0 points per game
- Played one season at BYU (2000-01)

### WHITING'S HEAD COACHING RECORD

Season	School	Overall	Pct.	Home	Pct.	Away	Pct.	Neutral	Pct.	Conf.	Pct.	Conf. Tourney	WNIT	NCAA
2022-23	BYU	16-17	.485	7-9	.438	6-6	.500	3-2	.600	9-9	.500	2-1	0-1	--
2023-24	BYU	15-11	.577	9-3	.750	3-8	.272	3-0	1.000	5-8	.385	---	---	--
<b>CAREER</b>	<b>BYU</b>	<b>31-28</b>	<b>.525</b>	<b>16-12</b>	<b>.571</b>	<b>9-14</b>	<b>.391</b>	<b>6-2</b>	<b>.750</b>	<b>14-17</b>	<b>.452</b>	<b>2-1</b>	<b>0-1</b>	<b>--</b>



**WHITING VS. ALL OPPONENTS**

Opponent	Overall	Last Meeting	Score	Next Meeting
Ball State	0-1	Nov. 26, 2022	L, 61-56	
Baylor	1-0	Feb. 7, 2024	W, 78-66	
Boise State	2-0	Dec. 9, 2023	W, 65-50	
Carroll College	1-0	Nov. 23, 2022	W, 71-47	
Cincinnati	2-0	Feb. 10, 2024	W, 69-57	
Colorado State	0-1	Nov. 8, 2022	L, 82-62	
Gonzaga	0-3	Mar. 6, 2023	L, 79-64	
Houston	0-1	Jan. 10, 2024	L, 69-79	Feb. 28, 2024
Idaho State	1-0	Dec. 16, 2023	W, 79-76 OT	
Iowa State	0-1	Jan. 6, 2024	L, 75-80	Feb. 24, 2024
Kansas	0-1	Jan. 31, 2024	L, 53-67	Feb. 17, 2024
Kansas State	0-1	Jan. 27, 2024	L, 65-67	
LMU	3-0	Nov. 25, 2023	W, 74-58	
Missouri State	0-1	Dec. 20, 2023	L, 55-56	
Montana State	1-1	Nov. 7, 2023	W, 68-60	
Monmouth	1-0	Dec. 21, 2022	W, 70-50	
Oklahoma	0-2	Jan. 17, 2024	L, 75-63	
Oklahoma State	---	Jan. 17, 2024	L, 50-82	
Nevada	---	Dec. 21, 2023	W, 72-59	
Pacific	1-1	Jan. 28, 2023	L, 79-66	
Pepperdine	2-1	Mar. 3, 2023	W, 74-59	
Portland	0-2	Feb. 27, 2023	L, 61-49	
Rice	0-1	Mar. 17, 2023	L, 71-67	
Saint Louis	1-0	Nov. 21, 2023	W, 87-66	
Saint Mary's	2-0	Jan. 26, 2023	W, 74-59	
San Diego	1-1	Feb. 4, 2023	L, 52-49	
San Francisco	2-1	Mar. 4, 2023	W, 66-56	
Santa Clara	1-1	Feb. 16, 2023	W, 78-72	
TCU	0-1	Dec. 30, 2023	L, 67-81	Feb. 21, 2024
Texas	---	---	---	Mar. 2, 2024
Texas Tech	1-0	Jan. 20, 2024	W, 60-48	
Troy	0-1	Nov. 19, 2022	L, 68-62	
UCF	1-0	Feb. 13, 2024	W, 64-60	
Utah	0-2	Dec. 2, 2023	L, 68-87	
Utah State	1-0	Dec. 5, 2023	W, 72-66	
Utah Valley	1-0	Nov. 14, 2023	W, 59-44	
Wake Forest	1-0	Nov. 18, 2023	W, 67-44	
Washington State	1-0	Nov. 18, 2022	W, 65-56	
Weber State	1-0	Nov. 10, 2023	W, 77-49	
West Virginia	0-1	Feb. 3, 2024	L, 69-76	
Westminster	1-0	Oct. 27, 2022	W, 72-51 (Exh.)	
Wyoming	0-1	Nov. 28, 2023	L, 74-86	

Career Record	Overall	Conf.	Home	Road	Neutral
	31-28	14-17	15-12	9-14	6-2



**WHITING VS. RANKED OPPONENTS**

Rank	Opponent	Score	Date
4	at Kansas State	L, 65-67	Jan. 27, 2024
12	at Utah	L, 68-87	Dec. 2, 2023
15	Utah	L, 76-59	Dec. 10, 2022
16	vs. Gonzaga (WCC Tourn.)	L, 79-64	Mar. 6, 2023
16	Oklahoma	L, 77-66	Nov. 15, 2022
18	Baylor	W, 78-66	Feb. 7, 2024
18	Gonzaga	L, 58-51	Feb. 25, 2023
23	West Virginia	L, 69-76	Feb. 3, 2024
23	at TCU	L, 67-81	Dec. 30, 2023
23	at Gonzaga	L, 67-58	Dec. 17, 2023

No. 1-5	No. 6-10	No. 11-15	No. 16-20	No. 21-25	Overall
0-1	0-0	0-2	1-3	0-3	1-9

**WHITING VS. ALL CONFERENCES**

ACC	1-0	Missouri Valley	0-1
American Athletic	0-1	Mountain West	6-2
Atlantic 10	1-0	Non D-1	1-0
Atlantic Sun	0-0	Ohio Valley	0-0
<b>Big 12</b>	<b>5-9</b>	Pac-12	1-2
Big East	0-0	SEC	0-0
Big Sky	3-1	Southland	0-0
Big West	0-0	Summit	0-0
Colonial Athletic	1-0	Sun Belt	0-1
Conference USA	0-0	SWAC	0-0
Horizon	0-0	WAC	1-0
MAC	0-1	West Coast	12-10

The couple has two children, Jace and Amari. Jace plays basketball at Boise State where he averaged 15.8 minutes, shot 41.6 percent from the field while averaging 3.1 points, 1.7 rebounds and 1.3 assists.. Amari missed her senior season because of injury, but will be entering her freshman year at BYU as a member of Whiting's 2023-24 squad. "I am super excited about the opportunity to be the head coach at BYU," Whiting said. "I've been in basketball my whole life playing, coaching and developing players, and I am looking forward to doing it again at this level. Coach Judkins established a great tradition of winning and a strong culture with some incredible players. I can't wait to get on board and continue that legacy and surround myself with a great staff. I am ready to get to work."



1



# AMARI WHITING

FRESHMAN | 5-10 | GUARD | BURLEY, IDAHO | BURLEY HIGH SCHOOL

**High School**  
 2022 Idaho Gatorade Player of the Year ... 4A All-Idaho Player of the Year (2021 & 2022) ... GB7 Conference Player of the Year (2021 & 2022) ... Times News Player of the Year (2020, 2021, 2022) ... 2022 4A Idaho State Champions ... 2022 SBlive Idaho Player of the Year ... 2022 IdahoSports 4A Tournament Player of the Year ... 2020 GB10 All-Conference First Team ... 2x WBCA Player of the Week ... 4x SBlive ID Player of the Week ... IHSAA Athlete of the Week ... 4.0 High School GPA ... High Honors Society ...

**Personal**  
 Born in Burley, Idaho ... Daughter of Trent and Amber Whiting ... Older brother Jace plays basketball at Boise State University ... Father Trent (2000-01) and mother Amber (2000-01) played basketball at BYU ... Also recruited by Oregon, Arizona, Stanford, UCLA, Utah ... Committed to Oregon in 2021, but flipped her commitment to BYU during the summer of 2022

Instagram: [amari.whiting](#)  
 Twitter: [amari\\_whiting](#)  
 TikTok: [amariwhiting](#)

**SEASON HIGHS**

Points:	19	Utah State (12/5/23)
Rebounds:	12	Idaho State (12/16/23)
Assists:	9 (x2)	No. 18 Baylor (2/7/24)
Steals:	4 (x2)	Iowa State (1/6/24)
Blocks:	1 (x7)	at Cincinnati (2/10/24)
Field Goals:	6	Utah State (12/5/23)
3-Pointers:	2 (x7)	No. 18 Baylor (2/7/24)
Free Throws:	8	at Montana State (11/7/23)
Minutes:	39 (OT)	Idaho State (12/16/23)

**CAREER HIGHS**

Points:	19	Utah State (12/5/23)
Rebounds:	12	Idaho State (12/16/23)
Assists:	9 (x2)	No. 18 Baylor (2/7/24)
Steals:	4 (x2)	Iowa State (1/6/24)
Blocks:	1 (x7)	at Cincinnati (2/10/24)
Field Goals:	6	Utah State (12/5/23)
3-Pointers:	2 (x7)	No. 18 Baylor (2/7/24)
Free Throws:	8	at Montana State (11/7/23)
Minutes:	39 (OT)	Idaho State (12/16/23)

**PRODUCTION TRACKER**

Had a double-double	1 (1-0)	1 (1-0)
Scored 10+ points	16 (10-6)	16 (10-6)
Scored 20+ points	-(0-0)	-(0-0)
Led BYU in scoring	2 (1-1)	2 (1-1)
Led BYU in rebounds	-(0-0)	-(0-0)
Led BYU in assists	9 (4-5)	9 (4-5)
Led BYU in steals	6 (1-5)	6 (1-5)
Led BYU in blocks	4 (1-3)	4 (1-3)
Made 5+ FGs	7 (5-2)	7 (5-2)
Made 3+ 3-pt FGs	-(0-0)	-(0-0)
Had 3+ assists	16 (7-9)	16 (7-9)
Had 5+ assists	8 (3-5)	8 (3-5)
Had 3+ steals	7 (5-2)	7 (5-2)
Had 5+ rebounds	11 (7-4)	11 (7-4)

**2023-24 GAME-BY-GAME**

OPPONENT	DATE	MIN.	FG-FGA	PCT	3FG-FGA	PCT	FT-FTA	PCT	OFF	DEF	REB	AST	BLK	STL	PF	TO	PTS	AVG
at Montana State	11/7	29	5-9	.556	0-2	.000	8-11	.727	0	7	7	5	0	3	2	7	18	18.0
Weber State	11/10	24	3-8	.375	0-1	.000	2-4	.500	2	3	5	4	0	3	3	1	8	13.0
Utah Valley	11/14	31	5-13	.385	1-3	.333	2-3	.666	1	8	9	2	0	2	3	1	13	13.0
vs. Wake Forest	11/18	25	3-10	.300	1-1	1.000	0-0	.000	2	2	4	3	0	3	2	2	7	11.5
vs. Saint Louis	11/21	26	5-9	.556	1-2	.500	3-4	.750	2	2	4	4	0	0	4	2	14	12.0
LMU	11/25	30	2-5	.400	1-1	1.000	2-5	.400	1	0	1	1	0	1	3	2	7	11.2
at Wyoming	11/28	32	4-8	.500	2-3	.667	4-4	1.000	0	3	3	4	1	1	2	0	14	11.6
at Utah	12/2	27	3-10	.300	1-2	.500	0-0	.000	1	4	5	5	0	0	1	1	7	11.0
Utah State	12/5	29	6-11	.545	0-3	.000	7-8	.875	0	2	2	3	1	3	4	4	19	11.9
Boise State	12/9	30	1-6	.167	0-4	.000	3-4	.750	0	4	4	4	0	1	2	3	5	11.2
Idaho State	12/16	39	3-10	.300	1-3	.333	7-12	.583	1	11	12	6	1	4	1	3	14	11.5
at Missouri State	12/20	31	3-11	.272	1-5	.200	1-2	.500	0	5	5	3	0	1	4	3	8	11.2
vs. Nevada	12/21	29	4-7	.571	2-4	.500	1-2	.500	1	7	8	2	0	1	3	5	11	11.2
at TCU	12/30	34	3-8	.375	2-6	.333	5-6	.833	0	5	5	6	0	1	3	0	13	11.3
Oklahoma	1/3	35	2-10	.200	1-4	.250	1-1	1.000	2	3	5	3	0	0	3	2	6	10.9
Iowa State	1/6	33	5-9	.555	0-2	.000	2-3	.667	0	2	2	9	0	4	3	3	12	11.0
at Houston	1/10	36	5-8	.625	2-3	.667	3-4	.750	0	1	1	6	0	0	3	6	15	11.2
Cincinnati	1/13	30	4-7	.571	1-3	.333	1-3	.333	0	6	6	4	0	0	4	4	10	11.2
at Oklahoma State	1/17	28	3-9	.333	1-2	.200	2-5	.400	1	4	5	0	1	2	2	1	9	11.1
Texas Tech	1/20	31	2-10	.200	0-1	.000	3-6	.500	2	4	6	2	0	2	1	2	7	10.9
at Kansas State	1/27	34	3-7	.429	2-3	.667	2-2	1.000	0	4	4	4	1	2	4	2	10	10.8
at Kansas	1/31	34	4-6	.667	1-2	.500	1-5	.200	2	3	5	6	0	1	3	3	10	10.8
West Virginia	2/3	31	2-6	.333	2-4	.500	2-2	1.000	0	4	4	1	1	3	5	6	8	10.7
Baylor	2/7	36	5-8	.625	2-3	.667	2-3	.667	0	8	8	9	0	2	3	6	14	10.8
at Cincinnati	2/10	33	4-10	.400	0-2	.000	2-2	1.000	0	7	7	2	1	0	2	4	10	10.8
at UCF	2/13	32	4-10	.400	0-3	.000	3-7	.429	1	4	5	1	0	0	3	4	11	10.8
Kansas	2/17																	
TCU	2/21																	
at Iowa State	2/25																	
Houston	2/28																	
at Texas	3/2																	
Big 12 1st Round	3/7																	
Big 12 2nd Round	3/8																	
Big 12 Quarterfinals	3/9																	
Big 12 Semifinals	3/11																	
Big 12 Championship	3/12																	

**CAREER STATISTICS**

YEAR	GP-GS	MPG	FG-FGA	PCT	3FG-A	PCT	FT-FTA	PCT	OFF-DEF-REB	R/GM	PF-D	A	A/GM	TO	BLK	B/GM	STL	S/GM	PTS	AVG
2023-2024	26-26	31.2	93-225	.413	25-75	.333	69-108	.639	19-113-132	5.1	73-1	99	3.81	77	7	0.3	40	1.5	280	10.8
--	--	--	--	--	--	--	--	--	--	--	--	--	--	--	--	--	--	--	--	--
--	--	--	--	--	--	--	--	--	--	--	--	--	--	--	--	--	--	--	--	--
--	--	--	--	--	--	--	--	--	--	--	--	--	--	--	--	--	--	--	--	--
<b>TOTAL</b>	<b>26-26</b>	<b>31.2</b>	<b>93-225</b>	<b>.413</b>	<b>25-75</b>	<b>.333</b>	<b>69-108</b>	<b>.639</b>	<b>19-113-132</b>	<b>5.1</b>	<b>73-1</b>	<b>99</b>	<b>3.81</b>	<b>77</b>	<b>7</b>	<b>0.3</b>	<b>40</b>	<b>1.5</b>	<b>280</b>	<b>10.8</b>

**BIG 12 CAREER STATISTICS**

YEAR	GP-GS	MPG	FG-FGA	PCT	3FG-A	PCT	FT-FTA	PCT	OFF-DEF-REB	R/GM	PF-D	A	A/GM	TO	BLK	B/GM	STL	S/GM	PTS	AVG
2023-24	13-13	33.0	46-108	.426	14-41	.341	29-49	.592	8-55-63	4.8	39-1	53	4.1	43	3	0.3	17	1.3	135	10.4
<b>TOTAL</b>	<b>13-13</b>	<b>33.0</b>	<b>46-108</b>	<b>.426</b>	<b>14-41</b>	<b>.341</b>	<b>29-49</b>	<b>.592</b>	<b>8-55-63</b>	<b>4.8</b>	<b>39-1</b>	<b>53</b>	<b>4.1</b>	<b>43</b>	<b>3</b>	<b>0.3</b>	<b>17</b>	<b>1.3</b>	<b>135</b>	<b>10.4</b>



2



# KYLIE KREBS

JUNIOR | 5-7 | GUARD | OAHU, HAWAII | GLENDALE COMMUNITY COLLEGE  
2022-23 (Glendale Community College)

2021-22 (Glendale Community College)

**Before BYU**

Two-year honor roll honoree at Glendale Community College...6A All-District First Team...6A Desert Valley All-Region Second Team...Grew up on the North Shore of Oahu, Hawaii where she was a competitive surfer

**Personal**

Born in Peoria, Arizona...Daughter of Kenny and Katharine Krebs...Brothers Brock and Kason played football for BYU, Kaulin and Kameron played football for Cal Berkeley, Kelsea played water polo for Arizona State and Kallee played rugby for Arizona State...Majoring in business

**2023-24 GAME-BY-GAME**

OPPONENT	DATE	MIN.	FG-FGA	PCT	3FG-FGA	PCT	FT-FTA	PCT	OFF	DEF	REB	AST	BLK	STL	PF	TO	PTS	AVG
at Montana State	11/7																	
Weber State	11/10																	
Utah Valley	11/14																	
vs. Wake Forest	11/18																	
vs. Saint Louis	11/21																	
LMU	11/25																	
at Wyoming	11/28																	
at Utah	12/2																	
Utah State	12/5																	
Boise State	12/9	1	0-0	.000	0-0	.000	0-0	.000	0	0	0	0	0	0	0	0	0	0.0
Boise State (12/9/23)	12/16																	
at Missouri State	12/20																	
vs. Nevada	12/21																	
at TCU	12/30																	
Oklahoma	1/3																	
Iowa State	1/6																	
at Houston	1/10																	
Cincinnati	1/13																	
at Oklahoma State	1/17																	
Texas Tech	1/20																	
Boise State (12/9/23)	1/27																	
at Kansas State	1/27																	
at Kansas	1/31																	
West Virginia	2/3																	
Baylor	2/7																	
at Cincinnati	2/10																	
at UCF	2/13																	
Kansas	2/17																	
TCU	2/21																	
at Iowa State	2/25																	
Houston	2/28																	
at Texas	3/2																	
Big 12 1st Round	3/7																	
Big 12 2nd Round	3/8																	
Big 12 Quarterfinals	3/9																	
Big 12 Semifinals	3/11																	
Big 12 Championship	3/12																	

SEASON HIGHS

Points: --  
Rebounds: --  
Assists: --  
Steals: --  
Blocks: --  
Field Goals: --  
3-Pointers: --  
Free Throws: --  
Minutes: 1

CAREER HIGHS

Points: --  
Rebounds: --  
Assists: --  
Steals: --  
Blocks: --  
Field Goals: --  
3-Pointers: --  
Free Throws: --  
Minutes: 1

PRODUCTION TRACKER

Had a double-double -- (0-0)  
Scored 10+ points -- (0-0)  
Scored 20+ points -- (0-0)  
Led BYU in scoring -- (0-0)  
Led BYU in rebounds -- (0-0)  
Led BYU in assists -- (0-0)  
Led BYU in steals -- (0-0)  
Led BYU in blocks -- (0-0)  
Made 5+ FGs -- (0-0)  
Made 3+ 3-pt FGs -- (0-0)  
Had 3+ assists -- (0-0)  
Had 3+ blocks -- (0-0)  
Had 5+ rebounds -- (0-0)  
Had 10+ rebounds -- (0-0)

2023-24 Career  
-- (0-0) -- (0-0)  
-- (0-0) -- (0-0)  
-- (0-0) -- (0-0)  
-- (0-0) -- (0-0)  
-- (0-0) -- (0-0)  
-- (0-0) -- (0-0)  
-- (0-0) -- (0-0)  
-- (0-0) -- (0-0)  
-- (0-0) -- (0-0)  
-- (0-0) -- (0-0)  
-- (0-0) -- (0-0)  
-- (0-0) -- (0-0)  
-- (0-0) -- (0-0)  
-- (0-0) -- (0-0)  
-- (0-0) -- (0-0)  
-- (0-0) -- (0-0)  
-- (0-0) -- (0-0)  
-- (0-0) -- (0-0)  
-- (0-0) -- (0-0)  
-- (0-0) -- (0-0)

**CAREER STATISTICS**

YEAR	GP-GS	MPG	FG-FGA	PCT	3FG-A	PCT	FT-FTA	PCT	OFF-DEF-REB	R/GM	PF-D	A	A/GM	TO	BLK	B/GM	STL	S/GM	PTS	AVG
2023-2024	1-0	0.5	0-0	.000	0-0	.000	0-0	.000	0-0-0	0.0	0-0	0	0.0	0	0	0.0	0	0.0	0	0.0
--	--	--	--	--	--	--	--	--	--	--	--	--	--	--	--	--	--	--	--	--
--	--	--	--	--	--	--	--	--	--	--	--	--	--	--	--	--	--	--	--	--
--	--	--	--	--	--	--	--	--	--	--	--	--	--	--	--	--	--	--	--	--
<b>TOTAL</b>	<b>1-0</b>	<b>0.5</b>	<b>0-0</b>	<b>.000</b>	<b>0-0</b>	<b>.000</b>	<b>0-0</b>	<b>.000</b>	<b>0-0-0</b>	<b>0.0</b>	<b>0-0</b>	<b>0</b>	<b>0.0</b>	<b>0</b>	<b>0</b>	<b>0.0</b>	<b>0</b>	<b>0.0</b>	<b>0</b>	<b>0.0</b>

**BIG 12 CAREER STATISTICS**

YEAR	GP-GS	MPG	FG-FGA	PCT	3FG-A	PCT	FT-FTA	PCT	OFF-DEF-REB	AVG	PF-D	A	AVG	TO	BLK	AVG	STL	AVG	PTS	AVG
2023-24	--	--	--	--	--	--	--	--	--	--	--	--	--	--	--	--	--	--	--	--
<b>TOTAL</b>	<b>0-0</b>	<b>0.0</b>	<b>0-0</b>	<b>.000</b>	<b>0-0</b>	<b>.000</b>	<b>0-0</b>	<b>.000</b>	<b>0-0-0</b>	<b>0.0</b>	<b>0-0</b>	<b>0</b>	<b>0.0</b>	<b>0</b>	<b>0</b>	<b>0.0</b>	<b>0</b>	<b>0.0</b>	<b>0</b>	<b>0.0</b>



4

# ALI'A MATAVAO

FRESHMAN | 6-0 | FORWARD | LAS VEGAS, NEVADA | LIBERTY HIGH SCHOOL



**High School**

2023 Nevada Gatorade Player of the Year ... 2022 Nevada Gatorade PoY ... Nevada 5A PoY (2022 & 2023) ... Nevada 5A First Team All-Conference (2022 & 2023) ... Liberty High School Athlete of the Year (2023) ... Nevada Las Vegas Sun Super Seven (2022 & 2023) ... Max Preps First Team ... Captain of basketball and volleyball teams ... 2023 State Shot Put Champion ... 2023 State Long Jump Champion ... NIAA Championship team points leader ... Holds school records in long jump, 4x100 and 4x200 team relays ... Heavily recruited soccer forward ... Four-sport varsity athlete at Liberty High School (basketball, soccer, track/field, volleyball)

**Personal**

Born in Las Vegas, Nevada ... Parents are Newel and Leslie Mata'avao ... Second of five children: Moliki, Myla, Kingston and Isley ... Her father, Newel played football at Ricks College (1996) and Northern State University (2001) ... Her brother, Moliki currently plays football at UCLA ... Also recruited by Cal State Fullerton, Hawaii, Niagara, Portland State, San Diego State, UNLV, Washington and Wisconsin

Instagram: [aliamatavao](#)  
Twitter: [Aliamatavao](#)  
TikTok: [alialaniii](#)

**SEASON HIGHS**

Points: 5 vs. Wake Forest (11/18/23)  
Rebounds: 2 (x2) at Oklahoma St. (1/17/24)  
Assists: 2 vs. Nevada (12/21/23)  
Steals: 1 (x2) at Kansas State (1/27/24)  
Blocks: 1 vs. Nevada (12/21/23)  
Field Goals: 2 at Oklahoma St. (1/17/24)  
3-Pointers: -  
Free Throws: 3 vs. Wake Forest (11/18/23)  
Minutes: 17 vs. Nevada (12/21/23)

**CAREER HIGHS**

Points: 5 vs. Wake Forest (11/18/23)  
Rebounds: 2 (x2) at Oklahoma St. (1/17/24)  
Assists: 2 vs. Nevada (12/21/23)  
Steals: 1 (x2) at Kansas State (1/27/24)  
Blocks: 1 vs. Nevada (12/21/23)  
Field Goals: 2 at Oklahoma St. (1/17/24)  
3-Pointers: -  
Free Throws: 3 vs. Wake Forest (11/18/23)  
Minutes: 17 vs. Nevada (12/21/23)

**PRODUCTION TRACKER**

Had a double-double	- (0-0)	- (0-0)
Scored 10+ points	- (0-0)	- (0-0)
Scored 20+ points	- (0-0)	- (0-0)
Led BYU in scoring	- (0-0)	- (0-0)
Led BYU in rebounds	- (0-0)	- (0-0)
Led BYU in assists	- (0-0)	- (0-0)
Led BYU in steals	- (0-0)	- (0-0)
Led BYU in blocks	- (0-0)	- (0-0)
Made 5+ FGs	- (0-0)	- (0-0)
Made 3+ 3-pt FGs	- (0-0)	- (0-0)
Had 3+ assists	- (0-0)	- (0-0)
Had 3+ blocks	- (0-0)	- (0-0)
Had 5+ rebounds	- (0-0)	- (0-0)
Had 10+ rebounds	- (0-0)	- (0-0)

**2023-24 GAME-BY-GAME**

OPPONENT	DATE	MIN.	FG-FGA	PCT	3FG-FGA	PCT	FT-FTA	PCT	OFF	DEF	REB	AST	BLK	STL	PF	TO	PTS	AVG
at Montana State	11/7	1	0-0	.000	0-0	.000	0-0	.000	0	0	0	0	0	0	0	0	0	0.0
Weber State	11/10	9	0-3	.000	0-0	.000	0-0	.000	0	2	2	1	0	0	2	1	0	0.0
Utah Valley	11/14	1	0-0	.000	0-0	.000	0-0	.000	0	0	0	0	0	0	1	0	0	0.0
vs. Wake Forest	11/18	11	1-1	1.000	0-0	.000	3-6	.500	1	0	1	0	0	0	2	1	5	1.3
vs. Saint Louis	11/21	8	0-2	.000	0-1	.000	0-0	.000	0	0	0	1	0	0	2	2	0	1.0
LMU	11/25	2	1-1	1.000	0-0	.000	0-0	.000	0	0	0	0	0	0	0	1	2	1.2
at Wyoming	11/28																	DID NOT PLAY
at Utah	12/2	1	0-0	.000	0-0	.000	0-0	.000	0	0	0	0	0	0	0	0	0	1.0
Utah State	12/5	5	0-2	.000	0-1	.000	0-0	.000	0	0	0	0	0	0	1	1	0	0.9
Boise State	12/9	3	0-0	.000	0-0	.000	0-0	.000	0	0	0	0	0	0	0	0	0	0.0
Idaho State	12/16	2	1-1	1.000	0-0	.000	0-0	.000	0	0	0	0	0	0	1	0	2	0.9
at Missouri State	12/20	2	0-1	.000	0-0	.000	0-0	.000	0	0	0	0	0	0	1	1	0	0.8
vs. Nevada	12/21	17	1-6	.167	0-1	.000	0-0	.000	2	1	3	2	1	0	3	2	2	0.9
at TCU	12/30	1	0-0	.000	0-0	.000	0-0	.000	0	1	1	0	0	0	0	0	0	0.8
Oklahoma	1/3	1	0-0	.000	0-0	.000	0-0	.000	0	0	0	0	0	0	0	0	0	0.8
Iowa State	1/6																	DID NOT PLAY
at Houston	1/10	1	0-0	.000	0-0	.000	0-0	.000	0	0	0	0	0	0	0	0	0	0.7
Cincinnati	1/13	2	1-3	.333	0-1	.000	0-0	.000	2	1	3	0	0	0	0	0	2	0.8
at Oklahoma State	1/17	11	2-6	.333	0-1	.000	0-0	.000	0	2	2	0	0	1	3	1	4	1.0
Texas Tech	1/20																	DID NOT PLAY
at Kansas State	1/27	9	0-3	.000	0-1	.000	0-0	.000	0	1	1	0	0	1	2	2	0	0.9
at Kansas	1/31	0	0-0	.000	0-0	.000	0-0	.000	0	0	0	0	0	0	2	1	0	0.9
West Virginia	2/3																	DID NOT PLAY (INJURY)
Baylor	2/7																	DID NOT PLAY (INJURY)
at Cincinnati	2/10																	DID NOT PLAY (INJURY)
at UCF	2/13																	DID NOT PLAY (INJURY)
Kansas	2/17																	
TCU	2/21																	
at Iowa State	2/25																	
Houston	2/28																	
at Texas	3/2																	
Big 12 1st Round	3/7																	
Big 12 2nd Round	3/8																	
Big 12 Quarterfinals	3/9																	
Big 12 Semifinals	3/11																	
Big 12 Championship	3/12																	

**CAREER STATISTICS**

YEAR	GP-GS	MPG	FG-FGA	PCT	3FG-A	PCT	FT-FTA	PCT	OFF-DEF-REB	R/GM	PF-D	A	A/GM	TO	BLK	B/GM	STL	S/GM	PTS	AVG
2023-2024	19-0	4.6	7-29	.241	0-6	.000	3-8	.375	5-8-13	0.7	20-0	4	0.2	13	1	0.1	2	0.1	17	0.9
-	-	-	-	-	-	-	-	-	-	-	-	-	-	-	-	-	-	-	-	-
-	-	-	-	-	-	-	-	-	-	-	-	-	-	-	-	-	-	-	-	-
-	-	-	-	-	-	-	-	-	-	-	-	-	-	-	-	-	-	-	-	-
<b>TOTAL</b>	<b>19-0</b>	<b>4.6</b>	<b>7-29</b>	<b>.241</b>	<b>0-6</b>	<b>.000</b>	<b>3-8</b>	<b>.375</b>	<b>5-8-13</b>	<b>0.7</b>	<b>20-0</b>	<b>4</b>	<b>0.2</b>	<b>13</b>	<b>1</b>	<b>0.1</b>	<b>2</b>	<b>0.1</b>	<b>17</b>	<b>0.9</b>

**BIG 12 CAREER STATISTICS**

YEAR	GP-GS	MPG	FG-FGA	PCT	3FG-A	PCT	FT-FTA	PCT	OFF-DEF-REB	R/GM	PF-D	A	A/GM	TO	BLK	B/GM	STL	S/GM	PTS	AVG
2023-24	7-0	3.8	3-12	.250	0-3	.000	0-0	.000	2-5-7	1.0	7-0	0	0.0	4	0	0.0	2	0.3	6	0.9
-	-	-	-	-	-	-	-	-	-	-	-	-	-	-	-	-	-	-	-	-
-	-	-	-	-	-	-	-	-	-	-	-	-	-	-	-	-	-	-	-	-
<b>TOTAL</b>	<b>7-0</b>	<b>3.8</b>	<b>3-12</b>	<b>.250</b>	<b>0-3</b>	<b>.000</b>	<b>0-0</b>	<b>.000</b>	<b>2-5-7</b>	<b>1.0</b>	<b>7-0</b>	<b>0</b>	<b>0.0</b>	<b>4</b>	<b>0</b>	<b>0.0</b>	<b>2</b>	<b>0.3</b>	<b>6</b>	<b>0.9</b>



5



# ARIELLE MACKEY-WILLIAMS

JUNIOR | 5-9 | GUARD | NGATI POROU, NEW ZEALAND | TAI WANANGA KI RUAKURA

**2023-24**

Mackey-Williams will miss the 2023-24 season with a knee injury sustained over the summer.

**High School**

Prepped at Tai Wananga Ki Ruakura in New Zealand ... Won 2021 New Zealand Maori Women's National Tournament ... Selected to 2021 New Zealand Tall Ferns camp ... Won 2020 New Zealand 3x3 Women's national basketball tournament with Auckland Dream ... Selected to Junior Tall Ferns New Zealand Women's Team ... Captained the U17 New Zealand U-17 team and named to the All-State 5 team ... 2019 WNBL Melbourne Boomers Development Squad ... 2018 NZ Under 18 3x3 Asia Cup Tournament, finish second to China and selected as the youngest player on the All-Tournament team at age 15 ...

**2022-23**

Was the third-leading scorer for the Cougars at 8.8 points per game on 41.0 percent shooting ... Started 24 of 32 games in 2022-23 while averaging 30.3 minutes per game Dished out 2.1 assists per game

**Personal**

Parents are Dawn Lavery and Joe Mackey ... Youngest of four children ... Majoring in sports media and journalism

**2021-22**

Played in 20 games ... Averaged 2.2 points per game in 7.7 minutes ... Season-high 9 points at Montana State ... Scored 7 points at Pacific ... Was a perfect 8 of 8 from the free-throw line ... Had 18 assists on the season, including 4 against Boise State and 4 at LMU ... Posted 3 rebounds against Boise State and Pepperdine ...

**2023-24 GAME-BY-GAME**

OPPONENT	DATE	MIN.	FG-FGA	PCT	3FG-FGA	PCT	FT-FTA	PCT	OFF	DEF	REB	AST	BLK	STL	PF	TO	PTS	AVG
at Montana State	11/7																	
Weber State	11/10																	
Utah Valley	11/14																	
vs. Wake Forest	11/18																	
vs. Saint Louis	11/21																	
LMU	11/25																	
at Wyoming	11/28																	
at Utah	12/2																	
Utah State	12/5																	
Boise State	12/9																	
Idaho State	12/16																	
at Missouri State	12/20																	
vs. Nevada	12/21																	
at TCU	12/30																	
Oklahoma	1/3																	
Iowa State	1/6																	
at Houston	1/10																	
Cincinnati	1/13																	
at Oklahoma State	1/17																	
Texas Tech	1/20																	
at Kansas State	1/27																	
at Kansas	1/31																	
West Virginia	2/3																	
Baylor	2/7																	
at Cincinnati	2/10																	
at UCF	2/13																	
Kansas	2/17																	
TCU	2/21																	
at Iowa State	2/25																	
Houston	2/28																	
at Texas	3/2																	
Big 12 1st Round	3/7																	
Big 12 2nd Round	3/8																	
Big 12 Quarterfinals	3/9																	
Big 12 Semifinals	3/11																	
Big 12 Championship	3/12																	



Instagram: [ariellemackey](#)

Twitter:

TikTok: [ariellemackey](#)

**SEASON HIGHS**

Points:	—	—————
Rebounds:	—	—————
Assists:	—	—————
Steals:	—	—————
Blocks:	—	—————
Field Goals:	—	—————
3-Pointers:	—	—————
Free Throws:	—	—————
Minutes:	—	—————

**CAREER HIGHS**

Points:	18	at Colorado State (11/8/2022)
Rebounds:	5 (2x)	LMU (2/11/23)
Assists:	6 (2x)	at Pacific (1/28/23)
Steals:	3 (4x)	vs. Gonzaga
Blocks:	0	
Field Goals:	6	at San Francisco (2/18/2023)
3-Pointers:	4	at San Francisco (3/4/23)
Free Throws:	6	at Boise State (12/1/22)
Minutes:	42	Pepperdine (2/9/23)

**PRODUCTION TRACKER**

	2023-24	Career
Had a double-double	— (0-0)	— (0-0)
Scored 10+ points	— (0-0)	0 (0-0)
Scored 20+ points	— (0-0)	0 (0-0)
Led BYU in scoring	— (0-0)	— (0-0)
Led BYU in rebounds	— (0-0)	— (0-0)
Led BYU in assists	— (0-0)	— (0-0)
Led BYU in blocks	— (0-0)	— (0-0)
Led BYU in steals	— (0-0)	— (0-0)
Made 5+ FGs	— (0-0)	— (0-0)
Made 3+ 3-pt FGs	— (0-0)	— (0-0)
Had 3+ assists	— (0-0)	— (0-0)
Had 5+ assists	— (0-0)	— (0-0)
Had 7+ assists	— (0-0)	— (0-0)
Had 5+ rebounds	— (0-0)	— (0-0)

**CAREER STATISTICS**

YEAR	GP-GS	MPG	FG-FGA	PCT	3FG-A	PCT	FT-FTA	PCT	OFF-DEF-REB	R/GM	PF-D	A	A/GM	TO	BLK	B/GM	STL	S/GM	PTS	AVG
2021-2022	20-0	7.7	15-49	.306	5-21	.238	8-8	1.000	6-12-18	0.9	14-0	18	0.9	16	0	0.0	4	0.2	43	2.2
2022-2023	32-24	30.3	96-234	.410	40-110	.364	50-58	.862	21-40-61	1.9	67-3	69	2.2	73	0	0.0	24	0.8	282	8.8
—	—	—	—	—	—	—	—	—	—	—	—	—	—	—	—	—	—	—	—	—
—	—	—	—	—	—	—	—	—	—	—	—	—	—	—	—	—	—	—	—	—
<b>TOTAL</b>	<b>52-24</b>	<b>21.6</b>	<b>111-283</b>	<b>.392</b>	<b>45-131</b>	<b>.344</b>	<b>58-66</b>	<b>.879</b>	<b>27-52-79</b>	<b>1.5</b>	<b>81-3</b>	<b>87</b>	<b>1.7</b>	<b>89</b>	<b>0</b>	<b>0.0</b>	<b>28</b>	<b>0.5</b>	<b>325</b>	<b>6.3</b>

**BIG 12 CAREER STATISTICS**

YEAR	GP-GS	MPG	FG-FGA	PCT	3FG-A	PCT	FT-FTA	PCT	OFF-DEF-REB	R/GM	PF-D	A	A/GM	TO	BLK	B/GM	STL	S/GM	PTS	AVG
2023-24	—	—	—	—	—	—	—	—	—	—	—	—	—	—	—	—	—	—	—	—
<b>TOTAL</b>	<b>0-0</b>	<b>0.0</b>	<b>0-0</b>	<b>.000</b>	<b>0-0</b>	<b>.000</b>	<b>0-0</b>	<b>.000</b>	<b>0-0-0</b>	<b>0.0</b>	<b>0-0</b>	<b>0</b>	<b>0.0</b>	<b>0</b>	<b>0</b>	<b>0.0</b>	<b>0</b>	<b>0.0</b>	<b>0</b>	<b>0.0</b>



10



# KAILEY WOOLSTON

FRESHMAN | 5-11 | GUARD | HIGHLAND, UTAH | LONE PEAK HIGH SCHOOL

**2023-24**

Named Big 12 Freshman of the Week (Nov. 20 & Nov. 27), the first Big 12 basketball weekly honors earned by a BYU Cougar, man or woman.

**Personal**

Born in Highland, Utah ... Daughter of Spencer and Megan Woolston ... Her father, Spencer played football at Snow College (1995 & 1998) and her mother, Megan played basketball at Southern Utah (1998-2002) ... Also recruited by Iowa, Marquette, Oklahoma State, Utah, Wake Forest

**High School**

2023 Utah Gatorade Player of the Year ... 2023 Utah Miss Basketball ... 2023 Max Preps All-American ... 2023 Ball is Life All-American ... 2023 SB Live All-American ... 2023 National State Champions Invitational Most Valuable Player ... 2023 Utah 6A State Champion ... 2023 National State Champions Invitational Runner-up ... 2022 Utah 6A Most Valuable Player  
2022 Utah 6A State Champion ... 4x Utah 6A Region 4 Champions (2020, 2021, 2022, 2023) ... 3x Utah 6A Region 4 Most Valuable Player (2021, 2022, 2023) ... 4x Utah 6A All-State First Team Selection ... 2023 Academic All-State

**2023-24 GAME-BY-GAME**

OPPONENT	DATE	MIN.	FG-FGA	PCT	3FG-FGA	PCT	FT-FTA	PCT	OFF	DEF	REB	AST	BLK	STL	PF	TO	PTS	AVG
at Montana State	11/7	38	5-11	.455	3-9	.333	0-0	0.000	1	2	3	1	1	1	3	2	13	13.0
Weber State	11/10	32	5-8	.625	3-5	.600	3-4	.750	0	2	2	2	0	1	1	3	16	14.5
Utah Valley	11/14	35	7-11	.636	4-7	.571	1-2	500	1	9	10	1	0	1	2	6	19	16.0
vs. Wake Forest	11/18	33	7-10	.700	4-6	.667	0-0	0.000	0	6	6	1	0	0	2	2	18	16.5
vs. Saint Louis	11/21	33	7-14	.500	5-7	.714	0-0	0.000	2	3	5	1	0	1	4	4	19	17.0
LMU	11/25	34	7-9	.778	4-5	.800	0-2	0.000	1	5	6	3	0	2	2	1	18	17.2
at Wyoming	11/28	31	3-6	.500	1-2	.500	1-2	500	1	2	3	0	1	0	2	2	8	15.9
at Utah	12/2	33	7-10	.700	1-2	.500	2-2	1.000	0	1	1	1	0	2	2	2	17	16.0
Utah State	12/5	35	3-11	.272	1-4	.250	1-2	500	2	2	4	5	0	3	2	4	8	15.1
Boise State	12/9	30	7-11	.636	4-4	1.000	0-0	0.000	0	1	1	3	0	1	2	0	18	15.4
Idaho State	12/16	44	2-9	.222	2-8	.250	6-6	1.000	1	0	1	6	0	2	3	4	12	15.1
at Missouri State	12/20	39	2-7	.286	1-5	.200	6-6	1.000	3	1	4	3	0	0	2	2	11	14.8
vs. Nevada	12/21	36	2-6	.333	2-5	.400	6-6	1.000	0	2	2	6	1	0	2	6	12	14.5
at TCU	12/30	37	6-14	.429	3-8	.375	0-0	0.000	1	0	1	4	0	1	3	0	15	14.6
Oklahoma	1/3	34	4-11	.364	4-9	.444	2-2	1.000	0	1	1	4	0	1	3	4	14	14.5
Iowa State	1/6	38	7-11	.636	4-6	.667	0-0	0.000	0	1	1	1	0	0	2	1	18	14.8
at Houston	1/10	33	0-6	.000	0-0	.000	4-4	1.000	0	4	4	1	0	1	5	3	4	14.1
Cincinnati	1/13	38	4-14	.286	3-9	.333	1-2	500	2	3	5	1	1	0	3	0	12	14.0
at Oklahoma State	1/17	32	4-9	.444	1-5	.200	0-0	0.000	1	2	3	0	0	0	2	6	9	13.7
Texas Tech	1/20	33	5-9	.556	2-5	.400	3-4	.750	1	3	4	2	0	1	2	2	15	13.8
at Kansas State	1/27	32	6-13	.462	2-4	.500	0-0	0.000	1	2	3	3	0	0	4	3	14	13.8
at Kansas	1/31	36	8-14	.571	6-10	.600	4-4	1.000	0	2	2	2	0	1	4	2	26	14.4
West Virginia	2/3	30	3-9	.333	2-5	.400	2-3	.667	1	1	2	1	1	0	3	5	10	14.2
Baylor	2/7	33	6-10	.600	2-3	.667	0-0	0.000	1	5	6	1	0	1	4	0	14	14.2
at Cincinnati	2/10	35	8-12	.667	4-7	.571	0-0	0.000	1	4	5	6	0	0	1	3	20	14.4
at UCF	2/13	30	5-10	.500	2-5	.400	6-6	1.000	1	4	5	1	0	0	2	1	18	14.5
Kansas	2/17																	
TCU	2/21																	
at Iowa State	2/25																	
Houston	2/28																	
at Texas	3/2																	
BBig 12 1st Round	3/7																	
Big 12 2nd Round	3/8																	
Big 12 Quarterfinals	3/9																	
Big 12 Semifinals	3/11																	
Big 12 Championship	3/12																	

Instagram: [kaileyw\\_basketball](#)  
Twitter: [KaileyWoolston](#)

**SEASON HIGHS**

Points:	26	at Kansas (1/31/24)
Rebounds:	10	Utah Valley (11/14/23)
Assists:	6 (x3)	at Cincinnati (2/10/24)
Steals:	3	Utah State (12/5/23)
Blocks:	1 (x5)	West Virginia (2/3/24)
Field Goals:	8 (x2)	at Cincinnati (2/10/24)
3-Pointers:	6	at Kansas (1/31/24)
Free Throws:	6 (x4)	at UCF (2/13/24)
Minutes:	44 (OT)	Idaho State (12/16/23)

**CAREER HIGHS**

Points:	26	at Kansas (1/31/24)
Rebounds:	10	Utah Valley (11/14/23)
Assists:	6 (x3)	at Cincinnati (2/10/24)
Steals:	3	Utah State (12/5/23)
Blocks:	1 (x5)	West Virginia (2/3/24)
Field Goals:	8 (x2)	at Cincinnati (2/10/24)
3-Pointers:	6	at Kansas (1/31/24)
Free Throws:	6 (x4)	at UCF (2/13/24)
Minutes:	44 (OT)	Idaho State (12/16/23)

**PRODUCTION TRACKER**

Had a double-double	1 (1-0)	1 (1-0)
Scored 10+ points	22 (14-8)	22 (14-8)
Scored 20+ points	2 (1-1)	2 (1-1)
Led BYU in scoring	9 (5-4)	9 (5-9)
Led BYU in rebounds	-- (0-0)	-- (0-0)
Led BYU in assists	5 (4-1)	5 (4-1)
Led BYU in steals	2 (0-2)	2 (0-2)
Led BYU in blocks	2 (1-1)	2 (1-1)
Made 5+ FGs	15 (10-5)	15 (10-5)
Made 7+ FGs	9 (6-3)	9 (6-3)
Made 3+ 3-pt FGs	13 (9-4)	13 (9-4)
Made 5+ 3-pt FGs	3 (2-1)	3 (2-1)
Had 3+ assists	10 (6-4)	10 (6-4)
Had 5+ rebounds	8 (8-0)	8 (8-0)

**CAREER STATISTICS**

YEAR	GP-GS	MPG	FG-FGA	PCT	3FG-A	PCT	FT-FTA	PCT	OFF-DEF-REB	R/GM	PF-D	A	A/GM	TO	BLK	B/GM	STL	S/GM	PTS	AVG
2023-2024	26-26	34.5	130-265	.491	70-149	.470	48-57	.842	22-68-90	3.5	67-1	61	2.4	68	5	0.2	20	0.8	378	14.5
--	--	--	--	--	--	--	--	--	--	--	--	--	--	--	--	--	--	--	--	--
--	--	--	--	--	--	--	--	--	--	--	--	--	--	--	--	--	--	--	--	--
--	--	--	--	--	--	--	--	--	--	--	--	--	--	--	--	--	--	--	--	--
<b>TOTAL</b>	<b>26-26</b>	<b>34.5</b>	<b>130-265</b>	<b>.491</b>	<b>70-149</b>	<b>.470</b>	<b>48-57</b>	<b>.842</b>	<b>22-68-90</b>	<b>3.5</b>	<b>67-1</b>	<b>61</b>	<b>2.4</b>	<b>68</b>	<b>5</b>	<b>0.2</b>	<b>20</b>	<b>0.8</b>	<b>378</b>	<b>14.5</b>

**BIG 12 CAREER STATISTICS**

YEAR	GP-GS	MPG	FG-FGA	PCT	3FG-A	PCT	FT-FTA	PCT	OFF-DEF-REB	R/GM	PF-D	A	A/GM	TO	BLK	B/GM	STL	S/GM	PTS	AVG
2023-24	13-13	34.0	66-142	.465	35-80	.438	22-25	.880	10-32-42	3.2	38-1	28	2.2	30	2	0.2	6	0.5	289	14.5
<b>TOTAL</b>	<b>13-13</b>	<b>34.0</b>	<b>66-142</b>	<b>.465</b>	<b>35-80</b>	<b>.438</b>	<b>22-25</b>	<b>.880</b>	<b>10-32-42</b>	<b>3.2</b>	<b>38-1</b>	<b>28</b>	<b>2.2</b>	<b>30</b>	<b>2</b>	<b>0.2</b>	<b>6</b>	<b>0.5</b>	<b>289</b>	<b>14.5</b>





# KAYLEE SMILER

GRADUATE | 5-8 | GUARD | HAMILTON, NEW ZEALAND | MELLVILLE HIGH SCHOOL

**2022-23**

Started 29 games while appearing in 31 of 33 total games in 2022-23 ... Scored 7.2 points per game on 44.7 percent shooting, going 46.7 percent from behind the arc to lead BYU ... Recorded 27 blocks and 22 steals during her junior campaign ...

**2021-22**

Played in 22 games ... Averaged 2.5 points, 1.1 rebounds and 1.0 assists in 12.2 minutes per game ... Shot 39.6 percent from the field ... Totaled 21 assists, including three against Pepperdine and LMU ... Made 10 of 32 from behind the arc

**2020-21**

Played in 24 games, averaging 16.3 minutes per contest ... Posted the second-highest 3-point percentage on the team (.392), knocking down 20 of her 51 attempts ... Averaged 3.1 points, 1.0 assists, 1.0 rebounds and 0.7 steals per game ... Ranked eighth in the WCC in assist/turnover ratio (1.6)

**High School**

Four-year letterwinner ... Three-time Team MVP 2015, 2016 and 2017 ... Named to Tournament Team in 2017 ... Team placed fourth at National Competition in 2017 ... Played on the Waikato U19 and U23 Club Team ... Team finished first at U19 National Competition in 2017 ... Team finished first at U23 National Competition ... Named to U19 Tournament Team in 2017 ... Played four different sports in high school

**Personal**

Daughter of Phillip and Loanna Smiler ... Has three brothers and a sister ... Played with her sister on Single A national championship team ... Served as student body president at Melville HS in 2017 ... Also plays piano and sax Loves Polynesian dancing ... Human Resource Management major, working on master's degree in biology

Instagram: [kaylee\\_smiler](#)  
Twitter: [KayleeSmiler](#)  
TikTok: [kaylee\\_smiler](#)

**SEASON HIGHS**

Points:	17	Idaho State (12/16/23)
Rebounds:	6	Weber State (11/10/23)
Assists:	7 (x2)	Cincinnati (1/13/24)
Steals:	4 (x2)	at Missouri State (12/20/23)
Blocks:	4	Weber State (11/10/23)
Field Goals:	5 (x2)	at Houston (1/10/24)
3-Pointers:	4	at Houston (1/10/24)
Free Throws:	5 (x3)	Oklahoma (1/3/24)
Minutes:	39 (x2)	at TCU (12/30/23)

**CAREER HIGHS**

Points:	19	at Saint Mary's (1/18/20)
Rebounds:	6 (x4)	Weber State (11/10/23)
Assists:	8	at LMU (1/12/23)
Steals:	4 (x3)	at Missouri State (12/20/23)
Blocks:	4 (x2)	Weber State (11/10/23)
Field Goals:	7 (x3)	Ball State (11/26/22)
3-Pointers:	4 (x3)	at Houston (1/10/24)
Free Throws:	6	Oklahoma (11/15/22)
Minutes:	40 (2x)	vs. Washington St. (11/18/22)

**PRODUCTION TRACKER**

Had a double-double	– (0-0)	– (0-0)
Scored 10+ points	6 (4-2)	15 (8-7)
Scored 20+ points	– (0-0)	0 (0-0)
Led BYU in scoring	1 (0-1)	1
Led BYU in rebounds	– (0-0)	–
Led BYU in assists	9 (6-3)	9
Led BYU in steals	4 (2-2)	4
Led BYU in blocks	10 (6-4)	10
Made 5+ FGs	2 (1-1)	5 (3-2)
Made 3+ 3-pt FGs	4 (2-2)	7 (5-2)
Had 3+ assists	19 (12-7)	33 (21-12)
Had 5+ assists	11 (9-2)	11 (9-2)
Had 2+ blocks	7 (6-1)	15 (12-3)
Had 2+ steals	11 (7-4)	19 (14-5)

**2023-24 GAME-BY-GAME**

OPPONENT	DATE	MIN.	FG-FGA	PCT	3FG-FGA	PCT	FT-FTA	PCT	OFF	DEF	REB	AST	BLK	STL	PF	TO	PTS	AVG	
at Montana State	11/7	39	4-6	.667	3-3	1.000	3-4	.750	0	3	3	0	0	4	3	0	14	14.0	
Weber State	11/10	36	4-6	.667	2-3	.667	0-0	.000	1	5	6	5	4	0	2	2	10	12.0	
Utah Valley	11/14	30	0-7	.000	0-0	.000	0-0	.000	1	1	2	5	0	1	4	0	0	8.7	
vs. Wake Forest	11/18	32	3-3	1.000	3-3	1.000	1-2	.500	0	1	1	3	1	2	1	4	10	8.5	
vs. Saint Louis	11/21	36	2-5	.400	1-3	.333	0-0	.000	1	3	4	5	0	1	3	1	5	7.8	
LMU	11/25	33	3-5	.600	1-3	.333	1-2	.500	0	2	2	7	3	1	1	0	8	7.8	
at Wyoming	11/28	38	1-5	.200	0-2	.000	0-0	.000	0	0	2	1	2	1	2	1	2	7.0	
at Utah	12/2	36	1-1	1.000	1-1	1.000	1-2	.500	1	4	5	4	0	2	1	2	4	6.6	
Utah State	12/5	35	2-4	.500	2-3	.667	1-2	.500	0	3	3	3	1	2	5	3	7	6.7	
Boise State	12/9	34	3-6	.500	2-2	1.000	0-2	.000	0	2	2	5	2	2	3	3	8	4.1	
Idaho State	12/16	37	5-7	.714	2-4	.500	5-6	.833	0	3	2	3	0	4	3	3	17	7.7	
at Missouri State	12/20	38	2-4	.500	1-1	1.000	0-0	.000	0	0	0	0	2	1	4	3	7	5.5	
vs. Nevada	12/21																	7.5	
DID NOT PLAY (INJURY)																			
at TCU	12/30	39	2-5	.400	1-2	.500	5-7	.714	0	0	5	1	0	3	4	9	7.6		
Oklahoma	1/3	36	2-6	.333	2-4	.500	5-6	.833	1	2	3	4	1	1	0	4	11	7.9	
Iowa State	1/6	33	3-9	.333	3-6	.500	0-0	.000	0	2	2	3	2	1	4	2	9	7.9	
at Houston	1/10	35	5-7	.714	4-5	.800	1-2	.500	0	1	1	2	0	0	4	3	15	8.4	
Cincinnati	1/13	37	2-2	1.000	1-1	1.000	4-6	.667	0	1	1	7	0	0	3	4	9	8.4	
at Oklahoma State	1/17	30	0-2	.000	0-0	.000	2-2	1.000	0	2	2	3	1	1	3	4	2	8.1	
Texas Tech	1/20	38	3-5	.600	2-3	.667	1-2	.500	0	4	4	3	1	2	2	2	9	8.1	
at Kansas State	1/27	37	3-4	.750	1-1	1.000	2-2	1.000	1	1	2	4	1	2	3	3	9	8.2	
at Kansas	1/31	37	0-3	.000	0-1	.000	0-0	.000	0	3	3	1	0	0	1	1	3	0	7.8
West Virginia	2/3	37	2-3	.667	1-2	.500	2-2	1.000	0	2	2	6	0	1	2	3	7	7.7	
Baylor	2/7	34	0-5	.000	0-3	.000	2-2	1.000	0	0	0	6	0	2	2	4	2	7.5	
at Cincinnati	2/10	30	2-6	.333	1-4	.250	2-2	1.000	0	2	2	5	2	1	2	1	7	7.5	
at UCF	2/13	36	1-1	1.000	1-1	1.000	2-2	1.000	0	4	4	6	2	2	3	2	5	7.4	
Kansas	2/17																		
TCU	2/21																		
at Iowa State	2/25																		
Houston	2/28																		
at Texas	3/2																		
Big 12 1st Round	3/7																		
Big 12 2nd Round	3/8																		
Big 12 Quarterfinals	3/9																		
Big 12 Semifinals	3/11																		
Big 12 Championship	3/12																		

**CAREER STATISTICS**

YEAR	GP-GS	MPG	FG-FGA	PCT	3FG-A	PCT	FT-FTA	PCT	OFF-DEF-REB	R/GM	PF-D	A	A/GM	TO	BLK	B/GM	STL	S/GM	PTS	AVG
2019-2020	27-0	9.3	17-44	.386	11-28	.393	3-6	.500	9-35-44	1.6	23-0	21	0.8	17	3	0.1	7	0.3	48	1.8
2020-2021	24-0	16.3	26-66	.394	20-51	.392	2-2	1.000	3-21-24	1.0	30-0	25	1.0	26	7	0.3	16	0.7	74	3.1
2021-2022	22-0	12.2	19-48	.396	10-32	.313	6-8	.750	5-20-25	1.1	22-0	21	1.0	9	3	0.1	10	0.5	54	2.5
2022-2023	31-29	32.1	70-155	.452	45-96	.469	42-53	.768	12-46-58	1.9	82-4	64	2.1	47	28	0.9	24	0.8	227	7.3
2023-2024	25-25	35.4	55-117	.470	34-64	.531	40-55	.727	6-51-57	2.3	61-1	98	3.9	65	27	1.1	35	1.4	184	7.4
<b>TOTAL</b>	<b>129-54</b>	<b>21.6</b>	<b>187-430</b>	<b>.435</b>	<b>120-271</b>	<b>.443</b>	<b>93-124</b>	<b>.750</b>	<b>35-173-208</b>	<b>1.6</b>	<b>218-5</b>	<b>229</b>	<b>1.8</b>	<b>154</b>	<b>68</b>	<b>0.5</b>	<b>92</b>	<b>0.7</b>	<b>587</b>	<b>4.6</b>

**BIG 12 CAREER STATISTICS**

YEAR	GP-GS	MPG	FG-FGA	PCT	3FG-A	PCT	FT-FTA	PCT	OFF-DEF-REB	R/GM	PF-D	A	A/GM	TO	BLK	B/GM	STL	S/GM	PTS	AVG
2023-24	13-13	35.4	25-58	.431	16-33	.485	28-35	.800	2-24-26	2.0	290-0	55	4.2	39	11	0.9	14	1.1	94	7.2
<b>TOTAL</b>	<b>13-13</b>	<b>35.4</b>	<b>25-58</b>	<b>.431</b>	<b>16-33</b>	<b>.485</b>	<b>28-35</b>	<b>.800</b>	<b>2-24-26</b>	<b>2.0</b>	<b>290-0</b>	<b>55</b>	<b>4.2</b>	<b>39</b>	<b>11</b>	<b>0.9</b>	<b>14</b>	<b>1.1</b>	<b>94</b>	<b>7.2</b>





12



# LAUREN GUSTIN

SENIOR | 6-1 | FORWARD | SALEM, UTAH | SALT LAKE CC/SALEM HIGH SCHOOL

**2022-23**  
 Started all 33 games...led NCAA in rebounds per game (16.7)...led NCAA in defensive rebounds per game (11.7)...second in the NCAA in double-doubles (27)...third in the NCAA in minutes per game (38.3)...fourth in offensive rebounds per game (5.0)...broke single-season BYU rebounding record (552); Gustin's 552 rebounds is good for 3rd most in NCAA history... named West Coast Conference Co-Defensive Player of the Year...Preseason and Midseason Top 10 for Katrina McClain Award...Naismith Defensive Player of the Year Watch List...Three-time WCC Player of the Week (Dec. 5, Jan. 9, Feb. 20)...averaged 16.1 points per game, 16.7 rebounds, 2.0 assists

Named AP All-America Honorable Mention...Garnered All-WCC First Team honors...Named WCC Player of the Week on Jan. 18...Led the nation at one point in rebounds per game. Finished the season ranked sixth in the country in the category and first in the WCC with a 12.6 average. Ranked fifth nationally in defensive rebounds per game (9.1)...Tallied 27 points and 20 rebounds, both season-highs, versus Pepperdine on Feb. 4. Her 20 rebounds were the sixth most by a BYU women's basketball player in Marriott Center history and the most since Tina Gunn pulled down 23 boards vs. Utah State in 1980. Ranked 11th in the country in double-doubles with 15. On the team, ranked third in scoring (11.3 ppg) and second in steals (1.0 SPG)...Was the team's leading rebounder in 21 of 24 games played

**2021-22**  
 All-WCC First Team...Finalist for Katrina McClain Award...Led WCC and No. 8 nationally in rebounding average (11.6)...14 double-doubles (No. 28 nationally)...Career-high 21 rebounds at Oklahoma (Dec. 10, 2021)...Led WCC in total rebounds (335) and No. 17 nationally...No. 4 in single-season history at BYU with 335 boards...Led WCC with 4.3 offensive rebounds per game...WCC Player of the Week (Dec. 27, 2021)...Scored in double figures 19 times...double-digit rebounds in 23 games...Shot 50.7 percent from the field (No. 7 in WCC)...No. 14 in career rebounds at BYU with 638

**2019-2020**  
 Played one season averaging a double-double with 19.1 points and 13.1 rebounds per game...Named NJCAA All-America Honorable Mention

**Personal**  
 Daughter of Scarlett and John Gustin...three brothers and one sister...Mom (Scarlett Overly) played basketball at BYU from 1987-1989 where she was a third-team All-American and all-conference honoree...Father played quarterback at Wyoming...Brother (Porter) plays for the Miami Dolphins after playing linebacker and defensive end at USC.

2020-21

## 2023-24 GAME-BY-GAME

OPPONENT	DATE	MIN.	FG-FGA	PCT	3FG-FGA	PCT	FT-FTA	PCT	OFF	DEF	REB	AST	BLK	STL	PF	TO	PTS	AVG
at Montana State	11/7	35	3-10	.300	0-0	.000	3-6	.500	4	7	11	0	0	1	4	2	9	9.0
Weber State	11/10	29	10-13	.769	0-0	.000	4-8	.500	1	11	12	1	0	0	2	2	24	16.5
Utah Valley	11/14	39	6-12	.500	0-0	.000	1-6	.167	11	10	21	6	1	0	1	6	13	15.3
vs. Wake Forest	11/18	29	6-12	.500	0-0	.000	1-2	.500	5	17	22	2	0	1	2	6	13	14.8
vs. Saint Louis	11/21	33	7-12	.583	0-0	.000	2-5	.400	1	12	13	2	0	1	4	2	16	15.0
LMU	11/25	35	6-8	.750	0-0	.000	3-6	.500	1	14	15	0	1	0	3	4	15	15.0
at Wyoming	11/28	39	11-18	.611	0-0	.000	2-6	1.000	2	10	8	4	0	0	2	3	24	16.3
at Utah	12/2	34	8-14	.571	0-1	.000	1-2	.500	4	10	14	3	1	1	5	4	17	16.4
Utah State	12/5	40	8-15	.533	0-1	.000	5-13	.385	6	15	21	2	0	0	4	5	21	16.9
Boise State	12/9	34	6-11	.545	0-0	.000	4-10	.400	7	11	18	2	0	0	2	6	16	16.8
Idaho State	12/16	44	8-19	.421	0-2	.000	2-6	.333	12	9	21	3	0	2	2	5	18	16.9
at Missouri State	12/20	40	5-10	.500	0-0	.000	1-2	.500	4	9	13	4	0	0	2	4	11	16.4
vs. Nevada	12/21	34	11-15	.733	0-0	.000	1-6	.166	3	10	13	1	0	0	2	2	23	16.9
at TCU	12/30	39	5-17	.294	0-1	.000	0-0	.000	6	10	16	0	0	1	2	0	10	16.4
Oklahoma	1/3	36	7-12	.583	0-0	.000	1-3	.333	8	12	20	0	0	0	4	1	15	16.3
Iowa State	1/6	38	7-17	.412	0-0	.000	0-3	.000	4	10	14	4	0	0	3	2	14	16.2
at Houston	1/10	40	7-12	.583	0-0	.000	0-0	.000	8	9	17	1	1	0	3	3	14	16.1
Cincinnati	1/13	30	4-8	.500	0-0	.000	3-4	.750	2	8	10	2	0	1	3	3	11	15.8
at Oklahoma State	1/17	34	4-9	.444	0-1	.000	2-7	.286	4	6	10	3	0	0	1	4	10	15.5
Texas Tech	1/20	36	8-17	.471	0-0	.000	1-2	.500	8	6	14	1	0	1	3	1	17	15.6
at Kansas State	1/27	40	12-23	.522	0-0	.000	1-2	.500	6	15	21	2	0	0	4	3	25	16.0
at Kansas	1/31	36	5-22	.227	0-1	.000	0-0	.000	5	5	10	1	0	1	1	1	10	15.7
West Virginia	2/3	38	8-15	.533	0-0	.000	0-2	.000	6	8	14	2	1	1	1	3	16	15.7
Baylor	2/7	39	9-14	.643	0-0	.000	5-6	.833	4	12	16	1	0	0	3	3	23	16.0
at Cincinnati	2/10	39	10-16	.625	0-0	.000	1-2	.500	3	17	20	1	2	0	3	1	21	16.2
at UCF	2/13	39	11-17	.647	0-1	.000	0-0	.000	3	12	15	1	0	1	1	2	22	16.5
<b>Kansas</b>	2/17																	
<b>TCU</b>	2/21																	
<b>at Iowa State</b>	2/25																	
<b>Houston</b>	2/28																	
<b>at Texas</b>	3/2																	
<b>Big 12 1st Round</b>	3/7																	
<b>Big 12 2nd Round</b>	3/8																	
<b>Big 12 Quarterfinals</b>	3/9																	
<b>Big 12 Semifinals</b>	3/11																	
<b>Big 12 Championship</b>	3/12																	

Instagram: [laurengustin9](#)  
 Twitter: [laurengustin9](#)  
 TikTok: [laurengustin9](#)

**SEASON HIGHS**  
 Points: 25 at Kansas State (1/27/24)  
 Rebounds: 22 vs. Wake Forest (11/18/23)  
 Assists: 6 Utah Valley (11/14/23)  
 Steals: 2 Idaho State (12/16/23)  
 Blocks: 2 at Cincinnati (2/10/24)  
 Field Goals: 12 at Kansas State (1/27/24)  
 3-Pointers: -  
 Free Throws: 5 (x2) No. 18 Baylor (2/7/24)  
 Minutes: 44 (OT) Idaho State (12/16/23)

**CAREER HIGHS**  
 Points: 30 (x2) at Santa Clara (2/16/23)  
 Rebounds: 27 San Francisco (3/4/23)  
 Assists: 8 vs. Troy (11/19/22)  
 Steals: 4 at Oklahoma (12/10/21)  
 Blocks: 2 (x5) at Cincinnati (2/10/24)  
 Field Goals: 14 (x2) at Santa Clara (2/16/23)  
 3-Pointers: 1 (x3) San Francisco (1/19/23)  
 Free Throws: 7 at Utah State (2/7/20)  
 Minutes: 45 Pepperdine (2/9/23)

**PRODUCTION TRACKER**  
 Had a double-double 24 (14-10) 80 (57-23)  
 Scored 10+ points 225 (14-11) 86 (59-27)  
 Scored 20+ points 8 (6-2) 22 (15-6)  
 Led BYU in scoring 14 (8-6) 14  
 Led BYU in rebounds 26 (15-11) 26  
 Led BYU in assists 3 (1-2) 3  
 Led BYU in steals 1 (0-1) 1 (0-1)  
 Led BYU in blocks 3 (1-2) 3 (1-2)  
 Had 3+ assists 7 (3-4) 27 (15-12)  
 Had 2+ blocks 1 (1-0) 1 (1-0)  
 Had 10+ rebounds 25 (15-10) 102 (67-35)  
 Had 15+ rebounds 13 (9-4) 44 (30-14)  
 Had 20+ rebounds 7 (5-2) 19 (13-6)  
 Had 24+ rebounds - (0-0) 4 (3-1)

YEAR	GP-GS	MPG	FG-FGA	PCT	3FG-A	PCT	FT-FTA	PCT	OFF-DEF-REB	R/GM	PF-D	A	A/GM	TO	BLK	B/GM	STL	S/GM	PTS	AVG
2020-2021	24-24	32.7	114-241	.473	0-3	.000	44-64	.688	85-218-303	12.6	53-1	48	2.0	54	6	0.3	23	1.0	272	11.3
2021-2022	29-29	29.1	141-278	.507	0-1	.000	29-60	.483	126-209-335	11.6	56-1	28	1.0	36	7	0.2	37	1.3	311	10.7
2022-2023	33-33	38.3	229-462	.496	3-15	.200	71-130	.546	165-387-552	16.7	87-2	66	2.0	93	16	0.5	23	0.7	532	16.1
2023-2024	26-26	36.4	192-368	.522	0-8	.000	44-105	.419	128-271-399	15.3	71-2	49	1.9	78	7	0.3	12	0.5	428	16.5
-	-	-	-	-	-	-	-	-	-	-	-	-	-	-	-	-	-	-	-	-
<b>TOTAL</b>	<b>112-112</b>	<b>34.3</b>	<b>676-1349</b>	<b>.501</b>	<b>3-27</b>	<b>.111</b>	<b>188-359</b>	<b>.524</b>	<b>504-1085-1589</b>	<b>14.2</b>	<b>267-6</b>	<b>191</b>	<b>1.7</b>	<b>261</b>	<b>36</b>	<b>0.3</b>	<b>95</b>	<b>0.8</b>	<b>1543</b>	<b>13.8</b>

YEAR	GP-GS	MPG	FG-FGA	PCT	3FG-A	PCT	FT-FTA	PCT	OFF-DEF-REB	R/GM	PF-D	A	A/GM	TO	BLK	B/GM	STL	S/GM	PTS	AVG
2023-24	13-13	37.2	97-199	.487	0-4	.000	14-31	.452	67-130-197	15.2	36-1	19	1.5	27	4	0.3	6	0.5	208	16.0
<b>TOTAL</b>	<b>13-13</b>	<b>37.2</b>	<b>97-199</b>	<b>.487</b>	<b>0-4</b>	<b>.000</b>	<b>14-31</b>	<b>.452</b>	<b>67-130-197</b>	<b>15.2</b>	<b>36-1</b>	<b>19</b>	<b>1.5</b>	<b>27</b>	<b>4</b>	<b>0.3</b>	<b>6</b>	<b>0.5</b>	<b>208</b>	<b>16.0</b>



15



# MCKINLEY WILLARDSON

FRESHMAN | 6-1 | FORWARD | CORONA, CALIFORNIA | SANTIAGO HIGH SCHOOL

**High School**

Four-year starter and team captain at Santiago High School... California Division I All-State Honoree...Led her team to the 2023 California Division I State Championship...Scored 12.1 points while grabbing 8.9 rebounds per contest during her senior year...Citrus Belt Area Female Athlete of the Year... Holds her high school single-game scoring record with 48 points (as a sophomore)...Averaged 23 points, 12 rebounds and 3 blocks per game in the California State playoffs... Played for EYBL "Team Why Not," sponsored by Air Jordan ...4x All-Conference Scholar Athlete with a 4.0 GPA...Also recruited by St. Mary's, Portland State, San Jose St, Idaho State, Cal State Northridge, Utah Valley, Sacramento State, Cal State Monterey, Cal State Bakersfield and Cal Poly Pomona

**Personal**

Daughter of Chad and Amber Willardson...Oldest of five children...Cousins Kristen Riley, Lauren Riley and Taylor Maughan played basketball at BYU...Earned the National Seal of Biliiteracy (Spanish) in 2023...Played volleyball and lacrosse in high school...Enjoys surfing, snow skiing, flying planes, painting, concerts and plays



Instagram: [mckinleyravy](#)  
LinkedIn: [McKinley Willardson](#)

**SEASON HIGHS**

Points:	2	Weber State (11/10/23)
Rebounds:	1	Weber State (11/10/23)
Assists:	-	
Steals:	-	
Blocks:	-	
Field Goals:	1	Weber State (11/10/23)
3-Pointers:	-	
Free Throws:	1	Oklahoma (1/3/24)
Minutes:	2	vs. Wake Forest (11/18/23)

**CAREER HIGHS**

Points:	2	Weber State (11/10/23)
Rebounds:	1	Weber State (11/10/23)
Assists:	-	
Steals:	-	
Blocks:	-	
Field Goals:	1	Weber State (11/10/23)
3-Pointers:	-	
Free Throws:	1	Oklahoma (1/3/24)
Minutes:	2	vs. Wake Forest (11/18/23)

**PRODUCTION TRACKER**

Had a double-double	- (0-0)	- (0-0)
Scored 10+ points	- (0-0)	- (0-0)
Scored 20+ points	- (0-0)	- (0-0)
Led BYU in scoring	- (0-0)	- (0-0)
Led BYU in rebounds	- (0-0)	- (0-0)
Led BYU in assists	- (0-0)	- (0-0)
Led BYU in steals	- (0-0)	- (0-0)
Led BYU in blocks	- (0-0)	- (0-0)
Made 5+ FGs	- (0-0)	- (0-0)
Made 3+ 3-pt FGs	- (0-0)	- (0-0)
Had 3+ assists	- (0-0)	- (0-0)
Had 3+ blocks	- (0-0)	- (0-0)
Had 5+ rebounds	- (0-0)	- (0-0)
Had 10+ rebounds	- (0-0)	- (0-0)

**2023-24 GAME-BY-GAME**

OPPONENT	DATE	MIN.	FG-FGA	PCT	3FG-FGA	PCT	FT-FTA	PCT	OFF	DEF	REB	AST	BLK	STL	PF	TO	PTS	AVG
at Montana State	11/7																	
Weber State	11/10	1	1-1	1.000	0-0	.000	0-0	.000	1	0	1	0	0	0	0	2	2	0.6
Utah Valley	11/14																	
vs. Wake Forest	11/18	2	0-0	.000	0-0	.000	0-0	.000	0	0	0	1	0	0	1	0	0	1.0
vs. Saint Louis	11/21																	
LMU	11/25																	
at Wyoming	11/28																	
at Utah	12/2																	
Utah State	12/5																	
Boise State	12/9	1	0-0	.000	0-0	.000	0-0	.000	0	0	0	0	0	0	0	0	0	0.7
Idaho State	12/16																	
at Missouri State	12/20																	
vs. Nevada	12/21																	
at TCU	12/30																	
Oklahoma	1/3	1	0-0	.000	0-0	.000	1-2	.500	0	0	0	0	0	0	0	1	0	0.8
Iowa State	1/6																	
at Houston	1/10																	
Cincinnati	1/13																	
at Oklahoma State	1/17	1	0-0	.000	0-0	.000	0-0	.000	0	0	0	0	0	0	1	0	0	0.6
Texas Tech	1/20																	
at Kansas State	1/27																	
at Kansas	1/31																	
West Virginia	2/3																	
Baylor	2/7																	
at Cincinnati	2/10																	
at UCF	2/13																	
Kansas	2/17																	
TCU	2/21																	
at Iowa State	2/25																	
Houston	2/28																	
at Texas	3/2																	
Big 12 1st Round	3/7																	
Big 12 2nd Round	3/8																	
Big 12 Quarterfinals	3/9																	
Big 12 Semifinals	3/11																	
Big 12 Championship	3/12																	

**CAREER STATISTICS**

YEAR	GP-GS	MPG	FG-FGA	PCT	3FG-A	PCT	FT-FTA	PCT	OFF-DEF-REB	R/GM	PF-D	A	A/GM	TO	BLK	B/GM	STL	S/GM	PTS	AVG
2023-2024	5-0	1.4	1-1	1.000	0-0	.000	1-2	.500	1-0-1	0.2	0-0	1	0.2	1	0	0.0	0	0.0	3	0.6
-	-	-	-	-	-	-	-	-	-	-	-	-	-	-	-	-	-	-	-	-
-	-	-	-	-	-	-	-	-	-	-	-	-	-	-	-	-	-	-	-	-
-	-	-	-	-	-	-	-	-	-	-	-	-	-	-	-	-	-	-	-	-
-	-	-	-	-	-	-	-	-	-	-	-	-	-	-	-	-	-	-	-	-
<b>TOTAL</b>	<b>5-0</b>	<b>1.4</b>	<b>1-1</b>	<b>1.000</b>	<b>0-0</b>	<b>.000</b>	<b>1-2</b>	<b>.500</b>	<b>1-0-1</b>	<b>0.2</b>	<b>0-0</b>	<b>1</b>	<b>0.2</b>	<b>1</b>	<b>0</b>	<b>0.0</b>	<b>0</b>	<b>0.0</b>	<b>3</b>	<b>0.6</b>

**BIG 12 CAREER STATISTICS**

YEAR	GP-GS	MPG	FG-FGA	PCT	3FG-A	PCT	FT-FTA	PCT	OFF-DEF-REB	R/GM	PF-D	A	A/GM	TO	BLK	B/GM	STL	S/GM	PTS	AVG
2023-24	2-0	1.2	0-0	.000	0-0	.000	1-2	.500	0-0-0	0.0	0-0	0	0.0	0	0	0.0	0	0.0	1	0.5
-	-	-	-	-	-	-	-	-	-	-	-	-	-	-	-	-	-	-	-	-
-	-	-	-	-	-	-	-	-	-	-	-	-	-	-	-	-	-	-	-	-
-	-	-	-	-	-	-	-	-	-	-	-	-	-	-	-	-	-	-	-	-
<b>TOTAL</b>	<b>2-0</b>	<b>1.2</b>	<b>0-0</b>	<b>.000</b>	<b>0-0</b>	<b>.000</b>	<b>1-2</b>	<b>.500</b>	<b>0-0-0</b>	<b>0.0</b>	<b>0-0</b>	<b>0</b>	<b>0.0</b>	<b>0</b>	<b>0</b>	<b>0.0</b>	<b>0</b>	<b>0.0</b>	<b>1</b>	<b>0.5</b>





# MARINA MATA

FRESHMAN | 6-1 | FORWARD | BARBASTRO, SPAIN | INSTITUTO JOAQUIM BLUME EN BARCELONA

**Before BYU**  
 Played for the U18 Spanish National Team in the U18 Women's European Championship where she helped Spain earn a bronze medal in the tournament while averaging 11.2 points, 6.5 rebounds and 0.8 assists.

**Personal**  
 Daughter of Patricia y Miguel Ángel...Has a brother named Sergio...Played for the Spanish World Cup Team...Working on a degree in psychology

In Spain's win over Latvia in the opening round, Mata went 6-for-6 from the field to total 16 points, 9 rebounds, two assists and two blocks.

Instagram: [mariinamata](#)  
 Twitter: [mariinamata](#)  
 TikTok: [mariinamata](#)

**SEASON HIGHS**

Points:	2	vs. Wake Forest (11/18/23)
Rebounds:	1	vs. Wake Forest (11/18/23)
Assists:	-	
Steals:	-	
Blocks:	-	
Field Goals:	-	
3-Pointers:	-	
Free Throws:	2	vs. Wake Forest (11/18/23)
Minutes:	8	Weber State (11/10/23)

**CAREER HIGHS**

Points:	2	vs. Wake Forest (11/18/23)
Rebounds:	1	vs. Wake Forest (11/18/23)
Assists:	-	
Steals:	-	
Blocks:	-	
Field Goals:	-	
3-Pointers:	-	
Free Throws:	2	vs. Wake Forest (11/18/23)
Minutes:	8	Weber State (11/10/23)

**PRODUCTION TRACKER**

	2023-24	Career
Had a double-double	-(0-0)	-(0-0)
Scored 10+ points	-(0-0)	-(0-0)
Scored 20+ points	-(0-0)	-(0-0)
Led BYU in scoring	-(0-0)	-(0-0)
Led BYU in rebounds	-(0-0)	-(0-0)
Led BYU in assists	-(0-0)	-(0-0)
Led BYU in steals	-(0-0)	-(0-0)
Led BYU in blocks	-(0-0)	-(0-0)
Made 5+ FGs	-(0-0)	-(0-0)
Made 3+ 3-pt FGs	-(0-0)	-(0-0)
Had 3+ assists	-(0-0)	-(0-0)
Had 3+ blocks	-(0-0)	-(0-0)
Had 5+ rebounds	-(0-0)	-(0-0)
Had 10+ rebounds	-(0-0)	-(0-0)

**2023-24 GAME-BY-GAME**

OPPONENT	DATE	MIN.	FG-FGA	PCT	3FG-FGA	PCT	FT-FTA	PCT	OFF	DEF	REB	AST	BLK	STL	PF	TO	PTS	AVG
at Montana State	11/7																	
Weber State	11/10	8	0-1	.000	0-1	.000	0-0	.000	0	0	0	0	0	0	0	0	0	0.0
Utah Valley	11/14	1	0-0	.000	0-0	.000	0-0	.000	0	0	0	0	0	0	0	0	0	0.0
vs. Wake Forest	11/18	6	0-1	.000	0-0	.000	2-2	1.000	0	1	1	0	0	0	3	2	2	0.6
vs. Saint Louis	11/21	2	0-0	.000	0-0	.000	0-0	.000	0	0	0	0	0	0	1	1	0	0.5
LMU	11/25																	
at Wyoming	11/28																	
at Utah	12/2	1	0-0	.000	0-0	.000	0-0	.000	0	0	0	0	0	0	0	0	0	0.4
Utah State	12/5	1	0-0	.000	0-0	.000	0-0	.000	0	0	0	0	0	0	0	0	0	0.3
Boise State	12/9	2	0-0	.000	0-0	.000	0-0	.000	0	0	0	0	0	0	0	1	0	0.3
Idaho State	12/16																	
at Missouri State	12/20																	
vs. Nevada	12/21	1	0-0	.000	0-0	.000	0-0	.000	0	0	0	0	0	0	0	0	0	0.3
at TCU	12/30	1	0-0	.000	0-0	.000	0-0	.000	0	0	0	0	0	0	0	0	0	0.2
Oklahoma	1/3	1	0-0	.000	0-0	.000	0-0	.000	0	0	0	0	0	0	0	0	0	0.2
Iowa State	1/6																	
at Houston	1/10																	
Cincinnati	1/13																	
at Oklahoma State	1/17	3	0-0	.000	0-0	.000	0-0	.000	0	1	1	0	0	0	0	0	0	0.2
Texas Tech	1/20																	
Weber State	11/10/23																	
at Kansas State	1/27																	
at Kansas	1/31																	
West Virginia	2/3																	
Baylor	2/7																	
at Cincinnati	2/10																	
at UCF	2/13																	
Kansas	2/17																	
TCU	2/21																	
at Iowa State	2/25																	
Houston	2/28																	
at Texas	3/2																	
Big 12 1st Round	3/7																	
Big 12 2nd Round	3/8																	
Big 12 Quarterfinals	3/9																	
Big 12 Semifinals	3/11																	
Big 12 Championship	3/12																	

**CAREER STATISTICS**

YEAR	GP-GS	MPG	FG-FGA	PCT	3FG-A	PCT	FT-FTA	PCT	OFF-DEF-REB	R/GM	PF-D	A	A/GM	TO	BLK	B/GM	STL	S/GM	PTS	AVG
2023-2024	11-0	2.3	0-2	.000	0-1	.000	2-2	1.000	0-2-2	0.2	4-0	0	0.0	4	0	0.0	0	0.0	2	0.2
--	--	--	--	--	--	--	--	--	--	--	--	--	--	--	--	--	--	--	--	--
--	--	--	--	--	--	--	--	--	--	--	--	--	--	--	--	--	--	--	--	--
--	--	--	--	--	--	--	--	--	--	--	--	--	--	--	--	--	--	--	--	--
<b>TOTAL</b>	<b>11-0</b>	<b>2.3</b>	<b>0-2</b>	<b>.000</b>	<b>0-1</b>	<b>.000</b>	<b>2-2</b>	<b>1.000</b>	<b>0-2-2</b>	<b>0.2</b>	<b>4-0</b>	<b>0</b>	<b>0.0</b>	<b>4</b>	<b>0</b>	<b>0.0</b>	<b>0</b>	<b>0.0</b>	<b>2</b>	<b>0.2</b>

**BIG 12 CAREER STATISTICS**

YEAR	GP-GS	MPG	FG-FGA	PCT	3FG-A	PCT	FT-FTA	PCT	OFF-DEF-REB	R/GM	PF-D	A	A/GM	TO	BLK	B/GM	STL	S/GM	PTS	AVG
2023-24	3-0	1.8	0-0	.000	0-0	.000	0-0	.000	0-1-1	0.3	0-0	0	0-0	0	0	0.0	0	0.0	0	0.0
<b>TOTAL</b>	<b>3-0</b>	<b>1.8</b>	<b>0-0</b>	<b>.000</b>	<b>0-0</b>	<b>.000</b>	<b>0-0</b>	<b>.000</b>	<b>0-1-1</b>	<b>0.3</b>	<b>0-0</b>	<b>0</b>	<b>0-0</b>	<b>0</b>	<b>0</b>	<b>0.0</b>	<b>0</b>	<b>0.0</b>	<b>0</b>	<b>0.0</b>



21



# HEATHER HAMSON

JUNIOR | 6-3 | FORWARD | LINDON, UTAH | PLEASANT GROVE HIGH SCHOOL  
2022-23

Hamson appeared in 21 games for the Cougars during the 2022-23 campaign and contributed 1.1 points on 53.3 percent shooting, 0.4 rebounds per game.

**High School**

Earned Utah 5A All-State selection in 2021 at Pleasant Grove High School...Named to the Utah 5A Academic All-State Team...Also earned All-State honors in volleyball where she led Pleasant Grove to the 2019 5A volleyball state championship

**Personal**

Daughter of David and Tresa...Mother, Tresa Spaulding Hamson, played basketball at BYU from 1983-1987. Heather's sisters Jennifer and Sara also suited up for the BYU women's team...Majoring in exercise science with the desire to go into athletic training

**2023-24 GAME-BY-GAME**

OPPONENT	DATE	MIN.	FG-FGA	PCT	3FG-FGA	PCT	FT-FTA	PCT	OFF	DEF	REB	AST	BLK	STL	PF	TO	PTS	AVG
at Montana State	11/7	1	0-0	.000	0-0	.000	0-0	.000	0	0	0	0	0	0	0	0	0	0.0
Weber State	11/10	6	1-2	.500	0-0	.000	1-3	.333	0	0	0	0	0	1	0	0	3	1.5
Utah Valley	11/14	1	0-0	.000	0-0	.000	0-0	.000	0	0	0	0	0	0	1	1	0	1.0
vs. Wake Forest	11/18	4	0-1	.000	0-0	.000	0-0	.000	0	3	3	0	1	0	1	0	0	0.8
vs. Saint Louis	11/21	2	0-0	.000	0-0	.000	0-0	.000	0	0	0	0	0	0	0	0	0	0.6
LMU	11/25	2	0-0	.000	0-0	.000	0-0	.000	0	0	0	0	0	0	1	0	0	0.5
at Wyoming	11/28																	
at Utah	12/2	1	0-0	.000	0-0	.000	0-0	.000	0	0	0	0	0	0	0	0	0	0.4
Utah State	12/5																	
Boise State	12/9	2	1-1	1.000	0-0	.000	0-0	.000	0	0	0	0	0	0	0	0	2	0.6
Idaho State	12/16																	
at Missouri State	12/20																	
vs. Nevada	12/21	9	3-3	1.000	0-0	.000	0-0	.000	0	0	0	0	0	0	1	0	6	1.2
at TCU	12/30	5	0-1	.000	0-0	.000	0-0	.000	0	0	0	0	0	0	0	1	0	1.1
Oklahoma	1/3																	
Iowa State	1/6																	
at Houston	1/10																	
Cincinnati	1/13																	
at Oklahoma State	1/17	2	0-0	.000	0-0	.000	2-2	1.000	2	1	3	0	0	0	0	2	2	1.2
Texas Tech	1/20																	
at Kansas State	1/27																	
at Kansas	1/31																	
West Virginia	2/3																	
Baylor	2/7																	
at Cincinnati	2/10																	
at UCF	2/13																	
Kansas	2/17																	
TCU	2/21																	
at Iowa State	2/25																	
Houston	2/28																	
at Texas	3/2																	
Big 12 1st Round	3/7																	
Big 12 2nd Round	3/8																	
Big 12 Quarterfinals	3/9																	
Big 12 Semifinals	3/11																	
Big 12 Championship	3/12																	

**SEASON HIGHS**

Instagram: [heather\\_hamson21](#)  
Twitter: [heath\\_bar1312](#)

Points:	6	vs. Nevada (12/21/23)
Rebounds:	—	
Assists:	1	Weber State (11/10/23)
Steals:	1	Weber State (11/10/23)
Blocks:	—	
Field Goals:	3	vs. Nevada (12/21/23)
3-Pointers:	—	
Free Throws:	2	at Oklahoma St. (1/17/24)
Minutes:	9	vs. Nevada (12/21/23)

**CAREER HIGHS**

Points:	6 (x3)	vs. Nevada (12/21/23)
Rebounds:	2 (2x)	Pepperdine (3/3/23)
Assists:	1 (6x)	LMU (2/11/23)
Steals:	1	Saint Mary's (12/31/22)
Blocks:	2	Saint Mary's (12/31/22)
Field Goals:	3	vs. Nevada (12/21/23)
3-Pointers:	—	
Free Throws:	4	at LMU (1/12/23)
Minutes:	14	at LMU (1/12/23)

**PRODUCTION TRACKER**

Had a double-double	— (0-0)	— (0-0)
Scored 10+ points	— (0-0)	— (0-0)
Scored 20+ points	— (0-0)	— (0-0)
Led BYU in scoring	— (0-0)	— (0-0)
Led BYU in rebounds	— (0-0)	— (0-0)
Led BYU in assists	— (0-0)	— (0-0)
Led BYU in steals	— (0-0)	— (0-0)
Led BYU in blocks	— (0-0)	— (0-0)
Made 5+ FGs	— (0-0)	— (0-0)
Made 3+ 3-pt FGs	— (0-0)	— (0-0)
Had 3+ assists	— (0-0)	— (0-0)
Had 3+ blocks	— (0-0)	— (0-0)
Had 5+ rebounds	— (0-0)	— (0-0)
Had 10+ rebounds	— (0-0)	— (0-0)

**CAREER STATISTICS**

YEAR	GP-GS	MPG	FG-FGA	PCT	3FG-A	PCT	FT-FTA	PCT	OFF-DEF-REB	R/GM	PF-D	A	A/GM	TO	BLK	B/GM	STL	S/GM	PTS	AVG
2022-23	21-0	4.2	8-15	.533	0-0	.000	7-8	.875	4-5-9	0.4	12-0	6	0.3	8	2	0.1	1	0.1	23	1.1
2023-24	11-0	3.1	5-8	.625	0-0	.000	3-5	.600	2-4-6	0.5	3-0	1	0.1	5	1	0.1	1	0.1	13	1.2
—	—	—	—	—	—	—	—	—	—	—	—	—	—	—	—	—	—	—	—	—
—	—	—	—	—	—	—	—	—	—	—	—	—	—	—	—	—	—	—	—	—
<b>TOTAL</b>	<b>32-0</b>	<b>3.8</b>	<b>13-23</b>	<b>.565</b>	<b>0-0</b>	<b>.000</b>	<b>10-13</b>	<b>.769</b>	<b>6-9-15</b>	<b>0.5</b>	<b>15-0</b>	<b>7</b>	<b>0.2</b>	<b>13</b>	<b>3</b>	<b>0.1</b>	<b>2</b>	<b>0.1</b>	<b>36</b>	<b>1.1</b>

**BIG 12 CAREER STATISTICS**

YEAR	GP-GS	MPG	FG-FGA	PCT	3FG-A	PCT	FT-FTA	PCT	OFF-DEF-REB	R/GM	PF-D	A	A/GM	TO	BLK	B/GM	STL	S/GM	PTS	AVG
2023-24	2-0	3.5	0-1	.000	0-0	.000	2-2	1.000	2-1-3	1.5	0-0	0	0.0	3	0	0.0	0	0.0	2	1.0
—	—	—	—	—	—	—	—	—	—	—	—	—	—	—	—	—	—	—	—	—
<b>TOTAL</b>	<b>2-0</b>	<b>3.5</b>	<b>0-1</b>	<b>.000</b>	<b>0-0</b>	<b>.000</b>	<b>2-2</b>	<b>1.000</b>	<b>2-1-3</b>	<b>1.5</b>	<b>0-0</b>	<b>0</b>	<b>0.0</b>	<b>3</b>	<b>0</b>	<b>0.0</b>	<b>0</b>	<b>0.0</b>	<b>2</b>	<b>1.0</b>



24



# ROSE BUBAKAR

JUNIOR | 6-0 | GUARD | FREDERICK, MARYLAND | FREDERICK HIGH SCHOOL  
2022-23

Appeared in all 33 games, starting in 11 for the Cougars a year ago...Bubakar contributed 6.7 points per contest on a 44.6 percent clip...the sophomore also grabbed 3.0 rebounds, dished 1.0 assists and 0.6 assists.

**Before BYU**

Prepped at Frederick High School where she was a three-time all-state selection...Two-time state champion...Won two CMS titles...Three-time CMC divisional champ...Helped win three region titles

**Personal**

Parents are Caroline and Kabeya Bubakar... Undecided on major...Loves to dance and can play guitar and piano

**2021-22**

Played in 18 games...Averaged 6.6 minutes per game, scoring 2.2 points...Shot 34.1 percent from the field...Averaged 1.6 rebounds...Season-high 8 points against Utah State...Scored 6 points against Santa Clara with two 3-pointers...Season-high 4 rebounds against Pacific...Played a season-high 11 minutes against Pepperdine and had 3 points, 1 assist, 1 steal and 3 rebounds

**2023-24 GAME-BY-GAME**

OPPONENT	DATE	MIN.	FG-FGA	PCT	3FG-FGA	PCT	FT-FTA	PCT	OFF	DEF	REB	AST	BLK	STL	PF	TO	PTS	AVG
at Montana State	11/7	11	1-4	.250	0-2	.000	0-1	.000	0	3	3	0	0	1	1	1	2	2.0
Weber State	11/10	9	1-2	.500	1-2	.500	1-2	.500	1	2	3	2	0	0	1	2	4	3.0
Utah Valley	11/14	6	0-1	.000	0-0	.000	0-0	.000	0	0	0	0	0	0	0	2	0	2.0
vs. Wake Forest	11/18	20	1-4	.250	0-3	.000	0-0	.000	1	1	2	1	0	1	1	0	2	2.0
vs. Saint Louis	11/21	20	1-5	.200	0-4	.000	6-6	1.000	1	1	2	1	0	2	2	2	8	3.2
LMU	11/25	12	0-2	.000	0-1	.000	2-2	1.000	1	0	1	0	0	0	1	2	0	3.0
at Wyoming	11/28	5	0-1	.000	0-1	.000	0-0	.000	1	0	1	0	0	0	0	0	0	2.6
at Utah	12/2	4	0-1	.000	0-1	.000	0-0	.000	1	0	1	0	0	1	0	1	0	2.3
Utah State	12/5	4	0-0	.000	0-0	.000	0-0	.000	0	0	0	0	0	0	0	0	0	2.0
Boise State	12/9	16	1-5	.200	0-1	.000	0-0	.000	1	4	5	1	0	0	1	0	2	2.0
Idaho State	12/16	7	1-1	1.000	0-0	.000	0-0	.000	2	0	2	0	0	1	1	2	2	2.0
at Missouri State	12/20	10	1-2	.500	0-1	.000	0-0	.000	0	0	0	0	0	0	0	1	2	2.0
vs. Nevada	12/21	12	0-0	.000	0-0	.000	0-0	.000	0	3	3	1	0	1	0	1	0	1.8
at TCU	12/30	9	3-5	.600	1-2	.500	0-0	.000	0	1	1	3	0	0	2	0	7	2.2
Oklahoma	1/3	11	0-4	.000	0-2	.000	3-4	.750	0	2	2	0	0	1	1	0	3	2.3
Iowa State	1/6	17	5-8	.625	1-1	1.000	0-0	.000	1	0	1	2	0	0	0	0	11	2.8
at Houston	1/10	20	1-4	.250	0-0	.000	2-2	1.000	2	4	6	3	0	0	3	3	4	2.9
Cincinnati	1/13	8	1-1	1.000	0-0	.000	0-0	.000	0	0	1	0	0	0	0	0	2	2.8
at Oklahoma State	1/17	19	2-4	.500	0-0	.000	2-4	.500	0	1	1	0	0	1	2	1	6	3.0
Texas Tech	1/20	15	1-2	.500	1-1	1.000	0-0	.000	0	1	1	1	1	1	2	2	3	3.0
at Kansas State	1/27	15	1-2	.500	0-1	.000	0-0	.000	1	3	4	5	0	0	1	1	2	3.0
at Kansas	1/31	23	0-0	.000	0-0	.000	2-2	1.000	0	2	2	2	1	0	2	2	2	2.9
West Virginia	2/3	17	1-3	.333	1-2	.500	0-0	.000	0	2	2	4	0	0	2	4	3	2.9
Baylor	2/7	22	2-6	.333	1-4	.250	1-2	.500	1	4	5	2	1	0	1	2	6	3.0
at Cincinnati	2/10	19	1-3	.333	0-2	.000	0-0	.000	0	0	0	1	0	0	3	4	2	3.0
at UCF	2/13	14	1-3	.333	0-1	.000	1-2	.500	0	1	1	0	0	2	1	1	3	3.0
<b>Kansas</b>	2/17																	
<b>TCU</b>	2/21																	
<b>at Iowa State</b>	2/25																	
<b>Houston</b>	2/28																	
<b>at Texas</b>	3/2																	
<b>Big 12 1st Round</b>	3/7																	
<b>Big 12 2nd Round</b>	3/8																	
<b>Big 12 Quarterfinals</b>	3/9																	
<b>Big 12 Semifinals</b>	3/11																	
<b>Big 12 Championship</b>	3/12																	

SEASON HIGHS

Instagram: [roseball24](#)  
Twitter: [roseball24](#)  
TikTok: [roseball24](#)

Points: 11 vs. Iowa State (1/6/24)  
Rebounds: 6 at Houston (1/10/24)  
Assists: 5 at No. 4 Kansas State (1/27/24)  
Steals: 2 (x2) at UCF (2/13/24)  
Blocks: 1 (x3) No. 18 Baylor (2/31/24)  
Field Goals: 5 Iowa State (1/6/24)  
3-Pointers: 1 (x4) No. 23 West Virginia (2/3/24)  
Free Throws: 6 vs. Saint Louis (11/21/23)  
Minutes: 23 at Kansas (1/31/24)

CAREER HIGHS

Points: 19 vs. Troy (11/19/22)  
Rebounds: 8 vs. Washington State (11/18/22)  
Assists: 5 at No. 4 Kansas State (1/27/24)  
Steals: 2 (x5) at UCF (2/13/24)  
Blocks: 2 San Francisco (1/19/23)  
Field Goals: 7 vs. Washington State (11/18/22)  
3-Pointers: 2 LMU (2/11/23)  
Free Throws: 6 vs. Troy (11/19/22)  
Minutes: 35 at Boise State (12/1/22)

PRODUCTION TRACKER

	2023-24	Career
Had a double-double	-(0-0)	-(0-0)
Scored 10+ points	1 (0-1)	9 (5-4)
Scored 20+ points	-(0-0)	-(0-0)
Led BYU in scoring	-(0-0)	-(0-0)
Led BYU in rebounds	-(0-0)	-(0-0)
Led BYU in assists	1 (0-1)	5 (0-1)
Led BYU in steals	1 (1-0)	1 (1-0)
Led BYU in blocks	1 (1-0)	1 (1-0)
Made 5+ FGs	1 (0-1)	8 (4-4)
Made 3+ 3-pt FGs	-(0-0)	-(0-0)
Had 3+ assists	4 (0-4)	8 (4-4)
Had 2+ steals	2 (2-0)	5 (4-1)
Had 5+ rebounds	3 (2-1)	9 (6-3)
Had 10+ rebounds	-(0-0)	-(0-0)

CAREER STATISTICS

YEAR	GP-GS	MPG	FG-FGA	PCT	3FG-A	PCT	FT-FTA	PCT	OFF-DEF-REB	R/GM	PF-D	A	A/GM	TO	BLK	B/GM	STL	S/GM	PTS	AVG
2021-2022	18-0	6.6	14-41	.341	4-17	.235	7-14	.500	10-18-28	1.6	6-0	4	0.2	4	2	0.1	3	0.2	39	2.2
2022-2023	33-11	20.8	82-184	.446	14-42	.333	42-59	.712	26-72-98	3.0	26-0	33	1.0	51	6	0.2	22	0.7	220	6.7
2023-2024	26-4	13.2	26-73	.356	6-32	.188	20-27	.741	14-35-49	1.9	28-0	31	1.2	33	3	0.1	12	0.5	78	3.0
---	---	---	---	---	---	---	---	---	---	---	---	---	---	---	---	---	---	---	---	---
<b>TOTAL</b>	<b>77-15</b>	<b>14.9</b>	<b>122-298</b>	<b>.409</b>	<b>24-91</b>	<b>.264</b>	<b>69-100</b>	<b>.690</b>	<b>50-125-175</b>	<b>2.3</b>	<b>60-0</b>	<b>68</b>	<b>0.9</b>	<b>88</b>	<b>11</b>	<b>0.1</b>	<b>37</b>	<b>0.5</b>	<b>337</b>	<b>4.4</b>

BIG 12 CAREER STATISTICS

YEAR	GP-GS	MPG	FG-FGA	PCT	3FG-A	PCT	FT-FTA	PCT	OFF-DEF-REB	R/GM	PF-D	A	A/GM	TO	BLK	B/GM	STL	S/GM	PTS	AVG
2023-24	13-4	16.0	19-45	.422	5-16	.313	11-16	.688	5-21-26	2.0	20-0	24	1.9	20	3	0.2	5	0.4	54	4.2
---	---	---	---	---	---	---	---	---	---	---	---	---	---	---	---	---	---	---	---	---
<b>TOTAL</b>	<b>13-4</b>	<b>16.0</b>	<b>19-45</b>	<b>.422</b>	<b>5-16</b>	<b>.313</b>	<b>11-16</b>	<b>.688</b>	<b>5-21-26</b>	<b>2.0</b>	<b>20-0</b>	<b>24</b>	<b>1.9</b>	<b>20</b>	<b>3</b>	<b>0.2</b>	<b>5</b>	<b>0.4</b>	<b>54</b>	<b>4.2</b>



25



# EMMA CALVERT

JUNIOR | 6-5 | FORWARD | FARR WEST, UTAH | FREMONT HIGH SCHOOL

**2022-23**

Calvert appeared in all 33 games for the Cougars, starting 28 while averaging 6.9 points on 46.5 percent shooting, 35.5 percent from three-point land and a team-best 89.2 percent from the charity stripe...the sophomore also pulled down 3.8 rebounds, dished 1.5 assists and 1.0 blocks per contest.

**2021-22**

Played in 23 games...Averaged 4.7 points and 2.3 rebounds in 9.6 minutes per game...Shot 49.4 percent from the field Scored in double-figures twice (13 at Santa Clara, 10 vs. Utah State)...Season-high 13 points came in 8 minutes at Santa Clara...Hit two 3-pointers in a game twice (Utah State, Santa Clara)...Scored 9 against Boise State and 8 at Utah...Season-high five rebounds against Lipscomb and Utah State...Posted 17 blocks on the year, including a season-high 3 vs. Santa Clara at home...Had multiple blocks in five games

**Before BYU**

2021 Gatorade Player of the Year out of Fremont High School...A four-star ESPN recruit...Four-time all-state selection...In 2020, set the state record for field goal percentage and was named the 6A Deseret News MVP, an all-state selectin and named to all-tournament team...Two-time Deseret News MVP...USA Today All-Utah First Team in 2020 and second team in 2019...Four-time 6A all-tournament team...Helped lead Fremont to a state championship in 2018

**Personal**

Parents are Jon and Diane...Information Systems major in the Marriott School of Business...Also plays piano

Instagram: [emmascalvert25](#)  
Twitter: [emmascalvert25](#)  
TikTok: [emmascalvert25](#)

**SEASON HIGHS**

Points: 22 vs. Saint Louis (11/21/23)  
Rebounds: 14 Boise State (12/9/23)  
Assists: 4 vs. Saint Louis (11/21/23)  
Steals: 2 (x2) at TCU (12/30/23)  
Blocks: 5 Idaho State (12/16/23)  
Field Goals: 8 Utah Valley (11/14/23)  
3-Pointers: 3 at Wyoming (11/28/23)  
Free Throws: 7 Utah State (12/5/23)  
Minutes: 33 at Kansas State (1/27/24)

**CAREER HIGHS**

Points: 22 vs. Saint Louis (11/21/23)  
Rebounds: 14 Boise State (12/9/23)  
Assists: 5 Pepperdine (2/9/23)  
Steals: 2 (x7) at TCU (12/30/23)  
Blocks: 5 Idaho State (12/16/23)  
Field Goals: 8 Utah Valley (11/14/23)  
3-Pointers: 5 vs. San Francisco (3/4/23)  
Free Throws: 7 Utah State (12/5/23)  
Minutes: 39 Pepperdine (2/9/23)

**PRODUCTION TRACKER**

Had a double-double 1 (1-0) | Career 1 (1-0)  
Scored 10+ points 8 (5-3) | Career 19 (10-9)  
Scored 20+ points 1 (1-0) | Career 1 (1-0)  
Led BYU in scoring 1 (1-0) | Career 1 (1-0)  
Led BYU in rebounds 1 (1-0) | Career 1 (1-0)  
Led BYU in assists - (0-0) | Career - (0-0)  
Led BYU in steals 2 (0-2) | Career 2 (0-2)  
Led BYU in blocks 13 (4-3) | Career 13 (10-3)  
Made 5+ FGs 5 (3-2) | Career 10 (6-4)  
Made 3+ 3-pt FGs 1 (0-1) | Career 2 (1-1)  
Had 3+ assists 3 (3-0) | Career 9 (6-3)  
Had 2+ blocks 10 (9-1) | Career 25 (20-5)  
Had 5+ rebounds 8 (7-1) | Career 21 (13-8)  
Had 10+ rebounds 2 (2-0) | Career 2 (2-0)

**2023-24 GAME-BY-GAME**

OPPONENT	DATE	MIN.	FG-FGA	PCT	3FG-FGA	PCT	FT-FTA	PCT	OFF	DEF	REB	AST	BLK	STL	PF	TO	PTS	AVG
at Montana State	11/7	13	0-1	.000	0-1	.000	0-2	.000	0	3	3	2	1	0	3	0	0	0.0
Weber State	11/10	22	3-4	.750	1-1	1.000	0-0	.000	0	2	2	0	0	2	2	7	3.5	
Utah Valley	11/14	21	4-6	.667	1-2	.500	0-0	.000	2	3	5	1	4	0	3	2	9	5.3
vs. Wake Forest	11/18	17	2-3	.667	0-0	.000	3-3	1.000	1	1	2	0	1	0	4	5	7	5.8
vs. Saint Louis	11/21	25	8-10	.800	1-1	1.000	5-9	.556	0	7	7	4	2	0	2	2	22	9.0
at TCU	12/30/23																	
LMU	11/25	17	2-5	.400	0-3	.000	0-0	.000	0	3	3	0	2	0	2	0	4	8.2
at Wyoming	11/28	20	6-8	.750	3-5	.600	1-2	.500	1	0	3	1	1	2	1	2	16	9.3
Utah Valley	11/14/23																	
at Utah	12/2	25	6-13	.462	0-3	.000	0-0	.000	2	2	4	1	1	1	2	2	12	9.6
Utah State	12/5	28	3-5	.600	1-3	.333	7-10	.700	2	6	8	1	1	1	4	1	14	10.1
Boise State	12/9	27	3-9	.333	0-2	.000	0-0	.000	2	12	14	3	3	2	5	3	6	9.7
Idaho State	12/16	32	4-10	.400	0-5	.000	3-4	.750	0	3	3	3	5	0	3	2	11	9.8
at Missouri State	12/20	19	3-5	.600	0-1	.000	0-0	.000	0	3	3	1	0	0	3	4	6	9.5
vs. Nevada	12/21	28	2-5	.400	1-3	.333	3-4	.750	1	8	9	1	3	0	4	2	8	9.4
at TCU	12/30	22	3-7	.439	2-3	.666	0-0	.000	0	5	5	1	0	2	4	1	8	9.3
Oklahoma	1/3	23	2-13	.154	2-10	.200	0-0	.000	0	0	0	0	0	1	1	1	6	9.1
Iowa State	1/6	22	4-6	.667	1-2	.500	0-0	.000	0	2	2	2	1	1	4	1	9	9.1
at Houston	1/10	7	1-2	.500	0-1	.000	0-0	.000	0	1	1	0	1	0	1	2	2	8.6
Cincinnati	1/13	35	5-9	.556	0-3	.000	1-2	.500	2	8	10	2	3	1	3	3	11	8.8
at Oklahoma State	1/17	13	2-6	.333	1-2	.500	0-0	.000	0	4	4	0	0	1	4	2	5	8.6
Texas Tech	1/20	26	3-7	.429	0-2	.000	0-0	.000	0	4	4	1	3	0	3	0	6	8.5
at Kansas State	1/27	33	2-6	.333	0-2	.000	1-4	.250	0	4	4	0	0	1	2	3	5	8.3
at Kansas	1/31	11	0-3	.000	0-2	.000	0-0	.000	0	2	2	0	0	0	5	1	0	7.9
West Virginia	2/3	24	3-9	.333	2-5	.400	4-4	1.000	2	2	4	2	0	0	2	1	12	8.1
Baylor	2/7	17	6-8	.750	2-4	.500	0-0	.000	1	4	5	0	0	1	3	0	14	8.3
at Cincinnati	2/10	21	1-4	.250	1-2	.500	0-0	.000	0	5	5	0	1	0	4	2	3	8.1
at UCF	2/13	20	1-4	.250	1-3	.333	0-0	.000	0	0	0	1	0	1	3	3	3	8.1
Kansas	2/17																	
TCU	2/21																	
at Iowa State	2/25																	
Houston	2/28																	
at Texas	3/2																	
Big 12 1st Round	3/7																	
Big 12 2nd Round	3/8																	
Big 12 Quarterfinals	3/9																	
Big 12 Semifinals	3/11																	
Big 12 Championship	3/12																	

**CAREER STATISTICS**

YEAR	GP-GS	MPG	FG-FGA	PCT	3FG-A	PCT	FT-FTA	PCT	OFF-DEF-REB	R/GM	PF-D	A	A/GM	TO	BLK	B/GM	STL	S/GM	PTS	AVG
2021-2022	23-0	9.6	43-87	.494	8-32	.250	13-16	.813	20-33-53	2.3	37-1	13	0.6	21	17	0.7	5	0.2	107	4.7
2022-2023	33-28	21.0	86-185	.465	22-62	.355	33-37	.892	27-100-127	3.8	94-4	48	1.5	81	34	1.0	13	0.4	227	6.9
2023-2024	26-13	21.8	79-168	.470	20-71	.282	28-44	.636	16-94-110	4.2	79-2	27	1.0	46	36	1.4	14	0.5	206	7.9
--	--	--	--	--	--	--	--	--	--	--	--	--	--	--	--	--	--	--	--	--
<b>TOTAL</b>	<b>82-41</b>	<b>18.1</b>	<b>208-440</b>	<b>.473</b>	<b>50-165</b>	<b>.303</b>	<b>74-97</b>	<b>.763</b>	<b>63-227-290</b>	<b>3.5</b>	<b>210-7</b>	<b>88</b>	<b>1.1</b>	<b>148</b>	<b>87</b>	<b>1.1</b>	<b>32</b>	<b>0.4</b>	<b>540</b>	<b>6.6</b>

**BIG 12 CAREER STATISTICS**

YEAR	GP-GS	MPG	FG-FGA	PCT	3FG-A	PCT	FT-FTA	PCT	OFF-DEF-REB	R/GM	PF-D	A	A/GM	TO	BLK	B/GM	STL	S/GM	PTS	AVG
2023-24	13-9	21.1	33-84	.393	12-41	.293	6-10	.600	5-41-46	3.5	39-1	9	0.7	20	9	0.7	9	0.7	84	6.5
<b>TOTAL</b>	<b>13-9</b>	<b>21.1</b>	<b>33-84</b>	<b>.393</b>	<b>12-41</b>	<b>.293</b>	<b>6-10</b>	<b>.600</b>	<b>5-41-46</b>	<b>3.5</b>	<b>39-1</b>	<b>9</b>	<b>0.7</b>	<b>20</b>	<b>9</b>	<b>0.7</b>	<b>9</b>	<b>0.7</b>	<b>84</b>	<b>6.5</b>



30

# LAUREN DAVENPORT

JUNIOR | 5-11 | GUARD | IDAHO FALLS, IDAHO | BOSTON UNIVERSITY

**2021-22 & 2022-23 (Boston University)**  
 Appeared in 31 games, making 14 starts...Named the team's Most Improved Player after averaging 5.9 points in 19.9 minutes per game on 35.6 percent shooting, including 30.3 percent from three...Notched her first-career game in double digits with 12 points, seven rebounds, and five assists against Hartford (Nov. 19, 2022)...Drained two three-pointers for 10 points at Boston College (Dec. 4, 2022)...Recorded a career-high 16 points against American (Jan. 8, 2023)...Made five of six shots for 11 points at Army West Point (Jan. 15, 2023)...Scored 14 points in the Patriot League Quarterfinals against Loyola Maryland (March 6, 2023)...Registered 12 points and a team-high six boards in the Patriot League Championship game vs. Holy Cross (March 12, 2023)

**High School**  
 Idaho 5A Defensive Player of the Year (2021)...Idaho 5A First Team All-Conference (2019, 2020, 2021)...Owns six school records at Thunder Ridge High School...Played volleyball in high school...Also plays piano, loves surfing and traveling

**Personal**  
 Born in Idaho Falls, Idaho...Parents are David and Katie Davenport...Behavioral Health and Science major...Has two brothers and a sister (Cole, Connor and Paige)...Also recruited by Boise State, Gonzaga, Pepperdine, Utah and Wyoming



Instagram: [laur\\_davenport](#)

SEASON HIGHS

Points:	15	at Houston (1/10/24)
Rebounds:	7	at Montana State (11/7/23)
Assists:	4	at UCF (2/13/24)
Steals:	1 (x6)	West Virginia (2/3/24)
Blocks:	2 (x4)	Cincinnati (1/13/24)
Field Goals:	7	at Houston (1/10/24)
3-Pointers:	3 (x3)	West Virginia (2/3/24)
Free Throws:	4	at Montana State (11/7/23)
Minutes:	34	Utah Valley (11/14/23)

CAREER HIGHS

Points:	16	vs. American (1/8/23)
Rebounds:	8	vs. Lehigh (1/28/23)
Assists:	5	vs. Hartford (11/19/22)
Steals:	2 (x3)	at Holy Cross (3/1/23)
Blocks:	2 (x8)	Cincinnati (1/13/24)
Field Goals:	7	at Houston (1/10/24)
3-Pointers:	4	vs. Loyola Maryland (3/6/23)
Free Throws:	5	vs. Lehigh (1/28/23)
Minutes:	34	Utah Valley (11/14/23)

PRODUCTION TRACKER

Had a double-double	2023-24: 0 (0-0)	Career: 0 (0-0)
Scored 10+ points	6 (3-3)	14 (9-5)
Scored 20+ points	0 (0-0)	0 (0-0)
Led BYU in scoring	2 (0-2)	2 (0-2)
Led BYU in rebounds	0 (0-0)	0 (0-0)
Led BYU in assists	0 (0-0)	0 (0-0)
Led BYU in steals	2 (1-1)	2 (1-1)
Led BYU in blocks	3 (1-2)	3 (1-2)
Made 5+ FGs	2 (0-2)	7 (4-3)
Made 3+ 3-pt FGs	3 (1-2)	5 (2-3)
Made 5+ 3-pt FGs	0 (0-0)	0 (0-0)
Had 3+ assists	2 (2-0)	5 (5-0)
Had 2+ blocks	4 (3-1)	8
Had 5+ rebounds	3 (2-1)	12 (8-4)

2023-24 GAME-BY-GAME

OPPONENT	DATE	MIN.	FG-FGA	PCT	3FG-FGA	PCT	FT-FTA	PCT	OFF	DEF	REB	AST	BLK	STL	PF	TO	PTS	AVG
at Montana State	11/7	32	3-8	.375	2-4	.500	4-4	1.000	1	6	7	2	0	0	2	7	12	12.0
Weber State	11/10	24	1-3	.333	1-3	.333	0-0	.000	0	2	2	0	1	0	3	3	3	7.5
Utah Valley	11/14	34	2-9	.222	1-5	.200	0-0	.000	0	4	4	2	0	1	1	2	5	6.7
vs. Wake Forest	11/18	22	1-5	.200	1-2	.500	0-0	.000	0	3	3	3	0	1	0	3	3	5.8
vs. Saint Louis	11/21	16	1-3	.333	1-2	.500	0-0	.000	0	3	3	0	0	0	0	0	3	5.2
LMU	11/25	17	3-4	.750	0-1	.000	1-1	1.000	2	1	3	0	0	0	2	1	7	5.5
at Wyoming	11/28	13	0-2	.000	0-0	.000	0-0	.000	0	3	3	0	0	0	0	1	0	4.7
at Utah	12/2	15	2-6	.333	2-3	.667	0-0	.000	0	1	1	0	1	0	3	2	6	4.9
Utah State	12/5	23	1-3	.333	1-3	.333	0-0	.000	1	2	3	0	0	0	2	1	3	4.7
Boise State	12/9	21	2-8	.250	1-5	.200	3-4	.750	0	4	4	1	2	0	3	1	8	5.0
Idaho State	12/16	20	1-3	.333	1-3	.333	0-2	.000	0	2	2	1	0	1	1	1	3	4.8
at Missouri State	12/20	21	4-6	.667	3-4	.750	1-3	.333	0	3	3	1	0	0	3	3	12	5.4
vs. Nevada	12/21	33	4-9	.444	2-5	.400	0-0	.000	2	3	5	3	2	0	1	5	10	5.8
at TCU	12/30	14	2-5	.400	1-2	.500	0-0	.000	0	0	0	0	0	0	1	1	5	5.7
Oklahoma	1/3	21	3-13	.231	1-4	.250	0-0	.000	1	5	5	2	1	0	1	3	7	5.8
Iowa State	1/6	20	1-5	.200	0-3	.000	0-0	.000	0	4	4	1	0	0	1	1	2	5.6
at Houston	1/10	28	7-13	.538	1-4	.250	0-0	.000	1	3	4	0	2	0	1	2	15	6.1
Cincinnati	1/13	20	4-8	.500	3-4	.750	0-0	.000	0	0	0	1	2	0	1	3	11	6.4
at Oklahoma State	1/17	26	1-7	.143	0-4	.000	1-2	.500	0	1	1	0	0	0	2	3	3	6.2
Texas Tech	1/20	17	1-5	.200	1-2	.500	0-0	.000	0	3	3	2	0	0	2	2	3	6.6
at Kansas State	1/27																	DID NOT PLAY
at Kansas	1/31	23	2-7	.286	1-4	.250	0-0	.000	0	1	1	1	0	1	1	1	5	6.0
West Virginia	2/3	22	5-9	.556	3-4	.750	0-0	.000	0	1	1	0	0	1	3	1	13	6.3
Baylor	2/7	20	2-6	.333	1-3	.333	0-0	.000	0	1	1	1	1	0	0	3	5	6.3
at Cincinnati	2/10	22	2-8	.250	2-5	.400	0-0	.000	0	1	1	1	1	0	1	0	6	6.3
at UCF	2/13	29	0-6	.000	0-4	.000	2-2	1.000	0	1	1	4	1	0	3	0	2	6.1
Kansas	2/17																	
TCU	2/21																	
at Iowa State	2/25																	
Houston	2/28																	
at Texas	3/2																	
Big 12 1st Round	3/7																	
Big 12 2nd Round	3/8																	
Big 12 Quarterfinals	3/9																	
Big 12 Semifinals	3/11																	
Big 12 Championship	3/12																	

CAREER STATISTICS

YEAR	GP-GS	MPG	FG-FGA	PCT	3FG-A	PCT	FT-FTA	PCT	OFF-DEF-REB	R/GM	PF-D	A	A/GM	TO	BLK	B/GM	STL	S/GM	PTS	AVG
2021-2022*	13-0	6.2	6-23	.261	2-12	.167	4-7	.571	5-13-18	1.4	9-0	4	0.3	7	2	0.2	1	0.1	18	1.4
2022-2023*	31-14	20.0	64-180	.356	20-66	.303	36-49	.735	14-100-114	3.7	31-0	38	1.2	34	15	0.5	16	0.5	184	5.9
2023-2024	25-9	22.2	55-161	.342	30-83	.361	12-18	.667	8-58-66	2.6	45-1	27	1.1	48	14	0.6	6	0.2	152	6.1
--	--	--	--	--	--	--	--	--	--	--	--	--	--	--	--	--	--	--	--	--
--	--	--	--	--	--	--	--	--	--	--	--	--	--	--	--	--	--	--	--	--
<b>TOTAL</b>	<b>69-23</b>	<b>18.2</b>	<b>125-364</b>	<b>.343</b>	<b>52-161</b>	<b>.323</b>	<b>52-74</b>	<b>.703</b>	<b>27-171-198</b>	<b>2.9</b>	<b>85-1</b>	<b>69</b>	<b>1.0</b>	<b>89</b>	<b>31</b>	<b>0.5</b>	<b>23</b>	<b>0.3</b>	<b>354</b>	<b>5.1</b>

\*At Boston University

BIG 12 CAREER STATISTICS

YEAR	GP-GS	MPG	FG-FGA	PCT	3FG-A	PCT	FT-FTA	PCT	OFF-DEF-REB	R/GM	PF-D	A	A/GM	TO	BLK	B/GM	STL	S/GM	PTS	AVG
2022-23	12-0	21.9	30-92	.326	14-43	.326	3-4	.750	2-21-23	1.9	19-0	13	1.1	18	8	0.7	3	0.3	77	6.4
TOTAL	12-0	21.9	30-92	.326	14-43	.326	3-4	.750	2-21-23	1.9	19-0	13	1.1	18	8	0.7	3	0.3	77	6.4



SEASON BOX SCORE

2023-24 BYU Women's Basketball  
Combined Team Statistics  
All games



Game Records

Record	Overall	Home	Away	Neutral
ALL GAMES	15-11	9-3	3-8	3-0
CONFERENCE	5-8	3-3	2-5	0-0
NON-CONFERENCE	10-3	6-0	1-3	3-0

Score by Periods

Team	1st	2nd	3rd	4th	OT	TOT
BYU	402	416	465	475	9	1767
Opponents	419	384	427	459	6	1695

Team Box Score

No.	Player	Total					3-Point		F-Throw		Rebounds				Other							
		GP-GS	MIN	AVG	FG-FGA	FG%	3FG-3FGA	3FG%	FT-FTA	FT%	OFF	DEF	TOT	AVG	PF	DQ	A	TO	BLK	STL	PTS	AVG
12	GUSTIN, Lauren	26-26	947:29	36.4	192-368	.522	0-8	.000	44-105	.419	128	271	399	15.3	71	2	49	78	7	12	428	16.5
10	WOOLSTON, Kailey	26-26	895:56	34.5	130-265	.491	70-149	.470	48-57	.842	22	68	90	3.5	67	1	61	68	5	20	378	14.5
1	WHITING, Amari	26-26	810:54	31.2	93-225	.413	25-75	.333	69-108	.639	19	113	132	5.1	73	1	99	77	7	40	280	10.8
3	FALATEA, Nani	3-1	63:51	21.3	7-21	.333	2-6	.333	10-10	1.000	2	8	10	3.3	2	0	14	4	1	2	26	8.7
25	CALVERT, Emma	26-13	568:01	21.8	79-168	.470	20-71	.282	28-44	.636	16	94	110	4.2	79	2	27	46	36	14	206	7.9
11	SMILER, Kaylee	25-25	883:48	35.4	55-117	.470	34-64	.531	40-55	.727	6	51	57	2.3	61	1	98	65	27	35	184	7.4
30	DAVENPORT, Lauren	25-9	555:03	22.2	55-161	.342	30-83	.361	12-18	.667	8	58	66	2.6	45	1	27	48	14	6	152	6.1
24	BUBAKAR, Rose	26-4	343:58	13.2	26-73	.356	6-32	.188	20-27	.741	14	35	49	1.9	28	0	31	33	3	12	78	3.0
21	HAMSON, Heather	11-0	34:12	3.1	5-8	.625	0-0	.000	3-5	.600	2	4	6	0.5	3	0	1	5	1	1	13	1.2
4	MATAVAO, Ali'a	19-0	87:39	4.6	7-29	.241	0-6	.000	3-8	.375	5	8	13	0.7	20	0	4	13	1	2	17	0.9
15	WILLARDSON, McKinley	5-0	07:04	1.4	1-1	1.000	0-0	.000	1-2	.500	1	0	1	0.2	1	0	1	1	0	0	3	0.6
20	MATA, Marina	11-0	26:33	2.4	0-2	.000	0-1	.000	2-2	1.000	0	2	2	0.2	4	0	0	4	0	0	2	0.2
2	KREBS, Kylie	1-0	00:33	0.5	0-0	.000	0-0	.000	0-0	.000	0	0	0	0.0	0	0	0	0	0	0	0	0.0
Team											52	51	103					14				
<b>Total</b>		<b>26</b>	<b>5225</b>		<b>650-1438</b>	<b>.452</b>	<b>187-495</b>	<b>.378</b>	<b>280-441</b>	<b>.635</b>	<b>275</b>	<b>763</b>	<b>1038</b>	<b>39.9</b>	<b>454</b>	<b>8</b>	<b>412</b>	<b>456</b>	<b>102</b>	<b>144</b>	<b>1767</b>	<b>68.0</b>
<b>Opponents</b>		<b>26</b>	<b>5225</b>		<b>601-1575</b>	<b>.382</b>	<b>167-521</b>	<b>.321</b>	<b>326-452</b>	<b>.721</b>	<b>266</b>	<b>595</b>	<b>861</b>	<b>33.1</b>	<b>448</b>	<b>8</b>	<b>318</b>	<b>318</b>	<b>76</b>	<b>209</b>	<b>1695</b>	<b>65.2</b>

Team Statistics

	BYU	OPP
<b>Scoring</b>	<b>1767</b>	<b>1695</b>
Points per game	68.0	65.2
Scoring margin	+2.8	-
<b>Field goals-att</b>	<b>650-1438</b>	<b>601-1575</b>
Field goal pct	.452	.382
<b>3 point fg-att</b>	<b>187-495</b>	<b>167-521</b>
3-point FG pct	.378	.321
3-pt FG made per game	7.2	6.4
<b>Free throws-att</b>	<b>280-441</b>	<b>326-452</b>
Free throw pct	.635	.721
F-Throws made per game	10.8	12.5
<b>Rebounds</b>	<b>1038</b>	<b>861</b>
Rebounds per game	39.9	33.1
Rebounding margin	+6.8	-
<b>Assists</b>	<b>412</b>	<b>318</b>
Assists per game	15.8	12.2
<b>Turnovers</b>	<b>456</b>	<b>318</b>
Turnovers per game	17.5	12.2
Turnover margin	-5.3	-
Assist/turnover ratio	0.9	1.0
<b>Steals</b>	<b>144</b>	<b>209</b>
Steals per game	5.5	8.0
<b>Blocks</b>	<b>102</b>	<b>76</b>
Blocks per game	3.9	2.9
<b>Winning streak</b>	<b>3</b>	<b>-</b>
Home win streak	1	-
<b>Attendance</b>	<b>25680</b>	<b>33758</b>
Home games-Avg/Game	12-2140	11-3069
Neutral site-Avg/Game	-	3-684

Team Results

Date	Opponent	Score	Att.
11/07/2023	at Montana St.	W 68-60	5017
11/10/2023	Weber St.	W 77-49	5705
11/14/2023	Utah Valley	W 59-44	1690
11/18/2023	vs Wake Forest	W 67-44	157
11/21/2023	vs Saint Louis	W 87-66	220
11/25/2023	LMU (CA)	W 74-58	1529
11/28/2023	at Wyoming	L 74-86	2442
12/02/2023	at Utah	L 68-87	6182
12/05/2023	Utah St.	W 72-66	1565
12/09/2023	Boise St.	W 65-50	2722
12/16/2023	Idaho St.	Wot 79-76	1911
12/20/2023	at Missouri St.	L 55-56	1619
12/21/2023	vs Nevada	W 72-59	1674
12/30/2023	at TCU	L 67-81	2572
01/03/2024	Oklahoma	L 63-75	1748
01/06/2024	Iowa St.	L 75-80	1872
01/10/2024	at Houston	L 69-79	805
01/13/2024	Cincinnati	W 68-58	1786
01/17/2024	at Oklahoma St.	L 50-82	2044
01/20/2024	Texas Tech	W 60-46	1873
01/27/2024	at Kansas St.	L 65-67	8180
01/31/2024	at Kansas	L 53-67	2964
02/03/2024	West Virginia	L 69-76	1754
02/07/2024	Baylor	W 78-66	1525
02/10/2024	at Cincinnati	W 69-57	1084
02/13/2024	at UCF	W 64-60	849





CONFERENCE BOX SCORE



2023-24 BYU Women's Basketball  
Combined Team Statistics  
In Conference games

Game Records

Record	Overall	Home	Away	Neutral
ALL GAMES	5-8	3-3	2-5	0-0
CONFERENCE	5-8	3-3	2-5	0-0
NON-CONFERENCE	0-0	0-0	0-0	0-0

Score by Periods

Team	1st	2nd	3rd	4th	OT	TOT
BYU	174	201	238	237	0	850
Opponents	220	199	234	241	0	894

Team Box Score

No.	Player	Total			3-Point		F-Throw		Rebounds				Other Stats									
		GP-GS	MIN	AVG	FG-FGA	FG%	3FG-3FGA	3FG%	FT-FTA	FT%	OFF	DEF	TOT	AVG	PF	DQ	A	TO	BLK	STL	PTS	AVG
12	GUSTIN, Lauren	13-13	483:17	37.2	97-199	.487	0-4	.000	14-31	.452	67	130	197	15.2	36	1	19	27	4	6	208	16.0
10	WOOLSTON, Kailey	13-13	441:50	34.0	66-142	.465	35-80	.438	22-25	.880	10	32	42	3.2	38	1	28	30	2	6	189	14.5
1	WHITING, Amari	13-13	428:35	33.0	46-108	.426	14-41	.341	29-49	.592	8	55	63	4.8	39	1	53	43	4	17	135	10.4
11	SMILER, Kaylee	13-13	460:04	35.4	25-58	.431	16-33	.485	28-35	.800	2	24	26	2.0	29	0	55	39	11	14	94	7.2
25	CALVERT, Emma	13-9	274:40	21.1	33-84	.393	12-41	.293	6-10	.600	5	41	46	3.5	39	1	9	20	9	9	84	6.5
30	DAVENPORT, Lauren	12-0	262:30	21.9	30-92	.326	14-43	.326	3-4	.750	2	21	23	1.9	19	0	13	18	8	3	77	6.4
24	BUBAKAR, Rose	13-4	207:27	16.0	19-45	.422	5-16	.313	11-16	.688	5	21	26	2.0	20	0	24	20	3	5	54	4.2
21	HAMSON, Heather	2-0	07:05	3.5	0-1	.000	0-0	.000	2-2	1.000	2	1	3	1.5	0	0	0	3	0	0	2	1.0
4	MATAVAO, Ali'a	7-0	26:49	3.8	3-12	.250	0-3	.000	0-0	.000	2	5	7	1.0	7	0	0	4	0	2	6	0.9
15	WILLARDSON, McKinley	2-0	02:24	1.2	0-0	.000	0-0	.000	1-2	.500	0	0	0	0.0	1	0	0	0	0	0	1	0.5
20	MATA, Marina	3-0	05:19	1.8	0-0	.000	0-0	.000	0-0	.000	0	1	1	0.3	0	0	0	0	0	0	0	0.0
Team											30	28	58				8					
<b>Total</b>		<b>13</b>	<b>2600</b>		<b>319-741</b>	<b>.430</b>	<b>96-261</b>	<b>.368</b>	<b>116-174</b>	<b>.667</b>	<b>133</b>	<b>359</b>	<b>492</b>	<b>37.8</b>	<b>228</b>	<b>4</b>	<b>201</b>	<b>212</b>	<b>41</b>	<b>62</b>	<b>850</b>	<b>65.4</b>
<b>Opponents</b>		<b>13</b>	<b>2600</b>		<b>311-790</b>	<b>.394</b>	<b>88-265</b>	<b>.332</b>	<b>184-246</b>	<b>.748</b>	<b>146</b>	<b>320</b>	<b>466</b>	<b>35.8</b>	<b>199</b>	<b>2</b>	<b>171</b>	<b>153</b>	<b>38</b>	<b>102</b>	<b>894</b>	<b>68.8</b>

Team Statistics

	BYU	OPP
<b>Scoring</b>	<b>850</b>	<b>894</b>
Points per game	65.4	68.8
Scoring margin	-3.4	-
<b>Field goals-att</b>	<b>319-741</b>	<b>311-790</b>
Field goal pct	.430	.394
<b>3 point fg-att</b>	<b>96-261</b>	<b>88-265</b>
3-point FG pct	.368	.332
3-pt FG made per game	7.4	6.8
<b>Free throws-att</b>	<b>116-174</b>	<b>184-246</b>
Free throw pct	.667	.748
F-Throws made per game	8.9	14.2
<b>Rebounds</b>	<b>492</b>	<b>466</b>
Rebounds per game	37.8	35.8
Rebounding margin	+2.0	-
<b>Assists</b>	<b>201</b>	<b>171</b>
Assists per game	15.5	13.2
<b>Turnovers</b>	<b>212</b>	<b>153</b>
Turnovers per game	16.3	11.8
Turnover margin	-4.5	-
Assist/turnover ratio	0.9	1.1
<b>Steals</b>	<b>62</b>	<b>102</b>
Steals per game	4.8	7.8
<b>Blocks</b>	<b>41</b>	<b>38</b>
Blocks per game	3.2	2.9
<b>Winning streak</b>	<b>3</b>	<b>-</b>
Home win streak	1	-
<b>Attendance</b>	<b>10558</b>	<b>18498</b>
Home games-Avg/Game	6-1760	7-2643
Neutral site-Avg/Game	-	0-0

Team Results

Date	Opponent	Score	Att.
12/30/2023	at TCU	L 67-81	2572
01/03/2024	Oklahoma	L 63-75	1748
01/06/2024	Iowa St.	L 75-80	1872
01/10/2024	at Houston	L 69-79	805
01/13/2024	Cincinnati	W 68-58	1786
01/17/2024	at Oklahoma St.	L 50-82	2044
01/20/2024	Texas Tech	W 60-46	1873
01/27/2024	at Kansas St.	L 65-67	8180
01/31/2024	at Kansas	L 53-67	2964
02/03/2024	West Virginia	L 69-76	1754
02/07/2024	Baylor	W 78-66	1525
02/10/2024	at Cincinnati	W 69-57	1084
02/13/2024	at UCF	W 64-60	849







GAME 9: VS. UTAH STATE

Official Basketball Box Score - Final
Utah St. at BYU
12:05:23 Marriott Center, Provo
2023-24 Women's Basketball
Game Time: 3:00 PM
Game Duration: 2:36
Attendance: 1,565
Officials: Kyle Bacon, Brian Woods, Nadi Carey

Utah St. - 66 Record: 3-5
Table with columns: NO. Name, Min, FG, 3P, FT, Rebounds, Fouls, TP, AS, TO, ST, Blocks, +/-

BYU - 72 Record: 7-3
Table with columns: NO. Name, Min, FG, 3P, FT, Rebounds, Fouls, TP, AS, TO, ST, Blocks, +/-

Summary statistics table including Biggest lead, Best Scoring Run, Lead Changes, Times Tied, Time with Lead, Points from Turnovers, Paint, Second Chance, Fast Breaks, Bench, and Period by Period Scoring.

GAME 10: VS. BOISE STATE

Official Basketball Box Score - Final
Boise St. at BYU
12:09:23 Marriott Center, Provo
2023-24 Women's Basketball
Game Time: 2:00 PM
Game Duration: 1:51
Attendance: 2,722
Officials: Cameron Inouye, Brian Garland, Corey Long

Boise St. - 50 Record: 7-3
Table with columns: NO. Name, Min, FG, 3P, FT, Rebounds, Fouls, TP, AS, TO, ST, Blocks, +/-

BYU - 65 Record: 8-2
Table with columns: NO. Name, Min, FG, 3P, FT, Rebounds, Fouls, TP, AS, TO, ST, Blocks, +/-

Summary statistics table including Biggest lead, Best Scoring Run, Lead Changes, Times Tied, Time with Lead, Points from Turnovers, Paint, Second Chance, Fast Breaks, Bench, and Period by Period Scoring.

GAME 11: VS. IDAHO STATE

Official Basketball Box Score - Final
Idaho St. at BYU
12:16:23 Marriott Center, Provo
2023-24 Women's Basketball
Game Time: 2:00 PM
Game Duration: 2:28
Attendance: 1,911
Officials: Maj Forsberg, Teresa Turner, Nicole Leon

Idaho St. - 76 Record: 4-5
Table with columns: NO. Name, Min, FG, 3P, FT, Rebounds, Fouls, TP, AS, TO, ST, Blocks, +/-

BYU - 79 Record: 9-3
Table with columns: NO. Name, Min, FG, 3P, FT, Rebounds, Fouls, TP, AS, TO, ST, Blocks, +/-

Summary statistics table including Biggest lead, Best Scoring Run, Lead Changes, Times Tied, Time with Lead, Points from Turnovers, Paint, Second Chance, Fast Breaks, Bench, and Period by Period Scoring.

GAME 12: AT MISSOURI STATE

Official Basketball Box Score - Final
BYU at Missouri St.
12:20:23 Great Southern Bank Arena, Springfield
2023-24 Women's Basketball
Game Time: 2:30 PM
Game Duration: 2:00
Attendance: 1,619
Officials: Corey Malone, Michele Kramer, Jeremy McHugh

BYU - 55 Record: 9-3
Table with columns: NO. Name, Min, FG, 3P, FT, Rebounds, Fouls, TP, AS, TO, ST, Blocks, +/-

Missouri St. - 56 Record: 5-3
Table with columns: NO. Name, Min, FG, 3P, FT, Rebounds, Fouls, TP, AS, TO, ST, Blocks, +/-

Summary statistics table including Biggest lead, Best Scoring Run, Lead Changes, Times Tied, Time with Lead, Points from Turnovers, Paint, Second Chance, Fast Breaks, Bench, and Period by Period Scoring.



GAME 13: VS. NEVADA (AT MISSOURI STATE)

Official Basketball Box Score - Final
Nevada at BYU
12/21/23 Great Southern Bank Arena, Springfield
2023-24 Women's Basketball
Record: 6-7
Officials: Missy Brooks, Jessica Fortner, Ty Bills
Game Time: 12:00 PM
Game Duration: 1:51

BYU - 72
Record: 10-3
Shooting By Period
1st FG% 6-10 60.0%
2nd FG% 8-18 44.4%
3rd FG% 7-12 58.3%
4th FG% 6-11 54.5%
GM FG% 27-51 52.9%
3PT% 7-18 38.9%
FT% 11-18 61.1%
Dead Ball Rebounds: 5 0

Points from
Turnovers 12 12
Paint 30 36
Second Chance 10 14
Fast Breaks 12 6
Bench 15 8

Period by Period Scoring
1st 2nd 3rd 4th TOT
BYU 16 6 12 25 59

GAME 15: VS OKLAHOMA

Official Basketball Box Score - Final
Oklahoma at BYU
01/05/24 Marriott Center, Provo
2023-24 Women's Basketball
Record: 8-5 (2-0)
Officials: Roy Gubeyan, Tiffany Bird, Kyle Bacon
Game Time: 7:00 PM
Game Duration: 2:03
Attendance: 1,748

BYU - 63
Record: 10-5 (0-2)
Shooting By Period
1st FG% 3-20 15.0%
2nd FG% 5-16 31.3%
3rd FG% 7-17 41.2%
4th FG% 5-16 31.3%
GM FG% 20-69 29.0%
3PT% 10-33 30.3%
FT% 13-18 72.2%
Dead Ball Rebounds: 2 0

Points from
Turnovers 18 7
Paint 36 20
Second Chance 20 14
Fast Breaks 14 11
Bench 29 11

Period by Period Scoring
1st 2nd 3rd 4th TOT
OU 18 22 18 17 75



GAME 14: AT TCU

Official Basketball Box Score - Final
BYU at TCU
12/30/23 Ed and Rae Scholmaier Arena, Fort Worth
2023-24 Women's Basketball
Record: 10-4 (0-1)
Officials: Brian Garland, In'Fin Robinson, Zac Bross
Game Time: 4:00 PM
Game Duration: 1:37
Attendance: 2,572

TCU - 81
Record: 14-0 (1-0)
Shooting By Period
1st FG% 10-20 50.0%
2nd FG% 7-10 70.0%
3rd FG% 8-11 72.7%
4th FG% 6-11 54.5%
GM FG% 32-63 50.8%
3PT% 8-16 50.0%
FT% 9-11 81.8%
Dead Ball Rebounds: 3 1

Points from
Turnovers 5 12
Paint 20 38
Second Chance 5 10
Fast Breaks 7 12
Bench 12 0

Period by Period Scoring
1st 2nd 3rd 4th TOT
BYU 13 18 12 24 67

GAME 16: VS IOWA STATE

Official Basketball Box Score - Final
Iowa St. at BYU
01/06/24 Marriott Center, Provo
2023-24 Women's Basketball
Record: 10-4 (3-0)
Officials: Maj Forberg, Brian Enterline, Kim Hobbs
Game Time: 4:00 PM
Game Duration: 1:57
Attendance: 1,872

BYU - 75
Record: 10-6 (0-3)
Shooting By Period
1st FG% 7-14 50.0%
2nd FG% 8-17 47.1%
3rd FG% 9-18 50.0%
4th FG% 8-14 57.1%
GM FG% 32-65 49.2%
3PT% 9-20 45.0%
FT% 2-6 33.3%
Dead Ball Rebounds: 2 0

Points from
Turnovers 8 17
Paint 24 42
Second Chance 21 13
Fast Breaks 6 6
Bench 16 13

Period by Period Scoring
1st 2nd 3rd 4th TOT
ISU 20 10 25 25 80

**GAME 17: AT HOUSTON**

Official Basketball Box Score - Final <b>BYU at Houston</b> 01/10/24 Feritta Center, Houston 2023-24 Women's Basketball Game Time: 7:00 PM Game Duration: 2:01 Attendance: 502 Officials: Michael McConnell, Scott Yanbrugh, Keynna Seales											
Record: 10-7 (0-4) Team: 26-52 7-17 10-12 12 25 37 20 16 69 13 25 1 4 1 -10 Technical Fouls: NONE Dead Ball Rebounds: 1, 0											

Houston - 79 Record: 10-5 (1-3) Team: 25-57 8-20 21-26 10 15 25 16 20 79 11 13 13 1 4 10 Technical Fouls: NONE Dead Ball Rebounds: 2, 0											
---	--	--	--	--	--	--	--	--	--	--	--

BYU	HOU	Points from Turnovers	BYU	HOU	Period by Period Scoring				
1 (1 <sup>st</sup> 9:05)	15 (1 <sup>st</sup> 2:11)	11	27						
14 (2 <sup>nd</sup> 5:39)	11 (1 <sup>st</sup> 5:28)	36	28	1st	2nd	3rd	4th	TOT	
2		13	10	12	13	19	25	69	
0		8	8	HOU	21	13	17	28	79
0		19	29						

**GAME 18: VS CINCINNATI**

Official Basketball Box Score - Final <b>Cincinnati at BYU</b> 01/13/24 Marriott Center, Provo 2023-24 Women's Basketball Game Time: 4:00 PM Game Duration: 2:52 Attendance: 1,786 Officials: Julie Kronmeyer, Tiffany Bird, Infor Robinson											
Record: 9-7 (1-4) Team: 20-59 7-15 11-16 13 23 36 18 16 58 10 12 7 2 6 10 Technical Fouls: NONE Dead Ball Rebounds: 3, 0											

BYU - 68 Record: 11-7 (1-4) Team: 25-52 8-21 10-17 10 28 38 16 18 68 18 15 3 6 2 10 Technical Fouls: NONE Dead Ball Rebounds: 1, 0											
--	--	--	--	--	--	--	--	--	--	--	--

CINCI	BYU	Points from Turnovers	CINCI	BYU	Period by Period Scoring				
3 (1 <sup>st</sup> 9:08)	14 (2 <sup>nd</sup> 1:14)	20	32						
9 (3 <sup>rd</sup> 7:53)	8 (2 <sup>nd</sup> 1:14)	5	9	12	14	18	14	58	
5		1	6	BYU	13	25	13	17	68
3		8	15						

**GAME 19: AT OKLAHOMA STATE**

Official Basketball Box Score - Final <b>BYU at Oklahoma State</b> 01/17/24 Gallagher Day Arena, Stillwater 2023-24 Women's Basketball Game Time: 6:30 PM Game Duration: 1:57 Attendance: 2,044 Officials: Maj Forsberg, Brian Garland, Demoya Pugh											
Record: 11-8 (1-5) Team: 18-52 3-18 11-22 12 27 39 20 21 50 7 25 6 2 5 -32 Technical Fouls: NONE Dead Ball Rebounds: 4, 0											

Oklahoma St. - 82 Record: 11-6 (4-2) Team: 27-59 5-23 23-25 6 29 35 21 20 82 17 11 18 5 2 32 Technical Fouls: NONE Dead Ball Rebounds: 1, 0											
---	--	--	--	--	--	--	--	--	--	--	--

BYU	OSU	Points from Turnovers	BYU	OSU	Period by Period Scoring				
0 (1 <sup>st</sup> 10:00)	34 (4 <sup>th</sup> 2:15)	17	38						
6 (2 <sup>nd</sup> 6:19)	13 (3 <sup>rd</sup> 8:54)	26	42	8	14	18	10	50	
0		8	7	BYU	18	27	20	17	82
0		8	20						
0		15	2						

**GAME 20: VS TEXAS TECH**

Official Basketball Box Score - Final <b>Texas Tech at BYU</b> 01/20/24 Marriott Center, Provo 2023-24 Women's Basketball Game Time: 4:00 PM Game Duration: 1:57 Attendance: 1,873 Officials: Metta Christensen, Brian Woods, Kelly Bloodford											
Record: 14-6 (3-4) Team: 14-52 5-19 13-16 11 24 35 18 15 46 8 14 6 4 5 -14 Technical Fouls: NONE Dead Ball Rebounds: 3, 0											

BYU - 60 Record: 12-8 (2-5) Team: 23-55 6-14 8-14 12 27 39 15 18 60 12 12 7 5 4 14 Technical Fouls: NONE Dead Ball Rebounds: 2, 0											
---	--	--	--	--	--	--	--	--	--	--	--

Tech	BYU	Points from Turnovers	Tech	BYU	Period by Period Scoring				
3 (1 <sup>st</sup> 8:09)	15 (4 <sup>th</sup> 3:39)	12	11						
7 (3 <sup>rd</sup> 8:42)	9 (4 <sup>th</sup> 3:39)	18	28	11	13	14	8	46	
1		2	5	BYU	17	11	17	15	60
0		2	5						
0		25	6						





**GAME 25: AT CINCINNATI**

		Official Basketball Box Score - Final <b>BYU at Cincinnati</b> 02/10/24 Fifth Third Arena, Cincinnati 2023-24 Women's Basketball										Game Time: 12:00 PM Game Duration: 1:51 Attendance: 1,094	
BYU - 69		Record: 14-11 (4-8)										Officials: Cameron Inouye, Lisa Jones, Billy Smith	
NO. Name	Min	FG M-A	3P M-A	FT M-A	Rebounds OR DR TOT	Fouls PF FD	TP	AS	TO	ST	Blocks BS BA	+/-	
12 Lauren Gustin	F 38:41	10-16	0-0	1-2	3 17 20	3 3 21	1	1	0	2	2 14		
24 Rose Bubakar	F 19:28	1-3	0-2	0-0	0 0 0	3 2 2	1	4	0	0	0 -3		
1 Amari Whiting	G 33:12	4-10	0-2	2-2	0 7 7	2 1 10	2	4	0	1	0 7		
10 Kailey Woolston	G 35:05	8-12	4-7	0-0	1 4 5	1 2 20	6	3	0	0	0 13		
11 Kaylee Smiler	G 30:21	2-6	1-4	2-2	0 2 2	2 2 7	5	1	1	2	0 16		
30 Lauren Davenport	22:18	2-8	2-5	0-0	0 1 1	1 0 6	1	0	0	1	0 4		
25 Emma Calvert	20:55	1-4	1-2	0-0	0 5 5	4 1 3	0	2	0	1	1 9		
Team					4 1 5	0					1 1		
<b>Totals</b>		<b>28-59</b>	<b>8-22</b>	<b>5-6</b>	<b>8 37 45</b>	<b>16 11 69</b>	<b>16</b>	<b>16</b>	<b>1</b>	<b>7</b>	<b>3 12</b>		

Shooting By Period	
1 <sup>st</sup> FG%	7-17 41.2%
3PT%	1-6 16.7%
FT%	0-0 0%
2 <sup>nd</sup> FG%	7-15 46.7%
3PT%	4-9 44.4%
FT%	0-0 0%
3 <sup>rd</sup> FG%	8-17 47.1%
3PT%	3-7 42.9%
FT%	0-0 0%
4 <sup>th</sup> FG%	6-10 60.0%
3PT%	0-0 0.0%
FT%	5-6 83.3%
GM FG%	28-59 47.5%
3PT%	8-22 36.4%
FT%	5-6 83.3%
Dead Ball Rebounds: 2, 1	

Technical Fouls: NONE

		Official Basketball Box Score - Final <b>BYU at Cincinnati</b> 02/10/24 Fifth Third Arena, Cincinnati 2023-24 Women's Basketball										Game Time: 12:00 PM Game Duration: 1:51 Attendance: 1,094	
Cincinnati - 57		Record: 12-11 (4-8)										Officials: Cameron Inouye, Lisa Jones, Billy Smith	
NO. Name	Min	FG M-A	3P M-A	FT M-A	Rebounds OR DR TOT	Fouls PF FD	TP	AS	TO	ST	Blocks BS BA	+/-	
11 Ta'Ziah Jenks	F 27:56	2-14	0-1	2-2	3 3 6	2 1 6	1	1	2	0	0 -2		
20 Jillian Hayes	F 28:59	5-12	0-1	6-10	2 5 7	1 7 16	2	0	2	1	1 -4		
22 Malea Williams	F 29:16	2-7	1-2	0-0	1 3 4	2 1 5	1	3	0	1	0 -7		
3 Reagan Jackson	G 34:07	4-10	2-7	4-4	0 2 2	0 3 14	1	1	1	0	1 -12		
34 A'riel Jackson	G 25:05	4-12	2-3	1-1	0 0 0	3 3 11	2	0	0	0	3 0		
42 Clarissa Craig	11:46	1-3	0-0	0-0	0 3 3	2 0 2	0	2	1	0	1 -2		
5 Braylyn Milton	17:15	0-4	0-1	1-2	1 1 2	0 1 1	1	0	0	0	1 -3		
6 Alcha Dia	06:59	0-1	0-0	0-0	0 1 1	0 0 0	0	1	0	0	0 -8		
1 Nia Clark	08:07	0-0	0-0	0-0	1 1 2	0 0 0	0	0	0	0	0 -9		
10 Brianna Byars	09:28	1-3	0-0	0-0	0 0 0	1 0 2	0	0	0	0	1 -7		
7 Abby Holtman	00:31	0-0	0-0	0-0	0 0 0	0 0 0	0	0	0	0	0 -4		
33 Delaney Snyder	00:31	0-0	0-0	0-0	0 0 0	0 0 0	0	0	0	0	0 -4		
Team					3 3 6	0					0		
<b>Totals</b>		<b>19-66</b>	<b>5-15</b>	<b>14-19</b>	<b>11 22 33</b>	<b>11 16 57</b>	<b>8</b>	<b>8</b>	<b>6</b>	<b>3</b>	<b>7 -12</b>		

Shooting By Period	
1 <sup>st</sup> FG%	4-13 30.8%
3PT%	1-4 25.0%
FT%	6-7 85.7%
2 <sup>nd</sup> FG%	5-15 33.3%
3PT%	1-3 33.3%
FT%	4-6 66.7%
3 <sup>rd</sup> FG%	2-17 11.8%
3PT%	1-2 50.0%
FT%	4-4 100%
4 <sup>th</sup> FG%	8-21 38.1%
3PT%	2-5 33.3%
FT%	0-2 0%
GM FG%	19-66 28.8%
3PT%	5-15 33.3%
FT%	14-19 73.7%
Dead Ball Rebounds: 3, 0	

Technical Fouls: NONE

BYU		CIN		Points from		Turnovers		Period by Period Scoring		
Biggest lead	13 (3 <sup>rd</sup> 3:13)	6 (1 <sup>st</sup> 2:12)	2	17	1st	2nd	3rd	4th	TOT	
Best Scoring Run	6 (1 <sup>st</sup> 0:54)	7 (1 <sup>st</sup> 4:55)	34	26	BYU	15	18	19	17	69
Lead Changes	3	3	2	8	CIN	15	15	9	18	57
Times Tied	4	6	9	6						
Time with Lead	27:56	07:36	9	5						

**GAME 26: AT UCF**

		Official Basketball Box Score - Final <b>BYU at UCF</b> 02/13/24 Addison Financial Arena, Orlando 2023-24 Women's Basketball										Game Time: 6:00 PM Game Duration: 2:00 Attendance: 949	
BYU - 64		Record: 15-11 (5-8)										Officials: Michael McConnell, Heyiwa Seales, Xiomara Cruz-Johnson	
NO. Name	Min	FG M-A	3P M-A	FT M-A	Rebounds OR DR TOT	Fouls PF FD	TP	AS	TO	ST	Blocks BS BA	+/-	
12 Lauren Gustin	F 39:15	11-17	0-1	0-0	3 12 15	1 1 22	1	2	1	0	0 5		
24 Rose Bubakar	F 13:35	1-3	0-1	1-2	0 1 1	1 1 3	0	1	2	0	1 1		
1 Amari Whiting	G 32:18	4-10	0-3	3-7	1 4 5	3 4 11	1	4	0	0	0 -6		
10 Kailey Woolston	G 30:25	5-10	2-5	6-6	1 4 5	2 3 18	1	1	0	0	0 4		
11 Kaylee Smiler	G 35:35	1-1	1-1	2-2	0 4 4	3 2 5	6	2	2	2	0 4		
25 Emma Calvert	19:50	1-4	1-3	0-0	0 0 0	3 2 3	1	3	1	0	0 11		
30 Lauren Davenport	29:02	0-6	0-4	2-2	0 1 1	3 2 2	4	0	0	1	0 1		
Team					1 1 2	0					0		
<b>Totals</b>		<b>23-51</b>	<b>4-18</b>	<b>14-19</b>	<b>6 27 33</b>	<b>16 15 84</b>	<b>14</b>	<b>13</b>	<b>6</b>	<b>3</b>	<b>1 4</b>		

Shooting By Period	
1 <sup>st</sup> FG%	7-12 58.3%
3PT%	1-4 25.0%
FT%	2-5 40%
2 <sup>nd</sup> FG%	5-13 38.5%
3PT%	0-5 0.0%
FT%	4-4 100%
3 <sup>rd</sup> FG%	9-16 56.3%
3PT%	3-6 50.0%
FT%	2-2 100%
4 <sup>th</sup> FG%	2-10 20.0%
3PT%	0-3 0.0%
FT%	6-8 75%
GM FG%	23-51 45.1%
3PT%	4-18 22.2%
FT%	14-19 73.7%
Dead Ball Rebounds: 3, 0	

Technical Fouls: NONE

		Official Basketball Box Score - Final <b>BYU at UCF</b> 02/13/24 Addison Financial Arena, Orlando 2023-24 Women's Basketball										Game Time: 6:00 PM Game Duration: 2:00 Attendance: 949	
UCF - 60		Record: 12-11 (3-10)										Officials: Michael McConnell, Heyiwa Seales, Xiomara Cruz-Johnson	
NO. Name	Min	FG M-A	3P M-A	FT M-A	Rebounds OR DR TOT	Fouls PF FD	TP	AS	TO	ST	Blocks BS BA	+/-	
35 Khyala Ngodu	C 26:15	7-9	0-0	3-4	2 8 10	0 3 17	2	0	1	1	0 2		
0 Laila Jewett	G 30:16	3-11	2-5	0-0	1 4 5	4 0 8	5	2	0	0	0 -9		
3 Kaitlin Peterson	G 37:43	4-16	2-6	4-4	3 2 5	1 4 14	0	2	0	0	2 -6		
10 Mya Burns	G 32:51	2-10	1-3	0-2	2 1 3	4 3 5	2	3	1	0	0 2		
30 Morgan Robinson-Nwagwu	24:37	3-6	0-0	3-3	2 4 6	1 3 9	1	0	1	0	1 -14		
21 Timia Ware	21:38	1-4	0-2	3-4	0 2 2	0 3 5	1	2	1	0	0 0		
24 Jayla Kelly	05:34	0-0	0-0	0-0	0 0 0	2 0 0	0	1	0	0	0 -7		
11 Achol Akot	00:53	0-0	0-0	0-0	0 0 0	0 0 0	0	0	0	0	0 2		
15 Taylor Gibson	12:17	1-4	0-2	0-0	1 1 2	1 0 2	0	0	0	0	0 2		
22 Sierra Godbolt	07:56	0-0	0-0	0-0	0 0 0	1 0 0	0	0	0	0	0 4		
Team					1 2 3	0					2		
<b>Totals</b>		<b>21-60</b>	<b>5-18</b>	<b>13-17</b>	<b>12 24 36</b>	<b>15 16 60</b>	<b>11</b>	<b>12</b>	<b>4</b>	<b>1</b>	<b>3 -4</b>		

Shooting By Period	
1 <sup>st</sup> FG%	7-15 46.7%
3PT%	3-4 75.0%
FT%	3-6 50%
2 <sup>nd</sup> FG%	7-19 36.8%
3PT%	0-5 0.0%
FT%	4-5 80%
3 <sup>rd</sup> FG%	2-13 15.4%
3PT%	0-3 0.0%
FT%	2-2 100%
4 <sup>th</sup> FG%	5-13 38.5%
3PT%	2-6 33.3%
FT%	4-4 100%
GM FG%	21-60 35.0%
3PT%	5-18 27.8%
FT%	13-17 76.5%
Dead Ball Rebounds: 4, 0	

Technical Fouls: NONE

BYU		UCF		Points from		Turnovers		Period by Period Scoring		
Biggest lead	14 (4 <sup>th</sup> 6:55)	9 (2 <sup>nd</sup> 4:08)	16	14	1st	2nd	3rd	4th	TOT	
Best Scoring Run	11 (3 <sup>rd</sup> 6:27)	10 (4 <sup>th</sup> 0:30)	32	26	BYU	17	14	23	10	64
Lead Changes	3	3	2	8	UCF	20	18	6	16	60
Times Tied	3	6	10	6						
Time with Lead	15:59	20:55	5	7						

**GAME 27: VS KANSAS**

**GAME 28: VS TCU**







**1** Amari Whiting  
5-10 | Guard | FR  
Boise, Idaho



**2** Kylie Krebs  
5-6 | Guard | JR  
Oahu, Hawai'i



**4** Ali'a Matavao  
6-0 | Forward | FR  
Las Vegas, Nevada



**5** Arielle Mackey-Williams  
5-9 | Guard | JR  
Ngati Porou, New Zealand



**10** Kailey Woolston  
5-11 | Guard | FR  
Highland, Utah



**11** Kaylee Smiler  
5-8 | Guard | SR  
Hamilton, New Zealand



**12** Lauren Gustin  
6-1 | Forward | JR  
Salem, Utah



**15** McKinley Willardson  
6-10 | Forward | FR  
Los Angeles, California



**20** Marina Mata  
6-4 | Forward | FR  
Barbastro, Spain



**21** Heather Hamson  
6-3 | Forward | JR  
Lindon, Utah



**24** Rose Bubakar  
6-0 | Forward | JR  
Frederick, Maryland




**25** Emma Calvert  
6-4 | Forward | JR  
Farr West, Utah




**30** Lauren Davenport  
5-11 | Guard | JR  
Idaho Falls, Idaho



 **Amber Whiting**  
Head Coach



 **Lee Cummar**  
Assistant Coach



 **Morgan Bailey**  
Assistant Coach



 **John Wardenburg**  
Assistant Coach



 **Josh Edwards**  
Director of Player Development




 **Alli Winters**  
Director of Video and Strategy



 **Natalie Lainhart**  
Director of Basketball Operations




 **Steven Arnold**  
Strength and Conditioning Coach



 **Jeff Hurst**  
Head Trainer



 **Austin Rustand**  
Director of Communications