



BYU COUGAR BASKETBALL



Game 28 || BYU vs. TCU || Wed. Feb. 21, 2024 || 7 p.m. MT || Marriott Center || Provo, UT || Big 12 Now on ESPN+ || BYU Radio

2023-24 SCHEDULE

Overall: **15-12**
Non-conference: **10-3** | Big 12: **5-9**
Home: **9-4** | Away: **3-8** | Neutral: **3-0**
Last 5: **3-2** | Last 10: **5-5** | Streak: **L1**

NOVEMBER

| | | | |
|---------|------------------|----------|---------|
| Tue. 7 | at Montana St. | W, 68-60 | ESPN+ |
| Fri. 10 | Weber State | W, 77-49 | ESPN+ |
| Tue. 14 | Utah Valley | W, 59-44 | ESPN+ |
| Sat. 18 | vs. Wake Forest! | W, 67-44 | BYUTV |
| Tue. 21 | vs. Saint Louis! | W, 87-66 | BYUTV |
| Sat. 25 | LMU | W, 74-58 | ESPN+ |
| Tue. 28 | at Wyoming | L, 74-86 | MW Net. |

DECEMBER

| | | | |
|---------|-------------------|-------------|-------------|
| Sat. 2 | at Utah | L, 68-87 | Pac-12 Net. |
| Tue. 5 | Utah State | W, 72-66 | ESPN+ |
| Sat. 9 | Boise State | W, 65-50 | ESPN+ |
| Sat. 16 | Idaho State | W, 79-76 OT | ESPN+ |
| Wed. 20 | at Missouri State | L, 56-55 | ESPN+ |
| Thu. 21 | vs. Nevada^ | W, 72-59 | BYU Radio |
| Sat. 30 | at TCU* | L, 67-81 | ESPN+ |

JANUARY

| | | | |
|---------|--------------------|----------|-------|
| Wed. 3 | Oklahoma* | L, 75-63 | ESPN+ |
| Sat. 6 | Iowa State* | L, 75-80 | ESPN+ |
| Wed. 10 | at Houston* | L, 69-79 | ESPN+ |
| Sat. 13 | Cincinnati* | W, 68-58 | ESPN+ |
| Wed. 17 | at Oklahoma State* | L, 50-82 | ESPN+ |
| Sat. 20 | Texas Tech* | W, 60-48 | ESPN+ |
| Sat. 27 | at Kansas State* | L, 65-67 | ESPN+ |
| Wed. 31 | at Kansas* | L, 53-67 | ESPN+ |

FEBRUARY

| | | | |
|---------|----------------|-----------|-------|
| Sat. 3 | West Virginia* | L, 69-76 | ESPN+ |
| Wed. 7 | Baylor* | W, 78-66 | ESPN+ |
| Sat. 10 | at Cincinnati* | W, 69-57 | ESPN+ |
| Tue. 13 | at UCF* | W, 64-60 | ESPN+ |
| Sat. 17 | Kansas* | L, 62-70 | ESPN+ |
| Wed. 21 | TCU* | 7 p.m. MT | ESPN+ |
| Sat. 24 | at Iowa State* | 6 p.m. CT | ESPN+ |
| Wed. 28 | Houston* | 7 p.m. MT | ESPN+ |

MARCH

| | | | |
|---------|------------------|-----------|-------|
| Sat. 2 | at Texas | 8 p.m. CT | ESPN+ |
| Thu. 7 | Big 12 1st Round | TBD | ESPN+ |
| Fri. 8 | Big 12 2nd Round | TBD | ESPN+ |
| Sat. 9 | Big 12 Quarters | TBD | ESPN+ |
| Mon. 10 | Big 12 Semis | TBD | ESPN+ |
| Tue. 11 | Big 12 Champ. | TBD | ESPN+ |

* - Denotes Big 12 Game
! - North Shore Showcase at BYU Hawaii
^ - Played at Missouri State
All Times Local to Site and Subject to Change
Rankings Reflect the Newest AP Top 25 Poll

WHERE TO WATCH, LISTEN OR STREAM



Big 12 Now on ESPN+
Spencer Linton - PxP
Kristen Kozlowski - Color



byuradio.com
Jason Shepherd - PxP



@byuwbb



@BYUWBB



byucougathletics



byucougars.com

@byuwbb

THE OPENING TIP

TIPOFF

After falling to TCU in Fort Worth in their first Big 12 game, the Cougars look to right the ship as the Horned Frogs visit the Marriott Center on Wednesday, Feb. 21. Tip-off is set for 7 p.m. with the game broadcast on Big 12 Now on ESPN+.

BACK-TO-BACK BIG 12 PLAYER OF THE WEEK

Gustin averaged 27.5 points and 16.5 rebounds including a career-high 33 points against the Kansas Jayhawks to become the first Big 12 player this season to earn at least a share of the conference Player of the Week honor in back-to-back weeks.

Through 27 games, Gustin leads the nation in total rebounds (417), rebounding average (15.4), defensive rebounds per game (10.4), double-doubles (25) and is 3rd in offensive rebounds per contest (5.0). Gustin also leads the Cougars in scoring at 17.1 points per game on 52.7 percent shooting from the field and minutes played at 36.6.

On Jan. 20, Lauren Gustin became the all-time leading rebounder in BYU women's basketball history with 1,554 rebounds and counting. The previous record of 1,482 was set by 1980 National Player of the Year Tina Gunn Robison and stood for 44 years. With 1,607 rebounds and counting, Gustin has become the fifth all-time leading rebounder in the history of NCAA women's basketball.

THE STARTING GUARD LINE IS CRUCIAL

BYU's starting guard line is the silver bullet for the team's success. As the guardline goes, the Cougars go.

In BYU's 15 wins this season, the starting guard line of Amari Whiting, Kailey Woolston and Kaylee Smiler combine for 34.6 points, 12.8 rebounds, 10.6 assists, 3.3 steals and 1.8 blocks.

In the 12 losses, the Cougar guard line's stat line decreases in every category as the three combine for just 28.7 points (-5.9), 8.1 rebounds (-4.7), 9.6 assists (-1), 3.2 steals (-0.1), 1.4 blocks (-0.4).

DEFYING THE FIRST QUARTER 8-BALL

In their first 14 games of conference play, the Cougars have trailed after the first quarter in 10 of 14 games by an average of 7.0 points. BYU is 1-9 when trailing after the opening period.

In the one win when trailing after the first quarter, BYU trailed UCF by three after the first and by seven at the half before outscoring the Knights 23-6 in the third quarter to take a 10-point lead into the fourth. The Cougars earned their first Big 12 win after trailing going into the second quarter as they knocked off UCF 64-60.

COUGARS VS. HORNEFROGS



| | | |
|---------------------|-----------------|---------------------|
| 15-12 (5-9 Big 12) | '23-24 Record | 16-9 (3-9 Big 12) |
| NR/NR | AP/Coaches Poll | NR/NR |
| 74 | NET Ranking | 48 |
| Amber Whiting - 2nd | Head Coach | Mark Campbell - 3rd |
| 31-29 (.517) | Record | 55-33 (.625) |
| Gustin (17.1) | Top Scorer | Conner (21.5) |
| Gustin (15.4) | Top Rebounder | Prince (10.6) |
| Smiler (4.0) | Top Assists | Conner (2.8) |

SERIES HISTORY

| | |
|-------------------------------------|--------------------|
| Overall (Streak): |11-9 (L1) |
| In Provo |5-3 |
| In Fort Worth |4-6 |
| Neutral Site |2-0 |
| Whiting vs. TCU |0-1 |
| Last Meeting vs. Dec. 30, 2023 |L, 67-81 |
| Last BYU Win |Nov. 23, 2018 |
| Last BYU Loss |Dec. 30, 2023 |
| |W, 61-58 |
| |L, 67-81 |

TALE OF THE TAPE

| 60 COUGS | Category | 60 FROGS |
|----------|--------------------------------|----------|
| 67.7 | Scoring Offense | 71.8 |
| 65.4 | Scoring Defense | 61.3 |
| +2.4 | Scoring Margin | +10.5 |
| .449 | Field Goal Percentage | .441 |
| .385 | Field Goal Percentage Def. | .371 |
| .370 | 3PT Field Goal Percentage | .368 |
| .323 | 3PT Field Goal Percentage Def. | .269 |
| 7.0 | 3-Pointers Per Game | 9.7 |
| .634 | Free Throw Percentage | .726 |
| 39.9 | Rebounds | 38.1 |
| +6.7 | Rebounding Margin | +3.4 |
| 15.9 | Assists | 17.1 |
| 17.3 | Turnovers | 13.8 |
| -5.1 | Turnover Margin | -1.0 |
| 5.6 | Steals | 5.8 |
| 3.9 | Blocks | 5.3 |

A LOOK INTO THE LINEUP



| # | Name | Pos. | Ht. | Year | Hometown | PPG | RPG | APG | FG% | 3FG% | FT% |
|----|-----------------|------|------|------|-----------------------|------|------|-----|------|------|------|
| 1 | Amari Whiting | G | 5-10 | Fr. | Boise, Idaho | 10.6 | 5.0 | 3.9 | .410 | .333 | .632 |
| 10 | Kailey Woolston | G | 5-11 | Fr. | Highland, Utah | 14.0 | 3.4 | 2.3 | .478 | .458 | .842 |
| 11 | Kaylee Smiler | G | 5-10 | Sr. | Hamilton, New Zealand | 7.3 | 2.3 | 4.0 | .457 | .493 | .727 |
| 12 | Lauren Gustin | F | 6-1 | Sr. | Boise, Idaho | 17.1 | 15.4 | 4.0 | .527 | .111 | .435 |
| 24 | Rose Bubakar | F | 6-0 | Jr. | Frederick, Maryland | 3.0 | 1.9 | 1.2 | .364 | .188 | .741 |

OFF THE BENCH

| | Pos. | Ht. | Yr. | Hometown | PPG | RPG | APG | FG% | 3FG% | FT% | |
|----|-------------------------|-----|------|----------|--------------------------|-----|-----|-----|-------|------|-------|
| 2 | Kylie Krebs | G | 5-7 | Jr. | Peoria, Arizona | 0.0 | 0.0 | 0.0 | .000 | .000 | .000 |
| 4 | Ali'a Matavao | F | 6-0 | Fr. | Las Vegas, Nevada | 0.9 | 0.7 | 0.2 | .241 | .000 | .375 |
| 5 | Arielle Mackey-Williams | G | 5-9 | Jr. | Ngati Porou, New Zealand | - | - | - | - | - | - |
| 15 | McKinley Willardson | F | 6-1 | Fr. | Corona, California | 0.6 | 0.2 | 0.2 | 1.000 | .000 | .500 |
| 20 | Marina Mata | F | 6-1 | Fr. | Barbastro, Spain | 0.2 | 0.2 | 0.0 | .000 | .000 | 1.000 |
| 21 | Heather Hamson | F | 6-3 | Jr. | Lindon, Utah | 1.2 | 0.5 | 0.1 | .625 | .000 | .600 |
| 25 | Emma Calvert | F | 6-4 | Jr. | Farr West, Utah | 8.0 | 4.3 | 1.1 | .466 | .270 | .652 |
| 30 | Lauren Davenport | G | 5-11 | Jr. | Idaho Falls, Idaho | 6.0 | 2.5 | 1.0 | .335 | .360 | .667 |



byucougars.com

| # | Name | Position | Height | Year | Experience* | Hometown (Previous/HS) |
|----|-------------------------|----------|--------|------|-------------|---|
| 1 | Amari Whiting | G | 5-10 | Fr. | HS | Burley, Idaho (Burley HS) |
| 2 | Kylie Krebs | G | 5-6 | So. | 2nd | Oahu, Hawaii (Glendale CC) |
| 4 | Ali'a Matavao | F | 6-0 | Fr. | HS | Las Vegas, Nevada (Liberty HS) |
| 5 | Arielle Mackey-Williams | G | 5-9 | Jr. | 3rd | Ngati Porou, New Zealand (Tai Wananga Ki Ruakura) |
| 10 | Kailey Woolston | G | 5-11 | Fr. | HS | Highland, Utah (Lone Peak HS) |
| 11 | Kaylee Smiler | G | 5-8 | Sr. | 5th | Hamilton, New Zealand (Mellville HS) |
| 12 | Lauren Gustin | F | 6-1 | Sr. | 4th | Boise, Idaho (Salt Lake CC) |
| 15 | McKinley Willardson | F | 5-11 | Fr. | HS | Corona, CA (Santiago HS) |
| 20 | Marina Mata | F | 6-2 | Fr. | HS | Barbastro, Spain (Barbastro Basketball Club) |
| 21 | Heather Hamson | F | 6-3 | Jr. | 4rd | Lindon, Utah (Pleasant Grove HS) |
| 24 | Rose Bubakar | F | 6-0 | Jr. | 3rd | Frederick, Maryland (Frederick HS) |
| 25 | Emma Calvert | F | 6-4 | Jr. | 3rd | Farr West, Utah (Fremont HS) |
| 30 | Lauren Davenport | G | 5-11 | Jr. | 3rd | Idaho Falls, Idaho (Boston) |

Head Coach: Amber Whiting (BYU, 2001)
 Assistant Coach: Lee Cumnard (BYU, 2009)
 Assistant Coach: Morgan Bailey (BYU, 2015)
 Assistant Coach: John Wardenburg (BYU, 1986)
 Director of Player Development: Josh Edwards (Saint Catherine's College, 2011)
 Director of Video and Strategy: Alli Winters (M.A. Gonzaga, 2021)
 Director of Basketball Operations: Natalie Lainhart
 Graduate Assistant: Hailey Higgs (BYU, 2023)
 Athletic Trainer: Jeff Hurst (Bond, 1995)
 Strength and Conditioning Coach: Steven Arnold (Bond, 2018)
 Director of Communications: Austin Rustand (BYU, 2023)
 * Years played at the college level

ROSTER BY CLASSIFICATION

SENIORS (2)

Lauren Gustin..... F
 Kaylee Smiler G

JUNIORS (6)

Rose Bubakar F
 Emma Calvert F
 Lauren Davenport..... G
 Heather Hamson..... F
 Arielle Mackey-Williams G

SOPHOMORES (1)

Kylie Krebs..... G

FRESHMAN (5)

Marina Mata F
 A'lia Matavao..... F
 Amari Whiting..... G
 McKinley Willardson..... F
 Kailey Woolston..... G

ROSTER BY POSITION

Guards (7)

Lauren Davenport..... G
 Kylie Krebs..... G
 Arielle Mackey-Williams G
 Kaylee Smiler G
 Amari Whiting..... G
 Kailey Woolston..... G

Forwards (6)

Rose Bubakar F
 Emma Calvert F
 Heather Hamson..... F
 Marina Mata F
 A'lia Matavao..... F
 McKinley Willardson..... F

PRONUNCIATION GUIDE

Rose Bubakar Rose boob-uh-car
 Marina Mata Marina Mott-uh
 Ali'a Matavao..... uh-LEE-uh mah-tuh-VOW
 Arielle Mackey-Williams AR-ee-EL Mack-ee - Williams
 Amari Whiting..... Ah-MAR-ee WHITE-ing
 Amber Whiting Amber WHITE-ing
 Lee Cumnard..... Lee kuh-MARD

ROSTER BY STATE/COUNTRY

Arizona (1)
 Kylie Krebs..... Peoria

California (1)
 McKinley Willardson Corona

Idaho (2)
 Lauren Davenport..... Idaho Falls
 Lauren Gustin..... Boise
 Amari Whiting..... Burley

Maryland (1)
 Rose Bubakar Frederick

Nevada (1)

A'lia Matavao..... Las Vegas

New Zealand (2)
 Arielle Mackey-Williams..... Ngati Porou
 Kaylee Smiler Hamilton

Spain (1)
 Marina Mata Barbastro

Utah (5)
 Emma Calvert Farr West
 Heather Hamson..... Lindon
 Kailey Woolston..... Highland



BYU'S RECORD WHEN...

| | | |
|-------------------------------------|---------|-------------|
| | 2023-24 | Whiting Era |
| Overall Record | 15-12 | 31-29 |
| Leading at Half | 12-2 | 26-11 |
| Trailing at Half | 3-9 | 4-15 |
| Tied at Half | 0-1 | 0-2 |
| Leading with 5:00 left (regulation) | 14-0 | 30-0 |
| Trailing or Tied with 5:00 left | 1-12 | 1-28 |
| In Overtime Games | 1-0 | 1-1 |
| BYU scores less than 60 points | 1-4 | 1-13 |
| BYU scores between 60-69 | 7-7 | 16-16 |
| BYU scores between 70-79 | 6-2 | 13-2 |
| BYU scores between 80-89 | 1-0 | 1-0 |
| BYU scores between 90-99 | 0-0 | 0-0 |
| BYU scores 100+ points | 0-0 | 0-0 |
| Opponent scores less than 60 | 9-1 | 23-5 |
| Opponent scores between 60-69 | 4-3 | 5-10 |
| Opponent scores between 70-79 | 1-4 | 2-9 |
| Opponent scores between 80-89 | 0-5 | 0-6 |
| Opponent scores between 90-99 | 0-0 | 0-0 |
| Opponent scores 100+ | 0-0 | 0-0 |
| Games decided by 3 points or less | 1-2 | 1-4 |
| Games decided by 4-9 points | 3-3 | 6-9 |
| Games decided by 10-19 points | 8-6 | 17-13 |
| Games decided by 20 or more points | 3-1 | 7-3 |
| BYU shot 40% or better | 15-7 | 31-14 |
| BYU shot 50% or better | 5-5 | 12-3 |
| Opponent shot 40% or better | 1-9 | 4-20 |
| Opponent shot 50% or better | 0-4 | 0-6 |
| BYU outshoots opponent | 15-5 | 30-12 |
| Opponent outshoots BYU | 0-7 | 1-17 |
| Teams shot equal FG percentage | 0-0 | 0-0 |
| BYU outrebounds opponent | 13-7 | 28-16 |
| Opponent outrebounds BYU | 1-5 | 2-11 |
| BYU, opponent tie in rebounds | 1-0 | 1-1 |
| BYU has a positive TO margin | 1-3 | 5-3 |
| BYU has a negative TO margin | 14-9 | 25-25 |
| BYU, opponent tie in TOs | 0-0 | 1-0 |
| One player in double figures | 0-1 | 0-2 |
| Two players in double figures | 2-1 | 4-10 |
| Three players in double figures | 5-6 | 18-9 |
| Four players in double figures | 4-4 | 6-8 |
| Five players in double figures | 2-0 | 3-0 |
| Six players in double figures | 0-0 | 0-0 |
| Coming off a win | 9-6 | 17-13 |
| Coming off a loss | 5-6 | 12-15 |
| Two-plus days between games | 14-12 | 24-21 |
| One day between games | 0-0 | 5-6 |
| Playing the next day | 1-0 | 2-1 |
| On Monday | 0-0 | 0-3 |
| On Tuesday | 5-1 | 6-3 |
| On Wednesday | 1-5 | 3-5 |
| On Thursday | 1-0 | 7-1 |
| On Friday | 1-0 | 3-1 |
| On Saturday | 7-6 | 12-16 |
| In November | 6-1 | 8-6 |
| In December | 4-3 | 9-6 |
| In January | 2-6 | 7-8 |
| In February | 3-2 | 5-7 |
| In March | 0-0 | 2-2 |
| vs. Ranked Opponents | 1-4 | 1-9 |

MISCELLANEOUS STATS

| | |
|--|----------------|
| BYU's all-time record | 933-552 (.628) |
| BYU's all-time conference record | 489-245 (.666) |
| BYU's all-time overtime record | 24-20 |
| Number of 100-point games in BYU history | 56 |
| Number of 100-point games in Whiting era | 0 |
| Average attendance at Marriott Center | 2,240 |

@byuwbb

BYU: NOTES AND QUOTES

FLOOR GENERAL

The Big 12 Freshman of the Week (Feb. 12), Amari Whiting, is averaging 10.6 points per game on 41 percent shooting, going 33.3 percent from downtown while grabbing five rebounds and dishing 3.9 assists per game.

In BYU's upset of No. 18 Baylor, Whiting flirted with the first triple-double in BYU women's basketball history with 14 points, nine assists and eight rebounds.

MAGIC NUMBER...66 POINTS OR LESS

Coach Whiting prides her team on their ability to defend. Her defense has held opponents to 65.4 points per game this season and 15 of its 27 opponents to 66 or fewer points. When holding teams under the 66-point threshold, BYU is 14-1 including three-straight wins over No. 18 Baylor, Cincinnati and UCF.

THE MORE YOU SCORE, THE MORE YOU WIN

BYU only scored more than 65 points in 15 of 33 games last season and garnered a 12-3 record when doing so. The Cougars have exceeded the 65-point threshold in 19 of 27 games and hold a 12-7 record when scoring 65 or more.

SHARING THE ROCK

The Cougars have assisted on 429 of 674 (.636) made field goals this season, 218 of 343 (.636) during conference play. BYU has had at least three or more players score in double figures in 21 of 27 contests.

In the upset of No. 18 Baylor, BYU became the first team to record 20 or more assists against the Bears since UConn dished out 23 assists in the second round of the 2023 NCAA tournament.

MATCHUP BREAKDOWN



First Meeting: Dec. 30, 2023
Location: Fort Worth, TX

TCU: NOTES AND QUOTES

CONNER'S BACK AND HASN'T SKIPPED A BEAT

Madison Conner is the leading scorer for the Horned Frogs at 21.5 points per game before sustaining an injury that kept her out for six-straight games.

Upon her return, Conner dropped a cool 31 points on 9-of-22 shooting going 7-for-15 from downtown with five boards, two blocks and an assist.

Conner is the leading scorer in the Big 12 and is eight threes away from setting the program record for threes in a season that is currently held by Zahna Medley with 87 during the 2015-16 season.

LIGHTING IT UP FROM BEHIND THE ARC

As a team, the Horned Frogs are producing the third-best single-season 3-pointers per game average in the 25-year history of the Big 12.

TCU has made 10 or more threes in 13 of its 25 games this season.

SEDONA PRINCE??

The 6-foot-7 Oregon transfer had a masterful start to the year, averaging 21.2 points, 10.6 rebounds and 3.3 blocks per game. In the first meeting with BYU, Prince went 10-for-20 for 20 points, 10 rebounds, four blocks, two steals and two assists in the 81-67 win

In Big 12 play, Amari Whiting and Kaylee Smiler are each averaging over 4 assists per game at 4.21 and 4.29, respectively.

TURNOVER TROUBLE

Ball security is key to the Cougars' success, however, BYU averages 17.3 turnovers per game this season. The Cougs have turned the ball over more than their opponent in all but four games this season and hold a 25-25 record when posting a negative turnover margin under Whiting.

In Big 12 play, the Cougars turnover the rock 15.6 times per game and have given up 18.4 points off turnovers.

THREE-POINT MARKSMAN

Kailey Woolston burst onto the scene earning Big 12 Freshman of the Week honors twice (Nov. 20 & 27) in the early weeks of the season. Woolston leads the conference and is 5th nationally in 3-point percentage at 45.8 percent, 2nd in the conference and 18th nationally in 3-point field goals made (70) and 2nd in the conference, 27th nationally in three-pointers per game (2.59).

Woolston set career highs in points (26), made field goals (8) and made three-point field goals (6) against Kansas at Allen Fieldhouse on Jan. 31.

FAITH OVER FEAR

Coach Whiting spoke on the mantra of Faith over Fear saying, "That's me. I wear it every day, faith over fear, it's how I live my life. I feel like if you're prepared, and not just in basketball, but specifically in basketball when you go into a game you can't go into it fearful. You have to go into it fearless. The only way to get there is to make sure you've prepared and done everything up to that point."

ALL-TIME MEETINGS

| | | | |
|----------|-------|--------|----------------|
| Date | Score | Result | Location |
| 3/6/10 | 70-65 | Win | Provo, UT |
| 1/19/11 | 51-49 | Loss | Fort Worth, TX |
| 2/19/11 | 70-60 | Win | Provo, UT |
| 11/23/18 | 61-58 | Win | San Diego, CA |
| 12/30/23 | 67-81 | Loss | Fort Worth, TX |

BYU leads the all-time series 11-9
BYU leads 5-3 in Provo

over the Cougars.

Prince played in TCU's next game against the Baylor Bears before suffering a hand injury which has kept her out for the last 12 games.

SYDNEY HARRIS

Harris did not play in the first meeting between BYU and TCU as she was sidelined for the first 15 games of the season with an ankle injury. Since returning to the lineup, the 6-foot-1 sophomore has been nothing short of elite.

Harris is the third-leading scorer for the Horned Frogs at 12.6 points per game on 48.3 percent shooting from the floor and 45.6 percent from behind the arc. She also grabs 3.2 rebounds per game.

Harris leads the Big 12 in 3-pointers made per 40 minutes with 5.2. Her 3-pointers per 40 minutes average is the second-best mark in the country, trailing only reigning National Player of the Year Caitlin Clark (6.1).



byucougars.com

●●● BYU WOMEN'S HOOPS

#1 Amari Whiting

Whiting comes to BYU as the 33rd-ranked recruit in the ESPN top 100 for the class of 2023. She was named the

Due to an ACL injury suffered in September 2022, Whiting missed her senior season and chose to graduate early to enroll at BYU in January 2023.

Amari is the daughter of head coach Amber Whiting making them the second parent-player combo to play at BYU, the first being former head coach Jeff Judkins and daughters Jamie (2006-10) and Jenna (2004-06).

Whiting originally committed to play at Oregon, but after coach Amber Whiting was hired at BYU she reopened her recruitment and committed to play for Amber at BYU. Because of the family dynamic, Amari never calls Coach Whiting mom while at practice or games. Instead, she always refers to her as Amber, Coach Whiting or Coach.

#2 Kylie Krebs

Krebs is a JUCO transfer who comes to BYU by way of Scottsdale Community College.

She comes off a season in which she averaged 5.2 points on 40.4 percent shooting, 3.6 rebounds and 0.8 assists.

#4 Ali'a Matavao

Matavao earned back-to-back Nevada Gatorade Player of the Year honors in 2022 and 2023. She was also named the 5A Player of the Year as well as selected to the Nevada 5A First Team All-Conference in 2022 and 2023.

The true freshman was named the Liberty High School Athlete of the Year in 2023 after competing in four sports; basketball, track and field, soccer and volleyball. She won state titles in the shot put and long jump, set the school record in the long jump, 4x100 and 4x200 relays and captained the basketball and volleyball teams all during the 2022-23 campaign.

#5 Arielle Mackey-Williams

Mackey-Williams was the third-leading scorer for BYU last season at 8.8 points on a 41.0 percent clip. She also averaged 1.9 rebounds and 2.2 assists per game during her sophomore campaign.

The rising junior also competed for the New Zealand Tall Ferns in the FIBA 3X3 Women's Series over the summer. She played in the Edmonton and Montreal stops and gained great experience leading up to the Cougars' first season as members of the Big 12 Conference.

#10 Kailey Woolston

Woolston was named the 2023 Utah Ms. Basketball after averaging 20.8 points, 7.9 rebounds, 2.1 assists, 1.8 steals and 0.4 blocks per game during her senior season.

The freshman set the all-time scoring mark at Lone Peak with 1,653 career points and holds three of the four highest scoring seasons in program history with 435 points during the 2020-21 season (sophomore), 452 in 2021-22 (junior) and 538 in 2022-23 (senior). She also secured the top 2 spots in total three-point field goals made in a season with 64 in 2021-22 and 78 in 2022-23 as well as the top spot for rebounds in a season with 209 during her senior campaign.

As a senior at Lone Peak High School, Woolston sustained an injury in her shooting wrist due to a rigorous practice

routine of shooting over 1,000 shots per day. Following the injury, she dialed back her quantity of shots, but still lives in the gym. During that season, she shot 52.2 percent from the field and 47.5 percent from three-point land en route to Gatorade Player of the Year honors.

#11 Kaylee Smiler

Smiler is a fifth-year senior and an unsung hero of this BYU squad. The graduate senior may not be as flashy or garner as many awards as some, but she is as reliable and tough as they come.

The New Zealand native often accepts the task of guarding the opposition's best player, and does so with tenacity and grit. She averaged nearly a steal and block per game a year ago while drawing multiple offensive fouls in crucial moments down the stretch in games.

Smiler cherishes her Maori heritage and participates in multiple clubs and groups on campus that strive to preserve and celebrate New Zealand's rich culture. More can be learned about her involvement in her episode of [Deep Blue](#).

In the Cougars' overtime win over Idaho State (Dec. 16), Smiler took an elbow to the side of her head late in the second quarter which created a two-inch laceration and lots of blood.

She was taken to the locker room where she received eight staples in the side of her head, was cleared by the team doctor to return to the game. She changed into a clean jersey and returned in the third quarter. Having only scored two points, both coming from the charity stripe, before the injury, Smiler returned to go 7-11 from the field making two threes, two rebounds, two assists and two steals in the win.

#12 Lauren Gustin

The Preseason All-Big 12 selection began her career at the University of Idaho but transferred to Salt Lake Community College before ever playing a game for the Vandals. Shortly before beginning her freshman season at SLCC, Gustin received a scholarship offer to attend BYU but decided to finish her season before transferring. After a successful stint at SLCC, she came to BYU and has started all 86 games she has appeared in. For more on her journey to BYU, check out her episode of [Deep Blue](#).

During the 2022-23 campaign, Lauren Gustin led all NCAA divisions, men's or women's, by grabbing 16.7 rebounds per contest. She finished second in total rebounds at 552 behind only LSU's Angel Reese who played in three more games. Her 552 rebounds bested the all-time BYU record of 462 set by BYU Hall of Famer and 1980 National Player of the Year Tina Gunn.

Gustin joined Gunn as the second player in Cougar history to record 1,000 points and 1,000 rebounds in a career. Gustin also recorded 27 double-doubles during her junior campaign, the second most in the country and matching Gunn's record of 27 double-doubles during the 1979-80 season in which she was named the National Player of the Year.

After graduating with her bachelor's degree this April, Gustin briefly entered the transfer portal this summer to explore her options as a graduate transfer before choosing to return to BYU for her final year of eligibility. She talked about her experience in the portal saying,

GAME STATS AND STORYLINES

"I'm more than happy with my decision. I think the whole experience was good for me and I don't regret going into the portal and seeing my options. Coming back to BYU has been such a great decision. My coaches and teammates have all been so great about everything and I couldn't be happier with my decision."

#15 McKinley Willardson

Willardson was a four-year starter and team captain at Santiago High School where she led her team to the 2023 California Division I State Championship. She scored 12.1 points while grabbing 8.9 rebounds per contest during her senior year while averaging 23 points, 12 rebounds and 3 blocks per game in the California State playoffs.

She holds the Santiago High School single-game scoring record with 48 points (as a sophomore) and was named the Citrus Belt Area Female Athlete of the Year in 2023.

#20 Marina Mata

Mata is a product of Barbastro, Spain and is a product of Instituto Joaquim Blume en Barcelona

This past summer, Mata played for the Spanish national team in the FIBA U18 European Championship where she scored 11.2 points, grabbed 6.5 rebounds and dished 0.8 assists per contest.

#21 Heather Hamson

Heather Hamson is the third Hamson sister (Jennifer and Sara) to follow in their mother [Tresa Spaulding's](#) footsteps by donning a BYU jersey.

Tresa was a star for the Cougars from 1983-87, with [Jennifer Hamson](#) (2010-14) earning All-American honors in 2014 and [Sara](#) played from 2017-22. Tresa (494), Sara (472) and Jennifer (340) hold the top three spots in the all-time blocks for BYU with 1,306 blocks in all. For more on her family's BYU ties, check out her episode of [Deep Blue](#).

#24 Rose Bubakar

Bubakar is a rising junior who scored 6.7 points per game in 20.8 minutes per game a season ago. The Maryland native shot 44.6 percent from the field while pulling down 3.0 rebounds and dishing 1.0 assists per contest.

#25 Emma Calvert

Calvert was a staple in the BYU lineup last season as she started 28 of 33 games for the Cougars. She shot the highest percentage from three-point range of any BYU forward and led the team in blocks with 34.

The rising junior is enrolled in the Marriott School of Business and is in the middle of the dreaded "Junior Core" which consists of 24 intensive business credits. Most students take no other classes during the junior core, yet Calvert is playing a large role on a Big 12 basketball team while also maintaining a 3.71 GPA.

#30 Lauren Davenport

Davenport, a Boston University transfer, comes off a season where she played 20.0 minutes per game while scoring 5.9 points per game.

The rising junior chose to play for the Cougars in part because of BYU's closeness to her home in Idaho Falls, Idaho and her relationship with her younger brother who was diagnosed with Down Syndrome.

Davenport's brother Cole has been her best friend and



| | OVERALL | CONF. | AP | COACHES | NET | Q1 | Q2 | Q3 | Q4 | HOME | AWAY | NEUTRAL |
|----------------|--------------|------------|-----------|-----------|-----------|------------|------------|------------|-------------|-------------|------------|------------|
| Cougars | 15-12 | 5-9 | NR | NR | 74 | 1-3 | 0-5 | 4-2 | 10-2 | 9-4 | 3-8 | 3-0 |
| TCU | 16-9 | 3-9 | NR | NR | 48 | 0-4 | 1-2 | 3-3 | 11-0 | 13-4 | 1-5 | 2-0 |

As of Feb. 19, 2024



| NCAA/BIG 12 TEAM STATISTICAL RANKINGS (AS OF 2/19/24) | | | |
|---|------|--------|-------|
| 2023-24 Stats | NCAA | Big 12 | Stat |
| Assist/Turnover Ratio | 119 | 9 | 0.92 |
| Assists/Game | 50 | 8 | 15.9 |
| Bench Points/Game | 293 | 11 | 13.4 |
| Blocks Per Game | 69 | 5 | 3.9 |
| Field Goal Percentage | 43 | 6 | 44.9 |
| Field Goal Defense | 97 | 5 | 38.5 |
| Fouls Per Game | 221 | 10 | 17.5 |
| Free Throw Attempts/Game | 151 | 9 | 17.00 |
| Free Throw Percentage | 336 | 14 | 63.4 |
| Free Throws Made/Game | 237 | 14 | 10.78 |
| Rebound Margin | 31 | 4 | 6.7 |
| Rebounds/Game (Def.) | 21 | 3 | 29.1 |
| Rebounds/Game (Off.) | 223 | 11 | 10.7 |
| Rebounds/Game | 56 | 6 | 39.89 |
| Scoring Defense | 210 | 10 | 65.4 |
| Scoring Margin | 160 | 11 | 2.4 |
| Scoring Offense | 134 | 11 | 67.7 |
| Steals/Game | 332 | 13 | 5.6 |
| Three Point Attempts/Game | 181 | 10 | 19.0 |
| Three Point Percentage | 15 | 1 | 37.0 |
| Three Point Defense | 250 | 13 | -5.07 |
| Three Pointers/Game | 86 | 7 | 7.0 |
| Turnover Margin | 339 | 13 | -5.07 |
| Turnovers Forced/Game | 341 | 13 | 12.26 |
| Turnovers/Game | 263 | 13 | 17.3 |
| Winning Percentage | 153 | 10 | 55.6 |

| 2023-24 BIG 12 PRESEASON POLL/ALL-BIG 12 TEAM | | | |
|---|--------|--|--|
| Team (First Place Votes) | Points | | |
| 1. Texas (12) | 168 | | |
| 2. Baylor (2) | 148 | | |
| 3. Kansas - | 138 | | |
| 4. K-State | 133 | | |
| 5. Oklahoma | 121 | | |
| 6. Iowa State | 107 | | |
| 7. Oklahoma State | 99 | | |
| 8. West Virginia | 80 | | |
| 9. TCU | 77 | | |
| 10. Texas Tech | 63 | | |
| 11. BYU | 56 | | |
| 12. Houston | 45 | | |
| 13. Cincinnati | 22 | | |
| 14. UCF | 18 | | |

| Player | Yr. | Pos. | School |
|---------------------------|-----|------|---------------|
| Sarah Andrews* | Sr. | G | Baylor* |
| Darianna Littlepage-Buggs | So. | G/F | Baylor |
| Emily Ryan | Sr. | G | Iowa State |
| Zakiyah Franklin | Sr. | G | Kansas |
| Taiyanna Jackson* | Sr. | C | Kansas |
| Gabby Gregory* | Sr. | G | Kansas State |
| Ayoka Lee | Sr. | C | Kansas State |
| Skylar Vann | Sr. | F | Oklahoma |
| DeYona Gaston | Sr. | F | Texas |
| Rori Harmon* | Jr. | G | Texas |
| JJ Quinerly | Jr. | G | West Virginia |

*Unanimous Selection
Preseason Player of the Year

Career Div. I Record: 16-17 (2nd season)
 Assistant Coach: Lee Cumnard (BYU, 2009)
 Assistant Coach: Morgan Bailey (BYU, 2015)
 Assistant Coach: John Wardenburg (MBA, Southern Utah, 2021)
 Director of Basketball Operations: Natalie Lainhart

BYU History
 First Year of Basketball: 1972
 All-Time Record: 920-540 (.630)
 All-time Conference Record: 484-236 (.672)
 Winning Seasons: 42 of 51 (last 2021-22)
 Regular Season Conference Championships: 13 (last 2021-22)
 Postseason Appearances: 27
 Total NCAA Appearances: 12 (6-15)
 Last NCAA Appearance: 2022
 First Round: L vs. No. 11 seed Villanova (57-61)
 Total WNIT Appearances: 9 (10-8)
 Last WNIT Appearance: 2022
 First Round: Loss vs. Rice (67-71)

| BIG 12 WEEKLY HONORS | |
|---|---|
| Big 12 Player of the Week Nov. 13 - Madison Conner, TCU Nov. 20 - Ayoka Lee, Kansas State Nov. 27 - Sedona Prince, TCU Dec. 4 - Rori Harmon, Texas Dec. 11 - JJ Quinerly, West Virginia Dec. 18 - Harmon (UT)/Lee (KSU) Dec. 26 - Sedona Prince, TCU Jan. 2 - Jada Walker, Baylor Jan. 8 - Lee (KSU)/Booker (UT) Jan. 15 - S'Mya Nichols, Kansas Jan. 22 - JJ Quinerly, West Virginia Jan. 29 - Skylar Vann, Oklahoma Feb. 5 - Taiyanna Jackson, Kansas Feb. 12 - Lauren Gustin, BYU Feb. 19 - Gustin (BYU)/Booker, UT | Big 12 Freshman of the Week Nov. 13 - Stailie Heard, OSU Nov. 20 - Kailey Woolston, BYU Nov. 27 - Kailey Woolston, BYU Dec. 4 - Madison Booker, Texas Dec. 11 - S'Mya Nichols, Kansas Dec. 18 - Audi Crooks, Iowa State Dec. 26 - Stailie Heard, Iowa State Jan. 2 - Audi Crooks, Iowa State Jan. 8 - Addy Brown, Iowa State Jan. 15 - Audi Crooks, Iowa State Jan. 22 - Madison Booker, Texas Jan. 29 - Audi Crooks, Iowa State Feb. 5 - Madison Booker, Texas Feb. 12 - Amari Whiting, BYU Feb. 19 - Madison Booker, Texas |

University Information
 Location: Provo, Utah
 Elevation: 4,551 feet
 Enrollment: 34,737
 Founded: October 16, 1875
 Owned: The Church of Jesus Christ of Latter-day Saints
 Nickname: Cougars
 Mascot: Cosmo the Cougar
 Colors: Blue and White (Royal/Navy Blue)
 Arena (capacity): Marriott Center (18,987)
 Conference: Big 12 Conference
 BYU President: C. Shane Reese (BYU, 1994)
 Athletics Director: Tom Holmoe (BYU, 1983)
 Athletic Website: BYUCougars.com

| BIG 12/NCAA INDIVIDUAL STATISTICAL RANKINGS (AS OF 2/19/24) | | | | |
|---|-----------------|------|--------|-------|
| 2023-24 Stats | Top Player | NCAA | Big 12 | Stat |
| Assist/Turnover Ratio | Kaylee Smiler | 128 | 10 | 1.58 |
| Assists/Game | Kaylee Smiler | 120 | 7 | 4.0 |
| Blocks/Game | Emma Calvert | 96 | 3 | 1.33 |
| Double Doubles | Lauren Gustin | 1 | 1 | 25 |
| Field Goal % | Lauren Gustin | 52 | 3 | 52.7 |
| Free Throw % | -- | -- | -- | -- |
| Minutes/Game | Lauren Gustin | 17 | 2 | 36.57 |
| Points/Game | Lauren Gustin | 81 | 5 | 17.1 |
| Rebounds | Lauren Gustin | 1 | 1 | 417 |
| Rebounds/Game (Def) | Lauren Gustin | 1 | 1 | 10.4 |
| Rebounds/Game (Off) | Lauren Gustin | 3 | 1 | 5.0 |
| Rebounds/Game | Lauren Gustin | 1 | 1 | 15.4 |
| Three Point % | Kailey Woolston | 5 | 1 | 45.8 |
| Three Pointers Made | Kailey Woolston | 18 | 2 | 70 |
| Three Pointers/Game | Kailey Woolston | 27 | 2 | 2.59 |

2023-24 Preview
 Lettermen Returning/Lost: 6/5
 Newcomers: 7
 Starters Returning/Lost: 4/1
 Returning Scoring: 71.9% (1,511 of 2,102)
 Returning Rebounding: 72.4% (905 of 1,250)
 Returning Assists: 60.9% (286 of 470)
 Returning Blocks: 71.1% (86 of 121)
 Returning Steals: 71.7% (129 of 180)
 Returning Minutes: 72.4% (4,695 of 6,625)

BYU Coaching Staff
 Head Coach: Amber Whiting
 Alma Mater: BYU (2001)
 Record at School: 16-17 (2nd year)

Media Information
 Radio Station: BYU Sports Network
 BYU Radio 107.9 FM, BYURadio.org and
 BYU Radio App
 Play-by-Play Announcer: Jason Shepherd

Media Relations
 Women's Basketball Contact: Austin Rustand
 Cell Phone: 520-989-1799
 Email: austin_rustand@byu.edu

| BIG 12 STANDINGS (AS OF 2/19/24) | | | | | | | | | | |
|----------------------------------|------------|-------------|------------|------------|--------------|-------------|------------|------------|------------|-----------|
| | Big 12 | Pct. | Home | Away | Overall | Pct. | Home | Road | Neutral | Streak |
| Oklahoma | 12-2 | .857 | 7-0 | 5-2 | 18-7 | .720 | 11-2 | 7-2 | 0-3 | L1 |
| Texas | 11-3 | .786 | 5-2 | 6-1 | 24-3 | .889 | 13-2 | 8-1 | 3-0 | W6 |
| West Virginia | 11-3 | .786 | 6-1 | 5-2 | 22-3 | .880 | 13-1 | 6-2 | 3-0 | W2 |
| Kansas State | 11-3 | .786 | 7-0 | 3-3 | 22-4 | .846 | 14-0 | 5-3 | 3-1 | W1 |
| Kansas | 8-6 | .571 | 6-1 | 2-5 | 15-10 | .600 | 11-1 | 3-7 | 1-2 | W5 |
| Iowa State | 8-6 | .571 | 5-1 | 2-5 | 14-10 | .583 | 11-2 | 3-6 | 0-2 | L1 |
| Baylor | 8-6 | .571 | 5-2 | 3-4 | 19-6 | .760 | 12-2 | 4-4 | 3-0 | W1 |
| Oklahoma State | 5-9 | .357 | 2-5 | 3-4 | 12-13 | .480 | 8-5 | 4-5 | 0-3 | L1 |
| BYU | 5-9 | .357 | 3-4 | 2-5 | 15-12 | .556 | 9-4 | 3-8 | 3-0 | L1 |
| Texas Tech | 5-9 | .357 | 4-3 | 1-6 | 16-11 | .593 | 13-3 | 1-6 | 2-2 | L5 |
| Houston | 4-10 | .286 | 3-4 | 1-6 | 13-12 | .520 | 10-5 | 3-7 | 0-0 | W1 |
| Cincinnati | 4-10 | .286 | 3-4 | 1-6 | 12-13 | .480 | 8-5 | 3-6 | 1-2 | L3 |
| TCU | 3-11 | .214 | 2-4 | 1-5 | 16-9 | .640 | 13-4 | 1-5 | 2-0 | W1 |
| UCF | 3-11 | .214 | 2-5 | 1-6 | 12-12 | .500 | 8-6 | 1-6 | 3-0 | L2 |



AP TOP 25 POLL (2/19/24)

| No. | Team (First Place) | Ovr. | Pts. | Prev. |
|-----|----------------------|-------------|------------|-----------|
| 1. | South Carolina (35) | 25-0 | 875 | 1 |
| 2. | Ohio State | 22-3 | 824 | 2 |
| 3. | Stanford | 23-3 | 804 | 3 |
| 4. | Iowa | 23-3 | 742 | 4 |
| 5. | Texas | 24-3 | 730 | 5 |
| 6. | NC State | 23-3 | 714 | 6 |
| 7. | USC | 20-4 | 654 | 10 |
| 8. | Virginia Tech | 22-4 | 593 | 12 |
| 9. | Oregon State | 21-4 | 554 | 11 |
| 10. | Kansas State | 22-4 | 520 | 7 |
| 11. | Colorado | 20-5 | 519 | 8 |
| 12. | UCLA | 20-5 | 497 | 9 |
| 13. | LSU | 21-4 | 465 | 13 |
| 14. | Indiana | 21-3 | 446 | 14 |
| 15. | UConn | 22-5 | 423 | 15 |
| 16. | Gonzaga | 26-2 | 326 | 17 |
| 17. | Syracuse | 22-4 | 272 | 19 |
| 18. | Utah | 19-7 | 246 | 22 |
| 19. | Notre Dame | 18-6 | 242 | 16 |
| 20. | Louisville | 21-6 | 228 | 18 |
| 21. | Creighton | 21-3 | 201 | 20 |
| 22. | West Virginia | 22-3 | 172 | 24 |
| 23. | Oklahoma | 18-7 | 94 | 23 |
| 24. | Baylor | 19-6 | 88 | 21 |
| 25. | Princeton | 20-3 | 66 | 25 |

RECEIVING VOTES: UNLV 41, Fairfield 28, North Carolina 4, Saint Joseph's 4, Mississippi St. 2, Tennessee 1

USA TODAY COACHES POLL (2/20/24)

| No. | Team (First Place) | Ovr. | Pts. | Prev. |
|-----|----------------------|-------------|------------|-----------|
| 1. | South Carolina (32) | 25-0 | 800 | 1 |
| 2. | Ohio State | 22-3 | 761 | 2 |
| 3. | Stanford | 23-3 | 730 | 3 |
| 4. | Iowa | 23-3 | 697 | 4 |
| 5. | Texas | 24-3 | 659 | 5 |
| 6. | NC State | 23-3 | 637 | 7 |
| 7. | USC | 20-4 | 584 | 10 |
| 8. | Virginia Tech | 22-4 | 527 | 13 |
| 9. | Kansas State | 22-4 | 511 | 6 |
| 10. | LSU | 22-4 | 511 | 11 |
| 11. | Colorado | 20-5 | 466 | 8 |
| 12. | UCLA | 20-5 | 434 | 9 |
| 13. | UConn | 23-5 | 433 | 14 |
| 14. | Oregon State | 21-4 | 394 | 15 |
| 15. | Gonzaga | 26-2 | 383 | 16 |
| 16. | Indiana | 21-4 | 348 | 12 |
| 17. | Syracuse | 22-4 | 265 | 20 |
| 18. | Notre Dame | 19-6 | 243 | 17 |
| 19. | Utah | 19-7 | 207 | 22 |
| 20. | Louisville | 21-6 | 202 | 18 |
| 21. | Creighton | 21-4 | 177 | 19 |
| 22. | West Virginia | 22-3 | 154 | 23 |
| 23. | Princeton | 20-3 | 96 | 24 |
| 24. | Baylor | 19-6 | 72 | 21 |
| 25. | Oklahoma | 18-7 | 44 | 25 |

RECEIVING VOTES: UNLV 30; Saint Joseph's 15; Fairfield 5; Ball State 5; Tennessee 4; Michigan State 3; Richmond 2; Florida State 1; Duke 1;

BYU VS. RANKED OPPONENTS (SINCE THE 2000-2001 SEASON)

| Vs | Overall | Home | Away | Neutral | Last Meeting | Last Win |
|-------|---------|------|------|---------|---|--|
| #1 | 0-2 | 0-1 | 0-0 | 0-1 | L, 51-70 vs. UConn (3/29/14) NCAA Tournament Sweet 16 | _____ |
| #2 | 0-1 | 0-0 | 0-1 | 0-0 | L, 34-80 at UConn (11/27/07) | _____ |
| #3 | 0-0 | 0-0 | 0-0 | 0-0 | | |
| #4 | 0-2 | 0-0 | 0-1 | 0-1 | L, 65-67 at Kansas State (1/27/24) | _____ |
| #5 | 0-0 | 0-0 | 0-0 | 0-0 | | |
| #6 | 0-2 | 0-0 | 0-1 | 0-1 | L, 54-69 at Duke (11/13/10) | |
| #7 | 0-2 | 0-0 | 0-1 | 0-1 | L, 63-72 at Stanford (3/25/19) NCAA Tournament 2nd Round | _____ |
| #8 | 0-2 | 0-1 | 0-0 | 0-1 | L, 53-86 vs. Louisville (3/21/15) NCAA Tournament 1st Round | _____ |
| #9 | 0-1 | 0-1 | 0-0 | 0-0 | L, 70-82 - Washington (12/22/16) | _____ |
| #10 | 1-0 | 0-0 | 1-0 | 0-0 | W, 75-69 at Iowa State (2/18/2002) | SAME |
| #11 | 1-1 | 0-0 | 1-0 | 0-1 | L, 46-52 vs. Arizona (3/24/21) NCAA Tournament 2nd Round | 55-52 at Stanford (11/13/06) |
| #12 | 3-2 | 1-0 | 0-2 | 2-0 | L, 68-87 at Utah (12/2/23) | 82-68 vs. Gonzaga (3/12/19) WCC Championship |
| #13 | 3-0 | 1-0 | 1-0 | 1-0 | W, 66-64 at Gonzaga (2/16/19) | SAME |
| #14 | 0-1 | 0-0 | 0-0 | 0-1 | L, 42-43 vs. Gonzaga (3/9/21) WCC Championship Game | _____ |
| #15 | 2-1 | 1-1 | 0-0 | 1-0 | W, 56-42 - Wyoming (2/2/08) | SAME |
| #16 | 3-4 | 2-2 | 0-1 | 1-1 | L, 64-79 vs. Gonzaga (3/6/23) WCC Tournament Semi-Final | 61-56 - Gonzaga (2/18/21) |
| #17 | 1-3 | 0-1 | 0-1 | 1-1 | W, 61-54 vs. Florida State (11/25/21) | SAME |
| #18 | 1-3 | 1-1 | 0-1 | 0-1 | W, 78-66 - Baylor (2/7/24) | SAME |
| #19 | 1-4 | 1-0 | 0-2 | 0-2 | L, 56-63 at Gonzaga (2/2/21) | 70-40 - Gonzaga (2/9/12) |
| #20 | 1-0 | 1-0 | 0-0 | 0-0 | W, 62-52 vs. Gonzaga (2/15/14) | SAME |
| #21 | 1-2 | 0-0 | 0-2 | 1-0 | W, 69-66 vs. Rutgers (3/22/21) NCAA Tournament 1st Round | SAME |
| #22 | 2-1 | 0-0 | 1-1 | 1-0 | W, 58-57 vs. West Virginia (11/27/21) | SAME |
| #23 | 0-6 | 0-4 | 0-2 | 0-0 | L, 69-76 - West Virginia (2/4/24) | _____ |
| #24 | 1-3 | 0-0 | 0-2 | 1-1 | L, 45-70 at California (12/16/17) | 90-52 vs. Florida (3/12/19) WCC Championship |
| #25 | 0-3 | 0-2 | 0-0 | 0-1 | L, 57-61 - New Mexico (1/17/09) | _____ |
| Total | 20-44 | 7-13 | 4-17 | 9-14 | L, 67-81 at TCU (12/30/23) | W, 58-57 vs. West Virginia (11/27/21) |

at Opponent (Away) - Opponent (Home) vs. Opponent (Neutral Site)



| 2022-23 SCORING BY QUARTER (BYU-OPPONENT) | | | | | | | | | | | | | | | | | | |
|---|-----------|-----------|-------|-----------|-----------|-------|-----------|-----------|-------|-----------|-----------|-------|---------|-----------|-------|-----------|-----------|-------|
| Opponent | 1Q | FG% | +/- | 2Q | FG% | +/- | 3Q | FG% | +/- | 4Q | FG% | +/- | OT | FG% | +/- | Final | FG% | +/- |
| at Montana State | 8-19 | 25.0-31.3 | -6.3 | 17-13 | 36.4-36.4 | 0.0 | 24-18 | 56.3-44.4 | +11.9 | 19-10 | 50.0-18.8 | +31.2 | -- | -- | -- | 68-60 | 42.9-32.8 | +10.1 |
| Weber State | 22-8 | 81.8-27.3 | +54.5 | 23-6 | 53.3-16.7 | +36.6 | 16-20 | 66.7-33.3 | +33.4 | 16-15 | 37.5-30.8 | +6.7 | -- | -- | -- | 77-49 | 56.9-32.7 | +24.2 |
| Utah Valley | 16-13 | 42.9-35.7 | +7.2 | 18-8 | 50.0-33.3 | +16.7 | 14-11 | 31.3-23.1 | +8.2 | 11-12 | 38.5-23.5 | +15.0 | -- | -- | -- | 59-44 | 40.7-28.6 | +12.1 |
| vs. Wake Forest! | 16-5 | 50.0-12.5 | +37.5 | 17-10 | 70.0-23.1 | +46.9 | 14-8 | 35.7-22.2 | +13.5 | 20-21 | 42.9-46.7 | -3.8 | -- | -- | -- | 67-44 | 48.0-25.8 | +22.2 |
| vs. Saint Louis! | 21-14 | 50.0-21.1 | +28.9 | 18-19 | 42.9-41.7 | +1.2 | 27-17 | 52.9-54.5 | -1.6 | 21-16 | 61.5-16.7 | +44.8 | -- | -- | -- | 87-66 | 51.7-30.0 | +21.7 |
| LMU | 17-13 | 60.0-41.7 | +18.3 | 18-17 | 63.6-37.5 | +26.1 | 19-12 | 46.7-41.7 | +5.0 | 20-16 | 60.0-38.9 | +21.1 | -- | -- | -- | 74-58 | 57.4-39.7 | +17.7 |
| at Wyoming | 19-28 | 50.0-60.0 | -10.0 | 9-13 | 30.8-42.9 | -12.1 | 19-14 | 63.6-50.0 | +13.6 | 27-31 | 68.8-57.1 | +11.7 | -- | -- | -- | 74-86 | 53.8-53.2 | +0.6 |
| at Utah | 17-27 | 41.2-56.3 | -15.1 | 15-25 | 42.9-52.9 | -10.0 | 19-18 | 47.1-53.8 | -6.7 | 17-17 | 43.8-50.0 | -6.2 | -- | -- | -- | 68-87 | 43.8-53.4 | -9.6 |
| Utah State | 20-8 | 50.0-20.0 | +30.0 | 19-21 | 46.2-57.1 | -10.9 | 22-21 | 27.3-41.2 | -13.9 | 22-21 | 55.6-41.2 | +14.4 | -- | -- | -- | 72-66 | 45.1-39.0 | +6.1 |
| Boise State | 15-13 | 42.9-33.3 | +9.6 | 22-13 | 50.0-33.3 | +16.7 | 16-11 | 42.9-25.0 | +17.9 | 12-13 | 27.3-30.8 | 13.1 | -- | -- | -- | 65-50 | 42.1-30.3 | +11.8 |
| Idaho State | 22-19 | 46.7-42.1 | +4.6 | 12-18 | 25.0-42.1 | -17.1 | 13-20 | 38.5-61.5 | -23.0 | 23-13 | 57.1-25.0 | +32.1 | 9-6 | 33.3-14.3 | +19.0 | 79-76 | 41.7-40.0 | +1.7 |
| at Missouri State | 21-16 | 57.1-40.0 | +17.1 | 9-16 | 30.0-45.5 | -15.5 | 16-16 | 62.5-54.5 | +8.0 | 9-8 | 28.6-25.0 | +3.6 | -- | -- | -- | 55-56 | 43.5-39.6 | +3.9 |
| vs. Nevada^ | 14-16 | 60.0-46.7 | +13.3 | 18-6 | 44.4-13.3 | +31.1 | 19-12 | 58.3-27.8 | +30.5 | 21-25 | 54.5-50.0 | +4.5 | -- | -- | -- | 72-59 | 52.9-35.3 | +17.6 |
| at TCU* | 13-22 | 36.4-53.3 | -16.9 | 18-17 | 43.8-50.0 | -6.2 | 12-24 | 26.3-62.5 | -36.2 | 24-18 | 50.0-37.5 | +12.5 | -- | -- | -- | 67-81 | 38.7-50.0 | -11.3 |
| Oklahoma* | 8-18 | 15.0-36.8 | -21.8 | 15-22 | 31.3-56.3 | -25.0 | 23-18 | 41.2-38.1 | +3.1 | 17-17 | 31.3-26.3 | +5.0 | -- | -- | -- | 63-75 | 29.0-38.7 | -9.7 |
| Iowa State* | 16-20 | 50.0-46.7 | +3.3 | 17-10 | 57.1-31.3 | +25.8 | 18-25 | 43.8-47.1 | -3.3 | 24-25 | 47.6-57.1 | -9.5 | -- | -- | -- | 75-80 | 49.2-45.2 | +4.0 |
| at Houston* | 12-21 | 45.5-53.3 | -7.8 | 13-13 | 60.0-23.1 | +36.9 | 19-17 | 41.7-42.9 | -1.2 | 25-28 | 52.6-53.3 | -0.7 | -- | -- | -- | 69-79 | 50.0-43.9 | +6.1 |
| Cincinnati* | 13-12 | 46.2-29.4 | +16.8 | 25-14 | 52.9-38.5 | +14.4 | 13-18 | 40.0-46.2 | -6.2 | 17-14 | 50.0-25.0 | +25.0 | -- | -- | -- | 68-58 | 48.1-33.9 | +14.2 |
| at Oklahoma State* | 8-18 | 23.1-50.0 | -26.9 | 14-27 | 60.0-58.8 | +1.2 | 18-20 | 40.0-46.7 | -6.7 | 10-17 | 21.4-23.1 | -1.7 | -- | -- | -- | 50-82 | 34.6-45.8 | -11.2 |
| Texas Tech* | 17-11 | 40.0-26.7 | +13.3 | 11-13 | 38.5-25.0 | +13.5 | 17-14 | 46.7-38.5 | +8.2 | 15-8 | 41.7-16.7 | +25.0 | -- | -- | -- | 60-46 | 41.8-26.9 | +14.9 |
| at Kansas State* | 11-16 | 31.3-33.3 | -2.0 | 15-7 | 46.2-12.5 | +33.7 | 19-25 | 61.5-64.3 | -2.8 | 20-19 | 50.0-38.5 | +11.5 | -- | -- | -- | 65-67 | 46.6-36.1 | +10.5 |
| at Kansas* | 8-12 | 23.1-33.3 | -10.2 | 13-14 | 37.5-50.0 | -12.5 | 12-18 | 33.3-46.2 | -12.9 | 20-23 | 41.2-38.5 | +2.7 | -- | -- | -- | 53-67 | 34.5-40.7 | -6.2 |
| West Virginia* | 14-24 | 50.0-68.8 | -18.8 | 15-19 | 35.7-47.1 | -11.4 | 21-15 | 50.0-33.3 | +16.7 | 19-18 | 43.8-62.5 | -18.7 | -- | -- | -- | 69-76 | 44.4-51.8 | -7.4 |
| Baylor* | 22-11 | 50.0-22.2 | +27.8 | 13-10 | 40.0-23.1 | +16.9 | 24-25 | 66.7-55.0 | +11.7 | 19-20 | 54.5-33.3 | +21.2 | -- | -- | -- | 78-66 | 52.6-34.8 | +17.8 |
| at Cincinnati* | 15-15 | 41.2-30.8 | +10.4 | 18-15 | 46.7-33.3 | +13.4 | 19-9 | 47.1-11.8 | +35.3 | 17-18 | 60.0-38.5 | +21.9 | -- | -- | -- | 69-57 | 47.5-28.8 | +18.7 |
| at UCF* | 17-20 | 58.3-46.7 | +11.6 | 14-18 | 38.5-36.8 | +1.7 | 23-6 | 56.3-15.4 | +40.9 | 10-16 | 20.0-38.5 | -18.5 | -- | -- | -- | 64-60 | 45.1-35.0 | 10.1 |
| Kansas* | 11-13 | 33.3-46.2 | -12.9 | 20-18 | 58.3-41.7 | +16.6 | 12-15 | 33.3-42.9 | -9.6 | 19-24 | 35.0-57.1 | -22.1 | -- | -- | -- | 62-70 | 38.7-47.2 | -8.5 |
| TCU* | | | | | | | | | | | | | | | | | | |
| at Iowa State* | | | | | | | | | | | | | | | | | | |
| Houston* | | | | | | | | | | | | | | | | | | |
| at Texas* | | | | | | | | | | | | | | | | | | |
| Big 12 Tournament | | | | | | | | | | | | | | | | | | |
| Big 12 Tournament | | | | | | | | | | | | | | | | | | |
| Big 12 Tournament | | | | | | | | | | | | | | | | | | |
| Averages | 15.3-16.0 | 44.5-38.7 | +5.8 | 16.1-14.9 | 45.6-37.2 | +8.5 | 18.1-16.6 | 46.6-41.6 | +5.0 | 18.3-17.9 | 45.4-37.0 | +8.3 | 9.0-6.0 | 33.3-14.3 | +19.0 | 67.7-65.4 | 45.2-38.5 | +6.7 |
| In Big 12 Play | 13.2-16.6 | 38.8-41.3 | -1.7 | 15.8-15.5 | 46.2-37.7 | +6.0 | 17.9-17.8 | 44.9-44.2 | +2.6 | 18.3-18.9 | 42.8-39.0 | +2.7 | -- | -- | -- | 65.1-68.9 | 42.9-39.9 | +2.1 |

| 2022-23 OFFENSIVE TRENDS (BYU-OPPONENT) | | | | | | | | | | | | | |
|---|---|---|--|--|---|-----------|------------------|-----------|--------------|------------|---------|----------|--|
| Opponent | Points Off TO | | Points/Paint | | 2nd Chance Points | | Fastbreak Points | | Bench Points | | Big Run | Big Lead | |
| at Montana State | 14 | 18 | 18 | 26 | 8 | 6 | 9 | 6 | 2 | 23 | 13 | 11 | |
| Weber State | 22 | 12 | 40 | 16 | 7 | 0 | 13 | 2 | 16 | 10 | 23 | 33 | |
| Utah Valley | 13 | 10 | 32 | 22 | 13 | 2 | 2 | 2 | 9 | 23 | 7 | 7 | |
| vs. Wake Forest! | 15 | 17 | 26 | 24 | 16 | 9 | 4 | 6 | 16 | 19 | 13 | 27 | |
| vs. Saint Louis! | 10 | 8 | 28 | 10 | 14 | 2 | 12 | 8 | 30 | 26 | 8 | 24 | |
| LMU | 17 | 9 | 32 | 30 | 7 | 6 | 7 | 3 | 19 | 22 | 12 | 19 | |
| at Wyoming | 9 | 13 | 38 | 48 | 4 | 20 | 13 | 2 | 24 | 31 | 8 | 2 | |
| at Utah | 11 | 14 | 40 | 26 | 9 | 6 | 3 | 10 | 18 | 11 | 9 | 0 | |
| Utah State | 23 | 14 | 28 | 32 | 3 | 6 | 19 | 8 | 14 | 20 | 10 | 16 | |
| Boise State | 11 | 10 | 30 | 28 | 4 | 7 | 10 | 5 | 12 | 19 | 7 | 18 | |
| Idaho State | 21 | 24 | 34 | 26 | 15 | 16 | 15 | 7 | 7 | 29 | 18 | 6 | |
| at Missouri State | 14 | 28 | 24 | 30 | 9 | 10 | 1 | 2 | 14 | 20 | 10 | 8 | |
| vs. Nevada^ | 12 | 12 | 36 | 30 | 14 | 10 | 6 | 12 | 8 | 15 | 13 | 21 | |
| at TCU* | 5 | 12 | 20 | 38 | 5 | 10 | 7 | 12 | 12 | 0 | 10 | 0 | |
| Oklahoma* | 7 | 18 | 20 | 36 | 14 | 20 | 11 | 14 | 11 | 29 | 10 | 0 | |
| Iowa State* | 17 | 8 | 42 | 24 | 13 | 21 | 6 | 6 | 13 | 16 | 8 | 8 | |
| at Houston* | 11 | 27 | 36 | 28 | 13 | 10 | 8 | 8 | 19 | 29 | 14 | 1 | |
| Cincinnati* | 20 | 14 | 32 | 20 | 9 | 5 | 6 | 1 | 15 | 8 | 8 | 14 | |
| at Oklahoma State* | 17 | 38 | 26 | 42 | 8 | 7 | 8 | 20 | 15 | 2 | 6 | 0 | |
| Texas Tech* | 11 | 12 | 28 | 18 | 15 | 11 | 5 | 2 | 6 | 25 | 9 | 15 | |
| at Kansas State* | 6 | 17 | 42 | 22 | 12 | 9 | 6 | 9 | 2 | 8 | 11 | 5 | |
| at Kansas* | 14 | 20 | 20 | 36 | 9 | 17 | 6 | 5 | 7 | 4 | 8 | 0 | |
| West Virginia | 4 | 29 | 22 | 38 | 12 | 8 | 4 | 13 | 25 | 9 | 7 | 0 | |
| Baylor | 9 | 21 | 38 | 24 | 8 | 7 | 7 | 4 | 19 | 28 | 8 | 16 | |
| at Cincinnati* | 2 | 17 | 34 | 26 | 2 | 8 | 9 | 6 | 9 | 5 | 6 | 13 | |
| at UCF* | 16 | 14 | 32 | 26 | 6 | 11 | 10 | 6 | 5 | 7 | 11 | 14 | |
| Kansas* | 16 | 10 | 34 | 36 | 9 | 13 | 8 | 7 | 13 | 4 | 8 | 2 | |
| TCU* | | | | | | | | | | | | | |
| at Iowa State* | | | | | | | | | | | | | |
| Houston | | | | | | | | | | | | | |
| at Texas | | | | | | | | | | | | | |
| Big 12 Tournament | | | | | | | | | | | | | |
| Big 12 Tournament | | | | | | | | | | | | | |
| Big 12 Tournament | | | | | | | | | | | | | |
| Per Game/Total | 12.9 (347) | 16.5 (446) | 30.8 (832) | 28.2 (762) | 9.6 (258) | 9.5 (257) | 7.6 (205) | 6.9 (185) | 13.3 (360) | 16.4 (442) | 23 | 33 | |
| Lead/Trailing/Tied Record | Lead: 10 (8-2) Trail: 16 (6-10) Tied: 1 (1-0) | Lead: 17 (13-4) Trail: 10 (2-8) Tied: 0 (0-0) | Lead: 14 (9-5) Trail: 12 (5-7) Tied: 0 (0-0) | Lead: 14 (11-3) Trail: 9 (2-7) Tied: 4 (1-3) | Lead: 10 (4-6) Trail: 17 (11-6) Tied: 0 (0-0) | | | | | | | | |



| A LOOK INTO THE STARTING 5 | | | | | |
|----------------------------|------------|--------------|---------------|---------------|-------------|
| Opponent | (1) | (2) | (3) | (4) | (5) |
| at Montana State | 1. Whiting | 10. Woolston | 11. Smiler | 30. Davenport | 12. Gustin |
| Weber State | 1. Whiting | 10. Woolston | 11. Smiler | 30. Davenport | 12. Gustin |
| Utah Valley | 1. Whiting | 10. Woolston | 11. Smiler | 30. Davenport | 12. Gustin |
| vs. Wake Forest! | 1. Whiting | 10. Woolston | 11. Smiler | 30. Davenport | 12. Gustin |
| vs. Saint Louis! | 1. Whiting | 10. Woolston | 11. Smiler | 30. Davenport | 12. Gustin |
| LMU | 1. Whiting | 10. Woolston | 11. Smiler | 30. Davenport | 12. Gustin |
| at Wyoming | 1. Whiting | 10. Woolston | 11. Smiler | 30. Davenport | 12. Gustin |
| at Utah | 1. Whiting | 3. Falatea | 10. Woolston | 11. Smiler | 12. Gustin |
| Utah State | 1. Whiting | 10. Woolston | 11. Smiler | 30. Davenport | 12. Gustin |
| Boise State | 1. Whiting | 10. Woolston | 11. Smiler | 12. Gustin | 25. Calvert |
| Idaho State | 1. Whiting | 10. Woolston | 11. Smiler | 12. Gustin | 25. Calvert |
| at Missouri State | 1. Whiting | 10. Woolston | 11. Smiler | 12. Gustin | 25. Calvert |
| vs. Nevada^ | 1. Whiting | 10. Woolston | 30. Davenport | 12. Gustin | 25. Calvert |
| at TCU* | 1. Whiting | 10. Woolston | 11. Smiler | 12. Gustin | 25. Calvert |
| Oklahoma* | 1. Whiting | 10. Woolston | 11. Smiler | 12. Gustin | 25. Calvert |
| Iowa State* | 1. Whiting | 10. Woolston | 11. Smiler | 12. Gustin | 25. Calvert |
| at Houston* | 1. Whiting | 10. Woolston | 11. Smiler | 12. Gustin | 25. Calvert |
| Cincinnati* | 1. Whiting | 10. Woolston | 11. Smiler | 12. Gustin | 25. Calvert |
| at Oklahoma State* | 1. Whiting | 10. Woolston | 11. Smiler | 12. Gustin | 25. Calvert |
| Texas Tech* | 1. Whiting | 10. Woolston | 11. Smiler | 12. Gustin | 25. Calvert |
| at Kansas State* | 1. Whiting | 10. Woolston | 11. Smiler | 12. Gustin | 25. Calvert |
| at Kansas* | 1. Whiting | 10. Woolston | 11. Smiler | 12. Gustin | 25. Calvert |
| West Virginia* | 1. Whiting | 10. Woolston | 11. Smiler | 24. Bubakar | 12. Gustin |
| Baylor* | 1. Whiting | 10. Woolston | 11. Smiler | 24. Bubakar | 12. Gustin |
| at Cincinnati* | 1. Whiting | 10. Woolston | 11. Smiler | 24. Bubakar | 12. Gustin |
| at UCF* | 1. Whiting | 10. Woolston | 11. Smiler | 24. Bubakar | 12. Gustin |
| Kansas* | 1. Whiting | 10. Woolston | 11. Smiler | 24. Bubakar | 12. Gustin |
| TCU* | | | | | |
| at Iowa State* | | | | | |
| Houston* | | | | | |
| at Texas* | | | | | |
| Big 12 Tournament | | | | | |
| Big 12 Tournament | | | | | |
| Big 12 Tournament | | | | | |
| Win-Loss Record | (1) | (2) | (3) | (4) | (5) |
| 3-8 | 1. Whiting | 10. Woolston | 11. Smiler | 12. Gustin | 25. Calvert |
| 8-1 | 1. Whiting | 10. Woolston | 11. Smiler | 30. Davenport | 12. Gustin |
| 3-2 | 1. Whiting | 10. Woolston | 11. Smiler | 24. Bubakar | 12. Gustin |
| 1-0 | 1. Whiting | 10. Woolston | 30. Davenport | 12. Gustin | 25. Calvert |
| 0-1 | 1. Whiting | 3. Falatea | 10. Woolston | 11. Smiler | 12. Gustin |

| DOUBLE-DOUBLE TRACKER | | | | | |
|-----------------------|-----------|-----------|-------------------------|-----------|-----------|
| Player | Season | Career | Last | Pts | Reb. |
| Lauren Gustin | 25 | 81 | Kansas (2/17/24) | 33 | 18 |
| Emma Calvert | 1 | 1 | Cincinnati (1/13/24) | 11 | 10 |
| Amari Whiting | 1 | 1 | Idaho State (12/16/23) | 14 | 12 |
| Kailey Woolston | 1 | 1 | Utah Valley (11/14/23) | 19 | 10 |
| BYU Total | 28 | 84 | Kansas (2/17/24) | 33 | 18 |

*Includes double-doubles at previous NCAA Division I schools

| GAMES PLAYED/STARTED | | | | |
|----------------------------|------------|------------|------------|------------|
| Player | Season | | Career | |
| | GP | GS | GP | GS |
| 11. Kaylee Smiler | 26 (14-12) | 26 (14-12) | 130 | 55 |
| 12. Lauren Gustin | 27 (15-12) | 27 (15-12) | 113 | 113 |
| 25. Emma Calvert | 27 (15-12) | 14 (5-9) | 83 | 43 |
| 24. Rose Bubakar | 27 (15-12) | 5 (3-2) | 78 | 16 |
| 30. Lauren Davenport | 26 (14-12) | 9 (8-1) | 70* | 23* |
| 5. Arielle Mackey-Williams | 0 (0-0) | 0 (0-0) | 52 | 24 |
| 21. Heather Hamson | 12 (9-3) | 0 (0-0) | 32 | 0 |
| 1. Amari Whiting | 27 (15-12) | 27 (15-12) | 27 (15-12) | 27 (15-12) |
| 10. Kailey Woolston | 27 (15-12) | 27 (15-12) | 27 (15-12) | 27 (15-12) |
| 4. Ali'a Matavao | 19 (11-8) | 0 (0-0) | 19 (11-8) | 0 |
| 20. Marina Mata | 11 (8-3) | 0 (0-0) | 11 (8-3) | 0 |
| 15. McKinley Willardson | 5 (3-2) | 0 (0-0) | 5 (3-2) | 0 |
| 2. Kylie Krebs | 1 (1-0) | 0 (0-0) | 1 (1-0) | 0 |

*Includes games played and starts at previous NCAA Division I schools





AMBER WHITING

HIGHLIGHTS

- Won 2022 state championship at Burley High School (Idaho)
- 2022 4A Idaho Statesman Coach of the Year
- Conference Coach of the Year
- Back-to-back region titles in 2021 and 2022
- 70-37 record in four seasons at Burley High School

Shoe Circuit for the Natalie Williams Basketball Academy.

Whiting was the director of Utah Hard Knox, one of the most successful AAU programs in Utah, consistently producing Division I talent for both men's and women's programs across the state.

A standout at Snow College, Whiting was the team MVP for two straight years and was an All-America honorable mention in 1999 as a member of the SWAC All-Tournament team. She led team in scoring and assists and was honored as the Female Athlete of the Year in 1997 at Fremont High School.

Whiting was an All-Region Team selection in back-to-back season with the Badgers. Following her two-year career with Snow College, Whiting went on to play one season at Weber State where she averaged 5.0 points per game before transferring to BYU for the 2000-01 season.

Whiting graduated from BYU with a degree and teaching credential in history in 2001 with a minor in psychology. She went on to earn a master's degree in professional learning communities from Grand Canyon University.

She is married to former NJCAA All-American men's player Trent Whiting, who played at Snow College and Utah before finishing his collegiate career at BYU in 2001 where he averaged 14.2 points per game and was an all-conference selection. Trent played professionally overseas in Italy for 12 years.

Whiting, from Ogden, Utah, is the seventh head coach of BYU women's basketball since becoming an NCAA program in 1972. The 2023-24 season will be Whiting's second season at the helm of the program that posted a 16-17 record in her first season.

Whiting served as the head coach of the Burley High School girls team in Idaho from 2018-2022 where she won the 2022 state championship, just the third in school history. She was named the 4A Idaho Statesman Coach of the Year, the conference coach of the year and helped the Bobcats to back-to-back region titles.

While at Burley, Whiting took a program with just five wins in her first year to improvement every season including three consecutive 20-win seasons, culminating in a 25-1 campaign and title run in 2021-22. Whiting's record as a head coach at Burley was 70-37 over four seasons.

In addition to coaching at the high school level, Whiting was also the head coach for the Adidas 17U 3SSB Select Team for the Spring/Summer

WHITING'S SECOND CAMPAIGN

EDUCATION

- BYU (2001, B.A. in Elementary Education)
- Grand Canyon (Professional Learning Communities)
- Newport High School in Bellevue, Wash. (1991)

COACHING EXPERIENCE

- BYU Head Coach (2022-present)
- Burley High School Head Coach (2018-22)
- Utah Hard Knox – Director
- Adidas 17U 3SSB Select Team - Natalie Williams Basketball Academy

PLAYING CAREER

Played two seasons at Snow College (1997-99)

- Team MVP for two-straight seasons
- 1999 All-American Honorable Mention
- 1999 SWAC All-Tournament Team
- Led the Badgers in scoring and assists
- 1998 and 1998 All-Region Team selection

Played one season at Weber State (1999-2000)

- Averaged 5.0 points per game
- Played one season at BYU (2000-01)

WHITING'S HEAD COACHING RECORD

| Season | School | Overall | Pct. | Home | Pct. | Away | Pct. | Neutral | Pct. | Conf. | Pct. | Conf. Tourney | WNIT | NCAA |
|---------------|------------|--------------|-------------|--------------|-------------|-------------|-------------|------------|-------------|--------------|-------------|---------------|------------|-----------|
| 2022-23 | BYU | 16-17 | .485 | 7-9 | .438 | 6-6 | .500 | 3-2 | .600 | 9-9 | .500 | 2-1 | 0-1 | -- |
| 2023-24 | BYU | 15-12 | .556 | 9-4 | .692 | 3-8 | .272 | 3-0 | 1.000 | 5-9 | .357 | --- | --- | -- |
| CAREER | BYU | 31-29 | .517 | 16-13 | .552 | 9-14 | .391 | 6-2 | .750 | 14-18 | .438 | 2-1 | 0-1 | -- |



WHITING VS. ALL OPPONENTS

| Opponent | Overall | Last Meeting | Score | Next Meeting |
|------------------|---------|---------------|-----------------|---------------|
| Ball State | 0-1 | Nov. 26, 2022 | L, 61-56 | |
| Baylor | 1-0 | Feb. 7, 2024 | W, 78-66 | |
| Boise State | 2-0 | Dec. 9, 2023 | W, 65-50 | |
| Carroll College | 1-0 | Nov. 23, 2022 | W, 71-47 | |
| Cincinnati | 2-0 | Feb. 10, 2024 | W, 69-57 | |
| Colorado State | 0-1 | Nov. 8, 2022 | L, 82-62 | |
| Gonzaga | 0-3 | Mar. 6, 2023 | L, 79-64 | |
| Houston | 0-1 | Jan. 10, 2024 | L, 69-79 | Feb. 28, 2024 |
| Idaho State | 1-0 | Dec. 16, 2023 | W, 79-76 OT | |
| Iowa State | 0-1 | Jan. 6, 2024 | L, 75-80 | Feb. 24, 2024 |
| Kansas | 0-2 | Feb. 17, 2024 | L, 62-70 | |
| Kansas State | 0-1 | Jan. 27, 2024 | L, 65-67 | |
| LMU | 3-0 | Nov. 25, 2023 | W, 74-58 | |
| Missouri State | 0-1 | Dec. 20, 2023 | L, 55-56 | |
| Montana State | 1-1 | Nov. 7, 2023 | W, 68-60 | |
| Monmouth | 1-0 | Dec. 21, 2022 | W, 70-50 | |
| Oklahoma | 0-2 | Jan. 17, 2024 | L, 75-63 | |
| Oklahoma State | --- | Jan. 17, 2024 | L, 50-82 | |
| Nevada | --- | Dec. 21, 2023 | W, 72-59 | |
| Pacific | 1-1 | Jan. 28, 2023 | L, 79-66 | |
| Pepperdine | 2-1 | Mar. 3, 2023 | W, 74-59 | |
| Portland | 0-2 | Feb. 27, 2023 | L, 61-49 | |
| Rice | 0-1 | Mar. 17, 2023 | L, 71-67 | |
| Saint Louis | 1-0 | Nov. 21, 2023 | W, 87-66 | |
| Saint Mary's | 2-0 | Jan. 26, 2023 | W, 74-59 | |
| San Diego | 1-1 | Feb. 4, 2023 | L, 52-49 | |
| San Francisco | 2-1 | Mar. 4, 2023 | W, 66-56 | |
| Santa Clara | 1-1 | Feb. 16, 2023 | W, 78-72 | |
| TCU | 0-1 | Dec. 30, 2023 | L, 67-81 | Feb. 21, 2024 |
| Texas | --- | ----- | ----- | Mar. 2, 2024 |
| Texas Tech | 1-0 | Jan. 20, 2024 | W, 60-48 | |
| Troy | 0-1 | Nov. 19, 2022 | L, 68-62 | |
| UCF | 1-0 | Feb. 13, 2024 | W, 64-60 | |
| Utah | 0-2 | Dec. 2, 2023 | L, 68-87 | |
| Utah State | 1-0 | Dec. 5, 2023 | W, 72-66 | |
| Utah Valley | 1-0 | Nov. 14, 2023 | W, 59-44 | |
| Wake Forest | 1-0 | Nov. 18, 2023 | W, 67-44 | |
| Washington State | 1-0 | Nov. 18, 2022 | W, 65-56 | |
| Weber State | 1-0 | Nov. 10, 2023 | W, 77-49 | |
| West Virginia | 0-1 | Feb. 3, 2024 | L, 69-76 | |
| Westminster | 1-0 | Oct. 27, 2022 | W, 72-51 (Exh.) | |
| Wyoming | 0-1 | Nov. 28, 2023 | L, 74-86 | |

| Career Record | Overall | Conf. | Home | Road | Neutral |
|---------------|--------------|--------------|--------------|-------------|------------|
| | 31-29 | 14-18 | 16-13 | 9-14 | 6-2 |



WHITING VS. RANKED OPPONENTS

| Rank | Opponent | Score | Date |
|------|--------------------------|----------|---------------|
| 4 | at Kansas State | L, 65-67 | Jan. 27, 2024 |
| 12 | at Utah | L, 68-87 | Dec. 2, 2023 |
| 15 | Utah | L, 76-59 | Dec. 10, 2022 |
| 16 | vs. Gonzaga (WCC Tourn.) | L, 79-64 | Mar. 6, 2023 |
| 16 | Oklahoma | L, 77-66 | Nov. 15, 2022 |
| 18 | Baylor | W, 78-66 | Feb. 7, 2024 |
| 18 | Gonzaga | L, 58-51 | Feb. 25, 2023 |
| 23 | West Virginia | L, 69-76 | Feb. 3, 2024 |
| 23 | at TCU | L, 67-81 | Dec. 30, 2023 |
| 23 | at Gonzaga | L, 67-58 | Dec. 17, 2023 |

| No. 1-5 | No. 6-10 | No. 11-15 | No. 16-20 | No. 21-25 | Overall |
|------------|------------|------------|------------|------------|------------|
| 0-1 | 0-0 | 0-2 | 1-3 | 0-3 | 1-9 |

WHITING VS. ALL CONFERENCES

| | | | |
|-------------------|------|-----------------|-------|
| ACC | 1-0 | Missouri Valley | 0-1 |
| American Athletic | 0-1 | Mountain West | 6-2 |
| Atlantic 10 | 1-0 | Non D-1 | 1-0 |
| Atlantic Sun | 0-0 | Ohio Valley | 0-0 |
| Big 12 | 5-10 | Pac-12 | 1-2 |
| Big East | 0-0 | SEC | 0-0 |
| Big Sky | 3-1 | Southland | 0-0 |
| Big West | 0-0 | Summit | 0-0 |
| Colonial Athletic | 1-0 | Sun Belt | 0-1 |
| Conference USA | 0-0 | SWAC | 0-0 |
| Horizon | 0-0 | WAC | 1-0 |
| MAC | 0-1 | West Coast | 12-10 |

The couple has two children, Jace and Amari. Jace plays basketball at Boise State where he averaged 15.8 minutes, shot 41.6 percent from the field while averaging 3.1 points, 1.7 rebounds and 1.3 assists.. Amari missed her senior season because of injury, but will be entering her freshman year at BYU as a member of Whiting's 2023-24 squad. "I am super excited about the opportunity to be the head coach at BYU," Whiting said. "I've been in basketball my whole life playing, coaching and developing players, and I am looking forward to doing it again at this level. Coach Judkins established a great tradition of winning and a strong culture with some incredible players. I can't wait to get on board and continue that legacy and surround myself with a great staff. I am ready to get to work."



1



AMARI WHITING

FRESHMAN | 5-10 | GUARD | BURLEY, IDAHO | BURLEY HIGH SCHOOL

High School

2022 Idaho Gatorade Player of the Year ... 4A All-Idaho Player of the Year (2021 & 2022) ... GB7 Conference Player of the Year (2021 & 2022) ... Times News Player of the Year (2020, 2021, 2022) ... 2022 4A Idaho State Champions ... 2022 SBlive Idaho Player of the Year ... 2022 IdahoSports 4A Tournament Player of the Year ... 2020 GB10 All-Conference First Team ... 2x WBCA Player of the Week ... 4x SBlive ID Player of the Week ... IHSAA Athlete of the Week ... 4.0 High School GPA ... High Honors Society ...

Personal

Born in Burley, Idaho ... Daughter of Trent and Amber Whiting ... Older brother Jace plays basketball at Boise State University ... Father Trent (2000-01) and mother Amber (2000-01) played basketball at BYU ... Also recruited by Oregon, Arizona, Stanford, UCLA, Utah ... Committed to Oregon in 2021, but flipped her commitment to BYU during the summer of 2022

Instagram: [amari.whiting](#)
Twitter: [amari_whiting](#)
TikTok: [amariwhiting](#)

SEASON HIGHS

| | | |
|--------------|---------|----------------------------|
| Points: | 19 | Utah State (12/5/23) |
| Rebounds: | 12 | Idaho State (12/16/23) |
| Assists: | 9 (x2) | No. 18 Baylor (2/7/24) |
| Steals: | 4 (x2) | Iowa State (1/6/24) |
| Blocks: | 1 (x7) | at Cincinnati (2/10/24) |
| Field Goals: | 6 | Utah State (12/5/23) |
| 3-Pointers: | 2 (x7) | No. 18 Baylor (2/7/24) |
| Free Throws: | 8 | at Montana State (11/7/23) |
| Minutes: | 39 (OT) | Idaho State (12/16/23) |

CAREER HIGHS

| | | |
|--------------|---------|----------------------------|
| Points: | 19 | Utah State (12/5/23) |
| Rebounds: | 12 | Idaho State (12/16/23) |
| Assists: | 9 (x2) | No. 18 Baylor (2/7/24) |
| Steals: | 4 (x2) | Iowa State (1/6/24) |
| Blocks: | 1 (x7) | at Cincinnati (2/10/24) |
| Field Goals: | 6 | Utah State (12/5/23) |
| 3-Pointers: | 2 (x7) | No. 18 Baylor (2/7/24) |
| Free Throws: | 8 | at Montana State (11/7/23) |
| Minutes: | 39 (OT) | Idaho State (12/16/23) |

PRODUCTION TRACKER

| | | |
|---------------------|-----------|-----------|
| Had a double-double | 1 (1-0) | 1 (1-0) |
| Scored 10+ points | 16 (10-6) | 16 (10-6) |
| Scored 20+ points | - (0-0) | - (0-0) |
| Led BYU in scoring | 2 (1-1) | 2 (1-1) |
| Led BYU in rebounds | - (0-0) | - (0-0) |
| Led BYU in assists | 10 (4-6) | 10 (4-6) |
| Led BYU in steals | 6 (1-5) | 6 (1-5) |
| Led BYU in blocks | 4 (1-3) | 4 (1-3) |
| Made 5+ FGs | 7 (5-2) | 7 (5-2) |
| Made 3+ 3-pt FGs | - (0-0) | - (0-0) |
| Had 3+ assists | 17 (7-10) | 17 (7-10) |
| Had 5+ assists | 9 (3-6) | 9 (3-6) |
| Had 3+ steals | 7 (5-2) | 7 (5-2) |
| Had 5+ rebounds | 11 (7-4) | 11 (7-4) |

2023-24 GAME-BY-GAME

| OPPONENT | DATE | MIN. | FG-FGA | PCT | 3FG-FGA | PCT | FT-FTA | PCT | OFF | DEF | REB | AST | BLK | STL | PF | TO | PTS | AVG |
|----------------------|-------|------|--------|------|---------|-------|--------|-------|-----|-----|-----|-----|-----|-----|----|----|------|------|
| at Montana State | 11/7 | 29 | 5-9 | .556 | 0-2 | .000 | 8-11 | .727 | 0 | 7 | 7 | 5 | 0 | 3 | 2 | 7 | 18 | 18.0 |
| Weber State | 11/10 | 24 | 3-8 | .375 | 0-1 | .000 | 2-4 | .500 | 2 | 3 | 5 | 4 | 0 | 3 | 3 | 1 | 8 | 13.0 |
| Utah Valley | 11/14 | 31 | 5-13 | .385 | 1-3 | .333 | 2-3 | .666 | 1 | 8 | 9 | 2 | 0 | 2 | 3 | 1 | 13 | 13.0 |
| vs. Wake Forest | 11/18 | 25 | 3-10 | .300 | 1-1 | 1.000 | 0-0 | .000 | 2 | 2 | 4 | 3 | 0 | 3 | 2 | 2 | 7 | 11.5 |
| vs. Saint Louis | 11/21 | 26 | 5-9 | .556 | 1-2 | .500 | 3-4 | .750 | 2 | 2 | 4 | 4 | 0 | 0 | 4 | 2 | 14 | 12.0 |
| LMU | 11/25 | 30 | 2-5 | .400 | 1-1 | 1.000 | 2-5 | .400 | 1 | 0 | 1 | 0 | 1 | 3 | 2 | 7 | 11.2 | |
| at Wyoming | 11/28 | 32 | 4-8 | .500 | 2-3 | .667 | 4-4 | 1.000 | 0 | 3 | 3 | 4 | 1 | 1 | 2 | 0 | 14 | 11.6 |
| at Utah | 12/2 | 27 | 3-10 | .300 | 1-2 | .500 | 0-0 | .000 | 1 | 4 | 5 | 5 | 0 | 0 | 1 | 1 | 7 | 11.0 |
| Utah State | 12/5 | 29 | 6-11 | .545 | 0-3 | .000 | 7-8 | .875 | 0 | 2 | 2 | 3 | 1 | 3 | 4 | 4 | 19 | 11.9 |
| Boise State | 12/9 | 30 | 1-6 | .167 | 0-4 | .000 | 3-4 | .750 | 0 | 4 | 4 | 4 | 0 | 1 | 2 | 3 | 5 | 11.2 |
| Idaho State | 12/16 | 39 | 3-10 | .300 | 1-3 | .333 | 7-12 | .583 | 1 | 11 | 12 | 6 | 1 | 4 | 1 | 3 | 14 | 11.5 |
| at Missouri State | 12/20 | 31 | 3-11 | .272 | 1-5 | .200 | 1-2 | .500 | 0 | 5 | 5 | 3 | 0 | 1 | 4 | 3 | 8 | 11.2 |
| vs. Nevada | 12/21 | 29 | 4-7 | .571 | 2-4 | .500 | 1-2 | .500 | 1 | 7 | 8 | 2 | 0 | 1 | 3 | 5 | 11 | 11.2 |
| at TCU | 12/30 | 34 | 3-8 | .375 | 2-6 | .333 | 5-6 | .833 | 0 | 5 | 5 | 6 | 0 | 1 | 3 | 0 | 13 | 11.3 |
| Oklahoma | 1/3 | 35 | 2-10 | .200 | 1-4 | .250 | 1-1 | 1.000 | 2 | 3 | 5 | 3 | 0 | 0 | 3 | 2 | 6 | 10.9 |
| Iowa State | 1/6 | 33 | 5-9 | .555 | 0-2 | .000 | 2-3 | .667 | 0 | 2 | 2 | 9 | 0 | 4 | 3 | 3 | 12 | 11.0 |
| at Houston | 1/10 | 36 | 5-8 | .625 | 2-3 | .667 | 3-4 | .750 | 0 | 1 | 1 | 6 | 0 | 0 | 3 | 6 | 15 | 11.2 |
| Cincinnati | 1/13 | 30 | 4-7 | .571 | 1-3 | .333 | 1-3 | .333 | 0 | 6 | 6 | 4 | 0 | 0 | 4 | 4 | 10 | 11.2 |
| at Oklahoma State | 1/17 | 28 | 3-9 | .333 | 1-2 | .200 | 2-5 | .400 | 1 | 4 | 5 | 0 | 1 | 2 | 2 | 1 | 9 | 11.1 |
| Texas Tech | 1/20 | 31 | 2-10 | .200 | 0-1 | .000 | 3-6 | .500 | 2 | 4 | 6 | 2 | 0 | 2 | 1 | 2 | 7 | 10.9 |
| at Kansas State | 1/27 | 34 | 3-7 | .429 | 2-3 | .667 | 2-2 | 1.000 | 0 | 4 | 4 | 4 | 1 | 2 | 4 | 2 | 10 | 10.8 |
| at Kansas | 1/31 | 34 | 4-6 | .667 | 1-2 | .500 | 1-5 | .200 | 2 | 3 | 5 | 6 | 0 | 1 | 3 | 3 | 10 | 10.8 |
| West Virginia | 2/3 | 31 | 2-6 | .333 | 2-4 | .500 | 2-2 | 1.000 | 0 | 4 | 4 | 1 | 1 | 3 | 5 | 6 | 8 | 10.7 |
| Baylor | 2/7 | 36 | 5-8 | .625 | 2-3 | .667 | 2-3 | .667 | 0 | 8 | 8 | 9 | 0 | 2 | 3 | 6 | 14 | 10.8 |
| at Cincinnati | 2/10 | 33 | 4-10 | .400 | 0-2 | .000 | 2-2 | 1.000 | 0 | 7 | 7 | 2 | 1 | 0 | 2 | 4 | 10 | 10.8 |
| at UCF | 2/13 | 32 | 4-10 | .400 | 0-3 | .000 | 3-7 | .429 | 1 | 4 | 5 | 1 | 0 | 0 | 3 | 4 | 11 | 10.8 |
| Kansas | 2/17 | 34 | 1-4 | .250 | 0-0 | .000 | 3-6 | .500 | 0 | 4 | 4 | 6 | 0 | 1 | 4 | 2 | 5 | 10.6 |
| TCU | 2/21 | | | | | | | | | | | | | | | | | |
| at Iowa State | 2/25 | | | | | | | | | | | | | | | | | |
| Houston | 2/28 | | | | | | | | | | | | | | | | | |
| at Texas | 3/2 | | | | | | | | | | | | | | | | | |
| Big 12 1st Round | 3/7 | | | | | | | | | | | | | | | | | |
| Big 12 2nd Round | 3/8 | | | | | | | | | | | | | | | | | |
| Big 12 Quarterfinals | 3/9 | | | | | | | | | | | | | | | | | |
| Big 12 Semifinals | 3/11 | | | | | | | | | | | | | | | | | |
| Big 12 Championship | 3/12 | | | | | | | | | | | | | | | | | |

CAREER STATISTICS

| YEAR | GP-GS | MPG | FG-FGA | PCT | 3FG-A | PCT | FT-FTA | PCT | OFF-DEF-REB | R/GM | PF-D | A | A/GM | TO | BLK | B/GM | STL | S/GM | PTS | AVG |
|-----------|-------|------|--------|------|-------|------|--------|------|-------------|------|------|-----|------|----|-----|------|-----|------|-----|------|
| 2023-2024 | 27-27 | 31.3 | 94-229 | .410 | 25-75 | .333 | 72-114 | .632 | 19-117-136 | 5.0 | 77-1 | 105 | 3.9 | 79 | 7 | 0.3 | 41 | 1.5 | 285 | 10.6 |
| -- | -- | -- | -- | -- | -- | -- | -- | -- | -- | -- | -- | -- | -- | -- | -- | -- | -- | -- | -- | -- |
| -- | -- | -- | -- | -- | -- | -- | -- | -- | -- | -- | -- | -- | -- | -- | -- | -- | -- | -- | -- | -- |
| -- | -- | -- | -- | -- | -- | -- | -- | -- | -- | -- | -- | -- | -- | -- | -- | -- | -- | -- | -- | -- |
| TOTAL | 27-27 | 31.3 | 94-229 | .410 | 25-75 | .333 | 72-114 | .632 | 19-117-136 | 5.0 | 77-1 | 105 | 3.9 | 79 | 7 | 0.3 | 41 | 1.5 | 285 | 10.6 |

BIG 12 CAREER STATISTICS

| YEAR | GP-GS | MPG | FG-FGA | PCT | 3FG-A | PCT | FT-FTA | PCT | OFF-DEF-REB | R/GM | PF-D | A | A/GM | TO | BLK | B/GM | STL | S/GM | PTS | AVG |
|---------|-------|------|--------|------|-------|------|--------|------|-------------|------|------|----|------|----|-----|------|-----|------|-----|------|
| 2023-24 | 14-14 | 33.0 | 47-112 | .420 | 14-41 | .341 | 32-55 | .582 | 8-59-67 | 4.8 | 43-1 | 59 | 4.2 | 45 | 4 | 0.3 | 18 | 1.3 | 140 | 10.0 |
| TOTAL | 14-14 | 33.0 | 47-112 | .420 | 14-41 | .341 | 32-55 | .582 | 8-59-67 | 4.8 | 43-1 | 59 | 4.2 | 45 | 4 | 0.3 | 18 | 1.3 | 140 | 10.0 |



2



KYLIE KREBS

JUNIOR | 5-7 | GUARD | OAHU, HAWAII | GLENDALE COMMUNITY COLLEGE
2022-23 (Glendale Community College)

Before BYU
Two-year honor roll honoree at Glendale Community College...6A All-District First Team...6A Desert Valley All-Region Second Team...Grew up on the North Shore of Oahu, Hawaii where she was a competitive surfer

2021-22 (Glendale Community College)

Personal

Born in Peoria, Arizona...Daughter of Kenny and Katharine Krebs...Brothers Brock and Kason played football for BYU, Kaulin and Kameron played football for Cal Berkeley, Kelsea played water polo for Arizona State and Kallee played rugby for Arizona State...Majoring in business

2023-24 GAME-BY-GAME

| OPPONENT | DATE | MIN. | FG-FGA | PCT | 3FG-FGA | PCT | FT-FTA | PCT | OFF | DEF | REB | AST | BLK | STL | PF | TO | PTS | AVG |
|-----------------------|-------|------|--------|------|---------|------|--------|------|-----|-----|-----|-----|-----|-----|----|----|-----|-----|
| at Montana State | 11/7 | | | | | | | | | | | | | | | | | |
| Weber State | 11/10 | | | | | | | | | | | | | | | | | |
| Utah Valley | 11/14 | | | | | | | | | | | | | | | | | |
| vs. Wake Forest | 11/18 | | | | | | | | | | | | | | | | | |
| vs. Saint Louis | 11/21 | | | | | | | | | | | | | | | | | |
| LMU | 11/25 | | | | | | | | | | | | | | | | | |
| at Wyoming | 11/28 | | | | | | | | | | | | | | | | | |
| at Utah | 12/2 | | | | | | | | | | | | | | | | | |
| Utah State | 12/5 | | | | | | | | | | | | | | | | | |
| Boise State | 12/9 | 1 | 0-0 | .000 | 0-0 | .000 | 0-0 | .000 | 0 | 0 | 0 | 0 | 0 | 0 | 0 | 0 | 0 | 0.0 |
| Idaho State | 12/16 | | | | | | | | | | | | | | | | | |
| at Missouri State | 12/20 | | | | | | | | | | | | | | | | | |
| vs. Nevada | 12/21 | | | | | | | | | | | | | | | | | |
| at TCU | 12/30 | | | | | | | | | | | | | | | | | |
| Oklahoma | 1/3 | | | | | | | | | | | | | | | | | |
| Iowa State | 1/6 | | | | | | | | | | | | | | | | | |
| at Houston | 1/10 | | | | | | | | | | | | | | | | | |
| Cincinnati | 1/13 | | | | | | | | | | | | | | | | | |
| at Oklahoma State | 1/17 | | | | | | | | | | | | | | | | | |
| Texas Tech | 1/20 | | | | | | | | | | | | | | | | | |
| Boise State (12/9/23) | 1/27 | | | | | | | | | | | | | | | | | |
| at Kansas State | 1/27 | | | | | | | | | | | | | | | | | |
| at Kansas | 1/31 | | | | | | | | | | | | | | | | | |
| West Virginia | 2/3 | | | | | | | | | | | | | | | | | |
| Baylor | 2/7 | | | | | | | | | | | | | | | | | |
| at Cincinnati | 2/10 | | | | | | | | | | | | | | | | | |
| at UCF | 2/13 | | | | | | | | | | | | | | | | | |
| Kansas | 2/17 | | | | | | | | | | | | | | | | | |
| TCU | 2/21 | | | | | | | | | | | | | | | | | |
| at Iowa State | 2/25 | | | | | | | | | | | | | | | | | |
| Houston | 2/28 | | | | | | | | | | | | | | | | | |
| at Texas | 3/2 | | | | | | | | | | | | | | | | | |
| Big 12 1st Round | 3/7 | | | | | | | | | | | | | | | | | |
| Big 12 2nd Round | 3/8 | | | | | | | | | | | | | | | | | |
| Big 12 Quarterfinals | 3/9 | | | | | | | | | | | | | | | | | |
| Big 12 Semifinals | 3/11 | | | | | | | | | | | | | | | | | |
| Big 12 Championship | 3/12 | | | | | | | | | | | | | | | | | |

Instagram: *N/A*
Twitter: [_kykrebbs](#)
TikTok: *N/A*

SEASON HIGHS

| | |
|--------------|---|
| Points: | — |
| Rebounds: | — |
| Assists: | — |
| Steals: | — |
| Blocks: | — |
| Field Goals: | — |
| 3-Pointers: | — |
| Free Throws: | — |
| Minutes: | 1 |

CAREER HIGHS

| | |
|--------------|---|
| Points: | — |
| Rebounds: | — |
| Assists: | — |
| Steals: | — |
| Blocks: | — |
| Field Goals: | — |
| 3-Pointers: | — |
| Free Throws: | — |
| Minutes: | 1 |

PRODUCTION TRACKER

| | 2023-24 | Career |
|---------------------|---------|---------|
| Had a double-double | — (0-0) | — (0-0) |
| Scored 10+ points | — (0-0) | — (0-0) |
| Scored 20+ points | — (0-0) | — (0-0) |
| Led BYU in scoring | — (0-0) | — (0-0) |
| Led BYU in rebounds | — (0-0) | — (0-0) |
| Led BYU in assists | — (0-0) | — (0-0) |
| Led BYU in steals | — (0-0) | — (0-0) |
| Led BYU in blocks | — (0-0) | — (0-0) |
| Made 5+ FGs | — (0-0) | — (0-0) |
| Made 3+ 3-pt FGs | — (0-0) | — (0-0) |
| Had 3+ assists | — (0-0) | — (0-0) |
| Had 3+ blocks | — (0-0) | — (0-0) |
| Had 5+ rebounds | — (0-0) | — (0-0) |
| Had 10+ rebounds | — (0-0) | — (0-0) |

CAREER STATISTICS

| YEAR | GP-GS | MPG | FG-FGA | PCT | 3FG-A | PCT | FT-FTA | PCT | OFF-DEF-REB | R/GM | PF-D | A | A/GM | TO | BLK | B/GM | STL | S/GM | PTS | AVG |
|--------------|------------|------------|------------|-------------|------------|-------------|------------|-------------|--------------|------------|------------|----------|------------|----------|----------|------------|----------|------------|----------|------------|
| 2023-2024 | 1-0 | 0.5 | 0-0 | .000 | 0-0 | .000 | 0-0 | .000 | 0-0-0 | 0.0 | 0-0 | 0 | 0.0 | 0 | 0 | 0.0 | 0 | 0.0 | 0 | 0.0 |
| — | — | — | — | — | — | — | — | — | — | — | — | — | — | — | — | — | — | — | — | — |
| — | — | — | — | — | — | — | — | — | — | — | — | — | — | — | — | — | — | — | — | — |
| — | — | — | — | — | — | — | — | — | — | — | — | — | — | — | — | — | — | — | — | — |
| TOTAL | 1-0 | 0.5 | 0-0 | .000 | 0-0 | .000 | 0-0 | .000 | 0-0-0 | 0.0 | 0-0 | 0 | 0.0 | 0 | 0 | 0.0 | 0 | 0.0 | 0 | 0.0 |

BIG 12 CAREER STATISTICS

| YEAR | GP-GS | MPG | FG-FGA | PCT | 3FG-A | PCT | FT-FTA | PCT | OFF-DEF-REB | AVG | PF-D | A | AVG | TO | BLK | AVG | STL | AVG | PTS | AVG |
|--------------|------------|------------|------------|-------------|------------|-------------|------------|-------------|--------------|------------|------------|----------|------------|----------|----------|------------|----------|------------|----------|------------|
| 2023-24 | — | — | — | — | — | — | — | — | — | — | — | — | — | — | — | — | — | — | — | — |
| — | — | — | — | — | — | — | — | — | — | — | — | — | — | — | — | — | — | — | — | — |
| — | — | — | — | — | — | — | — | — | — | — | — | — | — | — | — | — | — | — | — | — |
| TOTAL | 0-0 | 0.0 | 0-0 | .000 | 0-0 | .000 | 0-0 | .000 | 0-0-0 | 0.0 | 0-0 | 0 | 0.0 | 0 | 0 | 0.0 | 0 | 0.0 | 0 | 0.0 |



4

ALI'A MATAVAO

FRESHMAN | 6-0 | FORWARD | LAS VEGAS, NEVADA | LIBERTY HIGH SCHOOL



High School

2023 Nevada Gatorade Player of the Year ... 2022 Nevada Gatorade PoY ... Nevada 5A PoY (2022 & 2023) ... Nevada 5A First Team All-Conference (2022 & 2023) ... Liberty High School Athlete of the Year (2023) ... Nevada Las Vegas Sun Super Seven (2022 & 2023) ... Max Preps First Team ... Captain of basketball and volleyball teams ... 2023 State Shot Put Champion ... 2023 State Long Jump Champion ... NIAA Championship team points leader ... Holds school records in long jump, 4x100 and 4x200 team relays ... Heavily recruited soccer forward ... Four-sport varsity athlete at Liberty High School (basketball, soccer, track/field, volleyball)

Personal

Born in Las Vegas, Nevada ... Parents are Newel and Leslie Mata'avao ... Second of five children: Moliki, Myla, Kingston and Isley ... Her father, Newel played football at Ricks College (1996) and Northern State University (2001) ... Her brother, Moliki currently plays football at UCLA ... Also recruited by Cal State Fullerton, Hawaii, Niagara, Portland State, San Diego State, UNLV, Washington and Wisconsin

Instagram: [aliamatavao](#)
Twitter: [Aliamatavao](#)
TikTok: [alialaniii](#)

SEASON HIGHS

| | | |
|--------------|--------|----------------------------|
| Points: | 5 | vs. Wake Forest (11/18/23) |
| Rebounds: | 2 (x2) | at Oklahoma St. (1/17/24) |
| Assists: | 2 | vs. Nevada (12/21/23) |
| Steals: | 1 (x2) | at Kansas State (1/27/24) |
| Blocks: | 1 | vs. Nevada (12/21/23) |
| Field Goals: | 2 | at Oklahoma St. (1/17/24) |
| 3-Pointers: | - | |
| Free Throws: | 3 | vs. Wake Forest (11/18/23) |
| Minutes: | 17 | vs. Nevada (12/21/23) |

CAREER HIGHS

| | | |
|--------------|--------|----------------------------|
| Points: | 5 | vs. Wake Forest (11/18/23) |
| Rebounds: | 2 (x2) | at Oklahoma St. (1/17/24) |
| Assists: | 2 | vs. Nevada (12/21/23) |
| Steals: | 1 (x2) | at Kansas State (1/27/24) |
| Blocks: | 1 | vs. Nevada (12/21/23) |
| Field Goals: | 2 | at Oklahoma St. (1/17/24) |
| 3-Pointers: | - | |
| Free Throws: | 3 | vs. Wake Forest (11/18/23) |
| Minutes: | 17 | vs. Nevada (12/21/23) |

PRODUCTION TRACKER

| | | |
|---------------------|---------|---------|
| Had a double-double | - (0-0) | - (0-0) |
| Scored 10+ points | - (0-0) | - (0-0) |
| Scored 20+ points | - (0-0) | - (0-0) |
| Led BYU in scoring | - (0-0) | - (0-0) |
| Led BYU in rebounds | - (0-0) | - (0-0) |
| Led BYU in assists | - (0-0) | - (0-0) |
| Led BYU in steals | - (0-0) | - (0-0) |
| Led BYU in blocks | - (0-0) | - (0-0) |
| Made 5+ FGs | - (0-0) | - (0-0) |
| Made 3+ 3-pt FGs | - (0-0) | - (0-0) |
| Had 3+ assists | - (0-0) | - (0-0) |
| Had 3+ blocks | - (0-0) | - (0-0) |
| Had 5+ rebounds | - (0-0) | - (0-0) |
| Had 10+ rebounds | - (0-0) | - (0-0) |

2023-24 GAME-BY-GAME

| OPPONENT | DATE | MIN. | FG-FGA | PCT | 3FG-FGA | PCT | FT-FTA | PCT | OFF | DEF | REB | AST | BLK | STL | PF | TO | PTS | AVG |
|----------------------|-------|------|--------|-------|---------|------|--------|------|-----|-----|-----|-----|-----|-----|----|----|-----|-----------------------|
| at Montana State | 11/7 | 1 | 0-0 | .000 | 0-0 | .000 | 0-0 | .000 | 0 | 0 | 0 | 0 | 0 | 0 | 0 | 0 | 0 | 0.0 |
| Weber State | 11/10 | 9 | 0-3 | .000 | 0-0 | .000 | 0-0 | .000 | 0 | 2 | 2 | 1 | 0 | 0 | 2 | 1 | 0 | 0.0 |
| Utah Valley | 11/14 | 1 | 0-0 | .000 | 0-0 | .000 | 0-0 | .000 | 0 | 0 | 0 | 0 | 0 | 0 | 1 | 0 | 0 | 0.0 |
| vs. Wake Forest | 11/18 | 11 | 1-1 | 1.000 | 0-0 | .000 | 3-6 | .500 | 1 | 0 | 1 | 0 | 0 | 0 | 2 | 1 | 5 | 1.3 |
| vs. Saint Louis | 11/21 | 8 | 0-2 | .000 | 0-1 | .000 | 0-0 | .000 | 0 | 0 | 0 | 1 | 0 | 0 | 2 | 2 | 0 | 1.0 |
| LMU | 11/25 | 2 | 1-1 | 1.000 | 0-0 | .000 | 0-0 | .000 | 0 | 0 | 0 | 0 | 0 | 0 | 0 | 1 | 2 | 1.2 |
| at Wyoming | 11/28 | | | | | | | | | | | | | | | | | DID NOT PLAY |
| at Utah | 12/2 | 1 | 0-0 | .000 | 0-0 | .000 | 0-0 | .000 | 0 | 0 | 0 | 0 | 0 | 0 | 0 | 0 | 0 | 1.0 |
| Utah State | 12/5 | 5 | 0-2 | .000 | 0-1 | .000 | 0-0 | .000 | 0 | 0 | 0 | 0 | 0 | 0 | 1 | 1 | 0 | 0.9 |
| Boise State | 12/9 | 3 | 0-0 | .000 | 0-0 | .000 | 0-0 | .000 | 0 | 0 | 0 | 0 | 0 | 0 | 0 | 0 | 0 | 0.0 |
| Idaho State | 12/16 | 2 | 1-1 | 1.000 | 0-0 | .000 | 0-0 | .000 | 0 | 0 | 0 | 0 | 0 | 0 | 1 | 0 | 2 | 0.9 |
| at Missouri State | 12/20 | 2 | 0-1 | .000 | 0-0 | .000 | 0-0 | .000 | 0 | 0 | 0 | 0 | 0 | 0 | 1 | 1 | 0 | 0.8 |
| vs. Nevada | 12/21 | 17 | 1-6 | .167 | 0-1 | .000 | 0-0 | .000 | 2 | 1 | 3 | 2 | 1 | 0 | 3 | 2 | 2 | 0.9 |
| at TCU | 12/30 | 1 | 0-0 | .000 | 0-0 | .000 | 0-0 | .000 | 0 | 1 | 1 | 0 | 0 | 0 | 0 | 0 | 0 | 0.8 |
| Oklahoma | 1/3 | 1 | 0-0 | .000 | 0-0 | .000 | 0-0 | .000 | 0 | 0 | 0 | 0 | 0 | 0 | 0 | 0 | 0 | 0.8 |
| Iowa State | 1/6 | | | | | | | | | | | | | | | | | DID NOT PLAY |
| at Houston | 1/10 | 1 | 0-0 | .000 | 0-0 | .000 | 0-0 | .000 | 0 | 0 | 0 | 0 | 0 | 0 | 0 | 0 | 0 | 0.7 |
| Cincinnati | 1/13 | 2 | 1-3 | .333 | 0-1 | .000 | 0-0 | .000 | 2 | 1 | 3 | 0 | 0 | 0 | 0 | 0 | 2 | 0.8 |
| at Oklahoma State | 1/17 | 11 | 2-6 | .333 | 0-1 | .000 | 0-0 | .000 | 0 | 2 | 2 | 0 | 0 | 1 | 3 | 1 | 4 | 1.0 |
| Texas Tech | 1/20 | | | | | | | | | | | | | | | | | DID NOT PLAY |
| at Kansas State | 1/27 | 9 | 0-3 | .000 | 0-1 | .000 | 0-0 | .000 | 0 | 1 | 1 | 0 | 0 | 1 | 2 | 2 | 0 | 0.9 |
| at Kansas | 1/31 | 0 | 0-0 | .000 | 0-0 | .000 | 0-0 | .000 | 0 | 0 | 0 | 0 | 0 | 0 | 2 | 1 | 0 | 0.9 |
| West Virginia | 2/3 | | | | | | | | | | | | | | | | | DID NOT PLAY (INJURY) |
| Baylor | 2/7 | | | | | | | | | | | | | | | | | DID NOT PLAY (INJURY) |
| at Cincinnati | 2/10 | | | | | | | | | | | | | | | | | DID NOT PLAY (INJURY) |
| at UCF | 2/13 | | | | | | | | | | | | | | | | | DID NOT PLAY (INJURY) |
| Kansas | 2/17 | | | | | | | | | | | | | | | | | DID NOT PLAY (INJURY) |
| TCU | 2/21 | | | | | | | | | | | | | | | | | |
| at Iowa State | 2/25 | | | | | | | | | | | | | | | | | |
| Houston | 2/28 | | | | | | | | | | | | | | | | | |
| at Texas | 3/2 | | | | | | | | | | | | | | | | | |
| Big 12 1st Round | 3/7 | | | | | | | | | | | | | | | | | |
| Big 12 2nd Round | 3/8 | | | | | | | | | | | | | | | | | |
| Big 12 Quarterfinals | 3/9 | | | | | | | | | | | | | | | | | |
| Big 12 Semifinals | 3/11 | | | | | | | | | | | | | | | | | |
| Big 12 Championship | 3/12 | | | | | | | | | | | | | | | | | |

CAREER STATISTICS

| YEAR | GP-GS | MPG | FG-FGA | PCT | 3FG-A | PCT | FT-FTA | PCT | OFF-DEF-REB | R/GM | PF-D | A | A/GM | TO | BLK | B/GM | STL | S/GM | PTS | AVG |
|--------------|-------------|------------|-------------|-------------|------------|-------------|------------|-------------|---------------|------------|-------------|----------|------------|-----------|----------|------------|----------|------------|-----------|------------|
| 2023-2024 | 19-0 | 4.6 | 7-29 | .241 | 0-6 | .000 | 3-8 | .375 | 5-8-13 | 0.7 | 20-0 | 4 | 0.2 | 13 | 1 | 0.1 | 2 | 0.1 | 17 | 0.9 |
| - | - | - | - | - | - | - | - | - | - | - | - | - | - | - | - | - | - | - | - | - |
| - | - | - | - | - | - | - | - | - | - | - | - | - | - | - | - | - | - | - | - | - |
| - | - | - | - | - | - | - | - | - | - | - | - | - | - | - | - | - | - | - | - | - |
| - | - | - | - | - | - | - | - | - | - | - | - | - | - | - | - | - | - | - | - | - |
| TOTAL | 19-0 | 4.6 | 7-29 | .241 | 0-6 | .000 | 3-8 | .375 | 5-8-13 | 0.7 | 20-0 | 4 | 0.2 | 13 | 1 | 0.1 | 2 | 0.1 | 17 | 0.9 |

BIG 12 CAREER STATISTICS

| YEAR | GP-GS | MPG | FG-FGA | PCT | 3FG-A | PCT | FT-FTA | PCT | OFF-DEF-REB | R/GM | PF-D | A | A/GM | TO | BLK | B/GM | STL | S/GM | PTS | AVG |
|--------------|------------|------------|-------------|-------------|------------|-------------|------------|-------------|--------------|------------|------------|----------|------------|----------|----------|------------|----------|------------|----------|------------|
| 2023-24 | 7-0 | 3.8 | 3-12 | .250 | 0-3 | .000 | 0-0 | .000 | 2-5-7 | 1.0 | 7-0 | 0 | 0.0 | 4 | 0 | 0.0 | 2 | 0.3 | 6 | 0.9 |
| - | - | - | - | - | - | - | - | - | - | - | - | - | - | - | - | - | - | - | - | - |
| - | - | - | - | - | - | - | - | - | - | - | - | - | - | - | - | - | - | - | - | - |
| - | - | - | - | - | - | - | - | - | - | - | - | - | - | - | - | - | - | - | - | - |
| TOTAL | 7-0 | 3.8 | 3-12 | .250 | 0-3 | .000 | 0-0 | .000 | 2-5-7 | 1.0 | 7-0 | 0 | 0.0 | 4 | 0 | 0.0 | 2 | 0.3 | 6 | 0.9 |



5



ARIELLE MACKEY-WILLIAMS

JUNIOR | 5-9 | GUARD | NGATI POROU, NEW ZEALAND | TAI WANANGA KI RUAKURA

2023-24

Mackey-Williams will miss the 2023-24 season with a knee injury sustained over the summer.

High School

Prepped at Tai Wananga Ki Ruakura in New Zealand ... Won 2021 New Zealand Maori Women's National Tournament ... Selected to 2021 New Zealand Tall Ferns camp ... Won 2020 New Zealand 3x3 Women's national basketball tournament with Auckland Dream ... Selected to Junior Tall Ferns New Zealand Women's Team ... Captained the U17 New Zealand U-17 team and named to the All-State 5 team ... 2019 WNBL Melbourne Boomers Development Squad ... 2018 NZ Under 18 3x3 Asia Cup Tournament, finish second to China and selected as the youngest player on the All-Tournament team at age 15 ...

2022-23

Was the third-leading scorer for the Cougars at 8.8 points per game on 41.0 percent shooting ... Started 24 of 32 games in 2022-23 while averaging 30.3 minutes per game Dished out 2.1 assists per game

Personal

Parents are Dawn Lavery and Joe Mackey ... Youngest of four children ... Majoring in sports media and journalism

2021-22

Played in 20 games ... Averaged 2.2 points per game in 7.7 minutes ... Season-high 9 points at Montana State ... Scored 7 points at Pacific ... Was a perfect 8 of 8 from the free-throw line ... Had 18 assists on the season, including 4 against Boise State and 4 at LMU ... Posted 3 rebounds against Boise State and Pepperdine ...

2023-24 GAME-BY-GAME

| OPPONENT | DATE | MIN. | FG-FGA | PCT | 3FG-FGA | PCT | FT-FTA | PCT | OFF | DEF | REB | AST | BLK | STL | PF | TO | PTS | AVG |
|----------------------|-------|------|--------|-----|---------|-----|--------|-----|-----|-----|-----|-----|-----|-----|----|----|-----|-----|
| at Montana State | 11/7 | | | | | | | | | | | | | | | | | |
| Weber State | 11/10 | | | | | | | | | | | | | | | | | |
| Utah Valley | 11/14 | | | | | | | | | | | | | | | | | |
| vs. Wake Forest | 11/18 | | | | | | | | | | | | | | | | | |
| vs. Saint Louis | 11/21 | | | | | | | | | | | | | | | | | |
| LMU | 11/25 | | | | | | | | | | | | | | | | | |
| at Wyoming | 11/28 | | | | | | | | | | | | | | | | | |
| at Utah | 12/2 | | | | | | | | | | | | | | | | | |
| Utah State | 12/5 | | | | | | | | | | | | | | | | | |
| Boise State | 12/9 | | | | | | | | | | | | | | | | | |
| Idaho State | 12/16 | | | | | | | | | | | | | | | | | |
| at Missouri State | 12/20 | | | | | | | | | | | | | | | | | |
| vs. Nevada | 12/21 | | | | | | | | | | | | | | | | | |
| at TCU | 12/30 | | | | | | | | | | | | | | | | | |
| Oklahoma | 1/3 | | | | | | | | | | | | | | | | | |
| Iowa State | 1/6 | | | | | | | | | | | | | | | | | |
| at Houston | 1/10 | | | | | | | | | | | | | | | | | |
| Cincinnati | 1/13 | | | | | | | | | | | | | | | | | |
| at Oklahoma State | 1/17 | | | | | | | | | | | | | | | | | |
| Texas Tech | 1/20 | | | | | | | | | | | | | | | | | |
| at Kansas State | 1/27 | | | | | | | | | | | | | | | | | |
| at Kansas | 1/31 | | | | | | | | | | | | | | | | | |
| West Virginia | 2/3 | | | | | | | | | | | | | | | | | |
| Baylor | 2/7 | | | | | | | | | | | | | | | | | |
| at Cincinnati | 2/10 | | | | | | | | | | | | | | | | | |
| at UCF | 2/13 | | | | | | | | | | | | | | | | | |
| Kansas | 2/17 | | | | | | | | | | | | | | | | | |
| TCU | 2/21 | | | | | | | | | | | | | | | | | |
| at Iowa State | 2/25 | | | | | | | | | | | | | | | | | |
| Houston | 2/28 | | | | | | | | | | | | | | | | | |
| at Texas | 3/2 | | | | | | | | | | | | | | | | | |
| Big 12 1st Round | 3/7 | | | | | | | | | | | | | | | | | |
| Big 12 2nd Round | 3/8 | | | | | | | | | | | | | | | | | |
| Big 12 Quarterfinals | 3/9 | | | | | | | | | | | | | | | | | |
| Big 12 Semifinals | 3/11 | | | | | | | | | | | | | | | | | |
| Big 12 Championship | 3/12 | | | | | | | | | | | | | | | | | |

Instagram: [ariellemackey](#)
Twitter: [ariellemackey](#)
TikTok: [ariellemackey](#)

SEASON HIGHS

| | |
|--------------|---|
| Points: | — |
| Rebounds: | — |
| Assists: | — |
| Steals: | — |
| Blocks: | — |
| Field Goals: | — |
| 3-Pointers: | — |
| Free Throws: | — |
| Minutes: | — |

CAREER HIGHS

| | | |
|--------------|--------|-------------------------------|
| Points: | 18 | at Colorado State (11/8/2022) |
| Rebounds: | 5 (2x) | LMU (2/11/23) |
| Assists: | 6 (2x) | at Pacific (1/28/23) |
| Steals: | 3 (4x) | vs. Gonzaga |
| Blocks: | 0 | |
| Field Goals: | 6 | at San Francisco (2/18/2023) |
| 3-Pointers: | 4 | at San Francisco (3/4/23) |
| Free Throws: | 6 | at Boise State (12/1/22) |
| Minutes: | 42 | Pepperdine (2/9/23) |

PRODUCTION TRACKER

| | 2023-24 | Career |
|---------------------|---------|---------|
| Had a double-double | — (0-0) | — (0-0) |
| Scored 10+ points | — (0-0) | 0 (0-0) |
| Scored 20+ points | — (0-0) | 0 (0-0) |
| Led BYU in scoring | — (0-0) | — (0-0) |
| Led BYU in rebounds | — (0-0) | — (0-0) |
| Led BYU in assists | — (0-0) | — (0-0) |
| Led BYU in blocks | — (0-0) | — (0-0) |
| Led BYU in steals | — (0-0) | — (0-0) |
| Made 5+ FGs | — (0-0) | — (0-0) |
| Made 3+ 3-pt FGs | — (0-0) | — (0-0) |
| Had 3+ assists | — (0-0) | — (0-0) |
| Had 5+ assists | — (0-0) | — (0-0) |
| Had 7+ assists | — (0-0) | — (0-0) |
| Had 5+ rebounds | — (0-0) | — (0-0) |

CAREER STATISTICS

| YEAR | GP-GS | MPG | FG-FGA | PCT | 3FG-A | PCT | FT-FTA | PCT | OFF-DEF-REB | R/GM | PF-D | A | A/GM | TO | BLK | B/GM | STL | S/GM | PTS | AVG |
|--------------|--------------|-------------|----------------|-------------|---------------|-------------|--------------|-------------|-----------------|------------|-------------|-----------|------------|-----------|----------|------------|-----------|------------|------------|------------|
| 2021-2022 | 20-0 | 7.7 | 15-49 | .306 | 5-21 | .238 | 8-8 | 1.000 | 6-12-18 | 0.9 | 14-0 | 18 | 0.9 | 16 | 0 | 0.0 | 4 | 0.2 | 43 | 2.2 |
| 2022-2023 | 32-24 | 30.3 | 96-234 | .410 | 40-110 | .364 | 50-58 | .862 | 21-40-61 | 1.9 | 67-3 | 69 | 2.2 | 73 | 0 | 0.0 | 24 | 0.8 | 282 | 8.8 |
| — | — | — | — | — | — | — | — | — | — | — | — | — | — | — | — | — | — | — | — | — |
| — | — | — | — | — | — | — | — | — | — | — | — | — | — | — | — | — | — | — | — | — |
| TOTAL | 52-24 | 21.6 | 111-283 | .392 | 45-131 | .344 | 58-66 | .879 | 27-52-79 | 1.5 | 81-3 | 87 | 1.7 | 89 | 0 | 0.0 | 28 | 0.5 | 325 | 6.3 |

BIG 12 CAREER STATISTICS

| YEAR | GP-GS | MPG | FG-FGA | PCT | 3FG-A | PCT | FT-FTA | PCT | OFF-DEF-REB | R/GM | PF-D | A | A/GM | TO | BLK | B/GM | STL | S/GM | PTS | AVG |
|--------------|------------|------------|------------|-------------|------------|-------------|------------|-------------|--------------|------------|------------|----------|------------|----------|----------|------------|----------|------------|----------|------------|
| 2023-24 | — | — | — | — | — | — | — | — | — | — | — | — | — | — | — | — | — | — | — | — |
| — | — | — | — | — | — | — | — | — | — | — | — | — | — | — | — | — | — | — | — | — |
| TOTAL | 0-0 | 0.0 | 0-0 | .000 | 0-0 | .000 | 0-0 | .000 | 0-0-0 | 0.0 | 0-0 | 0 | 0.0 | 0 | 0 | 0.0 | 0 | 0.0 | 0 | 0.0 |



10



KAILEY WOOLSTON

FRESHMAN | 5-11 | GUARD | HIGHLAND, UTAH | LONE PEAK HIGH SCHOOL
2023-24

Personal
Named Big 12 Freshman of the Week (Nov. 20 & Nov. 27), the first Big 12 basketball weekly honors earned by a BYU Cougar, man or woman.

High School
2023 Utah Gatorade Player of the Year ... 2023 Utah Miss Basketball ... 2023 Max Preps All-American ... 2023 Ball is Life All-American ... 2023 SB Live All-American ... 2023 National State Champions Invitational Most Valuable Player ... 2023 Utah 6A State Champion ... 2023 National State Champions Invitational Runner-up ... 2022 Utah 6A Most Valuable Player
2022 Utah 6A State Champion ... 4x Utah 6A Region 4 Champions (2020, 2021, 2022, 2023) ... 3x Utah 6A Region 4 Most Valuable Player (2021, 2022, 2023) ... 4x Utah 6A All-State First Team Selection ... 2023 Academic All-State

Personal
Born in Highland, Utah ... Daughter of Spencer and Megan Woolston ... Her father, Spencer played football at Snow College (1995 & 1998) and her mother, Megan played basketball at Southern Utah (1998-2002) ... Also recruited by Iowa, Marquette, Oklahoma State, Utah, Wake Forest

2023-24 GAME-BY-GAME

| OPPONENT | DATE | MIN. | FG-FGA | PCT | 3FG-FGA | PCT | FT-FTA | PCT | OFF | DEF | REB | AST | BLK | STL | PF | TO | PTS | AVG | |
|----------------------|-------|------|--------|------|---------|-------|--------|-------|-----|-----|-----|-----|-----|-----|----|----|-----|------|------|
| at Montana State | 11/7 | 38 | 5-11 | .455 | 3-9 | .333 | 0-0 | .000 | 1 | 2 | 3 | 1 | 1 | 1 | 3 | 2 | 13 | 13.0 | |
| Weber State | 11/10 | 32 | 5-8 | .625 | 3-5 | .600 | 3-4 | .750 | 0 | 2 | 2 | 2 | 0 | 1 | 1 | 3 | 16 | 14.5 | |
| Utah Valley | 11/14 | 35 | 7-11 | .636 | 4-7 | .571 | 1-2 | .500 | 1 | 9 | 10 | 1 | 0 | 1 | 2 | 6 | 19 | 16.0 | |
| vs. Wake Forest | 11/18 | 33 | 7-10 | .700 | 4-6 | .667 | 0-0 | .000 | 0 | 6 | 6 | 1 | 0 | 0 | 2 | 2 | 18 | 16.5 | |
| vs. Saint Louis | 11/21 | 33 | 7-14 | .500 | 5-7 | .714 | 0-0 | .000 | 2 | 3 | 5 | 1 | 0 | 1 | 4 | 4 | 19 | 17.0 | |
| LMU | 11/25 | 34 | 7-9 | .778 | 4-5 | .800 | 0-2 | .000 | 1 | 5 | 6 | 3 | 0 | 2 | 2 | 1 | 18 | 17.2 | |
| at Wyoming | 11/28 | 31 | 3-6 | .500 | 1-2 | .500 | 1-2 | .500 | 1 | 2 | 3 | 0 | 1 | 0 | 2 | 2 | 8 | 15.9 | |
| at Utah | 12/2 | 33 | 7-10 | .700 | 1-2 | .500 | 2-2 | 1.000 | 0 | 1 | 1 | 3 | 0 | 2 | 2 | 2 | 17 | 16.0 | |
| Utah State | 12/5 | 35 | 3-11 | .272 | 1-4 | .250 | 1-2 | .500 | 2 | 2 | 4 | 5 | 0 | 3 | 2 | 4 | 8 | 15.1 | |
| Boise State | 12/9 | 30 | 7-11 | .636 | 4-4 | 1.000 | 0-0 | .000 | 0 | 1 | 1 | 3 | 0 | 1 | 2 | 0 | 18 | 15.4 | |
| Idaho State | 12/16 | 44 | 2-9 | .222 | 2-8 | .250 | 6-6 | 1.000 | 1 | 0 | 1 | 6 | 0 | 2 | 3 | 4 | 12 | 15.1 | |
| at Missouri State | 12/20 | 39 | 2-7 | .286 | 1-5 | .200 | 6-6 | 1.000 | 3 | 1 | 4 | 3 | 0 | 0 | 2 | 2 | 11 | 14.8 | |
| vs. Nevada | 12/21 | 36 | 2-6 | .333 | 2-5 | .400 | 6-6 | 1.000 | 0 | 2 | 2 | 6 | 1 | 0 | 2 | 6 | 12 | 14.5 | |
| at TCU | 12/30 | 37 | 6-14 | .429 | 3-8 | .375 | 0-0 | .000 | 1 | 0 | 1 | 4 | 0 | 1 | 3 | 0 | 15 | 14.6 | |
| Oklahoma | 1/3 | 34 | 4-11 | .364 | 4-9 | .444 | 2-2 | 1.000 | 0 | 1 | 1 | 4 | 0 | 1 | 3 | 4 | 14 | 14.5 | |
| Iowa State | 1/6 | 38 | 7-11 | .636 | 4-6 | .667 | 0-0 | .000 | 0 | 1 | 1 | 1 | 0 | 0 | 2 | 1 | 18 | 14.8 | |
| at Houston | 1/10 | 33 | 0-6 | .000 | 0-0 | .000 | 4-4 | 1.000 | 0 | 4 | 4 | 1 | 0 | 1 | 5 | 3 | 4 | 14.1 | |
| Cincinnati | 1/13 | 38 | 4-14 | .286 | 3-9 | .333 | 1-2 | .500 | 2 | 3 | 5 | 1 | 1 | 1 | 0 | 3 | 0 | 12 | 14.0 |
| at Oklahoma State | 1/17 | 32 | 4-9 | .444 | 1-5 | .200 | 0-0 | .000 | 1 | 2 | 3 | 1 | 0 | 0 | 2 | 6 | 9 | 13.7 | |
| Texas Tech | 1/20 | 33 | 5-9 | .556 | 2-5 | .400 | 3-4 | .750 | 1 | 3 | 4 | 2 | 0 | 1 | 2 | 2 | 15 | 13.8 | |
| at Kansas State | 1/27 | 32 | 6-13 | .462 | 2-4 | .500 | 0-0 | .000 | 1 | 2 | 3 | 3 | 0 | 0 | 4 | 3 | 14 | 13.8 | |
| at Kansas | 1/31 | 36 | 8-14 | .571 | 6-10 | .600 | 4-4 | 1.000 | 0 | 2 | 2 | 2 | 0 | 1 | 4 | 2 | 26 | 14.4 | |
| West Virginia | 2/3 | 30 | 3-9 | .333 | 2-5 | .400 | 2-3 | .667 | 1 | 1 | 2 | 1 | 1 | 0 | 3 | 5 | 10 | 14.2 | |
| Baylor | 2/7 | 33 | 6-10 | .600 | 2-3 | .667 | 0-0 | .000 | 1 | 5 | 6 | 1 | 0 | 1 | 4 | 0 | 14 | 14.2 | |
| at Cincinnati | 2/10 | 35 | 8-12 | .667 | 4-7 | .571 | 0-0 | .000 | 1 | 4 | 5 | 6 | 0 | 0 | 1 | 3 | 20 | 14.4 | |
| at UCF | 2/13 | 30 | 5-10 | .500 | 2-5 | .400 | 6-6 | 1.000 | 1 | 4 | 5 | 1 | 0 | 0 | 2 | 1 | 18 | 14.5 | |
| Kansas | 2/17 | 30 | 0-7 | .000 | 0-4 | .000 | 0-0 | .000 | 2 | 1 | 3 | 1 | 1 | 1 | 1 | 0 | 0 | 0 | 14.0 |
| TCU | 2/21 | | | | | | | | | | | | | | | | | | |
| at Iowa State | 2/25 | | | | | | | | | | | | | | | | | | |
| Houston | 2/28 | | | | | | | | | | | | | | | | | | |
| at Texas | 3/2 | | | | | | | | | | | | | | | | | | |
| BBig 12 1st Round | 3/7 | | | | | | | | | | | | | | | | | | |
| Big 12 2nd Round | 3/8 | | | | | | | | | | | | | | | | | | |
| Big 12 Quarterfinals | 3/9 | | | | | | | | | | | | | | | | | | |
| Big 12 Semifinals | 3/11 | | | | | | | | | | | | | | | | | | |
| Big 12 Championship | 3/12 | | | | | | | | | | | | | | | | | | |

Instagram: [kaileyw_basketball](#)
Twitter: [KaileyWoolston](#)

SEASON HIGHS

| | | |
|--------------|---------|-------------------------|
| Points: | 26 | at Kansas (1/31/24) |
| Rebounds: | 10 | Utah Valley (11/14/23) |
| Assists: | 6 (x3) | at Cincinnati (2/10/24) |
| Steals: | 3 | Utah State (12/5/23) |
| Blocks: | 1 (x5) | West Virginia (2/3/24) |
| Field Goals: | 8 (x2) | at Cincinnati (2/10/24) |
| 3-Pointers: | 6 | at Kansas (1/31/24) |
| Free Throws: | 6 (x4) | at UCF (2/13/24) |
| Minutes: | 44 (OT) | Idaho State (12/16/23) |

CAREER HIGHS

| | | |
|--------------|---------|-------------------------|
| Points: | 26 | at Kansas (1/31/24) |
| Rebounds: | 10 | Utah Valley (11/14/23) |
| Assists: | 6 (x3) | at Cincinnati (2/10/24) |
| Steals: | 3 | Utah State (12/5/23) |
| Blocks: | 1 (x5) | West Virginia (2/3/24) |
| Field Goals: | 8 (x2) | at Cincinnati (2/10/24) |
| 3-Pointers: | 6 | at Kansas (1/31/24) |
| Free Throws: | 6 (x4) | at UCF (2/13/24) |
| Minutes: | 44 (OT) | Idaho State (12/16/23) |

PRODUCTION TRACKER

| | | |
|---------------------|-----------|-----------|
| Had a double-double | 1 (1-0) | 1 (1-0) |
| Scored 10+ points | 22 (14-8) | 22 (14-8) |
| Scored 20+ points | 2 (1-1) | 2 (1-1) |
| Led BYU in scoring | 9 (5-4) | 9 (5-9) |
| Led BYU in rebounds | -- (0-0) | -- (0-0) |
| Led BYU in assists | 5 (4-1) | 5 (4-1) |
| Led BYU in steals | 2 (0-2) | 2 (0-2) |
| Led BYU in blocks | 2 (1-1) | 2 (1-1) |
| Made 5+ FGs | 15 (10-5) | 15 (10-5) |
| Made 7+ FGs | 9 (6-3) | 9 (6-3) |
| Made 3+ 3-pt FGs | 13 (9-4) | 13 (9-4) |
| Made 5+ 3-pt FGs | 3 (2-1) | 3 (2-1) |
| Had 3+ assists | 10 (6-4) | 10 (6-4) |
| Had 5+ rebounds | 8 (8-0) | 8 (8-0) |

CAREER STATISTICS

| YEAR | GP-GS | MPG | FG-FGA | PCT | 3FG-A | PCT | FT-FTA | PCT | OFF-DEF-REB | R/GM | PF-D | A | A/GM | TO | BLK | B/GM | STL | S/GM | PTS | AVG |
|--------------|--------------|-------------|----------------|-------------|---------------|-------------|--------------|-------------|-----------------|------------|-------------|-----------|------------|-----------|----------|------------|-----------|------------|------------|-------------|
| 2023-2024 | 27-27 | 34.3 | 130-272 | .478 | 70-153 | .458 | 48-57 | .842 | 24-69-93 | 3.4 | 68-1 | 62 | 2.3 | 68 | 6 | 0.2 | 21 | 0.8 | 378 | 14.0 |
| -- | -- | -- | -- | -- | -- | -- | -- | -- | -- | -- | -- | -- | -- | -- | -- | -- | -- | -- | -- | -- |
| -- | -- | -- | -- | -- | -- | -- | -- | -- | -- | -- | -- | -- | -- | -- | -- | -- | -- | -- | -- | -- |
| -- | -- | -- | -- | -- | -- | -- | -- | -- | -- | -- | -- | -- | -- | -- | -- | -- | -- | -- | -- | -- |
| TOTAL | 27-27 | 34.3 | 130-272 | .478 | 70-153 | .458 | 48-57 | .842 | 24-69-93 | 3.4 | 68-1 | 62 | 2.3 | 68 | 6 | 0.2 | 21 | 0.8 | 378 | 14.0 |

BIG 12 CAREER STATISTICS

| YEAR | GP-GS | MPG | FG-FGA | PCT | 3FG-A | PCT | FT-FTA | PCT | OFF-DEF-REB | R/GM | PF-D | A | A/GM | TO | BLK | B/GM | STL | S/GM | PTS | AVG |
|--------------|--------------|-------------|---------------|-------------|--------------|-------------|--------------|-------------|-----------------|------------|-------------|-----------|------------|-----------|----------|------------|----------|------------|------------|-------------|
| 2023-24 | 14-14 | 33.7 | 66-149 | .443 | 35-84 | .417 | 22-25 | .880 | 12-33-45 | 3.2 | 39-1 | 29 | 2.1 | 30 | 3 | 0.2 | 7 | 0.5 | 189 | 13.5 |
| | | | | | | | | | | | | | | | | | | | | |
| | | | | | | | | | | | | | | | | | | | | |
| TOTAL | 14-14 | 33.7 | 66-149 | .443 | 35-84 | .417 | 22-25 | .880 | 12-33-45 | 3.2 | 39-1 | 29 | 2.1 | 30 | 3 | 0.2 | 7 | 0.5 | 189 | 13.5 |





KAYLEE SMILER

GRADUATE | 5-8 | GUARD | HAMILTON, NEW ZEALAND | MELLVILLE HIGH SCHOOL

2022-23
Started 29 games while appearing in 31 of 33 total games in 2022-23 ... Scored 7.2 points per game on 44.7 percent shooting, going 46.7 percent from behind the arc to lead BYU ... Recorded 27 blocks and 22 steals during her junior campaign ...

2021-22
Played in 22 games ... Averaged 2.5 points, 1.1 rebounds and 1.0 assists in 12.2 minutes per game ... Shot 39.6 percent from the field ... Totaled 21 assists, including three against Pepperdine and LMU ... Made 10 of 32 from behind the arc

2020-21
Played in 24 games, averaging 16.3 minutes per contest ... Posted the second-highest 3-point percentage on the team (.392), knocking down 20 of her 51 attempts ... Averaged 3.1 points, 1.0 assists, 1.0 rebounds and 0.7 steals per game ... Ranked eighth in the WCC in assist/turnover ratio (1.6)

High School
Four-year letterwinner ... Three-time Team MVP 2015, 2016 and 2017 ... Named to Tournament Team in 2017 ... Team placed fourth at National Competition in 2017 ... Played on the Waikato U19 and U23 Club Team ... Team finished first at U19 National Competition in 2017 ... Team finished first at U23 National Competition ... Named to U19 Tournament Team in 2017 ... Played four different sports in high school

Personal
Daughter of Phillip and Loanna Smiler ... Has three brothers and a sister ... Played with her sister on Single A national championship team ... Served as student body president at Melville HS in 2017 ... Also plays piano and sax
Loves Polynesian dancing ... Human Resource Management major, working on master's degree in biology

Instagram: [kaylee_smiler](#)
Twitter: [KayleeSmiler](#)
TikTok: [kaylee_smiler](#)

SEASON HIGHS

| | | |
|--------------|---------|------------------------------|
| Points: | 17 | Idaho State (12/16/23) |
| Rebounds: | 6 | Weber State (11/10/23) |
| Assists: | 7 (x2) | Cincinnati (1/13/24) |
| Steals: | 4 (x2) | at Missouri State (12/20/23) |
| Blocks: | 4 | Weber State (11/10/23) |
| Field Goals: | 5 (x2) | at Houston (1/10/24) |
| 3-Pointers: | 4 | at Houston (1/10/24) |
| Free Throws: | 5 (x3) | Oklahoma (1/3/24) |
| Minutes: | 39 (x2) | at TCU (12/30/23) |

CAREER HIGHS

| | | |
|--------------|---------|-------------------------------|
| Points: | 19 | at Saint Mary's (1/18/20) |
| Rebounds: | 6 (x4) | Weber State (11/10/23) |
| Assists: | 8 | at LMU (1/12/23) |
| Steals: | 4 (x3) | at Missouri State (12/20/23) |
| Blocks: | 4 (x2) | Weber State (11/10/23) |
| Field Goals: | 7 (x3) | Ball State (11/26/22) |
| 3-Pointers: | 4 (x3) | at Houston (1/10/24) |
| Free Throws: | 6 | Oklahoma (11/15/22) |
| Minutes: | 40 (2x) | vs. Washington St. (11/18/22) |

PRODUCTION TRACKER

| | | |
|---------------------|-----------|------------|
| Had a double-double | – (0-0) | – (0-0) |
| Scored 10+ points | 6 (4-2) | 15 (8-7) |
| Scored 20+ points | – (0-0) | 0 (0-0) |
| Led BYU in scoring | 1 (0-1) | 1 |
| Led BYU in rebounds | – (0-0) | – |
| Led BYU in assists | 9 (6-3) | 9 |
| Led BYU in steals | 4 (2-2) | 4 |
| Led BYU in blocks | 11 (6-5) | 11 |
| Made 5+ FGs | 2 (1-1) | 5 (3-2) |
| Made 3+ 3-pt FGs | 4 (2-2) | 7 (5-2) |
| Had 3+ assists | 20 (12-8) | 34 (21-13) |
| Had 5+ assists | 12 (9-3) | 12 (9-3) |
| Had 2+ blocks | 8 (6-2) | 16 (12-4) |
| Had 2+ steals | 11 (7-4) | 19 (14-5) |

2023-24 GAME-BY-GAME

| OPPONENT | DATE | MIN. | FG-FGA | PCT | 3FG-FGA | PCT | FT-FTA | PCT | OFF | DEF | REB | AST | BLK | STL | PF | TO | PTS | AVG |
|-----------------------|-------|------|--------|-------|---------|-------|--------|-------|-----|-----|-----|-----|-----|-----|----|----|-----|------|
| at Montana State | 11/7 | 39 | 4-6 | .667 | 3-3 | 1.000 | 3-4 | .750 | 0 | 3 | 3 | 0 | 0 | 4 | 3 | 0 | 14 | 14.0 |
| Weber State | 11/10 | 36 | 4-6 | .667 | 2-3 | .667 | 0-0 | .000 | 1 | 5 | 6 | 5 | 4 | 0 | 2 | 2 | 10 | 12.0 |
| Utah Valley | 11/14 | 30 | 0-7 | .000 | 0-0 | .000 | 0-0 | .000 | 1 | 2 | 5 | 0 | 1 | 4 | 0 | 0 | 0 | 8.7 |
| vs. Wake Forest | 11/18 | 32 | 3-3 | 1.000 | 3-3 | 1.000 | 1-2 | .500 | 0 | 1 | 1 | 3 | 1 | 2 | 1 | 4 | 10 | 8.5 |
| vs. Saint Louis | 11/21 | 36 | 2-5 | .400 | 1-3 | .333 | 0-0 | .000 | 1 | 3 | 4 | 5 | 0 | 1 | 3 | 1 | 5 | 7.8 |
| LMU | 11/25 | 33 | 3-5 | .600 | 1-3 | .333 | 1-2 | .500 | 0 | 2 | 2 | 7 | 3 | 1 | 1 | 0 | 8 | 7.8 |
| at Wyoming | 11/28 | 38 | 1-5 | .200 | 0-2 | .000 | 0-0 | .000 | 0 | 0 | 2 | 1 | 2 | 2 | 1 | 2 | 7 | 7.0 |
| at Utah | 12/2 | 36 | 1-1 | 1.000 | 1-1 | 1.000 | 1-2 | .500 | 1 | 4 | 5 | 4 | 0 | 2 | 1 | 2 | 4 | 6.6 |
| Utah State | 12/5 | 35 | 2-4 | .500 | 2-3 | .667 | 1-2 | .500 | 0 | 3 | 3 | 3 | 1 | 2 | 5 | 3 | 7 | 6.7 |
| Boise State | 12/9 | 34 | 3-6 | .500 | 2-2 | 1.000 | 0-2 | .000 | 0 | 2 | 2 | 5 | 2 | 2 | 3 | 3 | 8 | 4.1 |
| Idaho State | 12/16 | 37 | 5-7 | .714 | 2-4 | .500 | 5-6 | .833 | 0 | 3 | 2 | 3 | 0 | 4 | 3 | 17 | 7.7 | |
| at Missouri State | 12/20 | 38 | 2-4 | .500 | 1-1 | 1.000 | 0-0 | .000 | 0 | 0 | 0 | 2 | 1 | 4 | 3 | 7 | 5 | 7.5 |
| vs. Nevada | 12/21 | | | | | | | | | | | | | | | | | 7.5 |
| DID NOT PLAY (INJURY) | | | | | | | | | | | | | | | | | | |
| at TCU | 12/30 | 39 | 2-5 | .400 | 1-2 | .500 | 5-7 | .714 | 0 | 0 | 5 | 1 | 0 | 3 | 4 | 9 | 7.6 | |
| Oklahoma | 1/3 | 36 | 2-6 | .333 | 2-4 | .500 | 5-6 | .833 | 1 | 2 | 3 | 4 | 1 | 1 | 0 | 4 | 11 | 7.9 |
| Iowa State | 1/6 | 33 | 3-9 | .333 | 3-6 | .500 | 0-0 | .000 | 0 | 2 | 2 | 3 | 2 | 1 | 4 | 2 | 9 | 7.9 |
| at Houston | 1/10 | 35 | 5-7 | .714 | 4-5 | .800 | 1-2 | .500 | 0 | 1 | 1 | 2 | 0 | 0 | 4 | 3 | 15 | 8.4 |
| Cincinnati | 1/13 | 37 | 2-2 | 1.000 | 1-1 | 1.000 | 4-6 | .667 | 0 | 1 | 1 | 7 | 0 | 0 | 3 | 4 | 9 | 8.4 |
| at Oklahoma State | 1/17 | 30 | 0-2 | .000 | 0-0 | .000 | 2-2 | 1.000 | 0 | 2 | 2 | 3 | 1 | 1 | 3 | 4 | 2 | 8.1 |
| Texas Tech | 1/20 | 38 | 3-5 | .600 | 2-3 | .667 | 1-2 | .500 | 0 | 4 | 4 | 3 | 1 | 2 | 2 | 2 | 9 | 8.1 |
| at Kansas State | 1/27 | 37 | 3-4 | .750 | 1-1 | 1.000 | 2-2 | 1.000 | 1 | 1 | 2 | 4 | 1 | 2 | 3 | 3 | 9 | 8.2 |
| at Kansas | 1/31 | 37 | 0-3 | .000 | 0-1 | .000 | 0-0 | .000 | 0 | 3 | 3 | 1 | 0 | 1 | 1 | 3 | 0 | 7.8 |
| West Virginia | 2/3 | 37 | 2-3 | .667 | 1-2 | .500 | 2-2 | 1.000 | 0 | 2 | 2 | 6 | 0 | 1 | 2 | 3 | 7 | 7.7 |
| Baylor | 2/7 | 34 | 0-5 | .000 | 0-3 | .000 | 2-2 | 1.000 | 0 | 0 | 0 | 6 | 0 | 0 | 2 | 4 | 2 | 7.5 |
| at Cincinnati | 2/10 | 30 | 2-6 | .333 | 1-4 | .250 | 2-2 | 1.000 | 0 | 2 | 2 | 5 | 2 | 1 | 2 | 1 | 7 | 7.5 |
| at UCF | 2/13 | 36 | 1-1 | 1.000 | 1-1 | 1.000 | 2-2 | 1.000 | 0 | 4 | 4 | 6 | 2 | 2 | 3 | 2 | 5 | 7.4 |
| Kansas | 2/17 | 37 | 3-10 | .300 | 1-7 | .143 | 0-0 | .000 | 0 | 2 | 2 | 5 | 2 | 1 | 3 | 0 | 5 | 7.3 |
| TCU | 2/21 | | | | | | | | | | | | | | | | | |
| at Iowa State | 2/25 | | | | | | | | | | | | | | | | | |
| Houston | 2/28 | | | | | | | | | | | | | | | | | |
| at Texas | 3/2 | | | | | | | | | | | | | | | | | |
| Big 12 1st Round | 3/7 | | | | | | | | | | | | | | | | | |
| Big 12 2nd Round | 3/8 | | | | | | | | | | | | | | | | | |
| Big 12 Quarterfinals | 3/9 | | | | | | | | | | | | | | | | | |
| Big 12 Semifinals | 3/11 | | | | | | | | | | | | | | | | | |
| Big 12 Championship | 3/12 | | | | | | | | | | | | | | | | | |

CAREER STATISTICS

| YEAR | GP-GS | MPG | FG-FGA | PCT | 3FG-A | PCT | FT-FTA | PCT | OFF-DEF-REB | R/GM | PF-D | A | A/GM | TO | BLK | B/GM | STL | S/GM | PTS | AVG |
|--------------|---------------|-------------|----------------|-------------|----------------|-------------|---------------|-------------|-------------------|------------|--------------|------------|------------|------------|-----------|------------|-----------|------------|------------|------------|
| 2019-2020 | 27-0 | 9.3 | 17-44 | .386 | 11-28 | .393 | 3-6 | .500 | 9-35-44 | 1.6 | 23-0 | 21 | 0.8 | 17 | 3 | 0.1 | 7 | 0.3 | 48 | 1.8 |
| 2020-2021 | 24-0 | 16.3 | 26-66 | .394 | 20-51 | .392 | 2-2 | 1.000 | 3-21-24 | 1.0 | 30-0 | 25 | 1.0 | 26 | 7 | 0.3 | 16 | 0.7 | 74 | 3.1 |
| 2021-2022 | 22-0 | 12.2 | 19-48 | .396 | 10-32 | .313 | 6-8 | .750 | 5-20-25 | 1.1 | 22-0 | 21 | 1.0 | 9 | 3 | 0.1 | 10 | 0.5 | 54 | 2.5 |
| 2022-2023 | 31-29 | 32.1 | 70-155 | .452 | 45-96 | .469 | 42-53 | .768 | 12-46-58 | 1.9 | 82-4 | 64 | 2.1 | 47 | 28 | 0.9 | 24 | 0.8 | 227 | 7.3 |
| 2023-2024 | 26-26 | 35.4 | 58-127 | .457 | 35-71 | .493 | 40-55 | .727 | 6-53-59 | 2.3 | 64-1 | 103 | 4.0 | 65 | 29 | 1.1 | 36 | 1.4 | 191 | 7.3 |
| TOTAL | 130-55 | 21.7 | 190-440 | .432 | 121-278 | .435 | 93-124 | .750 | 35-175-210 | 1.6 | 221-5 | 234 | 1.8 | 154 | 70 | 0.5 | 93 | 0.7 | 594 | 4.6 |

BIG 12 CAREER STATISTICS

| YEAR | GP-GS | MPG | FG-FGA | PCT | 3FG-A | PCT | FT-FTA | PCT | OFF-DEF-REB | R/GM | PF-D | A | A/GM | TO | BLK | B/GM | STL | S/GM | PTS | AVG |
|--------------|--------------|-------------|--------------|-------------|--------------|-------------|--------------|-------------|----------------|------------|-------------|-----------|------------|-----------|-----------|------------|-----------|------------|------------|------------|
| 2023-24 | 14-14 | 35.5 | 28-68 | .412 | 17-40 | .425 | 28-35 | .800 | 2-26-28 | 2.0 | 32-0 | 60 | 4.3 | 39 | 13 | 0.9 | 15 | 1.1 | 101 | 7.2 |
| TOTAL | 14-14 | 35.5 | 28-68 | .412 | 17-40 | .425 | 28-35 | .800 | 2-26-28 | 2.0 | 32-0 | 60 | 4.3 | 39 | 13 | 0.9 | 15 | 1.1 | 101 | 7.2 |



12



LAUREN GUSTIN

SENIOR | 6-1 | FORWARD | SALEM, UTAH | SALT LAKE CC/SALEM HIGH SCHOOL

2022-23
 Started all 33 games...led NCAA in rebounds per game (16.7)...led NCAA in defensive rebounds per game (11.7)...second in the NCAA in double-doubles (27)...third in the NCAA in minutes per game (38.3)...fourth in offensive rebounds per game (5.0)...broke single-season BYU rebounding record (552); Gustin's 552 rebounds is good for 3rd most in NCAA history... named West Coast Conference Co-Defensive Player of the Year...Preseason and Midseason Top 10 for Katrina McClain Award...Naismith Defensive Player of the Year Watch List...Three-time WCC Player of the Week (Dec. 5, Jan. 9, Feb. 20)...averaged 16.1 points per game, 16.7 rebounds, 2.0 assists

Named AP All-America Honorable Mention...Garnered All-WCC First Team honors...Named WCC Player of the Week on Jan. 18...Led the nation at one point in rebounds per game. Finished the season ranked sixth in the country in the category and first in the WCC with a 12.6 average. Ranked fifth nationally in defensive rebounds per game (9.1)...Tallied 27 points and 20 rebounds, both season-highs, versus Pepperdine on Feb. 4. Her 20 rebounds were the sixth most by a BYU women's basketball player in Marriott Center history and the most since Tina Gunn pulled down 23 boards vs. Utah State in 1980. Ranked 11th in the country in double-doubles with 15. On the team, ranked third in scoring (11.3 ppg) and second in steals (1.0 SPG)...Was the team's leading rebounder in 21 of 24 games played

2021-22
 All-WCC First Team...Finalist for Katrina McClain Award...Led WCC and No. 8 nationally in rebounding average (11.6)...14 double-doubles (No. 28 nationally)...Career-high 21 rebounds at Oklahoma (Dec. 10, 2021)...Led WCC in total rebounds (335) and No. 17 nationally...No. 4 in single-season history at BYU with 335 boards...Led WCC with 4.3 offensive rebounds per game...WCC Player of the Week (Dec. 27, 2021)...Scored in double figures 19 times...double-digit rebounds in 23 games...Shot 50.7 percent from the field (No. 7 in WCC)...No. 14 in career rebounds at BYU with 638

2019-2020
 Played one season averaging a double-double with 19.1 points and 13.1 rebounds per game...Named NJCAA All-America Honorable Mention

Personal
 Daughter of Scarlett and John Gustin...three brothers and one sister...Mom (Scarlett Overly) played basketball at BYU from 1987-1989 where she was a third-team All-American and all-conference honoree...Father played quarterback at Wyoming...Brother (Porter) plays for the Miami Dolphins after playing linebacker and defensive end at USC.

2020-21

2023-24 GAME-BY-GAME

| OPPONENT | DATE | MIN. | FG-FGA | PCT | 3FG-FGA | PCT | FT-FTA | PCT | OFF | DEF | REB | AST | BLK | STL | PF | TO | PTS | AVG |
|----------------------|-------|------|--------|------|---------|-------|--------|-------|-----|-----|-----|-----|-----|-----|----|----|-----|------|
| at Montana State | 11/7 | 35 | 3-10 | .300 | 0-0 | .000 | 3-6 | .500 | 4 | 7 | 11 | 0 | 0 | 1 | 4 | 2 | 9 | 9.0 |
| Weber State | 11/10 | 29 | 10-13 | .769 | 0-0 | .000 | 4-8 | .500 | 1 | 11 | 12 | 1 | 0 | 0 | 2 | 2 | 24 | 16.5 |
| Utah Valley | 11/14 | 39 | 6-12 | .500 | 0-0 | .000 | 1-6 | .167 | 11 | 10 | 21 | 6 | 1 | 0 | 1 | 6 | 13 | 15.3 |
| vs. Wake Forest | 11/18 | 29 | 6-12 | .500 | 0-0 | .000 | 1-2 | .500 | 5 | 17 | 22 | 2 | 0 | 1 | 2 | 6 | 13 | 14.8 |
| vs. Saint Louis | 11/21 | 33 | 7-12 | .583 | 0-0 | .000 | 2-5 | .400 | 1 | 12 | 13 | 2 | 0 | 1 | 4 | 2 | 16 | 15.0 |
| LMU | 11/25 | 35 | 6-8 | .750 | 0-0 | .000 | 3-6 | .500 | 1 | 14 | 15 | 0 | 1 | 0 | 3 | 4 | 15 | 15.0 |
| at Wyoming | 11/28 | 39 | 11-18 | .611 | 0-0 | .000 | 2-2 | 1.000 | 2 | 6 | 8 | 4 | 0 | 0 | 2 | 3 | 24 | 16.3 |
| at Utah | 12/2 | 34 | 8-14 | .571 | 0-1 | .000 | 1-2 | .500 | 4 | 10 | 14 | 3 | 1 | 1 | 5 | 4 | 17 | 16.4 |
| Utah State | 12/5 | 40 | 8-15 | .533 | 0-1 | .000 | 5-13 | .385 | 6 | 15 | 21 | 2 | 0 | 0 | 4 | 5 | 21 | 16.9 |
| Boise State | 12/9 | 34 | 6-11 | .545 | 0-0 | .000 | 4-10 | .400 | 7 | 11 | 18 | 2 | 0 | 0 | 2 | 6 | 16 | 16.8 |
| Idaho State | 12/16 | 44 | 8-19 | .421 | 0-2 | .000 | 2-6 | .333 | 12 | 9 | 21 | 3 | 0 | 2 | 2 | 5 | 18 | 16.9 |
| at Missouri State | 12/20 | 40 | 5-10 | .500 | 0-0 | .000 | 1-2 | .500 | 4 | 9 | 13 | 4 | 0 | 0 | 2 | 4 | 11 | 16.4 |
| vs. Nevada | 12/21 | 34 | 11-15 | .733 | 0-0 | .000 | 1-6 | .166 | 3 | 10 | 13 | 1 | 0 | 0 | 2 | 2 | 23 | 16.9 |
| at TCU | 12/30 | 39 | 5-17 | .294 | 0-1 | .000 | 0-0 | .000 | 6 | 10 | 16 | 0 | 0 | 1 | 2 | 0 | 10 | 16.4 |
| Oklahoma | 1/3 | 36 | 7-12 | .583 | 0-0 | .000 | 1-3 | .333 | 8 | 12 | 20 | 0 | 0 | 0 | 4 | 1 | 15 | 16.3 |
| Iowa State | 1/6 | 38 | 7-17 | .412 | 0-0 | .000 | 0-3 | .000 | 4 | 10 | 14 | 4 | 0 | 0 | 3 | 2 | 14 | 16.2 |
| at Houston | 1/10 | 40 | 7-12 | .583 | 0-0 | .000 | 0-0 | .000 | 8 | 9 | 17 | 1 | 1 | 0 | 3 | 3 | 14 | 16.1 |
| Cincinnati | 1/13 | 30 | 4-8 | .500 | 0-0 | .000 | 3-4 | .750 | 2 | 8 | 10 | 2 | 0 | 1 | 3 | 3 | 11 | 15.8 |
| at Oklahoma State | 1/17 | 34 | 4-9 | .444 | 0-1 | .000 | 2-7 | .286 | 4 | 6 | 10 | 3 | 0 | 0 | 1 | 4 | 10 | 15.5 |
| Texas Tech | 1/20 | 36 | 8-17 | .471 | 0-0 | .000 | 1-2 | .500 | 8 | 6 | 14 | 1 | 0 | 1 | 3 | 1 | 17 | 15.6 |
| at Kansas State | 1/27 | 40 | 12-23 | .522 | 0-0 | .000 | 1-2 | .500 | 6 | 15 | 21 | 2 | 0 | 0 | 4 | 3 | 25 | 16.0 |
| at Kansas | 1/31 | 36 | 5-22 | .227 | 0-1 | .000 | 0-0 | .000 | 5 | 5 | 10 | 1 | 0 | 1 | 5 | 1 | 10 | 15.7 |
| West Virginia | 2/3 | 38 | 8-15 | .533 | 0-0 | .000 | 0-2 | .000 | 6 | 8 | 14 | 2 | 1 | 1 | 1 | 3 | 16 | 15.7 |
| Baylor | 2/7 | 39 | 9-14 | .643 | 0-0 | .000 | 5-6 | .833 | 4 | 12 | 16 | 1 | 0 | 0 | 3 | 3 | 23 | 16.0 |
| at Cincinnati | 2/10 | 39 | 10-16 | .625 | 0-0 | .000 | 1-2 | .500 | 3 | 17 | 20 | 1 | 2 | 0 | 3 | 1 | 21 | 16.2 |
| at UCF | 2/13 | 39 | 11-17 | .647 | 0-1 | .000 | 0-0 | .000 | 3 | 12 | 15 | 1 | 0 | 1 | 1 | 2 | 22 | 16.5 |
| Kansas | 2/17 | 40 | 13-21 | .619 | 1-1 | 1.000 | 6-10 | .600 | 8 | 10 | 18 | 1 | 1 | 1 | 4 | 5 | 33 | 17.1 |
| TCU | 2/21 | | | | | | | | | | | | | | | | | |
| at Iowa State | 2/25 | | | | | | | | | | | | | | | | | |
| Houston | 2/28 | | | | | | | | | | | | | | | | | |
| at Texas | 3/2 | | | | | | | | | | | | | | | | | |
| Big 12 1st Round | 3/7 | | | | | | | | | | | | | | | | | |
| Big 12 2nd Round | 3/8 | | | | | | | | | | | | | | | | | |
| Big 12 Quarterfinals | 3/9 | | | | | | | | | | | | | | | | | |
| Big 12 Semifinals | 3/11 | | | | | | | | | | | | | | | | | |
| Big 12 Championship | 3/12 | | | | | | | | | | | | | | | | | |

Instagram: [laurengustin0](#)
 Twitter: [laurengustin0](#)
 TikTok: [laurengustin0](#)

SEASON HIGHS

| | | |
|--------------|---------|----------------------------|
| Points: | 33 | Kansas (2/17/24) |
| Rebounds: | 22 | vs. Wake Forest (11/18/23) |
| Assists: | 6 | Utah Valley (11/14/23) |
| Steals: | 2 | Idaho State (12/16/23) |
| Blocks: | 2 | at Cincinnati (2/10/24) |
| Field Goals: | 13 | Kansas (2/17/24) |
| 3-Pointers: | 1 | Kansas (2/17/24) |
| Free Throws: | 6 | Kansas (2/17/24) |
| Minutes: | 44 (OT) | Idaho State (12/16/23) |

CAREER HIGHS

| | | |
|--------------|---------|--------------------------|
| Points: | 33 | Kansas (2/17/24) |
| Rebounds: | 27 | San Francisco (3/4/23) |
| Assists: | 8 | vs. Troy (11/19/22) |
| Steals: | 4 | at Oklahoma (12/10/21) |
| Blocks: | 2 (x5) | at Cincinnati (2/10/24) |
| Field Goals: | 14 (x2) | at Santa Clara (2/16/23) |
| 3-Pointers: | 1 (x4) | Kansas (2/17/24) |
| Free Throws: | 7 | at Utah State (2/7/20) |
| Minutes: | 45 | Pepperdine (2/9/23) |

PRODUCTION TRACKER

| | | |
|---------------------|------------|-------------|
| Had a double-double | 25 (14-11) | 81 (57-24) |
| Scored 10+ points | 26 (14-12) | 87 (59-28) |
| Scored 20+ points | 9 (6-3) | 23 (15-7) |
| Led BYU in scoring | 15 (8-7) | 15 |
| Led BYU in rebounds | 27 (15-12) | 27 |
| Led BYU in assists | 3 (1-2) | 3 |
| Led BYU in steals | 1 (0-1) | 1 (0-1) |
| Led BYU in blocks | 3 (1-2) | 3 (1-2) |
| Had 3+ assists | 7 (3-4) | 27 (15-12) |
| Had 2+ blocks | 1 (1-0) | 1 (1-0) |
| Had 10+ rebounds | 26 (15-11) | 103 (67-36) |
| Had 15+ rebounds | 14 (9-5) | 45 (30-15) |
| Had 20+ rebounds | 7 (5-2) | 19 (13-6) |
| Had 24+ rebounds | -(0-0) | 4 (3-1) |

CAREER STATISTICS

| YEAR | GP-GS | MPG | FG-FGA | PCT | 3FG-A | PCT | FT-FTA | PCT | OFF-DEF-REB | R/GM | PF-D | A | A/GM | TO | BLK | B/GM | STL | S/GM | PTS | AVG |
|--------------|----------------|-------------|-----------------|-------------|-------------|-------------|----------------|-------------|----------------------|-------------|--------------|------------|------------|------------|-----------|------------|-----------|------------|-------------|-------------|
| 2020-2021 | 24-24 | 32.7 | 114-241 | .473 | 0-3 | .000 | 44-64 | .688 | 85-218-303 | 12.6 | 53-1 | 48 | 2.0 | 54 | 6 | 0.3 | 23 | 1.0 | 272 | 11.3 |
| 2021-2022 | 29-29 | 29.1 | 141-278 | .507 | 0-1 | .000 | 29-60 | .483 | 126-209-335 | 11.6 | 56-1 | 28 | 1.0 | 36 | 7 | 0.2 | 37 | 1.3 | 311 | 10.7 |
| 2022-2023 | 33-33 | 38.3 | 229-462 | .496 | 3-15 | .200 | 71-130 | .546 | 165-387-552 | 16.7 | 87-2 | 66 | 2.0 | 93 | 16 | 0.5 | 23 | 0.7 | 532 | 16.1 |
| 2023-2024 | 27-27 | 36.6 | 205-389 | .527 | 1-9 | .111 | 50-115 | .435 | 136-281-417 | 15.4 | 75-2 | 50 | 1.9 | 83 | 8 | 0.3 | 13 | 0.5 | 461 | 17.1 |
| -- | -- | -- | -- | -- | -- | -- | -- | -- | -- | -- | -- | -- | -- | -- | -- | -- | -- | -- | -- | -- |
| TOTAL | 113-113 | 34.3 | 689-1370 | .503 | 4-28 | .143 | 194-369 | .526 | 512-1095-1607 | 14.2 | 271-6 | 192 | 1.7 | 266 | 37 | 0.3 | 96 | 0.9 | 1576 | 13.9 |

BIG 12 CAREER STATISTICS

| YEAR | GP-GS | MPG | FG-FGA | PCT | 3FG-A | PCT | FT-FTA | PCT | OFF-DEF-REB | R/GM | PF-D | A | A/GM | TO | BLK | B/GM | STL | S/GM | PTS | AVG |
|--------------|--------------|-------------|----------------|-------------|------------|-------------|--------------|-------------|-------------------|-------------|-------------|-----------|------------|-----------|----------|------------|----------|------------|------------|-------------|
| 2023-24 | 14-14 | 37.4 | 110-220 | .500 | 1-5 | .200 | 20-41 | .488 | 75-140-215 | 15.4 | 40-1 | 20 | 1.4 | 32 | 5 | 0.4 | 7 | 0.5 | 241 | 17.2 |
| TOTAL | 14-14 | 37.4 | 110-220 | .500 | 1-5 | .200 | 20-41 | .488 | 75-140-215 | 15.4 | 40-1 | 20 | 1.4 | 32 | 5 | 0.4 | 7 | 0.5 | 241 | 17.2 |



15



MCKINLEY WILLARDSON

FRESHMAN | 6-1 | FORWARD | CORONA, CALIFORNIA | SANTIAGO HIGH SCHOOL

High School
 Four-year starter and team captain at Santiago High School... California Division I All-State Honoree...Led her team to the 2023 California Division I State Championship...Scored 12.1 points while grabbing 8.9 rebounds per contest during her senior year...Citrus Belt Area Female Athlete of the Year... Holds her high school single-game scoring record with 48 points (as a sophomore)...Averaged 23 points, 12 rebounds and 3 blocks per game in the California State playoffs... Played for EYBL "Team Why Not," sponsored by Air Jordan ...4x All-Conference Scholar Athlete with a 4.0 GPA...Also recruited by St. Mary's, Portland State, San Jose St, Idaho State, Cal State Northridge, Utah Valley, Sacramento State, Cal State Monterey, Cal State Bakersfield and Cal Poly Pomona

Personal
 Daughter of Chad and Amber Willardson...Oldest of five children...Cousins Kristen Riley, Lauren Riley and Taylor Maughan played basketball at BYU...Earned the National Seal of Biliiteracy (Spanish) in 2023...Played volleyball and lacrosse in high school...Enjoys surfing, snow skiing, flying planes, painting, concerts and plays

Instagram: [mckinleyravy](#)
 LinkedIn: [McKinley Willardson](#)

SEASON HIGHS

| | | |
|--------------|---|----------------------------|
| Points: | 2 | Weber State (11/10/23) |
| Rebounds: | 1 | Weber State (11/10/23) |
| Assists: | - | |
| Steals: | - | |
| Blocks: | - | |
| Field Goals: | 1 | Weber State (11/10/23) |
| 3-Pointers: | - | |
| Free Throws: | 1 | Oklahoma (1/3/24) |
| Minutes: | 2 | vs. Wake Forest (11/18/23) |

CAREER HIGHS

| | | |
|--------------|---|----------------------------|
| Points: | 2 | Weber State (11/10/23) |
| Rebounds: | 1 | Weber State (11/10/23) |
| Assists: | - | |
| Steals: | - | |
| Blocks: | - | |
| Field Goals: | 1 | Weber State (11/10/23) |
| 3-Pointers: | - | |
| Free Throws: | 1 | Oklahoma (1/3/24) |
| Minutes: | 2 | vs. Wake Forest (11/18/23) |

PRODUCTION TRACKER

| | | |
|---------------------|---------|---------|
| Had a double-double | - (0-0) | - (0-0) |
| Scored 10+ points | - (0-0) | - (0-0) |
| Scored 20+ points | - (0-0) | - (0-0) |
| Led BYU in scoring | - (0-0) | - (0-0) |
| Led BYU in rebounds | - (0-0) | - (0-0) |
| Led BYU in assists | - (0-0) | - (0-0) |
| Led BYU in steals | - (0-0) | - (0-0) |
| Led BYU in blocks | - (0-0) | - (0-0) |
| Made 5+ FGs | - (0-0) | - (0-0) |
| Made 3+ 3-pt FGs | - (0-0) | - (0-0) |
| Had 3+ assists | - (0-0) | - (0-0) |
| Had 3+ blocks | - (0-0) | - (0-0) |
| Had 5+ rebounds | - (0-0) | - (0-0) |
| Had 10+ rebounds | - (0-0) | - (0-0) |

2023-24 GAME-BY-GAME

| OPPONENT | DATE | MIN. | FG-FGA | PCT | 3FG-FGA | PCT | FT-FTA | PCT | OFF | DEF | REB | AST | BLK | STL | PF | TO | PTS | AVG |
|----------------------|-------|------|--------|-------|---------|------|--------|------|-----|-----|-----|-----|-----|-----|----|----|-----|-----|
| at Montana State | 11/7 | | | | | | | | | | | | | | | | | |
| Weber State | 11/10 | 1 | 1-1 | 1.000 | 0-0 | .000 | 0-0 | .000 | 1 | 0 | 1 | 0 | 0 | 0 | 0 | 2 | 2 | 0.6 |
| Utah Valley | 11/14 | | | | | | | | | | | | | | | | | |
| vs. Wake Forest | 11/18 | 2 | 0-0 | .000 | 0-0 | .000 | 0-0 | .000 | 0 | 0 | 0 | 1 | 0 | 0 | 0 | 1 | 0 | 1.0 |
| vs. Saint Louis | 11/21 | | | | | | | | | | | | | | | | | |
| LMU | 11/25 | | | | | | | | | | | | | | | | | |
| at Wyoming | 11/28 | | | | | | | | | | | | | | | | | |
| at Utah | 12/2 | | | | | | | | | | | | | | | | | |
| Utah State | 12/5 | | | | | | | | | | | | | | | | | |
| Boise State | 12/9 | 1 | 0-0 | .000 | 0-0 | .000 | 0-0 | .000 | 0 | 0 | 0 | 0 | 0 | 0 | 0 | 0 | 0 | 0.7 |
| Idaho State | 12/16 | | | | | | | | | | | | | | | | | |
| at Missouri State | 12/20 | | | | | | | | | | | | | | | | | |
| vs. Nevada | 12/21 | | | | | | | | | | | | | | | | | |
| at TCU | 12/30 | | | | | | | | | | | | | | | | | |
| Oklahoma | 1/3 | 1 | 0-0 | .000 | 0-0 | .000 | 1-2 | .500 | 0 | 0 | 0 | 0 | 0 | 0 | 0 | 1 | 0 | 0.8 |
| Iowa State | 1/6 | | | | | | | | | | | | | | | | | |
| at Houston | 1/10 | | | | | | | | | | | | | | | | | |
| Cincinnati | 1/13 | | | | | | | | | | | | | | | | | |
| at Oklahoma State | 1/17 | 1 | 0-0 | .000 | 0-0 | .000 | 0-0 | .000 | 0 | 0 | 0 | 0 | 0 | 0 | 1 | 0 | 0 | 0.6 |
| Texas Tech | 1/20 | | | | | | | | | | | | | | | | | |
| at Kansas State | 1/27 | | | | | | | | | | | | | | | | | |
| at Kansas | 1/31 | | | | | | | | | | | | | | | | | |
| West Virginia | 2/3 | | | | | | | | | | | | | | | | | |
| Baylor | 2/7 | | | | | | | | | | | | | | | | | |
| at Cincinnati | 2/10 | | | | | | | | | | | | | | | | | |
| at UCF | 2/13 | | | | | | | | | | | | | | | | | |
| Kansas | 2/17 | | | | | | | | | | | | | | | | | |
| TCU | 2/21 | | | | | | | | | | | | | | | | | |
| at Iowa State | 2/25 | | | | | | | | | | | | | | | | | |
| Houston | 2/28 | | | | | | | | | | | | | | | | | |
| at Texas | 3/2 | | | | | | | | | | | | | | | | | |
| Big 12 1st Round | 3/7 | | | | | | | | | | | | | | | | | |
| Big 12 2nd Round | 3/8 | | | | | | | | | | | | | | | | | |
| Big 12 Quarterfinals | 3/9 | | | | | | | | | | | | | | | | | |
| Big 12 Semifinals | 3/11 | | | | | | | | | | | | | | | | | |
| Big 12 Championship | 3/12 | | | | | | | | | | | | | | | | | |

CAREER STATISTICS

| YEAR | GP-GS | MPG | FG-FGA | PCT | 3FG-A | PCT | FT-FTA | PCT | OFF-DEF-REB | R/GM | PF-D | A | A/GM | TO | BLK | B/GM | STL | S/GM | PTS | AVG |
|--------------|------------|------------|------------|--------------|------------|-------------|------------|-------------|--------------|------------|------------|----------|------------|----------|----------|------------|----------|------------|----------|------------|
| 2023-2024 | 5-0 | 1.4 | 1-1 | 1.000 | 0-0 | .000 | 1-2 | .500 | 1-0-1 | 0.2 | 0-0 | 1 | 0.2 | 1 | 0 | 0.0 | 0 | 0.0 | 3 | 0.6 |
| - | - | - | - | - | - | - | - | - | - | - | - | - | - | - | - | - | - | - | - | - |
| - | - | - | - | - | - | - | - | - | - | - | - | - | - | - | - | - | - | - | - | - |
| - | - | - | - | - | - | - | - | - | - | - | - | - | - | - | - | - | - | - | - | - |
| - | - | - | - | - | - | - | - | - | - | - | - | - | - | - | - | - | - | - | - | - |
| TOTAL | 5-0 | 1.4 | 1-1 | 1.000 | 0-0 | .000 | 1-2 | .500 | 1-0-1 | 0.2 | 0-0 | 1 | 0.2 | 1 | 0 | 0.0 | 0 | 0.0 | 3 | 0.6 |

BIG 12 CAREER STATISTICS

| YEAR | GP-GS | MPG | FG-FGA | PCT | 3FG-A | PCT | FT-FTA | PCT | OFF-DEF-REB | R/GM | PF-D | A | A/GM | TO | BLK | B/GM | STL | S/GM | PTS | AVG |
|--------------|------------|------------|------------|-------------|------------|-------------|------------|-------------|--------------|------------|------------|----------|------------|----------|----------|------------|----------|------------|----------|------------|
| 2023-24 | 2-0 | 1.2 | 0-0 | .000 | 0-0 | .000 | 1-2 | .500 | 0-0-0 | 0.0 | 0-0 | 0 | 0.0 | 0 | 0 | 0.0 | 0 | 0.0 | 1 | 0.5 |
| - | - | - | - | - | - | - | - | - | - | - | - | - | - | - | - | - | - | - | - | - |
| - | - | - | - | - | - | - | - | - | - | - | - | - | - | - | - | - | - | - | - | - |
| - | - | - | - | - | - | - | - | - | - | - | - | - | - | - | - | - | - | - | - | - |
| TOTAL | 2-0 | 1.2 | 0-0 | .000 | 0-0 | .000 | 1-2 | .500 | 0-0-0 | 0.0 | 0-0 | 0 | 0.0 | 0 | 0 | 0.0 | 0 | 0.0 | 1 | 0.5 |



20



MARINA MATA

FRESHMAN | 6-1 | FORWARD | BARBASTRO, SPAIN | INSTITUTO JOAQUIM BLUME EN BARCELONA

Before BYU

Played for the U18 Spanish National Team in the U18 Women's European Championship where she helped Spain earn a bronze medal in the tournament while averaging 11.2 points, 6.5 rebounds and 0.8 assists.

Personal

Daughter of Patricia y Miguel Ángel...Has a brother named Sergio...Played for the Spanish World Cup Team...Working on a degree in psychology

In Spain's win over Latvia in the opening round, Mata went 6-for-6 from the field to total 16 points, 9 rebounds, two assists and two blocks.

Instagram: [marinamata_](#)
Twitter: [marinamata_](#)
TikTok: [marinamata_](#)

SEASON HIGHS

| | | |
|--------------|---|----------------------------|
| Points: | 2 | vs. Wake Forest (11/18/23) |
| Rebounds: | 1 | vs. Wake Forest (11/18/23) |
| Assists: | — | |
| Steals: | — | |
| Blocks: | — | |
| Field Goals: | — | |
| 3-Pointers: | — | |
| Free Throws: | 2 | vs. Wake Forest (11/18/23) |
| Minutes: | 8 | Weber State (11/10/23) |

CAREER HIGHS

| | | |
|--------------|---|----------------------------|
| Points: | 2 | vs. Wake Forest (11/18/23) |
| Rebounds: | 1 | vs. Wake Forest (11/18/23) |
| Assists: | — | |
| Steals: | — | |
| Blocks: | — | |
| Field Goals: | — | |
| 3-Pointers: | — | |
| Free Throws: | 2 | vs. Wake Forest (11/18/23) |
| Minutes: | 8 | Weber State (11/10/23) |

PRODUCTION TRACKER

| | | |
|---------------------|---------|---------|
| Had a double-double | — (0-0) | — (0-0) |
| Scored 10+ points | — (0-0) | — (0-0) |
| Scored 20+ points | — (0-0) | — (0-0) |
| Led BYU in scoring | — (0-0) | — (0-0) |
| Led BYU in rebounds | — (0-0) | — (0-0) |
| Led BYU in assists | — (0-0) | — (0-0) |
| Led BYU in steals | — (0-0) | — (0-0) |
| Led BYU in blocks | — (0-0) | — (0-0) |
| Made 5+ FGs | — (0-0) | — (0-0) |
| Made 3+ 3-pt FGs | — (0-0) | — (0-0) |
| Had 3+ assists | — (0-0) | — (0-0) |
| Had 3+ blocks | — (0-0) | — (0-0) |
| Had 5+ rebounds | — (0-0) | — (0-0) |
| Had 10+ rebounds | — (0-0) | — (0-0) |

2023-24 GAME-BY-GAME

| OPPONENT | DATE | MIN. | FG-FGA | PCT | 3FG-FGA | PCT | FT-FTA | PCT | OFF | DEF | REB | AST | BLK | STL | PF | TO | PTS | AVG |
|----------------------|----------|------|--------|------|---------|------|--------|-------|-----|-----|-----|-----|-----|-----|----|----|-----|-----|
| at Montana State | 11/7 | | | | | | | | | | | | | | | | | |
| Weber State | 11/10 | 8 | 0-1 | .000 | 0-1 | .000 | 0-0 | .000 | 0 | 0 | 0 | 0 | 0 | 0 | 0 | 0 | 0 | 0.0 |
| Utah Valley | 11/14 | 1 | 0-0 | .000 | 0-0 | .000 | 0-0 | .000 | 0 | 0 | 0 | 0 | 0 | 0 | 0 | 0 | 0 | 0.0 |
| vs. Wake Forest | 11/18 | 6 | 0-1 | .000 | 0-0 | .000 | 2-2 | 1.000 | 0 | 1 | 1 | 0 | 0 | 0 | 3 | 2 | 2 | 0.6 |
| vs. Saint Louis | 11/21 | 2 | 0-0 | .000 | 0-0 | .000 | 0-0 | .000 | 0 | 0 | 0 | 0 | 0 | 0 | 1 | 1 | 0 | 0.5 |
| LMU | 11/25 | | | | | | | | | | | | | | | | | |
| at Wyoming | 11/28 | | | | | | | | | | | | | | | | | |
| at Utah | 12/2 | 1 | 0-0 | .000 | 0-0 | .000 | 0-0 | .000 | 0 | 0 | 0 | 0 | 0 | 0 | 0 | 0 | 0 | 0.4 |
| Utah State | 12/5 | 1 | 0-0 | .000 | 0-0 | .000 | 0-0 | .000 | 0 | 0 | 0 | 0 | 0 | 0 | 0 | 0 | 0 | 0.3 |
| Boise State | 12/9 | 2 | 0-0 | .000 | 0-0 | .000 | 0-0 | .000 | 0 | 0 | 0 | 0 | 0 | 0 | 0 | 1 | 0 | 0.3 |
| Idaho State | 12/16 | | | | | | | | | | | | | | | | | |
| at Missouri State | 12/20 | | | | | | | | | | | | | | | | | |
| vs. Nevada | 12/21 | 1 | 0-0 | .000 | 0-0 | .000 | 0-0 | .000 | 0 | 0 | 0 | 0 | 0 | 0 | 0 | 0 | 0 | 0.3 |
| at TCU | 12/30 | 1 | 0-0 | .000 | 0-0 | .000 | 0-0 | .000 | 0 | 0 | 0 | 0 | 0 | 0 | 0 | 0 | 0 | 0.2 |
| Oklahoma | 1/3 | 1 | 0-0 | .000 | 0-0 | .000 | 0-0 | .000 | 0 | 0 | 0 | 0 | 0 | 0 | 0 | 0 | 0 | 0.2 |
| Iowa State | 1/6 | | | | | | | | | | | | | | | | | |
| at Houston | 1/10 | | | | | | | | | | | | | | | | | |
| Cincinnati | 1/13 | | | | | | | | | | | | | | | | | |
| at Oklahoma State | 1/17 | 3 | 0-0 | .000 | 0-0 | .000 | 0-0 | .000 | 0 | 1 | 1 | 0 | 0 | 0 | 0 | 0 | 0 | 0.2 |
| Texas Tech | 1/20 | | | | | | | | | | | | | | | | | |
| Weber State | 11/10/23 | | | | | | | | | | | | | | | | | |
| at Kansas State | 1/27 | | | | | | | | | | | | | | | | | |
| at Kansas | 1/31 | | | | | | | | | | | | | | | | | |
| West Virginia | 2/3 | | | | | | | | | | | | | | | | | |
| Baylor | 2/7 | | | | | | | | | | | | | | | | | |
| at Cincinnati | 2/10 | | | | | | | | | | | | | | | | | |
| at UCF | 2/13 | | | | | | | | | | | | | | | | | |
| Kansas | 2/17 | | | | | | | | | | | | | | | | | |
| TCU | 2/21 | | | | | | | | | | | | | | | | | |
| at Iowa State | 2/25 | | | | | | | | | | | | | | | | | |
| Houston | 2/28 | | | | | | | | | | | | | | | | | |
| at Texas | 3/2 | | | | | | | | | | | | | | | | | |
| Big 12 1st Round | 3/7 | | | | | | | | | | | | | | | | | |
| Big 12 2nd Round | 3/8 | | | | | | | | | | | | | | | | | |
| Big 12 Quarterfinals | 3/9 | | | | | | | | | | | | | | | | | |
| Big 12 Semifinals | 3/11 | | | | | | | | | | | | | | | | | |
| Big 12 Championship | 3/12 | | | | | | | | | | | | | | | | | |

CAREER STATISTICS

| YEAR | GP-GS | MPG | FG-FGA | PCT | 3FG-A | PCT | FT-FTA | PCT | OFF-DEF-REB | R/GM | PF-D | A | A/GM | TO | BLK | B/GM | STL | S/GM | PTS | AVG |
|--------------|-------------|------------|------------|-------------|------------|-------------|------------|--------------|--------------|------------|------------|----------|------------|----------|----------|------------|----------|------------|----------|------------|
| 2023-2024 | 11-0 | 2.3 | 0-2 | .000 | 0-1 | .000 | 2-2 | 1.000 | 0-2-2 | 0.2 | 4-0 | 0 | 0.0 | 4 | 0 | 0.0 | 0 | 0.0 | 2 | 0.2 |
| — | — | — | — | — | — | — | — | — | — | — | — | — | — | — | — | — | — | — | — | — |
| — | — | — | — | — | — | — | — | — | — | — | — | — | — | — | — | — | — | — | — | — |
| — | — | — | — | — | — | — | — | — | — | — | — | — | — | — | — | — | — | — | — | — |
| TOTAL | 11-0 | 2.3 | 0-2 | .000 | 0-1 | .000 | 2-2 | 1.000 | 0-2-2 | 0.2 | 4-0 | 0 | 0.0 | 4 | 0 | 0.0 | 0 | 0.0 | 2 | 0.2 |

BIG 12 CAREER STATISTICS

| YEAR | GP-GS | MPG | FG-FGA | PCT | 3FG-A | PCT | FT-FTA | PCT | OFF-DEF-REB | R/GM | PF-D | A | A/GM | TO | BLK | B/GM | STL | S/GM | PTS | AVG |
|--------------|------------|------------|------------|-------------|------------|-------------|------------|-------------|--------------|------------|------------|----------|------------|----------|----------|------------|----------|------------|----------|------------|
| 2023-24 | 3-0 | 1.8 | 0-0 | .000 | 0-0 | .000 | 0-0 | .000 | 0-1-1 | 0.3 | 0-0 | 0 | 0-0 | 0 | 0 | 0.0 | 0 | 0.0 | 0 | 0.0 |
| — | — | — | — | — | — | — | — | — | — | — | — | — | — | — | — | — | — | — | — | — |
| TOTAL | 3-0 | 1.8 | 0-0 | .000 | 0-0 | .000 | 0-0 | .000 | 0-1-1 | 0.3 | 0-0 | 0 | 0-0 | 0 | 0 | 0.0 | 0 | 0.0 | 0 | 0.0 |



21



HEATHER HAMSON

JUNIOR | 6-3 | FORWARD | LINDON, UTAH | PLEASANT GROVE HIGH SCHOOL
2022-23

Hamson appeared in 21 games for the Cougars during the 2022-23 campaign and contributed 1.1 points on 53.3 percent shooting, 0.4 rebounds per game.

High School

Earned Utah 5A All-State selection in 2021 at Pleasant Grove High School...Named to the Utah 5A Academic All-State Team...Also earned All-State honors in volleyball where she led Pleasant Grove to the 2019 5A volleyball state championship

Personal

Daughter of David and Tresa...Mother, Tresa Spaulding Hamson, played basketball at BYU from 1983-1987. Heather's sisters Jennifer and Sara also suited up for the BYU women's team...Majoring in exercise science with the desire to go into athletic training

2023-24 GAME-BY-GAME

| OPPONENT | DATE | MIN. | FG-FGA | PCT | 3FG-FGA | PCT | FT-FTA | PCT | OFF | DEF | REB | AST | BLK | STL | PF | TO | PTS | AVG |
|----------------------|-------|------|--------|-------|---------|------|--------|-------|-----|-----|-----|-----|-----|-----|----|----|-----|--------------|
| at Montana State | 11/7 | 1 | 0-0 | .000 | 0-0 | .000 | 0-0 | .000 | 0 | 0 | 0 | 0 | 0 | 0 | 0 | 0 | 0 | 0.0 |
| Weber State | 11/10 | 6 | 1-2 | .500 | 0-0 | .000 | 1-3 | .333 | 0 | 0 | 0 | 1 | 0 | 1 | 0 | 0 | 3 | 1.5 |
| Utah Valley | 11/14 | 1 | 0-0 | .000 | 0-0 | .000 | 0-0 | .000 | 0 | 0 | 0 | 0 | 0 | 0 | 1 | 1 | 0 | 1.0 |
| vs. Wake Forest | 11/18 | 4 | 0-1 | .000 | 0-0 | .000 | 0-0 | .000 | 0 | 3 | 3 | 0 | 1 | 0 | 1 | 0 | 0 | 0.8 |
| vs. Saint Louis | 11/21 | 2 | 0-0 | .000 | 0-0 | .000 | 0-0 | .000 | 0 | 0 | 0 | 0 | 0 | 0 | 0 | 0 | 0 | 0.6 |
| LMU | 11/25 | 2 | 0-0 | .000 | 0-0 | .000 | 0-0 | .000 | 0 | 0 | 0 | 0 | 0 | 0 | 1 | 0 | 0 | 0.5 |
| at Wyoming | 11/28 | | | | | | | | | | | | | | | | | DID NOT PLAY |
| at Utah | 12/2 | 1 | 0-0 | .000 | 0-0 | .000 | 0-0 | .000 | 0 | 0 | 0 | 0 | 0 | 0 | 0 | 0 | 0 | 0.4 |
| Utah State | 12/5 | | | | | | | | | | | | | | | | | DID NOT PLAY |
| Boise State | 12/9 | 2 | 1-1 | 1.000 | 0-0 | .000 | 0-0 | .000 | 0 | 0 | 0 | 0 | 0 | 0 | 0 | 0 | 2 | 0.6 |
| Idaho State | 12/16 | | | | | | | | | | | | | | | | | DID NOT PLAY |
| at Missouri State | 12/20 | | | | | | | | | | | | | | | | | DID NOT PLAY |
| vs. Nevada | 12/21 | 9 | 3-3 | 1.000 | 0-0 | .000 | 0-0 | .000 | 0 | 0 | 0 | 0 | 0 | 0 | 1 | 0 | 6 | 1.2 |
| at TCU | 12/30 | 5 | 0-1 | .000 | 0-0 | .000 | 0-0 | .000 | 0 | 0 | 0 | 0 | 0 | 0 | 0 | 1 | 0 | 1.1 |
| Oklahoma | 1/3 | | | | | | | | | | | | | | | | | DID NOT PLAY |
| Iowa State | 1/6 | | | | | | | | | | | | | | | | | DID NOT PLAY |
| at Houston | 1/10 | | | | | | | | | | | | | | | | | DID NOT PLAY |
| Cincinnati | 1/13 | | | | | | | | | | | | | | | | | DID NOT PLAY |
| at Oklahoma State | 1/17 | 2 | 0-0 | .000 | 0-0 | .000 | 2-2 | 1.000 | 2 | 1 | 3 | 0 | 0 | 0 | 0 | 2 | 2 | 1.2 |
| Texas Tech | 1/20 | | | | | | | | | | | | | | | | | DID NOT PLAY |
| at Kansas State | 1/27 | | | | | | | | | | | | | | | | | DID NOT PLAY |
| at Kansas | 1/31 | | | | | | | | | | | | | | | | | DID NOT PLAY |
| West Virginia | 2/3 | | | | | | | | | | | | | | | | | DID NOT PLAY |
| Baylor | 2/7 | | | | | | | | | | | | | | | | | DID NOT PLAY |
| at Cincinnati | 2/10 | | | | | | | | | | | | | | | | | DID NOT PLAY |
| at UCF | 2/13 | | | | | | | | | | | | | | | | | DID NOT PLAY |
| Kansas | 2/17 | 1 | 0-0 | .000 | 0-0 | .000 | 0-0 | .000 | 0 | 0 | 0 | 0 | 0 | 0 | 0 | 0 | 0 | 1.1 |
| TCU | 2/21 | | | | | | | | | | | | | | | | | |
| at Iowa State | 2/25 | | | | | | | | | | | | | | | | | |
| Houston | 2/28 | | | | | | | | | | | | | | | | | |
| at Texas | 3/2 | | | | | | | | | | | | | | | | | |
| Big 12 1st Round | 3/7 | | | | | | | | | | | | | | | | | |
| Big 12 2nd Round | 3/8 | | | | | | | | | | | | | | | | | |
| Big 12 Quarterfinals | 3/9 | | | | | | | | | | | | | | | | | |
| Big 12 Semifinals | 3/11 | | | | | | | | | | | | | | | | | |
| Big 12 Championship | 3/12 | | | | | | | | | | | | | | | | | |

SEASON HIGHS

Instagram: [heather_hamson21](#)
Twitter: [heath_bar1312](#)

Points: 6 vs. Nevada (12/21/23)
Rebounds: --
Assists: 1 Weber State (11/10/23)
Steals: 1 Weber State (11/10/23)
Blocks: --
Field Goals: 3 vs. Nevada (12/21/23)
3-Pointers: --
Free Throws: 2 at Oklahoma St. (1/17/24)
Minutes: 9 vs. Nevada (12/21/23)

CAREER HIGHS

Points: 6 (x3) vs. Nevada (12/21/23)
Rebounds: 2 (2x) Pepperdine (3/3/23)
Assists: 1 (6x) LMU (2/11/23)
Steals: 1 Saint Mary's (12/31/22)
Blocks: 2 Saint Mary's (12/31/22)
Field Goals: 3 vs. Nevada (12/21/23)
3-Pointers: --
Free Throws: 4 at LMU (1/12/23)
Minutes: 14 at LMU (1/12/23)

PRODUCTION TRACKER

| 2023-24 | Career |
|---------------------|----------|
| Had a double-double | -- (0-0) |
| Scored 10+ points | -- (0-0) |
| Scored 20+ points | -- (0-0) |
| Led BYU in scoring | -- (0-0) |
| Led BYU in rebounds | -- (0-0) |
| Led BYU in assists | -- (0-0) |
| Led BYU in steals | -- (0-0) |
| Led BYU in blocks | -- (0-0) |
| Made 5+ FGs | -- (0-0) |
| Made 3+ 3-pt FGs | -- (0-0) |
| Had 3+ assists | -- (0-0) |
| Had 3+ blocks | -- (0-0) |
| Had 5+ rebounds | -- (0-0) |
| Had 10+ rebounds | -- (0-0) |

CAREER STATISTICS

| YEAR | GP-GS | MPG | FG-FGA | PCT | 3FG-A | PCT | FT-FTA | PCT | OFF-DEF-REB | R/GM | PF-D | A | A/GM | TO | BLK | B/GM | STL | S/GM | PTS | AVG |
|--------------|-------------|------------|--------------|-------------|------------|-------------|--------------|-------------|---------------|------------|-------------|----------|------------|-----------|----------|------------|----------|------------|-----------|------------|
| 2022-23 | 21-0 | 4.2 | 8-15 | .533 | 0-0 | .000 | 7-8 | .875 | 4-5-9 | 0.4 | 12-0 | 6 | 0.3 | 8 | 2 | 0.1 | 1 | 0.1 | 23 | 1.1 |
| 2023-24 | 12-0 | 2.9 | 5-8 | .625 | 0-0 | .000 | 3-5 | .600 | 2-4-6 | 0.5 | 3-0 | 1 | 0.1 | 5 | 1 | 0.1 | 1 | 0.1 | 13 | 1.1 |
| -- | -- | -- | -- | -- | -- | -- | -- | -- | -- | -- | -- | -- | -- | -- | -- | -- | -- | -- | -- | -- |
| -- | -- | -- | -- | -- | -- | -- | -- | -- | -- | -- | -- | -- | -- | -- | -- | -- | -- | -- | -- | -- |
| TOTAL | 33-0 | 3.7 | 13-23 | .565 | 0-0 | .000 | 10-13 | .769 | 6-9-15 | 0.5 | 15-0 | 7 | 0.2 | 13 | 3 | 0.1 | 2 | 0.1 | 36 | 1.1 |

BIG 12 CAREER STATISTICS

| YEAR | GP-GS | MPG | FG-FGA | PCT | 3FG-A | PCT | FT-FTA | PCT | OFF-DEF-REB | R/GM | PF-D | A | A/GM | TO | BLK | B/GM | STL | S/GM | PTS | AVG |
|--------------|------------|------------|------------|-------------|------------|-------------|------------|--------------|--------------|------------|------------|----------|------------|----------|----------|------------|----------|------------|----------|------------|
| 2023-24 | 3-0 | 2.6 | 0-1 | .000 | 0-0 | .000 | 2-2 | 1.000 | 2-1-3 | 1.0 | 0-0 | 0 | 0.0 | 3 | 0 | 0.0 | 0 | 0.0 | 2 | 0.7 |
| | | | | | | | | | | | | | | | | | | | | |
| TOTAL | 3-0 | 2.6 | 0-1 | .000 | 0-0 | .000 | 2-2 | 1.000 | 2-1-3 | 1.0 | 0-0 | 0 | 0.0 | 3 | 0 | 0.0 | 0 | 0.0 | 2 | 0.7 |



24



ROSE BUBAKAR

JUNIOR | 6-0 | GUARD | FREDERICK, MARYLAND | FREDERICK HIGH SCHOOL
2022-23

Appeared in all 33 games, starting in 11 for the Cougars a year ago...Bubakar contributed 6.7 points per contest on a 44.6 percent clip...the sophomore also grabbed 3.0 rebounds, dished 1.0 assists and 0.6 assists.

Before BYU

Prepped at Frederick High School where she was a three-time all-state selection...Two-time state champion...Won two CMS titles...Three-time CMC divisional champ...Helped win three region titles

Personal

Parents are Caroline and Kabeya Bubakar... Undecided on major...Loves to dance and can play guitar and piano

2021-22

Played in 18 games...Averaged 6.6 minutes per game, scoring 2.2 points...Shot 34.1 percent from the field...Averaged 1.6 rebounds...Season-high 8 points against Utah State...Scored 6 points against Santa Clara with two 3-pointers...Season-high 4 rebounds against Pacific...Played a season-high 11 minutes against Pepperdine and had 3 points, 1 assist, 1 steal and 3 rebounds

2023-24 GAME-BY-GAME

| OPPONENT | DATE | MIN. | FG-FGA | PCT | 3FG-FGA | PCT | FT-FTA | PCT | OFF | DEF | REB | AST | BLK | STL | PF | TO | PTS | AVG |
|----------------------|-------|------|--------|-------|---------|-------|--------|-------|-----|-----|-----|-----|-----|-----|----|----|-----|-----|
| at Montana State | 11/7 | 11 | 1-4 | .250 | 0-2 | .000 | 0-1 | .000 | 0 | 3 | 3 | 0 | 0 | 1 | 1 | 1 | 2 | 2.0 |
| Weber State | 11/10 | 9 | 1-2 | .500 | 1-2 | .500 | 1-2 | .500 | 1 | 2 | 3 | 2 | 0 | 0 | 1 | 2 | 4 | 3.0 |
| Utah Valley | 11/14 | 6 | 0-1 | .000 | 0-0 | .000 | 0-0 | .000 | 0 | 0 | 0 | 0 | 0 | 0 | 0 | 2 | 0 | 2.0 |
| vs. Wake Forest | 11/18 | 20 | 1-4 | .250 | 0-3 | .000 | 0-0 | .000 | 1 | 1 | 2 | 1 | 0 | 1 | 1 | 0 | 2 | 2.0 |
| vs. Saint Louis | 11/21 | 20 | 1-5 | .200 | 0-4 | .000 | 6-6 | 1.000 | 1 | 1 | 2 | 1 | 0 | 2 | 2 | 2 | 8 | 3.2 |
| LMU | 11/25 | 12 | 0-2 | .000 | 0-1 | .000 | 2-2 | 1.000 | 1 | 0 | 1 | 0 | 0 | 0 | 0 | 1 | 2 | 3.0 |
| at Wyoming | 11/28 | 5 | 0-1 | .000 | 0-1 | .000 | 0-0 | .000 | 1 | 0 | 1 | 0 | 0 | 0 | 0 | 0 | 0 | 2.6 |
| at Utah | 12/2 | 4 | 0-1 | .000 | 0-1 | .000 | 0-0 | .000 | 1 | 0 | 1 | 0 | 0 | 1 | 0 | 1 | 0 | 2.3 |
| Utah State | 12/5 | 4 | 0-0 | .000 | 0-0 | .000 | 0-0 | .000 | 0 | 0 | 0 | 0 | 0 | 0 | 0 | 0 | 0 | 2.0 |
| Boise State | 12/9 | 16 | 1-5 | .200 | 0-1 | .000 | 0-0 | .000 | 1 | 4 | 5 | 1 | 0 | 0 | 1 | 0 | 2 | 2.0 |
| Idaho State | 12/16 | 7 | 1-1 | 1.000 | 0-0 | .000 | 0-0 | .000 | 2 | 0 | 2 | 0 | 0 | 1 | 1 | 2 | 2 | 2.0 |
| at Missouri State | 12/20 | 10 | 1-2 | .500 | 0-1 | .000 | 0-0 | .000 | 0 | 0 | 0 | 0 | 0 | 0 | 0 | 1 | 2 | 2.0 |
| vs. Nevada | 12/21 | 12 | 0-0 | .000 | 0-0 | .000 | 0-0 | .000 | 0 | 3 | 3 | 1 | 0 | 1 | 0 | 1 | 0 | 1.8 |
| at TCU | 12/30 | 9 | 3-5 | .600 | 1-2 | .500 | 0-0 | .000 | 0 | 1 | 1 | 3 | 0 | 0 | 2 | 0 | 7 | 2.2 |
| Oklahoma | 1/3 | 11 | 0-4 | .000 | 0-2 | .000 | 3-4 | .750 | 0 | 2 | 2 | 0 | 0 | 1 | 1 | 0 | 3 | 2.3 |
| Iowa State | 1/6 | 17 | 5-8 | .625 | 1-1 | 1.000 | 0-0 | .000 | 1 | 0 | 1 | 2 | 0 | 0 | 0 | 0 | 11 | 2.8 |
| at Houston | 1/10 | 20 | 1-4 | .250 | 0-0 | .000 | 2-2 | 1.000 | 2 | 4 | 6 | 3 | 0 | 0 | 3 | 3 | 4 | 2.9 |
| Cincinnati | 1/13 | 8 | 1-1 | 1.000 | 0-0 | .000 | 0-0 | .000 | 0 | 0 | 1 | 0 | 0 | 0 | 0 | 0 | 2 | 2.8 |
| at Oklahoma State | 1/17 | 19 | 2-4 | .500 | 0-0 | .000 | 2-4 | .500 | 0 | 1 | 1 | 0 | 0 | 1 | 2 | 1 | 6 | 3.0 |
| Texas Tech | 1/20 | 15 | 1-2 | .500 | 1-1 | 1.000 | 0-0 | .000 | 0 | 1 | 1 | 1 | 1 | 1 | 2 | 2 | 3 | 3.0 |
| at Kansas State | 1/27 | 15 | 1-2 | .500 | 0-1 | .000 | 0-0 | .000 | 1 | 3 | 4 | 5 | 0 | 0 | 1 | 1 | 2 | 3.0 |
| at Kansas | 1/31 | 23 | 0-0 | .000 | 0-0 | .000 | 2-2 | 1.000 | 0 | 2 | 2 | 2 | 1 | 0 | 2 | 2 | 2 | 2.9 |
| West Virginia | 2/3 | 17 | 1-3 | .333 | 1-2 | .500 | 0-0 | .000 | 0 | 2 | 2 | 4 | 0 | 0 | 2 | 4 | 3 | 2.9 |
| Baylor | 2/7 | 22 | 2-6 | .333 | 1-4 | .250 | 1-2 | .500 | 1 | 4 | 5 | 2 | 1 | 0 | 1 | 2 | 6 | 3.0 |
| at Cincinnati | 2/10 | 19 | 1-3 | .333 | 0-2 | .000 | 0-0 | .000 | 0 | 0 | 0 | 1 | 0 | 0 | 3 | 4 | 2 | 3.0 |
| at UCF | 2/13 | 14 | 1-3 | .333 | 0-1 | .000 | 1-2 | .500 | 0 | 1 | 1 | 0 | 0 | 0 | 2 | 1 | 1 | 3.0 |
| Kansas | 2/17 | 20 | 2-4 | .500 | 0-0 | .000 | 0-0 | .000 | 0 | 2 | 2 | 2 | 0 | 2 | 1 | 1 | 4 | 3.0 |
| TCU | 2/21 | | | | | | | | | | | | | | | | | |
| at Iowa State | 2/25 | | | | | | | | | | | | | | | | | |
| Houston | 2/28 | | | | | | | | | | | | | | | | | |
| at Texas | 3/2 | | | | | | | | | | | | | | | | | |
| Big 12 1st Round | 3/7 | | | | | | | | | | | | | | | | | |
| Big 12 2nd Round | 3/8 | | | | | | | | | | | | | | | | | |
| Big 12 Quarterfinals | 3/9 | | | | | | | | | | | | | | | | | |
| Big 12 Semifinals | 3/11 | | | | | | | | | | | | | | | | | |
| Big 12 Championship | 3/12 | | | | | | | | | | | | | | | | | |

Instagram: [roseball24](#)
Twitter: [roseball24](#)
TikTok: [roseball24](#)

SEASON HIGHS

| | | |
|--------------|--------|---------------------------------|
| Points: | 11 | Iowa State (1/6/24) |
| Rebounds: | 6 | at Houston (1/10/24) |
| Assists: | 5 | at No. 4 Kansas State (1/27/24) |
| Steals: | 2 (x3) | Kansas (2/17/24) |
| Blocks: | 1 (x3) | No. 18 Baylor (2/31/24) |
| Field Goals: | 5 | Iowa State (1/6/24) |
| 3-Pointers: | 1 (x4) | No. 23 West Virginia (2/3/24) |
| Free Throws: | 6 | vs. Saint Louis (11/21/23) |
| Minutes: | 23 | at Kansas (1/31/24) |

CAREER HIGHS

| | | |
|--------------|--------|---------------------------------|
| Points: | 19 | vs. Troy (11/19/22) |
| Rebounds: | 8 | vs. Washington State (11/18/22) |
| Assists: | 5 | at No. 4 Kansas State (1/27/24) |
| Steals: | 2 (x6) | Kansas (2/17/24) |
| Blocks: | 2 | San Francisco (1/19/23) |
| Field Goals: | 7 | vs. Washington State (11/18/22) |
| 3-Pointers: | 2 | LMU (2/11/23) |
| Free Throws: | 6 | vs. Troy (11/19/22) |
| Minutes: | 35 | at Boise State (12/1/22) |

PRODUCTION TRACKER

| | | |
|---------------------|---------|---------|
| Had a double-double | 0 (0-0) | 0 (0-0) |
| Scored 10+ points | 1 (0-1) | 9 (5-4) |
| Scored 20+ points | 0 (0-0) | 0 (0-0) |
| Led BYU in scoring | 0 (0-0) | 0 (0-0) |
| Led BYU in rebounds | 0 (0-0) | 0 (0-0) |
| Led BYU in assists | 1 (0-1) | 5 (0-1) |
| Led BYU in steals | 2 (1-1) | 2 (1-1) |
| Led BYU in blocks | 1 (1-0) | 1 (1-0) |
| Made 5+ FGs | 1 (0-1) | 8 (4-4) |
| Made 3+ 3-pt FGs | 0 (0-0) | 0 (0-0) |
| Had 3+ assists | 4 (0-4) | 8 (4-4) |
| Had 2+ steals | 3 (2-1) | 6 (4-2) |
| Had 5+ rebounds | 3 (2-1) | 9 (6-3) |
| Had 10+ rebounds | 0 (0-0) | 0 (0-0) |

CAREER STATISTICS

| YEAR | GP-GS | MPG | FG-FGA | PCT | 3FG-A | PCT | FT-FTA | PCT | OFF-DEF-REB | R/GM | PF-D | A | A/GM | TO | BLK | B/GM | STL | S/GM | PTS | AVG |
|--------------|--------------|-------------|----------------|-------------|--------------|-------------|---------------|-------------|-------------------|------------|-------------|-----------|------------|-----------|-----------|------------|-----------|------------|------------|------------|
| 2021-2022 | 18-0 | 6.6 | 14-41 | .341 | 4-17 | .235 | 7-14 | .500 | 10-18-28 | 1.6 | 6-0 | 4 | 0.2 | 4 | 2 | 0.1 | 3 | 0.2 | 39 | 2.2 |
| 2022-2023 | 33-11 | 20.8 | 82-184 | .446 | 14-42 | .333 | 42-59 | .712 | 26-72-98 | 3.0 | 26-0 | 33 | 1.0 | 51 | 6 | 0.2 | 22 | 0.7 | 220 | 6.7 |
| 2023-2024 | 27-5 | 13.5 | 28-77 | .364 | 6-32 | .188 | 20-27 | .741 | 14-37-51 | 1.9 | 29-0 | 33 | 1.2 | 34 | 3 | 0.1 | 14 | 0.5 | 82 | 3.0 |
| --- | --- | --- | --- | --- | --- | --- | --- | --- | --- | --- | --- | --- | --- | --- | --- | --- | --- | --- | --- | --- |
| TOTAL | 78-16 | 15.0 | 124-302 | .411 | 24-91 | .264 | 69-100 | .690 | 50-127-177 | 2.3 | 61-0 | 70 | 0.9 | 89 | 11 | 0.1 | 39 | 0.5 | 341 | 4.4 |

BIG 12 CAREER STATISTICS

| YEAR | GP-GS | MPG | FG-FGA | PCT | 3FG-A | PCT | FT-FTA | PCT | OFF-DEF-REB | R/GM | PF-D | A | A/GM | TO | BLK | B/GM | STL | S/GM | PTS | AVG |
|--------------|-------------|-------------|--------------|-------------|-------------|-------------|--------------|-------------|----------------|------------|-------------|-----------|------------|-----------|----------|------------|----------|------------|-----------|------------|
| 2023-24 | 14-5 | 16.2 | 21-49 | .429 | 5-16 | .313 | 11-16 | .688 | 5-23-28 | 2.0 | 21-0 | 26 | 1.9 | 21 | 3 | 0.2 | 7 | 0.5 | 58 | 4.1 |
| --- | --- | --- | --- | --- | --- | --- | --- | --- | --- | --- | --- | --- | --- | --- | --- | --- | --- | --- | --- | --- |
| TOTAL | 14-5 | 16.2 | 21-49 | .429 | 5-16 | .313 | 11-16 | .688 | 5-23-28 | 2.0 | 21-0 | 26 | 1.9 | 21 | 3 | 0.2 | 7 | 0.5 | 58 | 4.1 |



25



EMMA CALVERT

JUNIOR | 6-5 | FORWARD | FARR WEST, UTAH | FREMONT HIGH SCHOOL

2022-23

Calvert appeared in all 33 games for the Cougars, starting 28 while averaging 6.9 points on 46.5 percent shooting, 35.5 percent from three-point land and a team-best 89.2 percent from the charity stripe...the sophomore also pulled down 3.8 rebounds, dished 1.5 assists and 1.0 blocks per contest.

2021-22

Played in 23 games...Averaged 4.7 points and 2.3 rebounds in 9.6 minutes per game...Shot 49.4 percent from the field Scored in double-figures twice (13 at Santa Clara, 10 vs. Utah State)...Season-high 13 points came in 8 minutes at Santa Clara...Hit two 3-pointers in a game twice (Utah State, Santa Clara)...Scored 9 against Boise State and 8 at Utah...Season-high five rebounds against Lipscomb and Utah State...Posted 17 blocks on the year, including a season-high 3 vs. Santa Clara at home...Had multiple blocks in five games

Before BYU

2021 Gatorade Player of the Year out of Fremont High School...A four-star ESPN recruit...Four-time all-state selection...In 2020, set the state record for field goal percentage and was named the 6A Deseret News MVP, an all-state selectin and named to all-tournament team...Two-time Deseret News MVP...USA Today All-Utah First Team in 2020 and second team in 2019...Four-time 6A all-tournament team...Helped lead Fremont to a state championship in 2018

Personal

Parents are Jon and Diane...Information Systems major in the Marriott School of Business...Also plays piano

Instagram: [emmascalvert25](#)
Twitter: [emmascalvert25](#)
TikTok: [emmascalvert25](#)

SEASON HIGHS

Points: 22 vs. Saint Louis (11/21/23)
Rebounds: 14 Boise State (12/9/23)
Assists: 4 vs. Saint Louis (11/21/23)
Steals: 2 (x2) at TCU (12/30/23)
Blocks: 5 Idaho State (12/16/23)
Field Goals: 8 Utah Valley (11/14/23)
3-Pointers: 3 at Wyoming (11/28/23)
Free Throws: 7 Utah State (12/5/23)
Minutes: 33 at Kansas State (1/27/24)

CAREER HIGHS

Points: 22 vs. Saint Louis (11/21/23)
Rebounds: 14 Boise State (12/9/23)
Assists: 5 Pepperdine (2/9/23)
Steals: 2 (x7) at TCU (12/30/23)
Blocks: 5 Idaho State (12/16/23)
Field Goals: 8 Utah Valley (11/14/23)
3-Pointers: 5 vs. San Francisco (3/4/23)
Free Throws: 7 Utah State (12/5/23)
Minutes: 39 Pepperdine (2/9/23)

PRODUCTION TRACKER

Had a double-double 1 (1-0)
Scored 10+ points 9 (5-4)
Scored 20+ points 1 (1-0)
Led BYU in scoring 1 (1-0)
Led BYU in rebounds 1 (1-0)
Led BYU in assists - (0-0)
Led BYU in steals 2 (0-2)
Led BYU in blocks 13 (4-3)
Made 5+ FGs 5 (3-2)
Made 3+ 3-pt FGs 1 (0-1)
Had 3+ assists 3 (3-0)
Had 2+ blocks 10 (9-1)
Had 5+ rebounds 9 (7-2)
Had 10+ rebounds 2 (2-0)

2023-24 GAME-BY-GAME

| OPPONENT | DATE | MIN. | FG-FGA | PCT | 3FG-FGA | PCT | FT-FTA | PCT | OFF | DEF | REB | AST | BLK | STL | PF | TO | PTS | AVG |
|----------------------|-------|------|--------|------|---------|-------|--------|-------|-----|-----|-----|-----|-----|-----|----|----|-----|------|
| at Montana State | 11/7 | 13 | 0-1 | .000 | 0-1 | .000 | 0-2 | .000 | 0 | 3 | 3 | 2 | 1 | 0 | 3 | 0 | 0 | 0.0 |
| Weber State | 11/10 | 22 | 3-4 | .750 | 1-1 | 1.000 | 0-0 | .000 | 0 | 2 | 2 | 0 | 2 | 0 | 2 | 2 | 7 | 3.5 |
| Utah Valley | 11/14 | 21 | 4-6 | .667 | 1-2 | .500 | 0-0 | .000 | 2 | 3 | 5 | 1 | 4 | 0 | 3 | 2 | 9 | 5.3 |
| vs. Wake Forest | 11/18 | 17 | 2-3 | .667 | 0-0 | .000 | 3-3 | 1.000 | 1 | 1 | 2 | 0 | 1 | 0 | 4 | 5 | 7 | 5.8 |
| vs. Saint Louis | 11/21 | 25 | 8-10 | .800 | 1-1 | 1.000 | 5-9 | .556 | 0 | 7 | 7 | 4 | 2 | 0 | 2 | 2 | 22 | 9.0 |
| LMU | 11/25 | 17 | 2-5 | .400 | 0-3 | .000 | 0-0 | .000 | 0 | 3 | 3 | 0 | 2 | 0 | 2 | 0 | 4 | 8.2 |
| at Wyoming | 11/28 | 20 | 6-8 | .750 | 3-5 | .600 | 1-2 | .500 | 1 | 0 | 1 | 1 | 2 | 1 | 2 | 1 | 16 | 9.3 |
| at Utah Valley | 12/2 | 25 | 6-13 | .462 | 0-3 | .000 | 0-0 | .000 | 2 | 2 | 4 | 1 | 1 | 1 | 2 | 2 | 12 | 9.6 |
| Utah State | 12/5 | 28 | 3-5 | .600 | 1-3 | .333 | 7-10 | .700 | 2 | 6 | 8 | 1 | 1 | 1 | 4 | 1 | 14 | 10.1 |
| Boise State | 12/9 | 27 | 3-9 | .333 | 0-2 | .000 | 0-0 | .000 | 2 | 12 | 14 | 3 | 3 | 2 | 5 | 3 | 6 | 9.7 |
| Idaho State | 12/16 | 32 | 4-10 | .400 | 0-5 | .000 | 3-4 | .750 | 0 | 3 | 3 | 3 | 5 | 0 | 3 | 2 | 11 | 9.8 |
| at Missouri State | 12/20 | 19 | 3-5 | .600 | 0-1 | .000 | 0-0 | .000 | 0 | 3 | 3 | 1 | 0 | 0 | 3 | 4 | 6 | 9.5 |
| vs. Nevada | 12/21 | 28 | 2-5 | .400 | 1-3 | .333 | 3-4 | .750 | 1 | 8 | 9 | 1 | 3 | 0 | 4 | 2 | 8 | 9.4 |
| at TCU | 12/30 | 22 | 3-7 | .439 | 2-3 | .666 | 0-0 | .000 | 0 | 5 | 5 | 1 | 0 | 2 | 4 | 1 | 8 | 9.3 |
| Oklahoma | 1/3 | 23 | 2-13 | .154 | 2-10 | .200 | 0-0 | .000 | 0 | 0 | 0 | 0 | 0 | 1 | 1 | 1 | 6 | 9.1 |
| Iowa State | 1/6 | 22 | 4-6 | .667 | 1-2 | .500 | 0-0 | .000 | 0 | 2 | 2 | 2 | 1 | 1 | 4 | 1 | 9 | 9.1 |
| at Houston | 1/10 | 7 | 1-2 | .500 | 0-1 | .000 | 0-0 | .000 | 0 | 1 | 1 | 0 | 1 | 0 | 1 | 2 | 2 | 8.6 |
| Cincinnati | 1/13 | 35 | 5-9 | .556 | 0-3 | .000 | 1-2 | .500 | 2 | 8 | 10 | 2 | 3 | 1 | 3 | 3 | 11 | 8.8 |
| at Oklahoma State | 1/17 | 13 | 2-6 | .333 | 1-2 | .500 | 0-0 | .000 | 0 | 4 | 4 | 0 | 0 | 1 | 4 | 2 | 5 | 8.6 |
| Texas Tech | 1/20 | 26 | 3-7 | .429 | 0-2 | .000 | 0-0 | .000 | 0 | 4 | 4 | 1 | 3 | 0 | 3 | 0 | 6 | 8.5 |
| at Kansas State | 1/27 | 33 | 2-6 | .333 | 0-2 | .000 | 1-4 | .250 | 0 | 4 | 4 | 0 | 0 | 1 | 2 | 3 | 5 | 8.3 |
| at Kansas | 1/31 | 11 | 0-3 | .000 | 0-2 | .000 | 0-0 | .000 | 0 | 2 | 2 | 0 | 0 | 0 | 5 | 1 | 0 | 7.9 |
| West Virginia | 2/3 | 24 | 3-9 | .333 | 2-5 | .400 | 4-4 | 1.000 | 2 | 2 | 4 | 2 | 0 | 0 | 2 | 1 | 12 | 8.1 |
| Baylor | 2/7 | 17 | 6-8 | .750 | 2-4 | .500 | 0-0 | .000 | 1 | 4 | 5 | 0 | 0 | 1 | 3 | 0 | 14 | 8.3 |
| at Cincinnati | 2/10 | 21 | 1-4 | .250 | 1-2 | .500 | 0-0 | .000 | 0 | 5 | 5 | 0 | 1 | 0 | 4 | 2 | 3 | 8.1 |
| at UCF | 2/13 | 20 | 1-4 | .250 | 1-3 | .333 | 0-0 | .000 | 0 | 0 | 0 | 0 | 1 | 0 | 1 | 3 | 3 | 7.9 |
| Kansas | 2/17 | 19 | 4-10 | .400 | 0-3 | .000 | 2-2 | 1.000 | 3 | 3 | 6 | 2 | 0 | 1 | 4 | 3 | 10 | 8.0 |
| TCU | 2/21 | | | | | | | | | | | | | | | | | |
| at Iowa State | 2/25 | | | | | | | | | | | | | | | | | |
| Houston | 2/28 | | | | | | | | | | | | | | | | | |
| at Texas | 3/2 | | | | | | | | | | | | | | | | | |
| Big 12 1st Round | 3/7 | | | | | | | | | | | | | | | | | |
| Big 12 2nd Round | 3/8 | | | | | | | | | | | | | | | | | |
| Big 12 Quarterfinals | 3/9 | | | | | | | | | | | | | | | | | |
| Big 12 Semifinals | 3/11 | | | | | | | | | | | | | | | | | |
| Big 12 Championship | 3/12 | | | | | | | | | | | | | | | | | |

CAREER STATISTICS

| YEAR | GP-GS | MPG | FG-FGA | PCT | 3FG-A | PCT | FT-FTA | PCT | OFF-DEF-REB | R/GM | PF-D | A | A/GM | TO | BLK | B/GM | STL | S/GM | PTS | AVG |
|--------------|--------------|-------------|----------------|-------------|---------------|-------------|--------------|-------------|-------------------|------------|--------------|-----------|------------|------------|-----------|------------|-----------|------------|------------|------------|
| 2021-2022 | 23-0 | 9.6 | 43-87 | .494 | 8-32 | .250 | 13-16 | .813 | 20-33-53 | 2.3 | 37-1 | 13 | 0.6 | 21 | 17 | 0.7 | 5 | 0.2 | 107 | 4.7 |
| 2022-2023 | 33-28 | 21.0 | 86-185 | .465 | 22-62 | .355 | 33-37 | .892 | 27-100-127 | 3.8 | 94-4 | 48 | 1.5 | 81 | 34 | 1.0 | 13 | 0.4 | 227 | 6.9 |
| 2023-2024 | 27-13 | 21.8 | 83-178 | .466 | 20-74 | .270 | 30-46 | .652 | 19-97-116 | 4.3 | 83-2 | 29 | 1.1 | 49 | 36 | 1.3 | 15 | 0.6 | 216 | 8.0 |
| -- | -- | -- | -- | -- | -- | -- | -- | -- | -- | -- | -- | -- | -- | -- | -- | -- | -- | -- | -- | -- |
| TOTAL | 83-41 | 18.1 | 212-450 | .471 | 50-168 | .298 | 76-99 | .768 | 66-230-296 | 3.6 | 214-7 | 90 | 1.1 | 151 | 87 | 1.1 | 33 | 0.4 | 550 | 6.6 |

BIG 12 CAREER STATISTICS

| YEAR | GP-GS | MPG | FG-FGA | PCT | 3FG-A | PCT | FT-FTA | PCT | OFF-DEF-REB | R/GM | PF-D | A | A/GM | TO | BLK | B/GM | STL | S/GM | PTS | AVG |
|--------------|-------------|-------------|--------------|-------------|--------------|-------------|-------------|-------------|----------------|------------|-------------|-----------|------------|-----------|----------|------------|-----------|------------|-----------|------------|
| 2023-24 | 14-9 | 21.0 | 37-94 | .394 | 12-44 | .273 | 8-12 | .667 | 8-44-52 | 3.7 | 43-1 | 11 | 0.8 | 23 | 9 | 0.6 | 10 | 0.7 | 94 | 6.7 |
| TOTAL | 14-9 | 21.0 | 37-94 | .394 | 12-44 | .273 | 8-12 | .667 | 8-44-52 | 3.7 | 43-1 | 11 | 0.8 | 23 | 9 | 0.6 | 10 | 0.7 | 94 | 6.7 |



30

LAUREN DAVENPORT

JUNIOR | 5-11 | GUARD | IDAHO FALLS, IDAHO | BOSTON UNIVERSITY

2021-22 & 2022-23 (Boston University)

Appeared in 31 games, making 14 starts...Named the team's Most Improved Player after averaging 5.9 points in 19.9 minutes per game on 35.6 percent shooting, including 30.3 percent from three...Notched her first-career game in double digits with 12 points, seven rebounds, and five assists against Hartford (Nov. 19, 2022)...Drained two three-pointers for 10 points at Boston College (Dec. 4, 2022)...Recorded a career-high 16 points against American (Jan. 8, 2023)...Made five of six shots for 11 points at Army West Point (Jan. 15, 2023)...Scored 14 points in the Patriot League Quarterfinals against Loyola Maryland (March 6, 2023)...Registered 12 points and a team-high six boards in the Patriot League Championship game vs. Holy Cross (March 12, 2023)

High School

Idaho 5A Defensive Player of the Year (2021)...Idaho 5A First Team All-Conference (2019, 2020, 2021)...Owns six school records at Thunder Ridge High School...Played volleyball in high school...Also plays piano, loves surfing and traveling

Personal

Born in Idaho Falls, Idaho...Parents are David and Katie Davenport...Behavioral Health and Science major...Has two brothers and a sister (Cole, Connor and Paige)...Also recruited by Boise State, Gonzaga, Pepperdine, Utah and Wyoming



Instagram: [laur_davenport](#)

SEASON HIGHS

| | | |
|--------------|--------|----------------------------|
| Points: | 15 | at Houston (1/10/24) |
| Rebounds: | 7 | at Montana State (11/7/23) |
| Assists: | 4 | at UCF (2/13/24) |
| Steals: | 1 (x6) | West Virginia (2/3/24) |
| Blocks: | 2 (x4) | Cincinnati (1/13/24) |
| Field Goals: | 7 | at Houston (1/10/24) |
| 3-Pointers: | 3 (x3) | West Virginia (2/3/24) |
| Free Throws: | 4 | at Montana State (11/7/23) |
| Minutes: | 34 | Utah Valley (11/14/23) |

CAREER HIGHS

| | | |
|--------------|--------|------------------------------|
| Points: | 16 | vs. American (1/8/23) |
| Rebounds: | 8 | vs. Lehigh (1/28/23) |
| Assists: | 5 | vs. Hartford (11/19/22) |
| Steals: | 2 (x3) | at Holy Cross (3/1/23) |
| Blocks: | 2 (x8) | Cincinnati (1/13/24) |
| Field Goals: | 7 | at Houston (1/10/24) |
| 3-Pointers: | 4 | vs. Loyola Maryland (3/6/23) |
| Free Throws: | 5 | vs. Lehigh (1/28/23) |
| Minutes: | 34 | Utah Valley (11/14/23) |

PRODUCTION TRACKER

| | | |
|---------------------|------------------|-----------------|
| Had a double-double | 2023-24: 0 (0-0) | Career: 0 (0-0) |
| Scored 10+ points | 6 (3-3) | 14 (9-5) |
| Scored 20+ points | 0 (0-0) | 0 (0-0) |
| Led BYU in scoring | 2 (0-2) | 2 (0-2) |
| Led BYU in rebounds | 0 (0-0) | 0 (0-0) |
| Led BYU in assists | 0 (0-0) | 0 (0-0) |
| Led BYU in steals | 2 (1-1) | 2 (1-1) |
| Led BYU in blocks | 3 (1-2) | 3 (1-2) |
| Made 5+ FGs | 2 (0-2) | 7 (4-3) |
| Made 3+ 3-pt FGs | 3 (1-2) | 5 (2-3) |
| Made 5+ 3-pt FGs | 0 (0-0) | 0 (0-0) |
| Had 3+ assists | 2 (2-0) | 5 (5-0) |
| Had 2+ blocks | 4 (3-1) | 8 |
| Had 5+ rebounds | 3 (2-1) | 12 (8-4) |

2023-24 GAME-BY-GAME

| OPPONENT | DATE | MIN. | FG-FGA | PCT | 3FG-FGA | PCT | FT-FTA | PCT | OFF | DEF | REB | AST | BLK | STL | PF | TO | PTS | AVG |
|----------------------|-------|------|--------|------|---------|------|--------|-------|-----|-----|-----|-----|-----|-----|----|----|-----|--------------|
| at Montana State | 11/7 | 32 | 3-8 | .375 | 2-4 | .500 | 4-4 | 1.000 | 1 | 6 | 7 | 2 | 0 | 0 | 2 | 7 | 12 | 12.0 |
| Weber State | 11/10 | 24 | 1-3 | .333 | 1-3 | .333 | 0-0 | .000 | 0 | 2 | 2 | 0 | 1 | 0 | 3 | 3 | 3 | 7.5 |
| Utah Valley | 11/14 | 34 | 2-9 | .222 | 1-5 | .200 | 0-0 | .000 | 0 | 4 | 4 | 2 | 0 | 1 | 1 | 2 | 5 | 6.7 |
| vs. Wake Forest | 11/18 | 22 | 1-5 | .200 | 1-2 | .500 | 0-0 | .000 | 0 | 3 | 3 | 3 | 0 | 1 | 0 | 3 | 3 | 5.8 |
| vs. Saint Louis | 11/21 | 16 | 1-3 | .333 | 1-2 | .500 | 0-0 | .000 | 0 | 3 | 3 | 0 | 0 | 0 | 0 | 0 | 3 | 5.2 |
| LMU | 11/25 | 17 | 3-4 | .750 | 0-1 | .000 | 1-1 | 1.000 | 2 | 1 | 3 | 1 | 0 | 0 | 2 | 1 | 7 | 5.5 |
| at Wyoming | 11/28 | 13 | 0-2 | .000 | 0-0 | .000 | 0-0 | .000 | 0 | 3 | 3 | 0 | 0 | 0 | 0 | 1 | 0 | 4.7 |
| at Utah | 12/2 | 15 | 2-6 | .333 | 2-3 | .667 | 0-0 | .000 | 0 | 1 | 1 | 0 | 1 | 0 | 3 | 2 | 6 | 4.9 |
| Utah State | 12/5 | 23 | 1-3 | .333 | 1-3 | .333 | 0-0 | .000 | 1 | 2 | 3 | 0 | 0 | 0 | 2 | 1 | 3 | 4.7 |
| Boise State | 12/9 | 21 | 2-8 | .250 | 1-5 | .200 | 3-4 | .750 | 0 | 4 | 4 | 1 | 2 | 0 | 3 | 1 | 8 | 5.0 |
| Idaho State | 12/16 | 20 | 1-3 | .333 | 1-3 | .333 | 0-2 | .000 | 0 | 2 | 2 | 1 | 0 | 1 | 1 | 1 | 3 | 4.8 |
| at Missouri State | 12/20 | 21 | 4-6 | .667 | 3-4 | .750 | 1-3 | .333 | 0 | 3 | 3 | 1 | 0 | 0 | 3 | 3 | 12 | 5.4 |
| vs. Nevada | 12/21 | 33 | 4-9 | .444 | 2-5 | .400 | 0-0 | .000 | 2 | 3 | 5 | 3 | 2 | 0 | 1 | 5 | 10 | 5.8 |
| at TCU | 12/30 | 14 | 2-5 | .400 | 1-2 | .500 | 0-0 | .000 | 0 | 0 | 0 | 0 | 0 | 0 | 1 | 1 | 5 | 5.7 |
| Oklahoma | 1/3 | 21 | 3-13 | .231 | 1-4 | .250 | 0-0 | .000 | 1 | 5 | 5 | 2 | 1 | 0 | 1 | 3 | 7 | 5.8 |
| Iowa State | 1/6 | 20 | 1-5 | .200 | 0-3 | .000 | 0-0 | .000 | 0 | 4 | 4 | 1 | 0 | 0 | 1 | 1 | 2 | 5.6 |
| at Houston | 1/10 | 28 | 7-13 | .538 | 1-4 | .250 | 0-0 | .000 | 1 | 3 | 4 | 0 | 2 | 0 | 1 | 2 | 15 | 6.1 |
| Cincinnati | 1/13 | 20 | 4-8 | .500 | 3-4 | .750 | 0-0 | .000 | 0 | 0 | 0 | 1 | 2 | 1 | 3 | 1 | 11 | 6.4 |
| at Oklahoma State | 1/17 | 26 | 1-7 | .143 | 0-4 | .000 | 1-2 | .500 | 0 | 1 | 1 | 0 | 0 | 0 | 2 | 3 | 3 | 6.2 |
| Texas Tech | 1/20 | 17 | 1-5 | .200 | 1-2 | .500 | 0-0 | .000 | 0 | 3 | 3 | 2 | 0 | 0 | 2 | 2 | 3 | 6.6 |
| at Kansas State | 1/27 | | | | | | | | | | | | | | | | | DID NOT PLAY |
| at Kansas | 1/31 | 23 | 2-7 | .286 | 1-4 | .250 | 0-0 | .000 | 0 | 1 | 1 | 1 | 0 | 1 | 1 | 1 | 5 | 6.0 |
| West Virginia | 2/3 | 22 | 5-9 | .556 | 3-4 | .750 | 0-0 | .000 | 0 | 1 | 1 | 0 | 0 | 1 | 3 | 1 | 13 | 6.3 |
| Baylor | 2/7 | 20 | 2-6 | .333 | 1-3 | .333 | 0-0 | .000 | 0 | 1 | 1 | 1 | 1 | 0 | 0 | 3 | 5 | 6.3 |
| at Cincinnati | 2/10 | 22 | 2-8 | .250 | 2-5 | .400 | 0-0 | .000 | 0 | 1 | 1 | 1 | 1 | 0 | 1 | 0 | 6 | 6.3 |
| at UCF | 2/13 | 29 | 0-6 | .000 | 0-4 | .000 | 2-2 | 1.000 | 0 | 1 | 1 | 4 | 1 | 0 | 3 | 0 | 2 | 6.1 |
| Kansas | 2/17 | 20 | 1-6 | .167 | 1-3 | .333 | 0-0 | .000 | 0 | 0 | 0 | 0 | 0 | 0 | 1 | 1 | 3 | 6.0 |
| TCU | 2/21 | | | | | | | | | | | | | | | | | |
| at Iowa State | 2/25 | | | | | | | | | | | | | | | | | |
| Houston | 2/28 | | | | | | | | | | | | | | | | | |
| at Texas | 3/2 | | | | | | | | | | | | | | | | | |
| Big 12 1st Round | 3/7 | | | | | | | | | | | | | | | | | |
| Big 12 2nd Round | 3/8 | | | | | | | | | | | | | | | | | |
| Big 12 Quarterfinals | 3/9 | | | | | | | | | | | | | | | | | |
| Big 12 Semifinals | 3/11 | | | | | | | | | | | | | | | | | |
| Big 12 Championship | 3/12 | | | | | | | | | | | | | | | | | |

CAREER STATISTICS

| YEAR | GP-GS | MPG | FG-FGA | PCT | 3FG-A | PCT | FT-FTA | PCT | OFF-DEF-REB | R/GM | PF-D | A | A/GM | TO | BLK | B/GM | STL | S/GM | PTS | AVG |
|--------------|--------------|-------------|----------------|-------------|---------------|-------------|--------------|-------------|-------------------|------------|-------------|-----------|------------|-----------|-----------|------------|-----------|------------|------------|------------|
| 2021-2022* | 13-0 | 6.2 | 6-23 | .261 | 2-12 | .167 | 4-7 | .571 | 5-13-18 | 1.4 | 9-0 | 4 | 0.3 | 7 | 2 | 0.2 | 1 | 0.1 | 18 | 1.4 |
| 2022-2023* | 31-14 | 20.0 | 64-180 | .356 | 20-66 | .303 | 36-49 | .735 | 14-100-114 | 3.7 | 31-0 | 38 | 1.2 | 34 | 15 | 0.5 | 16 | 0.5 | 184 | 5.9 |
| 2023-2024 | 26-9 | 22.1 | 56-167 | .335 | 31-86 | .360 | 12-18 | .667 | 8-58-66 | 2.5 | 46-1 | 27 | 1.0 | 49 | 14 | 0.5 | 6 | 0.2 | 155 | 6.0 |
| -- | -- | -- | -- | -- | -- | -- | -- | -- | -- | -- | -- | -- | -- | -- | -- | -- | -- | -- | -- | -- |
| TOTAL | 70-23 | 18.2 | 126-370 | .341 | 53-164 | .323 | 52-74 | .703 | 27-171-198 | 2.8 | 86-1 | 69 | 1.0 | 90 | 31 | 0.4 | 23 | 0.3 | 357 | 5.1 |

*At Boston University

BIG 12 CAREER STATISTICS

| YEAR | GP-GS | MPG | FG-FGA | PCT | 3FG-A | PCT | FT-FTA | PCT | OFF-DEF-REB | R/GM | PF-D | A | A/GM | TO | BLK | B/GM | STL | S/GM | PTS | AVG |
|--------------|-------------|-------------|--------------|-------------|--------------|-------------|------------|-------------|----------------|------------|-------------|-----------|------------|-----------|----------|------------|----------|------------|-----------|------------|
| 2022-23 | 13-0 | 21.7 | 31-98 | .316 | 15-46 | .326 | 3-4 | .750 | 2-21-23 | 1.8 | 20-0 | 13 | 1.0 | 19 | 8 | 0.6 | 2 | 0.2 | 80 | 6.2 |
| TOTAL | 13-0 | 21.7 | 31-98 | .316 | 15-46 | .326 | 3-4 | .750 | 2-21-23 | 1.8 | 20-0 | 13 | 1.0 | 19 | 8 | 0.6 | 2 | 0.2 | 80 | 6.2 |



SEASON BOX SCORE

2023-24 BYU Women's Basketball
Combined Team Statistics
All games



Game Records

| Record | Overall | Home | Away | Neutral |
|----------------|---------|------|------|---------|
| ALL GAMES | 15-12 | 9-4 | 3-8 | 3-0 |
| CONFERENCE | 5-9 | 3-4 | 2-5 | 0-0 |
| NON-CONFERENCE | 10-3 | 6-0 | 1-3 | 3-0 |

Score by Periods

| Team | 1st | 2nd | 3rd | 4th | OT | TOT |
|-----------|-----|-----|-----|-----|----|------|
| BYU | 413 | 436 | 477 | 494 | 9 | 1829 |
| Opponents | 432 | 402 | 442 | 483 | 6 | 1765 |

Team Box Score

| No. | Player | Total | | | | | 3-Point | | F-Throw | | Rebounds | | | | Other | | | | | | | |
|------------------|----------------------|-----------|-------------|------|-----------------|-------------|----------------|-------------|----------------|-------------|------------|------------|-------------|-------------|------------|----------|------------|------------|------------|------------|-------------|-------------|
| | | GP-GS | MIN | AVG | FG-FGA | FG% | 3FG-3FGA | 3FG% | FT-FTA | FT% | OFF | DEF | TOT | AVG | PF | DQ | A | TO | BLK | STL | PTS | AVG |
| 12 | GUSTIN, Lauren | 27-27 | 987:24 | 36.6 | 205-389 | .527 | 1-9 | .111 | 50-115 | .435 | 136 | 281 | 417 | 15.4 | 75 | 2 | 50 | 83 | 8 | 13 | 461 | 17.1 |
| 10 | WOOLSTON, Kailey | 27-27 | 925:46 | 34.3 | 130-272 | .478 | 70-153 | .458 | 48-57 | .842 | 24 | 69 | 93 | 3.4 | 68 | 1 | 62 | 68 | 6 | 21 | 378 | 14.0 |
| 1 | WHITING, Amari | 27-27 | 844:29 | 31.3 | 94-229 | .410 | 25-75 | .333 | 72-114 | .632 | 19 | 117 | 136 | 5.0 | 77 | 1 | 105 | 79 | 7 | 41 | 285 | 10.6 |
| 3 | FALATEA, Nani | 3-1 | 63:51 | 21.3 | 7-21 | .333 | 2-6 | .333 | 10-10 | 1.000 | 2 | 8 | 10 | 3.3 | 2 | 0 | 14 | 4 | 1 | 2 | 26 | 8.7 |
| 25 | CALVERT, Emma | 27-13 | 587:25 | 21.8 | 83-178 | .466 | 20-74 | .270 | 30-46 | .652 | 19 | 97 | 116 | 4.3 | 83 | 2 | 29 | 49 | 36 | 15 | 216 | 8.0 |
| 11 | SMILER, Kaylee | 26-26 | 920:33 | 35.4 | 58-127 | .457 | 35-71 | .493 | 40-55 | .727 | 6 | 53 | 59 | 2.3 | 64 | 1 | 103 | 65 | 29 | 36 | 191 | 7.3 |
| 30 | DAVENPORT, Lauren | 26-9 | 574:53 | 22.1 | 56-167 | .335 | 31-86 | .360 | 12-18 | .667 | 8 | 58 | 66 | 2.5 | 46 | 1 | 27 | 49 | 14 | 6 | 155 | 6.0 |
| 24 | BUBAKAR, Rose | 27-5 | 363:59 | 13.5 | 28-77 | .364 | 6-32 | .188 | 20-27 | .741 | 14 | 37 | 51 | 1.9 | 29 | 0 | 33 | 34 | 3 | 14 | 82 | 3.0 |
| 21 | HAMSON, Heather | 12-0 | 34:51 | 2.9 | 5-8 | .625 | 0-0 | .000 | 3-5 | .600 | 2 | 4 | 6 | 0.5 | 3 | 0 | 1 | 5 | 1 | 1 | 13 | 1.1 |
| 4 | MATAVAO, Ali'a | 19-0 | 87:39 | 4.6 | 7-29 | .241 | 0-6 | .000 | 3-8 | .375 | 5 | 8 | 13 | 0.7 | 20 | 0 | 4 | 13 | 1 | 2 | 17 | 0.9 |
| 15 | WILLARDSON, McKinley | 5-0 | 07:04 | 1.4 | 1-1 | 1.000 | 0-0 | .000 | 1-2 | .500 | 1 | 0 | 1 | 0.2 | 1 | 0 | 1 | 1 | 0 | 0 | 3 | 0.6 |
| 20 | MATA, Marina | 11-0 | 26:33 | 2.4 | 0-2 | .000 | 0-1 | .000 | 2-2 | 1.000 | 0 | 2 | 2 | 0.2 | 4 | 0 | 0 | 4 | 0 | 0 | 2 | 0.2 |
| 2 | KREBS, Kylie | 1-0 | 00:33 | 0.5 | 0-0 | .000 | 0-0 | .000 | 0-0 | .000 | 0 | 0 | 0 | 0.0 | 0 | 0 | 0 | 0 | 0 | 0 | 0 | 0.0 |
| Team | | | | | | | | | | | 54 | 53 | 107 | | | | 14 | | | | | |
| Total | | 27 | 5425 | | 674-1500 | .449 | 190-513 | .370 | 291-459 | .634 | 290 | 787 | 1077 | 39.9 | 472 | 8 | 429 | 468 | 106 | 151 | 1829 | 67.7 |
| Opponents | | 27 | 5425 | | 626-1628 | .385 | 173-535 | .323 | 340-472 | .720 | 274 | 621 | 895 | 33.1 | 467 | 9 | 326 | 331 | 83 | 215 | 1765 | 65.4 |

Team Statistics

| | BYU | OPP |
|------------------------|-----------------|-----------------|
| Scoring | 1829 | 1765 |
| Points per game | 67.7 | 65.4 |
| Scoring margin | +2.4 | - |
| Field goals-att | 674-1500 | 626-1628 |
| Field goal pct | .449 | .385 |
| 3 point fg-att | 190-513 | 173-535 |
| 3-point FG pct | .370 | .323 |
| 3-pt FG made per game | 7.0 | 6.4 |
| Free throws-att | 291-459 | 340-472 |
| Free throw pct | .634 | .720 |
| F-Throws made per game | 10.8 | 12.6 |
| Rebounds | 1077 | 895 |
| Rebounds per game | 39.9 | 33.1 |
| Rebounding margin | +6.7 | - |
| Assists | 429 | 326 |
| Assists per game | 15.9 | 12.1 |
| Turnovers | 468 | 331 |
| Turnovers per game | 17.3 | 12.3 |
| Turnover margin | -5.1 | - |
| Assist/turnover ratio | 0.9 | 1.0 |
| Steals | 151 | 215 |
| Steals per game | 5.6 | 8.0 |
| Blocks | 106 | 83 |
| Blocks per game | 3.9 | 3.1 |
| Winning streak | 0 | - |
| Home win streak | 0 | - |
| Attendance | 27997 | 33758 |
| Home games-Avg/Game | 13-2154 | 11-3069 |
| Neutral site-Avg/Game | - | 3-684 |

Team Results

| Date | Opponent | | Score | Att. |
|------------|-----------------|-----|-------|------|
| 11/07/2023 | at Montana St. | W | 68-60 | 5017 |
| 11/10/2023 | Weber St. | W | 77-49 | 5705 |
| 11/14/2023 | Utah Valley | W | 59-44 | 1690 |
| 11/18/2023 | vs Wake Forest | W | 67-44 | 157 |
| 11/21/2023 | vs Saint Louis | W | 87-66 | 220 |
| 11/25/2023 | LMU (CA) | W | 74-58 | 1529 |
| 11/28/2023 | at Wyoming | L | 74-86 | 2442 |
| 12/02/2023 | at Utah | L | 68-87 | 6182 |
| 12/05/2023 | Utah St. | W | 72-66 | 1565 |
| 12/09/2023 | Boise St. | W | 65-50 | 2722 |
| 12/16/2023 | Idaho St. | Wot | 79-76 | 1911 |
| 12/20/2023 | at Missouri St. | L | 55-56 | 1619 |
| 12/21/2023 | vs Nevada | W | 72-59 | 1674 |
| 12/30/2023 | at TCU | L | 67-81 | 2572 |
| 01/03/2024 | Oklahoma | L | 63-75 | 1748 |
| 01/06/2024 | Iowa St. | L | 75-80 | 1872 |
| 01/10/2024 | at Houston | L | 69-79 | 805 |
| 01/13/2024 | Cincinnati | W | 68-58 | 1786 |
| 01/17/2024 | at Oklahoma St. | L | 50-82 | 2044 |
| 01/20/2024 | Texas Tech | W | 60-46 | 1873 |
| 01/27/2024 | at Kansas St. | L | 65-67 | 8180 |
| 01/31/2024 | at Kansas | L | 53-67 | 2964 |
| 02/03/2024 | West Virginia | L | 69-76 | 1754 |
| 02/07/2024 | Baylor | W | 78-66 | 1525 |
| 02/10/2024 | at Cincinnati | W | 69-57 | 1084 |
| 02/13/2024 | at UCF | W | 64-60 | 849 |
| 02/17/2024 | Kansas | L | 62-70 | 2317 |



CONFERENCE BOX SCORE



2023-24 BYU Women's Basketball
Combined Team Statistics
In Conference games

Game Records

| Record | Overall | Home | Away | Neutral |
|----------------|---------|------|------|---------|
| ALL GAMES | 5-9 | 3-4 | 2-5 | 0-0 |
| CONFERENCE | 5-9 | 3-4 | 2-5 | 0-0 |
| NON-CONFERENCE | 0-0 | 0-0 | 0-0 | 0-0 |

Score by Periods

| Team | 1st | 2nd | 3rd | 4th | OT | TOT |
|-----------|-----|-----|-----|-----|----|-----|
| BYU | 185 | 221 | 250 | 256 | 0 | 912 |
| Opponents | 233 | 217 | 249 | 265 | 0 | 964 |

Team Box Score

| No. | Player | Total | | | 3-Point | | F-Throw | | Rebounds | | | | PF DQ A TO BLK STL PTS AVG | | | | | | | | | |
|------------------|----------------------|-----------|-------------|------|----------------|-------------|---------------|-------------|----------------|-------------|------------|------------|----------------------------|-------------|------------|----------|------------|------------|-----------|------------|------------|-------------|
| | | GP-GS | MIN | AVG | FG-FGA | FG% | 3FG-3FGA | 3FG% | FT-FTA | FT% | OFF | DEF | TOT | AVG | PF | DQ | A | TO | BLK | STL | PTS | AVG |
| 12 | GUSTIN, Lauren | 14-14 | 523:12 | 37.4 | 110-220 | .500 | 1-5 | .200 | 20-41 | .488 | 75 | 140 | 215 | 15.4 | 40 | 1 | 20 | 32 | 5 | 7 | 241 | 17.2 |
| 10 | WOOLSTON, Kailey | 14-14 | 471:40 | 33.7 | 66-149 | .443 | 35-84 | .417 | 22-25 | .880 | 12 | 33 | 45 | 3.2 | 39 | 1 | 29 | 30 | 3 | 7 | 189 | 13.5 |
| 1 | WHITING, Amari | 14-14 | 462:10 | 33.0 | 47-112 | .420 | 14-41 | .341 | 32-55 | .582 | 8 | 59 | 67 | 4.8 | 43 | 1 | 59 | 45 | 4 | 18 | 140 | 10.0 |
| 11 | SMILER, Kaylee | 14-14 | 496:49 | 35.5 | 28-68 | .412 | 17-40 | .425 | 28-35 | .800 | 2 | 26 | 28 | 2.0 | 32 | 0 | 60 | 39 | 13 | 15 | 101 | 7.2 |
| 25 | CALVERT, Emma | 14-9 | 294:04 | 21.0 | 37-94 | .394 | 12-44 | .273 | 8-12 | .667 | 8 | 44 | 52 | 3.7 | 43 | 1 | 11 | 23 | 9 | 10 | 94 | 6.7 |
| 30 | DAVENPORT, Lauren | 13-0 | 282:20 | 21.7 | 31-98 | .316 | 15-46 | .326 | 3-4 | .750 | 2 | 21 | 23 | 1.8 | 20 | 0 | 13 | 19 | 8 | 3 | 80 | 6.2 |
| 24 | BUBAKAR, Rose | 14-5 | 227:29 | 16.2 | 21-49 | .429 | 5-16 | .313 | 11-16 | .688 | 5 | 23 | 28 | 2.0 | 21 | 0 | 26 | 21 | 3 | 7 | 58 | 4.1 |
| 4 | MATAVAO, Ali'a | 7-0 | 26:49 | 3.8 | 3-12 | .250 | 0-3 | .000 | 0-0 | .000 | 2 | 5 | 7 | 1.0 | 7 | 0 | 0 | 4 | 0 | 2 | 6 | 0.9 |
| 21 | HAMSON, Heather | 3-0 | 07:44 | 2.6 | 0-1 | .000 | 0-0 | .000 | 2-2 | 1.000 | 2 | 1 | 3 | 1.0 | 0 | 0 | 0 | 3 | 0 | 0 | 2 | 0.7 |
| 15 | WILLARDSON, McKinley | 2-0 | 02:24 | 1.2 | 0-0 | .000 | 0-0 | .000 | 1-2 | .500 | 0 | 0 | 0 | 0.0 | 1 | 0 | 0 | 0 | 0 | 0 | 1 | 0.5 |
| 20 | MATA, Marina | 3-0 | 05:19 | 1.8 | 0-0 | .000 | 0-0 | .000 | 0-0 | .000 | 0 | 1 | 1 | 0.3 | 0 | 0 | 0 | 0 | 0 | 0 | 0 | 0.0 |
| Team | | | | | | | | | | | 32 | 30 | 62 | | | | | 8 | | | | |
| Total | | 14 | 2800 | | 343-803 | .427 | 99-279 | .355 | 127-192 | .661 | 148 | 383 | 531 | 37.9 | 246 | 4 | 218 | 224 | 45 | 69 | 912 | 65.1 |
| Opponents | | 14 | 2800 | | 336-843 | .399 | 94-279 | .337 | 198-266 | .744 | 154 | 346 | 500 | 35.7 | 218 | 3 | 179 | 166 | 45 | 108 | 964 | 68.9 |

Team Statistics


| | BYU | OPP |
|------------------------|----------------|----------------|
| Scoring | 912 | 964 |
| Points per game | 65.1 | 68.9 |
| Scoring margin | -3.7 | - |
| Field goals-att | 343-803 | 336-843 |
| Field goal pct | .427 | .399 |
| 3 point fg-att | 99-279 | 94-279 |
| 3-point FG pct | .355 | .337 |
| 3-pt FG made per game | 7.1 | 6.7 |
| Free throws-att | 127-192 | 198-266 |
| Free throw pct | .661 | .744 |
| F-Throws made per game | 9.1 | 14.1 |
| Rebounds | 531 | 500 |
| Rebounds per game | 37.9 | 35.7 |
| Rebounding margin | +2.2 | - |
| Assists | 218 | 179 |
| Assists per game | 15.6 | 12.8 |
| Turnovers | 224 | 166 |
| Turnovers per game | 16.0 | 11.9 |
| Turnover margin | -4.1 | - |
| Assist/turnover ratio | 1.0 | 1.1 |
| Steals | 69 | 108 |
| Steals per game | 4.9 | 7.7 |
| Blocks | 45 | 45 |
| Blocks per game | 3.2 | 3.2 |
| Winning streak | 0 | - |
| Home win streak | 0 | - |
| Attendance | 12875 | 18498 |
| Home games-Avg/Game | 7-1839 | 7-2643 |
| Neutral site-Avg/Game | - | 0-0 |


Team Results

| Date | Opponent | Score | Att. |
|------------|-----------------|---------|------|
| 12/30/2023 | at TCU | L 67-81 | 2572 |
| 01/03/2024 | Oklahoma | L 63-75 | 1748 |
| 01/06/2024 | Iowa St. | L 75-80 | 1872 |
| 01/10/2024 | at Houston | L 69-79 | 805 |
| 01/13/2024 | Cincinnati | W 68-58 | 1786 |
| 01/17/2024 | at Oklahoma St. | L 50-82 | 2044 |
| 01/20/2024 | Texas Tech | W 60-46 | 1873 |
| 01/27/2024 | at Kansas St. | L 65-67 | 8180 |
| 01/31/2024 | at Kansas | L 53-67 | 2964 |
| 02/03/2024 | West Virginia | L 69-76 | 1754 |
| 02/07/2024 | Baylor | W 78-66 | 1525 |
| 02/10/2024 | at Cincinnati | W 69-57 | 1084 |
| 02/13/2024 | at UCF | W 64-60 | 849 |
| 02/17/2024 | Kansas | L 62-70 | 2317 |




GAME 1: AT MONTANA STATE (W, 68-60)


| BYU - 68 | | Record: 1-0 | | | | | | | | | | | | | | | | | | | | | | | | | | | | | | | | | | | | | | | | | | | | | | | | | | | | | | | | | | | | | | | | | | | | | | | | | | | | | | | | | | | | | | | | | | | | | | | | | | | | | | | | | | | | | | | | | | | | | | | | | | | | | | | | | | | | | | | | | | | | | | | | | | | | | | | | | | | | | | | | | | | | | | | | | | | | | | | | | | | | | | | | | | | | | | | | | | | | | | | | | | | | | | | | | | | |
|---|-------|---|------|-------|-----------|----------|----------|-------|----|----|--------|-----|--------|-----|----|--|-----|-----|-----|-----------|----|----|--|--|--|-------|--|------------------|---|-------|------|-----|-----|--------|---|---|---|---|---|---|---|---|---|-----------------|---|-------|-----|-----|------|-------|---|---|----|---|---|---|---|---|----|-------------------|---|-------|------|-----|-----|-------|---|---|----|---|---|---|---|---|----|------------------|---|-------|-----|-----|-----|-------|---|---|----|---|---|---|---|---|---|---------------------|---|-------|-----|-----|-----|-------|---|---|----|---|---|---|---|---|---|-----------------|-------|-----|-----|-----|-------|---|---|---|---|---|---|---|---|---|---|-----------------|-------|-----|-----|-----|-------|---|---|---|---|---|---|---|---|---|---|-------------------|-------|-----|-----|-----|-------|---|---|---|---|---|---|---|---|---|----|-----------------|-------|-----|-----|-----|-------|---|---|---|---|---|---|---|---|---|---|-------------|--|--|--|--|-------|--|--|--|---|---|--|--|--|--|--|---------------|--|-------|------|-------|---------|----------|----|----|----|---|---|---|--|--|--|--|--|--|--|--|--|--|--|--|--|
|  Official Basketball Box Score - Final BYU at Montana St. 11/07/23 Brock Breiden Fieldhouse, Bozeman, Mont. 2023-24 Women's Basketball | | Game Time: 11:00 AM Game Duration: 1:55 Attendance: 5,017 Officials: Darren Kozesnik, Karen Lasuk, Alicia Iwakki | | | | | | | | | | | | | | | | | | | | | | | | | | | | | | | | | | | | | | | | | | | | | | | | | | | | | | | | | | | | | | | | | | | | | | | | | | | | | | | | | | | | | | | | | | | | | | | | | | | | | | | | | | | | | | | | | | | | | | | | | | | | | | | | | | | | | | | | | | | | | | | | | | | | | | | | | | | | | | | | | | | | | | | | | | | | | | | | | | | | | | | | | | | | | | | | | | | | | | | | | | | | | | | | | | | |
| <table border="1"> <thead> <tr> <th>NO. Name</th> <th>Min</th> <th>FG</th> <th>3P</th> <th>FT</th> <th>Rebounds</th> <th>Fouls</th> <th>TP</th> <th>AS</th> <th>TO</th> <th>ST</th> <th>Blocks</th> <th>+/-</th> </tr> <tr> <th></th> <th></th> <th>M/A</th> <th>M/A</th> <th>M/A</th> <th>OR DR TOT</th> <th>PF</th> <th>FD</th> <th></th> <th></th> <th></th> <th>BS BA</th> <th></th> </tr> </thead> <tbody> <tr><td>12 Lauren Gustin</td><td>F</td><td>35:36</td><td>3-10</td><td>0-0</td><td>3-6</td><td>4 7 11</td><td>4</td><td>6</td><td>9</td><td>0</td><td>2</td><td>1</td><td>0</td><td>3</td><td>3</td></tr> <tr><td>1 Amari Whiting</td><td>G</td><td>29:29</td><td>5-9</td><td>0-2</td><td>8-11</td><td>0 7 7</td><td>2</td><td>7</td><td>18</td><td>5</td><td>7</td><td>3</td><td>0</td><td>1</td><td>-9</td></tr> <tr><td>10 Kaley Woolston</td><td>G</td><td>38:27</td><td>5-11</td><td>3-9</td><td>0-0</td><td>1 2 3</td><td>3</td><td>1</td><td>13</td><td>1</td><td>2</td><td>1</td><td>1</td><td>0</td><td>11</td></tr> <tr><td>11 Kaylee Smiler</td><td>G</td><td>38:54</td><td>4-6</td><td>3-3</td><td>3-4</td><td>0 3 3</td><td>3</td><td>3</td><td>14</td><td>0</td><td>0</td><td>4</td><td>0</td><td>0</td><td>8</td></tr> <tr><td>30 Lauren Davenport</td><td>G</td><td>32:29</td><td>3-8</td><td>2-4</td><td>4-4</td><td>1 6 7</td><td>2</td><td>3</td><td>12</td><td>2</td><td>7</td><td>0</td><td>0</td><td>0</td><td>4</td></tr> <tr><td>25 Emma Calvert</td><td>13:26</td><td>0-1</td><td>0-1</td><td>0-2</td><td>0 3 3</td><td>1</td><td>2</td><td>0</td><td>2</td><td>0</td><td>0</td><td>0</td><td>0</td><td>0</td><td>3</td></tr> <tr><td>24 Rose Bubakar</td><td>11:24</td><td>1-4</td><td>0-2</td><td>0-1</td><td>0 3 3</td><td>1</td><td>1</td><td>2</td><td>0</td><td>1</td><td>1</td><td>0</td><td>0</td><td>0</td><td>3</td></tr> <tr><td>21 Heather Hamson</td><td>00:14</td><td>0-0</td><td>0-0</td><td>0-0</td><td>0 0 0</td><td>0</td><td>0</td><td>0</td><td>0</td><td>0</td><td>0</td><td>0</td><td>0</td><td>0</td><td>-1</td></tr> <tr><td>4 Alfa Mataavao</td><td>00:01</td><td>0-0</td><td>0-0</td><td>0-0</td><td>0 0 0</td><td>0</td><td>0</td><td>0</td><td>0</td><td>0</td><td>0</td><td>0</td><td>0</td><td>0</td><td>0</td></tr> <tr><td>Team</td><td></td><td></td><td></td><td></td><td>2 4 6</td><td></td><td></td><td></td><td>0</td><td>3</td><td></td><td></td><td></td><td></td><td></td></tr> <tr><td>Totals</td><td></td><td>21-49</td><td>8-21</td><td>18-28</td><td>8 35 43</td><td>18 23 68</td><td>10</td><td>22</td><td>10</td><td>2</td><td>4</td><td>8</td><td></td><td></td><td></td></tr> </tbody> </table> | | NO. Name | Min | FG | 3P | FT | Rebounds | Fouls | TP | AS | TO | ST | Blocks | +/- | | | M/A | M/A | M/A | OR DR TOT | PF | FD | | | | BS BA | | 12 Lauren Gustin | F | 35:36 | 3-10 | 0-0 | 3-6 | 4 7 11 | 4 | 6 | 9 | 0 | 2 | 1 | 0 | 3 | 3 | 1 Amari Whiting | G | 29:29 | 5-9 | 0-2 | 8-11 | 0 7 7 | 2 | 7 | 18 | 5 | 7 | 3 | 0 | 1 | -9 | 10 Kaley Woolston | G | 38:27 | 5-11 | 3-9 | 0-0 | 1 2 3 | 3 | 1 | 13 | 1 | 2 | 1 | 1 | 0 | 11 | 11 Kaylee Smiler | G | 38:54 | 4-6 | 3-3 | 3-4 | 0 3 3 | 3 | 3 | 14 | 0 | 0 | 4 | 0 | 0 | 8 | 30 Lauren Davenport | G | 32:29 | 3-8 | 2-4 | 4-4 | 1 6 7 | 2 | 3 | 12 | 2 | 7 | 0 | 0 | 0 | 4 | 25 Emma Calvert | 13:26 | 0-1 | 0-1 | 0-2 | 0 3 3 | 1 | 2 | 0 | 2 | 0 | 0 | 0 | 0 | 0 | 3 | 24 Rose Bubakar | 11:24 | 1-4 | 0-2 | 0-1 | 0 3 3 | 1 | 1 | 2 | 0 | 1 | 1 | 0 | 0 | 0 | 3 | 21 Heather Hamson | 00:14 | 0-0 | 0-0 | 0-0 | 0 0 0 | 0 | 0 | 0 | 0 | 0 | 0 | 0 | 0 | 0 | -1 | 4 Alfa Mataavao | 00:01 | 0-0 | 0-0 | 0-0 | 0 0 0 | 0 | 0 | 0 | 0 | 0 | 0 | 0 | 0 | 0 | 0 | Team | | | | | 2 4 6 | | | | 0 | 3 | | | | | | Totals | | 21-49 | 8-21 | 18-28 | 8 35 43 | 18 23 68 | 10 | 22 | 10 | 2 | 4 | 8 | | | | Shooting By Period 1 st FG% 3-12 25.0% 3PT% 1-6 16.7% FT% 1-6 16.7% 2 nd FG% 4-11 36.4% 3PT% 3-5 50.0% FT% 6-9 75% 3 rd FG% 9-16 56.3% 3PT% 4-6 66.7% FT% 2-3 66.7% 4 th FG% 5-10 50.0% 3PT% 0-3 0.0% FT% 9-11 81.8% GM FG% 21-49 42.9% 3PT% 8-21 38.1% FT% 18-28 64.3% Technical Fouls: NONE Dead Ball Rebounds: 3/0 | | | | | | | | | |
| NO. Name | Min | FG | 3P | FT | Rebounds | Fouls | TP | AS | TO | ST | Blocks | +/- | | | | | | | | | | | | | | | | | | | | | | | | | | | | | | | | | | | | | | | | | | | | | | | | | | | | | | | | | | | | | | | | | | | | | | | | | | | | | | | | | | | | | | | | | | | | | | | | | | | | | | | | | | | | | | | | | | | | | | | | | | | | | | | | | | | | | | | | | | | | | | | | | | | | | | | | | | | | | | | | | | | | | | | | | | | | | | | | | | | | | | | | | | | | | | | | | | | | | | | | | |
| | | M/A | M/A | M/A | OR DR TOT | PF | FD | | | | BS BA | | | | | | | | | | | | | | | | | | | | | | | | | | | | | | | | | | | | | | | | | | | | | | | | | | | | | | | | | | | | | | | | | | | | | | | | | | | | | | | | | | | | | | | | | | | | | | | | | | | | | | | | | | | | | | | | | | | | | | | | | | | | | | | | | | | | | | | | | | | | | | | | | | | | | | | | | | | | | | | | | | | | | | | | | | | | | | | | | | | | | | | | | | | | | | | | | | | | | | | | | | |
| 12 Lauren Gustin | F | 35:36 | 3-10 | 0-0 | 3-6 | 4 7 11 | 4 | 6 | 9 | 0 | 2 | 1 | 0 | 3 | 3 | | | | | | | | | | | | | | | | | | | | | | | | | | | | | | | | | | | | | | | | | | | | | | | | | | | | | | | | | | | | | | | | | | | | | | | | | | | | | | | | | | | | | | | | | | | | | | | | | | | | | | | | | | | | | | | | | | | | | | | | | | | | | | | | | | | | | | | | | | | | | | | | | | | | | | | | | | | | | | | | | | | | | | | | | | | | | | | | | | | | | | | | | | | | | | | | | | | | | | |
| 1 Amari Whiting | G | 29:29 | 5-9 | 0-2 | 8-11 | 0 7 7 | 2 | 7 | 18 | 5 | 7 | 3 | 0 | 1 | -9 | | | | | | | | | | | | | | | | | | | | | | | | | | | | | | | | | | | | | | | | | | | | | | | | | | | | | | | | | | | | | | | | | | | | | | | | | | | | | | | | | | | | | | | | | | | | | | | | | | | | | | | | | | | | | | | | | | | | | | | | | | | | | | | | | | | | | | | | | | | | | | | | | | | | | | | | | | | | | | | | | | | | | | | | | | | | | | | | | | | | | | | | | | | | | | | | | | | | | | |
| 10 Kaley Woolston | G | 38:27 | 5-11 | 3-9 | 0-0 | 1 2 3 | 3 | 1 | 13 | 1 | 2 | 1 | 1 | 0 | 11 | | | | | | | | | | | | | | | | | | | | | | | | | | | | | | | | | | | | | | | | | | | | | | | | | | | | | | | | | | | | | | | | | | | | | | | | | | | | | | | | | | | | | | | | | | | | | | | | | | | | | | | | | | | | | | | | | | | | | | | | | | | | | | | | | | | | | | | | | | | | | | | | | | | | | | | | | | | | | | | | | | | | | | | | | | | | | | | | | | | | | | | | | | | | | | | | | | | | | | |
| 11 Kaylee Smiler | G | 38:54 | 4-6 | 3-3 | 3-4 | 0 3 3 | 3 | 3 | 14 | 0 | 0 | 4 | 0 | 0 | 8 | | | | | | | | | | | | | | | | | | | | | | | | | | | | | | | | | | | | | | | | | | | | | | | | | | | | | | | | | | | | | | | | | | | | | | | | | | | | | | | | | | | | | | | | | | | | | | | | | | | | | | | | | | | | | | | | | | | | | | | | | | | | | | | | | | | | | | | | | | | | | | | | | | | | | | | | | | | | | | | | | | | | | | | | | | | | | | | | | | | | | | | | | | | | | | | | | | | | | | |
| 30 Lauren Davenport | G | 32:29 | 3-8 | 2-4 | 4-4 | 1 6 7 | 2 | 3 | 12 | 2 | 7 | 0 | 0 | 0 | 4 | | | | | | | | | | | | | | | | | | | | | | | | | | | | | | | | | | | | | | | | | | | | | | | | | | | | | | | | | | | | | | | | | | | | | | | | | | | | | | | | | | | | | | | | | | | | | | | | | | | | | | | | | | | | | | | | | | | | | | | | | | | | | | | | | | | | | | | | | | | | | | | | | | | | | | | | | | | | | | | | | | | | | | | | | | | | | | | | | | | | | | | | | | | | | | | | | | | | | | |
| 25 Emma Calvert | 13:26 | 0-1 | 0-1 | 0-2 | 0 3 3 | 1 | 2 | 0 | 2 | 0 | 0 | 0 | 0 | 0 | 3 | | | | | | | | | | | | | | | | | | | | | | | | | | | | | | | | | | | | | | | | | | | | | | | | | | | | | | | | | | | | | | | | | | | | | | | | | | | | | | | | | | | | | | | | | | | | | | | | | | | | | | | | | | | | | | | | | | | | | | | | | | | | | | | | | | | | | | | | | | | | | | | | | | | | | | | | | | | | | | | | | | | | | | | | | | | | | | | | | | | | | | | | | | | | | | | | | | | | | | |
| 24 Rose Bubakar | 11:24 | 1-4 | 0-2 | 0-1 | 0 3 3 | 1 | 1 | 2 | 0 | 1 | 1 | 0 | 0 | 0 | 3 | | | | | | | | | | | | | | | | | | | | | | | | | | | | | | | | | | | | | | | | | | | | | | | | | | | | | | | | | | | | | | | | | | | | | | | | | | | | | | | | | | | | | | | | | | | | | | | | | | | | | | | | | | | | | | | | | | | | | | | | | | | | | | | | | | | | | | | | | | | | | | | | | | | | | | | | | | | | | | | | | | | | | | | | | | | | | | | | | | | | | | | | | | | | | | | | | | | | | | |
| 21 Heather Hamson | 00:14 | 0-0 | 0-0 | 0-0 | 0 0 0 | 0 | 0 | 0 | 0 | 0 | 0 | 0 | 0 | 0 | -1 | | | | | | | | | | | | | | | | | | | | | | | | | | | | | | | | | | | | | | | | | | | | | | | | | | | | | | | | | | | | | | | | | | | | | | | | | | | | | | | | | | | | | | | | | | | | | | | | | | | | | | | | | | | | | | | | | | | | | | | | | | | | | | | | | | | | | | | | | | | | | | | | | | | | | | | | | | | | | | | | | | | | | | | | | | | | | | | | | | | | | | | | | | | | | | | | | | | | | | |
| 4 Alfa Mataavao | 00:01 | 0-0 | 0-0 | 0-0 | 0 0 0 | 0 | 0 | 0 | 0 | 0 | 0 | 0 | 0 | 0 | 0 | | | | | | | | | | | | | | | | | | | | | | | | | | | | | | | | | | | | | | | | | | | | | | | | | | | | | | | | | | | | | | | | | | | | | | | | | | | | | | | | | | | | | | | | | | | | | | | | | | | | | | | | | | | | | | | | | | | | | | | | | | | | | | | | | | | | | | | | | | | | | | | | | | | | | | | | | | | | | | | | | | | | | | | | | | | | | | | | | | | | | | | | | | | | | | | | | | | | | | |
| Team | | | | | 2 4 6 | | | | 0 | 3 | | | | | | | | | | | | | | | | | | | | | | | | | | | | | | | | | | | | | | | | | | | | | | | | | | | | | | | | | | | | | | | | | | | | | | | | | | | | | | | | | | | | | | | | | | | | | | | | | | | | | | | | | | | | | | | | | | | | | | | | | | | | | | | | | | | | | | | | | | | | | | | | | | | | | | | | | | | | | | | | | | | | | | | | | | | | | | | | | | | | | | | | | | | | | | | | | | | | | | | | | | | |
| Totals | | 21-49 | 8-21 | 18-28 | 8 35 43 | 18 23 68 | 10 | 22 | 10 | 2 | 4 | 8 | | | | | | | | | | | | | | | | | | | | | | | | | | | | | | | | | | | | | | | | | | | | | | | | | | | | | | | | | | | | | | | | | | | | | | | | | | | | | | | | | | | | | | | | | | | | | | | | | | | | | | | | | | | | | | | | | | | | | | | | | | | | | | | | | | | | | | | | | | | | | | | | | | | | | | | | | | | | | | | | | | | | | | | | | | | | | | | | | | | | | | | | | | | | | | | | | | | | | | | | | |

| Montana St. - 60 | | Record: 0-1 | | | | | | | | | | | | | | | | | | | | | | | | | | | | | | | | | | | | | | | | | | | | | | | | | | | | | | | | | | | | | | | | | | | | | | | | | | | | | | | | | | | | | | | | | | | | | | | | | | | | | | | | | | | | | | | | | | | | | | | | | | | | | | | | | | | | | | | | | | | | | | | | | | | | | | | | | | | | | | | | | | | | | | | | | | | | | | | | | | | | | | | | | | | | | | | | | | | | | | | | | | | | | | | | | | | | | | | | | | | | | | | | | | | |
|---|-------|---|------|-------|-----------|----------|----------|-------|----|----|--------|-----|--------|-----|-----|--|-----|-----|-----|-----------|----|----|--|--|--|-------|--|---------------------|---|-------|-----|-----|-----|-------|---|---|----|---|---|---|---|---|-----|---------------|---|-------|-----|-----|-----|-------|---|---|---|---|---|---|---|---|-----|------------------|---|-------|-----|-----|-----|-------|---|---|---|---|---|---|---|---|---|----------------|---|-------|-----|-----|-----|-------|---|---|----|---|---|---|---|---|-----|------------------|---|-------|-----|-----|-----|-------|---|---|---|---|---|---|---|---|-----|-------------------|-------|-----|-----|-----|-------|---|---|---|---|---|---|---|---|---|---|------------------|-------|------|-----|-----|-------|---|---|----|---|---|---|---|---|---|--|--------------|-------|-----|-----|-----|-------|---|---|---|---|---|---|---|---|---|--|-----------------|-------|-----|-----|-----|-------|---|---|---|---|---|---|---|---|---|---|-------------------|-------|-----|-----|-----|-------|---|---|---|---|---|---|---|---|---|----|-------------|--|--|--|--|-------|--|--|--|---|---|--|--|--|--|--|---------------|--|-------|------|-------|---------|----------|----|----|----|---|---|----|--|--|--|--|--|--|--|--|--|--|--|--|--|
|  Official Basketball Box Score - Final BYU at Montana St. 11/07/23 Brock Breiden Fieldhouse, Bozeman, Mont. 2023-24 Women's Basketball | | Game Time: 11:00 AM Game Duration: 1:55 Attendance: 5,017 Officials: Darren Kozesnik, Karen Lasuk, Alicia Iwakki | | | | | | | | | | | | | | | | | | | | | | | | | | | | | | | | | | | | | | | | | | | | | | | | | | | | | | | | | | | | | | | | | | | | | | | | | | | | | | | | | | | | | | | | | | | | | | | | | | | | | | | | | | | | | | | | | | | | | | | | | | | | | | | | | | | | | | | | | | | | | | | | | | | | | | | | | | | | | | | | | | | | | | | | | | | | | | | | | | | | | | | | | | | | | | | | | | | | | | | | | | | | | | | | | | | | | | | | | | | | | | | | | | | |
| <table border="1"> <thead> <tr> <th>NO. Name</th> <th>Min</th> <th>FG</th> <th>3P</th> <th>FT</th> <th>Rebounds</th> <th>Fouls</th> <th>TP</th> <th>AS</th> <th>TO</th> <th>ST</th> <th>Blocks</th> <th>+/-</th> </tr> <tr> <th></th> <th></th> <th>M/A</th> <th>M/A</th> <th>M/A</th> <th>OR DR TOT</th> <th>PF</th> <th>FD</th> <th></th> <th></th> <th></th> <th>BS BA</th> <th></th> </tr> </thead> <tbody> <tr><td>11 Katelynn Limardo</td><td>F</td><td>25:18</td><td>2-7</td><td>1-3</td><td>5-6</td><td>2 4 6</td><td>4</td><td>5</td><td>10</td><td>1</td><td>2</td><td>0</td><td>0</td><td>0</td><td>-11</td></tr> <tr><td>21 Lexi Deden</td><td>F</td><td>25:06</td><td>1-8</td><td>0-0</td><td>5-6</td><td>0 8 8</td><td>2</td><td>5</td><td>7</td><td>0</td><td>3</td><td>1</td><td>2</td><td>0</td><td>-15</td></tr> <tr><td>32 Marah Dykstra</td><td>F</td><td>24:07</td><td>2-9</td><td>0-2</td><td>2-5</td><td>2 3 5</td><td>4</td><td>3</td><td>6</td><td>4</td><td>1</td><td>0</td><td>1</td><td>0</td><td>0</td></tr> <tr><td>0 Madison Hall</td><td>G</td><td>26:17</td><td>5-9</td><td>2-4</td><td>0-2</td><td>0 2 2</td><td>3</td><td>2</td><td>12</td><td>2</td><td>0</td><td>3</td><td>0</td><td>0</td><td>-16</td></tr> <tr><td>2 Natalie Picton</td><td>G</td><td>33:16</td><td>0-4</td><td>0-1</td><td>2-2</td><td>1 0 1</td><td>3</td><td>2</td><td>2</td><td>3</td><td>0</td><td>5</td><td>0</td><td>1</td><td>-12</td></tr> <tr><td>24 Taylor Janssen</td><td>21:06</td><td>1-6</td><td>1-4</td><td>0-0</td><td>0 5 5</td><td>3</td><td>3</td><td>2</td><td>0</td><td>1</td><td>0</td><td>0</td><td>0</td><td>0</td><td>3</td></tr> <tr><td>15 Isobel Buryan</td><td>24:13</td><td>7-12</td><td>1-3</td><td>0-0</td><td>1 0 1</td><td>1</td><td>1</td><td>15</td><td>2</td><td>3</td><td>0</td><td>0</td><td>2</td><td>2</td><td></td></tr> <tr><td>1 Malea Egan</td><td>11:43</td><td>2-3</td><td>1-1</td><td>0-0</td><td>1 3 4</td><td>3</td><td>0</td><td>5</td><td>3</td><td>0</td><td>0</td><td>0</td><td>0</td><td>5</td><td></td></tr> <tr><td>20 Brooke Berry</td><td>06:01</td><td>0-3</td><td>0-1</td><td>0-0</td><td>0 0 0</td><td>0</td><td>0</td><td>0</td><td>0</td><td>0</td><td>0</td><td>0</td><td>0</td><td>0</td><td>0</td></tr> <tr><td>13 Drea Grumfield</td><td>02:53</td><td>0-0</td><td>0-0</td><td>0-0</td><td>0 1 1</td><td>0</td><td>0</td><td>0</td><td>0</td><td>0</td><td>0</td><td>0</td><td>0</td><td>0</td><td>-1</td></tr> <tr><td>Team</td><td></td><td></td><td></td><td></td><td>2 1 3</td><td></td><td></td><td></td><td>0</td><td>0</td><td></td><td></td><td></td><td></td><td></td></tr> <tr><td>Totals</td><td></td><td>20-61</td><td>6-19</td><td>14-21</td><td>9 27 36</td><td>23 18 60</td><td>14</td><td>12</td><td>13</td><td>4</td><td>2</td><td>-8</td><td></td><td></td><td></td></tr> </tbody> </table> | | NO. Name | Min | FG | 3P | FT | Rebounds | Fouls | TP | AS | TO | ST | Blocks | +/- | | | M/A | M/A | M/A | OR DR TOT | PF | FD | | | | BS BA | | 11 Katelynn Limardo | F | 25:18 | 2-7 | 1-3 | 5-6 | 2 4 6 | 4 | 5 | 10 | 1 | 2 | 0 | 0 | 0 | -11 | 21 Lexi Deden | F | 25:06 | 1-8 | 0-0 | 5-6 | 0 8 8 | 2 | 5 | 7 | 0 | 3 | 1 | 2 | 0 | -15 | 32 Marah Dykstra | F | 24:07 | 2-9 | 0-2 | 2-5 | 2 3 5 | 4 | 3 | 6 | 4 | 1 | 0 | 1 | 0 | 0 | 0 Madison Hall | G | 26:17 | 5-9 | 2-4 | 0-2 | 0 2 2 | 3 | 2 | 12 | 2 | 0 | 3 | 0 | 0 | -16 | 2 Natalie Picton | G | 33:16 | 0-4 | 0-1 | 2-2 | 1 0 1 | 3 | 2 | 2 | 3 | 0 | 5 | 0 | 1 | -12 | 24 Taylor Janssen | 21:06 | 1-6 | 1-4 | 0-0 | 0 5 5 | 3 | 3 | 2 | 0 | 1 | 0 | 0 | 0 | 0 | 3 | 15 Isobel Buryan | 24:13 | 7-12 | 1-3 | 0-0 | 1 0 1 | 1 | 1 | 15 | 2 | 3 | 0 | 0 | 2 | 2 | | 1 Malea Egan | 11:43 | 2-3 | 1-1 | 0-0 | 1 3 4 | 3 | 0 | 5 | 3 | 0 | 0 | 0 | 0 | 5 | | 20 Brooke Berry | 06:01 | 0-3 | 0-1 | 0-0 | 0 0 0 | 0 | 0 | 0 | 0 | 0 | 0 | 0 | 0 | 0 | 0 | 13 Drea Grumfield | 02:53 | 0-0 | 0-0 | 0-0 | 0 1 1 | 0 | 0 | 0 | 0 | 0 | 0 | 0 | 0 | 0 | -1 | Team | | | | | 2 1 3 | | | | 0 | 0 | | | | | | Totals | | 20-61 | 6-19 | 14-21 | 9 27 36 | 23 18 60 | 14 | 12 | 13 | 4 | 2 | -8 | | | | Shooting By Period 1 st FG% 5-16 31.3% 3PT% 1-3 33.3% FT% 8-10 80% 2 nd FG% 4-11 36.4% 3PT% 3-5 60.0% FT% 2-2 100% 3 rd FG% 8-18 44.4% 3PT% 2-6 33.3% FT% 0-0 0% 4 th FG% 3-16 18.8% 3PT% 0-5 0.0% FT% 4-7 57.1% GM FG% 20-61 32.8% 3PT% 6-19 31.6% FT% 14-21 66.7% Technical Fouls: NONE Dead Ball Rebounds: 4/0 | | | | | | | | | |
| NO. Name | Min | FG | 3P | FT | Rebounds | Fouls | TP | AS | TO | ST | Blocks | +/- | | | | | | | | | | | | | | | | | | | | | | | | | | | | | | | | | | | | | | | | | | | | | | | | | | | | | | | | | | | | | | | | | | | | | | | | | | | | | | | | | | | | | | | | | | | | | | | | | | | | | | | | | | | | | | | | | | | | | | | | | | | | | | | | | | | | | | | | | | | | | | | | | | | | | | | | | | | | | | | | | | | | | | | | | | | | | | | | | | | | | | | | | | | | | | | | | | | | | | | | | | | | | | | | | | | | | | | | | |
| | | M/A | M/A | M/A | OR DR TOT | PF | FD | | | | BS BA | | | | | | | | | | | | | | | | | | | | | | | | | | | | | | | | | | | | | | | | | | | | | | | | | | | | | | | | | | | | | | | | | | | | | | | | | | | | | | | | | | | | | | | | | | | | | | | | | | | | | | | | | | | | | | | | | | | | | | | | | | | | | | | | | | | | | | | | | | | | | | | | | | | | | | | | | | | | | | | | | | | | | | | | | | | | | | | | | | | | | | | | | | | | | | | | | | | | | | | | | | | | | | | | | | | | | | | | | | |
| 11 Katelynn Limardo | F | 25:18 | 2-7 | 1-3 | 5-6 | 2 4 6 | 4 | 5 | 10 | 1 | 2 | 0 | 0 | 0 | -11 | | | | | | | | | | | | | | | | | | | | | | | | | | | | | | | | | | | | | | | | | | | | | | | | | | | | | | | | | | | | | | | | | | | | | | | | | | | | | | | | | | | | | | | | | | | | | | | | | | | | | | | | | | | | | | | | | | | | | | | | | | | | | | | | | | | | | | | | | | | | | | | | | | | | | | | | | | | | | | | | | | | | | | | | | | | | | | | | | | | | | | | | | | | | | | | | | | | | | | | | | | | | | | | | | | | | | | |
| 21 Lexi Deden | F | 25:06 | 1-8 | 0-0 | 5-6 | 0 8 8 | 2 | 5 | 7 | 0 | 3 | 1 | 2 | 0 | -15 | | | | | | | | | | | | | | | | | | | | | | | | | | | | | | | | | | | | | | | | | | | | | | | | | | | | | | | | | | | | | | | | | | | | | | | | | | | | | | | | | | | | | | | | | | | | | | | | | | | | | | | | | | | | | | | | | | | | | | | | | | | | | | | | | | | | | | | | | | | | | | | | | | | | | | | | | | | | | | | | | | | | | | | | | | | | | | | | | | | | | | | | | | | | | | | | | | | | | | | | | | | | | | | | | | | | | | |
| 32 Marah Dykstra | F | 24:07 | 2-9 | 0-2 | 2-5 | 2 3 5 | 4 | 3 | 6 | 4 | 1 | 0 | 1 | 0 | 0 | | | | | | | | | | | | | | | | | | | | | | | | | | | | | | | | | | | | | | | | | | | | | | | | | | | | | | | | | | | | | | | | | | | | | | | | | | | | | | | | | | | | | | | | | | | | | | | | | | | | | | | | | | | | | | | | | | | | | | | | | | | | | | | | | | | | | | | | | | | | | | | | | | | | | | | | | | | | | | | | | | | | | | | | | | | | | | | | | | | | | | | | | | | | | | | | | | | | | | | | | | | | | | | | | | | | | | |
| 0 Madison Hall | G | 26:17 | 5-9 | 2-4 | 0-2 | 0 2 2 | 3 | 2 | 12 | 2 | 0 | 3 | 0 | 0 | -16 | | | | | | | | | | | | | | | | | | | | | | | | | | | | | | | | | | | | | | | | | | | | | | | | | | | | | | | | | | | | | | | | | | | | | | | | | | | | | | | | | | | | | | | | | | | | | | | | | | | | | | | | | | | | | | | | | | | | | | | | | | | | | | | | | | | | | | | | | | | | | | | | | | | | | | | | | | | | | | | | | | | | | | | | | | | | | | | | | | | | | | | | | | | | | | | | | | | | | | | | | | | | | | | | | | | | | | |
| 2 Natalie Picton | G | 33:16 | 0-4 | 0-1 | 2-2 | 1 0 1 | 3 | 2 | 2 | 3 | 0 | 5 | 0 | 1 | -12 | | | | | | | | | | | | | | | | | | | | | | | | | | | | | | | | | | | | | | | | | | | | | | | | | | | | | | | | | | | | | | | | | | | | | | | | | | | | | | | | | | | | | | | | | | | | | | | | | | | | | | | | | | | | | | | | | | | | | | | | | | | | | | | | | | | | | | | | | | | | | | | | | | | | | | | | | | | | | | | | | | | | | | | | | | | | | | | | | | | | | | | | | | | | | | | | | | | | | | | | | | | | | | | | | | | | | | |
| 24 Taylor Janssen | 21:06 | 1-6 | 1-4 | 0-0 | 0 5 5 | 3 | 3 | 2 | 0 | 1 | 0 | 0 | 0 | 0 | 3 | | | | | | | | | | | | | | | | | | | | | | | | | | | | | | | | | | | | | | | | | | | | | | | | | | | | | | | | | | | | | | | | | | | | | | | | | | | | | | | | | | | | | | | | | | | | | | | | | | | | | | | | | | | | | | | | | | | | | | | | | | | | | | | | | | | | | | | | | | | | | | | | | | | | | | | | | | | | | | | | | | | | | | | | | | | | | | | | | | | | | | | | | | | | | | | | | | | | | | | | | | | | | | | | | | | | | | |
| 15 Isobel Buryan | 24:13 | 7-12 | 1-3 | 0-0 | 1 0 1 | 1 | 1 | 15 | 2 | 3 | 0 | 0 | 2 | 2 | | | | | | | | | | | | | | | | | | | | | | | | | | | | | | | | | | | | | | | | | | | | | | | | | | | | | | | | | | | | | | | | | | | | | | | | | | | | | | | | | | | | | | | | | | | | | | | | | | | | | | | | | | | | | | | | | | | | | | | | | | | | | | | | | | | | | | | | | | | | | | | | | | | | | | | | | | | | | | | | | | | | | | | | | | | | | | | | | | | | | | | | | | | | | | | | | | | | | | | | | | | | | | | | | | | | | | | |
| 1 Malea Egan | 11:43 | 2-3 | 1-1 | 0-0 | 1 3 4 | 3 | 0 | 5 | 3 | 0 | 0 | 0 | 0 | 5 | | | | | | | | | | | | | | | | | | | | | | | | | | | | | | | | | | | | | | | | | | | | | | | | | | | | | | | | | | | | | | | | | | | | | | | | | | | | | | | | | | | | | | | | | | | | | | | | | | | | | | | | | | | | | | | | | | | | | | | | | | | | | | | | | | | | | | | | | | | | | | | | | | | | | | | | | | | | | | | | | | | | | | | | | | | | | | | | | | | | | | | | | | | | | | | | | | | | | | | | | | | | | | | | | | | | | | | |
| 20 Brooke Berry | 06:01 | 0-3 | 0-1 | 0-0 | 0 0 0 | 0 | 0 | 0 | 0 | 0 | 0 | 0 | 0 | 0 | 0 | | | | | | | | | | | | | | | | | | | | | | | | | | | | | | | | | | | | | | | | | | | | | | | | | | | | | | | | | | | | | | | | | | | | | | | | | | | | | | | | | | | | | | | | | | | | | | | | | | | | | | | | | | | | | | | | | | | | | | | | | | | | | | | | | | | | | | | | | | | | | | | | | | | | | | | | | | | | | | | | | | | | | | | | | | | | | | | | | | | | | | | | | | | | | | | | | | | | | | | | | | | | | | | | | | | | | | |
| 13 Drea Grumfield | 02:53 | 0-0 | 0-0 | 0-0 | 0 1 1 | 0 | 0 | 0 | 0 | 0 | 0 | 0 | 0 | 0 | -1 | | | | | | | | | | | | | | | | | | | | | | | | | | | | | | | | | | | | | | | | | | | | | | | | | | | | | | | | | | | | | | | | | | | | | | | | | | | | | | | | | | | | | | | | | | | | | | | | | | | | | | | | | | | | | | | | | | | | | | | | | | | | | | | | | | | | | | | | | | | | | | | | | | | | | | | | | | | | | | | | | | | | | | | | | | | | | | | | | | | | | | | | | | | | | | | | | | | | | | | | | | | | | | | | | | | | | | |
| Team | | | | | 2 1 3 | | | | 0 | 0 | | | | | | | | | | | | | | | | | | | | | | | | | | | | | | | | | | | | | | | | | | | | | | | | | | | | | | | | | | | | | | | | | | | | | | | | | | | | | | | | | | | | | | | | | | | | | | | | | | | | | | | | | | | | | | | | | | | | | | | | | | | | | | | | | | | | | | | | | | | | | | | | | | | | | | | | | | | | | | | | | | | | | | | | | | | | | | | | | | | | | | | | | | | | | | | | | | | | | | | | | | | | | | | | | | | | | | | | | | | |
| Totals | | 20-61 | 6-19 | 14-21 | 9 27 36 | 23 18 60 | 14 | 12 | 13 | 4 | 2 | -8 | | | | | | | | | | | | | | | | | | | | | | | | | | | | | | | | | | | | | | | | | | | | | | | | | | | | | | | | | | | | | | | | | | | | | | | | | | | | | | | | | | | | | | | | | | | | | | | | | | | | | | | | | | | | | | | | | | | | | | | | | | | | | | | | | | | | | | | | | | | | | | | | | | | | | | | | | | | | | | | | | | | | | | | | | | | | | | | | | | | | | | | | | | | | | | | | | | | | | | | | | | | | | | | | | | | | | | | | | |

| | | | | | | | | | | | | | |
|------------------|--|---------------------------|--|---------------------------|--|---------------|--|-------|--|--------------------------|--|--|--|
| BYU | | MSU | | Points from | | BYU | | MSU | | Period by Period Scoring | | | |
| Biggest lead | | 11 (4 th 2:37) | | 14 (2 nd 9:40) | | Turnovers | | 14 18 | | 1st 2nd 3rd 4th TOT | | | |
| Best Scoring Run | | 13 (4 th 3:13) | | 13 (1 st 2:50) | | Paint | | 18 26 | | BYU 8 17 24 19 68 | | | |
| Lead Changes | | 4 | | 0 | | Second Chance | | 8 6 | | MSU 19 13 18 10 60 | | | |
| Times Tied | | 4 | | 0 | | Fast Breaks | | 9 6 | | | | | |
| Time with Lead | | 13:25 | | 24:41 | | Bench | | 2 23 | | | | | |


GAME 2: VS. WEBER STATE (W, 77-49)

| Weber St. - 49 | | Record: 0-2 | | | | | | | | | | | | | | | | | | | | | | | | | | | | | | | | | | | | | | | | | | | | | | | | | | | | | | | | | | | | | | | | | | | | | | | | | | | | | | | | | | | | | | | | | | | | | | | | | | | | | | | | | | | | | | | | | | | | | | | | | | | | | | | | | | | | | | | | | | | | | | | | | | | | | | | | | | | | | | | | | | | | | | | | | | | | | | | | | | | | | | | | | | | | | | | | | | | | | | | | | | | | | | | | | | | | | | | | | | | | | | | | | | | |
|---|-------|---|------|------|-----------|-------|----------|-------|----|----|--------|-----|--------|-----|-----|--|-----|-----|-----|-----------|----|----|--|--|--|-------|--|-------------------|---|-------|------|-----|-----|-------|---|---|----|---|---|---|---|---|-----|-----------------|---|-------|------|-----|-----|-------|---|---|---|---|---|---|---|---|-----|-----------------|---|-------|-----|-----|-----|-------|---|---|---|---|---|---|---|---|----|----------------|---|-------|-----|-----|-----|-------|---|---|----|---|---|---|---|---|-----|-----------------|---|-------|-----|-----|-----|-------|---|---|---|---|---|---|---|---|-----|------------------|-------|-----|-----|-----|-------|-------|---|---|---|---|---|---|---|---|-----|---------------------|-------|-----|-----|-----|-------|-------|---|---|---|---|---|---|---|---|-----|----------------|-------|-----|-----|-----|-------|-------|---|---|---|---|---|---|---|---|-----|---------------------|-------|-----|-----|-----|-------|-------|---|---|---|---|---|---|---|---|----|----------------|-------|-----|-----|-----|-------|-------|---|---|---|---|---|---|---|---|----|-------------|--|--|--|--|-------|--|--|--|---|---|--|--|--|--|--|---------------|--|-------|------|------|---------|-------|----|---|----|---|---|---|-----|--|--|--|--|--|--|--|--|--|--|--|--|
|  Official Basketball Box Score - Final Weber St. at BYU 11/10/23 Marriott Center, Provo 2023-24 Women's Basketball | | Game Time: 11:00 AM Game Duration: 1:58 Attendance: 5,705 Officials: Doug Knight, Corey Long, Erica Parker | | | | | | | | | | | | | | | | | | | | | | | | | | | | | | | | | | | | | | | | | | | | | | | | | | | | | | | | | | | | | | | | | | | | | | | | | | | | | | | | | | | | | | | | | | | | | | | | | | | | | | | | | | | | | | | | | | | | | | | | | | | | | | | | | | | | | | | | | | | | | | | | | | | | | | | | | | | | | | | | | | | | | | | | | | | | | | | | | | | | | | | | | | | | | | | | | | | | | | | | | | | | | | | | | | | | | | | | | | | | | | | | | | | |
| <table border="1"> <thead> <tr> <th>NO. Name</th> <th>Min</th> <th>FG</th> <th>3P</th> <th>FT</th> <th>Rebounds</th> <th>Fouls</th> <th>TP</th> <th>AS</th> <th>TO</th> <th>ST</th> <th>Blocks</th> <th>+/-</th> </tr> <tr> <th></th> <th></th> <th>M/A</th> <th>M/A</th> <th>M/A</th> <th>OR DR TOT</th> <th>PF</th> <th>FD</th> <th></th> <th></th> <th></th> <th>BS BA</th> <th></th> </tr> </thead> <tbody> <tr><td>5 Jazlyn Matthews</td><td>F</td><td>36:11</td><td>4-10</td><td>3-5</td><td>0-0</td><td>0 3 3</td><td>3</td><td>1</td><td>11</td><td>3</td><td>1</td><td>1</td><td>0</td><td>1</td><td>-16</td></tr> <tr><td>21 Daryn Hickok</td><td>F</td><td>25:30</td><td>2-10</td><td>1-1</td><td>3-4</td><td>1 1 2</td><td>3</td><td>3</td><td>8</td><td>1</td><td>2</td><td>0</td><td>0</td><td>0</td><td>-16</td></tr> <tr><td>34 Sierra Davis</td><td>F</td><td>19:16</td><td>3-5</td><td>1-2</td><td>0-0</td><td>2 2 2</td><td>1</td><td>0</td><td>7</td><td>0</td><td>0</td><td>0</td><td>0</td><td>0</td><td>-2</td></tr> <tr><td>3 Kendra Parra</td><td>G</td><td>29:15</td><td>4-9</td><td>0-3</td><td>3-4</td><td>0 1 1</td><td>3</td><td>3</td><td>11</td><td>3</td><td>3</td><td>1</td><td>0</td><td>2</td><td>-14</td></tr> <tr><td>15 Kaija Lesane</td><td>G</td><td>16:33</td><td>1-3</td><td>0-0</td><td>0-0</td><td>0 0 0</td><td>0</td><td>0</td><td>1</td><td>1</td><td>2</td><td>2</td><td>0</td><td>0</td><td>-14</td></tr> <tr><td>4 Ashton Adamson</td><td>18:03</td><td>1-4</td><td>0-3</td><td>0-0</td><td>0 2 2</td><td>2 2 2</td><td>0</td><td>2</td><td>0</td><td>1</td><td>0</td><td>0</td><td>0</td><td>0</td><td>-25</td></tr> <tr><td>13 Amelia Raidaveta</td><td>14:57</td><td>0-1</td><td>0-0</td><td>0-0</td><td>0 3 3</td><td>2 0 0</td><td>0</td><td>0</td><td>0</td><td>0</td><td>2</td><td>1</td><td>0</td><td>0</td><td>-22</td></tr> <tr><td>0 Laura Taylor</td><td>27:13</td><td>2-7</td><td>2-6</td><td>2-2</td><td>0 1 1</td><td>2 6 8</td><td>1</td><td>3</td><td>1</td><td>3</td><td>1</td><td>0</td><td>1</td><td>0</td><td>-20</td></tr> <tr><td>11 Kennedy Eskelson</td><td>03:49</td><td>0-1</td><td>0-1</td><td>0-0</td><td>0 0 0</td><td>0 0 0</td><td>0</td><td>0</td><td>1</td><td>0</td><td>0</td><td>0</td><td>0</td><td>0</td><td>-7</td></tr> <tr><td>10 Emri Lovell</td><td>09:13</td><td>0-2</td><td>0-1</td><td>0-0</td><td>1 1 2</td><td>0 1 0</td><td>0</td><td>0</td><td>1</td><td>0</td><td>1</td><td>0</td><td>0</td><td>0</td><td>-4</td></tr> <tr><td>Team</td><td></td><td></td><td></td><td></td><td>1 3 4</td><td></td><td></td><td></td><td>0</td><td>1</td><td></td><td></td><td></td><td></td><td></td></tr> <tr><td>Totals</td><td></td><td>17-52</td><td>7-22</td><td>8-10</td><td>3 17 20</td><td>17 16</td><td>49</td><td>9</td><td>15</td><td>8</td><td>1</td><td>7</td><td>-28</td><td></td><td></td></tr> </tbody> </table> | | NO. Name | Min | FG | 3P | FT | Rebounds | Fouls | TP | AS | TO | ST | Blocks | +/- | | | M/A | M/A | M/A | OR DR TOT | PF | FD | | | | BS BA | | 5 Jazlyn Matthews | F | 36:11 | 4-10 | 3-5 | 0-0 | 0 3 3 | 3 | 1 | 11 | 3 | 1 | 1 | 0 | 1 | -16 | 21 Daryn Hickok | F | 25:30 | 2-10 | 1-1 | 3-4 | 1 1 2 | 3 | 3 | 8 | 1 | 2 | 0 | 0 | 0 | -16 | 34 Sierra Davis | F | 19:16 | 3-5 | 1-2 | 0-0 | 2 2 2 | 1 | 0 | 7 | 0 | 0 | 0 | 0 | 0 | -2 | 3 Kendra Parra | G | 29:15 | 4-9 | 0-3 | 3-4 | 0 1 1 | 3 | 3 | 11 | 3 | 3 | 1 | 0 | 2 | -14 | 15 Kaija Lesane | G | 16:33 | 1-3 | 0-0 | 0-0 | 0 0 0 | 0 | 0 | 1 | 1 | 2 | 2 | 0 | 0 | -14 | 4 Ashton Adamson | 18:03 | 1-4 | 0-3 | 0-0 | 0 2 2 | 2 2 2 | 0 | 2 | 0 | 1 | 0 | 0 | 0 | 0 | -25 | 13 Amelia Raidaveta | 14:57 | 0-1 | 0-0 | 0-0 | 0 3 3 | 2 0 0 | 0 | 0 | 0 | 0 | 2 | 1 | 0 | 0 | -22 | 0 Laura Taylor | 27:13 | 2-7 | 2-6 | 2-2 | 0 1 1 | 2 6 8 | 1 | 3 | 1 | 3 | 1 | 0 | 1 | 0 | -20 | 11 Kennedy Eskelson | 03:49 | 0-1 | 0-1 | 0-0 | 0 0 0 | 0 0 0 | 0 | 0 | 1 | 0 | 0 | 0 | 0 | 0 | -7 | 10 Emri Lovell | 09:13 | 0-2 | 0-1 | 0-0 | 1 1 2 | 0 1 0 | 0 | 0 | 1 | 0 | 1 | 0 | 0 | 0 | -4 | Team | | | | | 1 3 4 | | | | 0 | 1 | | | | | | Totals | | 17-52 | 7-22 | 8-10 | 3 17 20 | 17 16 | 49 | 9 | 15 | 8 | 1 | 7 | -28 | | | Shooting By Period 1 st FG% 3-11 27.3% 3PT% 0-1 0.0% FT% 2-2 100% 2 nd FG% 2-12 16.7% 3PT% 1-6 16.7% FT% 1-2 50% 3 rd FG% 8-16 50.0% 3PT% 3-6 50.0% FT% 1-2 50% 4 th FG% 4-13 30.8% 3PT% 3-9 33.3% FT% 4-4 100% GM FG% 17-52 32.7% 3PT% 7-22 31.8% FT% 8-10 80.0% Technical Fouls: NONE Dead Ball Rebounds: 2/0 | | | | | | | | | |
| NO. Name | Min | FG | 3P | FT | Rebounds | Fouls | TP | AS | TO | ST | Blocks | +/- | | | | | | | | | | | | | | | | | | | | | | | | | | | | | | | | | | | | | | | | | | | | | | | | | | | | | | | | | | | | | | | | | | | | | | | | | | | | | | | | | | | | | | | | | | | | | | | | | | | | | | | | | | | | | | | | | | | | | | | | | | | | | | | | | | | | | | | | | | | | | | | | | | | | | | | | | | | | | | | | | | | | | | | | | | | | | | | | | | | | | | | | | | | | | | | | | | | | | | | | | | | | | | | | | | | | | | | | | |
| | | M/A | M/A | M/A | OR DR TOT | PF | FD | | | | BS BA | | | | | | | | | | | | | | | | | | | | | | | | | | | | | | | | | | | | | | | | | | | | | | | | | | | | | | | | | | | | | | | | | | | | | | | | | | | | | | | | | | | | | | | | | | | | | | | | | | | | | | | | | | | | | | | | | | | | | | | | | | | | | | | | | | | | | | | | | | | | | | | | | | | | | | | | | | | | | | | | | | | | | | | | | | | | | | | | | | | | | | | | | | | | | | | | | | | | | | | | | | | | | | | | | | | | | | | | | | |
| 5 Jazlyn Matthews | F | 36:11 | 4-10 | 3-5 | 0-0 | 0 3 3 | 3 | 1 | 11 | 3 | 1 | 1 | 0 | 1 | -16 | | | | | | | | | | | | | | | | | | | | | | | | | | | | | | | | | | | | | | | | | | | | | | | | | | | | | | | | | | | | | | | | | | | | | | | | | | | | | | | | | | | | | | | | | | | | | | | | | | | | | | | | | | | | | | | | | | | | | | | | | | | | | | | | | | | | | | | | | | | | | | | | | | | | | | | | | | | | | | | | | | | | | | | | | | | | | | | | | | | | | | | | | | | | | | | | | | | | | | | | | | | | | | | | | | | | | | |
| 21 Daryn Hickok | F | 25:30 | 2-10 | 1-1 | 3-4 | 1 1 2 | 3 | 3 | 8 | 1 | 2 | 0 | 0 | 0 | -16 | | | | | | | | | | | | | | | | | | | | | | | | | | | | | | | | | | | | | | | | | | | | | | | | | | | | | | | | | | | | | | | | | | | | | | | | | | | | | | | | | | | | | | | | | | | | | | | | | | | | | | | | | | | | | | | | | | | | | | | | | | | | | | | | | | | | | | | | | | | | | | | | | | | | | | | | | | | | | | | | | | | | | | | | | | | | | | | | | | | | | | | | | | | | | | | | | | | | | | | | | | | | | | | | | | | | | | |
| 34 Sierra Davis | F | 19:16 | 3-5 | 1-2 | 0-0 | 2 2 2 | 1 | 0 | 7 | 0 | 0 | 0 | 0 | 0 | -2 | | | | | | | | | | | | | | | | | | | | | | | | | | | | | | | | | | | | | | | | | | | | | | | | | | | | | | | | | | | | | | | | | | | | | | | | | | | | | | | | | | | | | | | | | | | | | | | | | | | | | | | | | | | | | | | | | | | | | | | | | | | | | | | | | | | | | | | | | | | | | | | | | | | | | | | | | | | | | | | | | | | | | | | | | | | | | | | | | | | | | | | | | | | | | | | | | | | | | | | | | | | | | | | | | | | | | | |
| 3 Kendra Parra | G | 29:15 | 4-9 | 0-3 | 3-4 | 0 1 1 | 3 | 3 | 11 | 3 | 3 | 1 | 0 | 2 | -14 | | | | | | | | | | | | | | | | | | | | | | | | | | | | | | | | | | | | | | | | | | | | | | | | | | | | | | | | | | | | | | | | | | | | | | | | | | | | | | | | | | | | | | | | | | | | | | | | | | | | | | | | | | | | | | | | | | | | | | | | | | | | | | | | | | | | | | | | | | | | | | | | | | | | | | | | | | | | | | | | | | | | | | | | | | | | | | | | | | | | | | | | | | | | | | | | | | | | | | | | | | | | | | | | | | | | | | |
| 15 Kaija Lesane | G | 16:33 | 1-3 | 0-0 | 0-0 | 0 0 0 | 0 | 0 | 1 | 1 | 2 | 2 | 0 | 0 | -14 | | | | | | | | | | | | | | | | | | | | | | | | | | | | | | | | | | | | | | | | | | | | | | | | | | | | | | | | | | | | | | | | | | | | | | | | | | | | | | | | | | | | | | | | | | | | | | | | | | | | | | | | | | | | | | | | | | | | | | | | | | | | | | | | | | | | | | | | | | | | | | | | | | | | | | | | | | | | | | | | | | | | | | | | | | | | | | | | | | | | | | | | | | | | | | | | | | | | | | | | | | | | | | | | | | | | | | |
| 4 Ashton Adamson | 18:03 | 1-4 | 0-3 | 0-0 | 0 2 2 | 2 2 2 | 0 | 2 | 0 | 1 | 0 | 0 | 0 | 0 | -25 | | | | | | | | | | | | | | | | | | | | | | | | | | | | | | | | | | | | | | | | | | | | | | | | | | | | | | | | | | | | | | | | | | | | | | | | | | | | | | | | | | | | | | | | | | | | | | | | | | | | | | | | | | | | | | | | | | | | | | | | | | | | | | | | | | | | | | | | | | | | | | | | | | | | | | | | | | | | | | | | | | | | | | | | | | | | | | | | | | | | | | | | | | | | | | | | | | | | | | | | | | | | | | | | | | | | | | |
| 13 Amelia Raidaveta | 14:57 | 0-1 | 0-0 | 0-0 | 0 3 3 | 2 0 0 | 0 | 0 | 0 | 0 | 2 | 1 | 0 | 0 | -22 | | | | | | | | | | | | | | | | | | | | | | | | | | | | | | | | | | | | | | | | | | | | | | | | | | | | | | | | | | | | | | | | | | | | | | | | | | | | | | | | | | | | | | | | | | | | | | | | | | | | | | | | | | | | | | | | | | | | | | | | | | | | | | | | | | | | | | | | | | | | | | | | | | | | | | | | | | | | | | | | | | | | | | | | | | | | | | | | | | | | | | | | | | | | | | | | | | | | | | | | | | | | | | | | | | | | | | |
| 0 Laura Taylor | 27:13 | 2-7 | 2-6 | 2-2 | 0 1 1 | 2 6 8 | 1 | 3 | 1 | 3 | 1 | 0 | 1 | 0 | -20 | | | | | | | | | | | | | | | | | | | | | | | | | | | | | | | | | | | | | | | | | | | | | | | | | | | | | | | | | | | | | | | | | | | | | | | | | | | | | | | | | | | | | | | | | | | | | | | | | | | | | | | | | | | | | | | | | | | | | | | | | | | | | | | | | | | | | | | | | | | | | | | | | | | | | | | | | | | | | | | | | | | | | | | | | | | | | | | | | | | | | | | | | | | | | | | | | | | | | | | | | | | | | | | | | | | | | | |
| 11 Kennedy Eskelson | 03:49 | 0-1 | 0-1 | 0-0 | 0 0 0 | 0 0 0 | 0 | 0 | 1 | 0 | 0 | 0 | 0 | 0 | -7 | | | | | | | | | | | | | | | | | | | | | | | | | | | | | | | | | | | | | | | | | | | | | | | | | | | | | | | | | | | | | | | | | | | | | | | | | | | | | | | | | | | | | | | | | | | | | | | | | | | | | | | | | | | | | | | | | | | | | | | | | | | | | | | | | | | | | | | | | | | | | | | | | | | | | | | | | | | | | | | | | | | | | | | | | | | | | | | | | | | | | | | | | | | | | | | | | | | | | | | | | | | | | | | | | | | | | | |
| 10 Emri Lovell | 09:13 | 0-2 | 0-1 | 0-0 | 1 1 2 | 0 1 0 | 0 | 0 | 1 | 0 | 1 | 0 | 0 | 0 | -4 | | | | | | | | | | | | | | | | | | | | | | | | | | | | | | | | | | | | | | | | | | | | | | | | | | | | | | | | | | | | | | | | | | | | | | | | | | | | | | | | | | | | | | | | | | | | | | | | | | | | | | | | | | | | | | | | | | | | | | | | | | | | | | | | | | | | | | | | | | | | | | | | | | | | | | | | | | | | | | | | | | | | | | | | | | | | | | | | | | | | | | | | | | | | | | | | | | | | | | | | | | | | | | | | | | | | | | |
| Team | | | | | 1 3 4 | | | | 0 | 1 | | | | | | | | | | | | | | | | | | | | | | | | | | | | | | | | | | | | | | | | | | | | | | | | | | | | | | | | | | | | | | | | | | | | | | | | | | | | | | | | | | | | | | | | | | | | | | | | | | | | | | | | | | | | | | | | | | | | | | | | | | | | | | | | | | | | | | | | | | | | | | | | | | | | | | | | | | | | | | | | | | | | | | | | | | | | | | | | | | | | | | | | | | | | | | | | | | | | | | | | | | | | | | | | | | | | | | | | | | | |
| Totals | | 17-52 | 7-22 | 8-10 | 3 17 20 | 17 16 | 49 | 9 | 15 | 8 | 1 | 7 | -28 | | | | | | | | | | | | | | | | | | | | | | | | | | | | | | | | | | | | | | | | | | | | | | | | | | | | | | | | | | | | | | | | | | | | | | | | | | | | | | | | | | | | | | | | | | | | | | | | | | | | | | | | | | | | | | | | | | | | | | | | | | | | | | | | | | | | | | | | | | | | | | | | | | | | | | | | | | | | | | | | | | | | | | | | | | | | | | | | | | | | | | | | | | | | | | | | | | | | | | | | | | | | | | | | | | | | | | | | |

| BYU - 77 | | Record: 2-0 | | | | | | | | | | | | | | | | | | | | | | | | | | | | | | | | | | | | | | | | | | | | | | | | | | | | | | | | | | | | | | | | | | | | | | | | | | | | | | | | | | | | | | | | | | | | | | | | | | | | | | | | | | | | | | | | | | | | | | | | | | | | | | | | | | | | | | | | | | | | | | | | | | | | | | | | | | | | | | | | | | | | | | | | | | | | | | | | | | | | | | | | | | | | | | | | | | | | | | | | | | | | | | | | | | | | | | | | | | | | | | | | | | | | | | | | | | | | | | | | | | | |
|--|-------|---|-------|-------|-----------|----------|----------|-------|----|----|--------|-----|--------|-----|----|--|-----|-----|-----|-----------|----|----|--|--|--|-------|--|------------------|---|-------|-------|-----|-----|---------|---|---|----|---|---|---|---|---|----|-----------------|---|-------|-----|-----|-----|-------|---|---|---|---|---|---|---|---|----|-------------------|---|-------|-----|-----|-----|-------|---|---|----|---|---|---|---|---|----|------------------|---|-------|-----|-----|-----|-------|---|---|----|---|---|---|---|---|----|---------------------|---|-------|-----|-----|-----|-------|---|---|---|---|---|---|---|---|----|-----------------|-------|-----|-----|-----|-------|-------|---|---|---|---|---|---|---|---|---|-----------------|-------|-----|-----|-----|-------|-------|---|---|---|---|---|---|---|---|--|-----------------|-------|-----|-----|-----|-------|-------|---|---|---|---|---|---|---|---|---|----------------|-------|-----|-----|-----|-------|-------|---|---|---|---|---|---|---|---|---|-------------------|-------|-----|-----|-----|-------|-------|---|---|---|---|---|---|---|---|----|------------------------|-------|-----|-----|-----|-------|-------|---|---|---|---|---|---|---|---|---|-------------|--|--|--|--|-------|--|--|--|---|---|--|--|--|--|--|---------------|--|-------|------|-------|---------|----------|----|----|---|---|---|----|--|--|--|--|--|--|--|--|--|--|--|--|--|
|  Official Basketball Box Score - Final Weber St. at BYU 11/10/23 Marriott Center, Provo 2023-24 Women's Basketball | | Game Time: 11:00 AM Game Duration: 1:58 Attendance: 5,705 Officials: Doug Knight, Corey Long, Erica Parker | | | | | | | | | | | | | | | | | | | | | | | | | | | | | | | | | | | | | | | | | | | | | | | | | | | | | | | | | | | | | | | | | | | | | | | | | | | | | | | | | | | | | | | | | | | | | | | | | | | | | | | | | | | | | | | | | | | | | | | | | | | | | | | | | | | | | | | | | | | | | | | | | | | | | | | | | | | | | | | | | | | | | | | | | | | | | | | | | | | | | | | | | | | | | | | | | | | | | | | | | | | | | | | | | | | | | | | | | | | | | | | | | | | | | | | | | | | | | | | | | | | |
| <table border="1"> <thead> <tr> <th>NO. Name</th> <th>Min</th> <th>FG</th> <th>3P</th> <th>FT</th> <th>Rebounds</th> <th>Fouls</th> <th>TP</th> <th>AS</th> <th>TO</th> <th>ST</th> <th>Blocks</th> <th>+/-</th> </tr> <tr> <th></th> <th></th> <th>M/A</th> <th>M/A</th> <th>M/A</th> <th>OR DR TOT</th> <th>PF</th> <th>FD</th> <th></th> <th></th> <th></th> <th>BS BA</th> <th></th> </tr> </thead> <tbody> <tr><td>12 Lauren Gustin</td><td>F</td><td>28:39</td><td>10-13</td><td>0-0</td><td>4-8</td><td>1 11 12</td><td>2</td><td>4</td><td>24</td><td>1</td><td>2</td><td>0</td><td>0</td><td>0</td><td>28</td></tr> <tr><td>1 Amari Whiting</td><td>G</td><td>23:31</td><td>3-8</td><td>0-1</td><td>2-4</td><td>2 3 5</td><td>3</td><td>4</td><td>8</td><td>4</td><td>1</td><td>3</td><td>0</td><td>0</td><td>26</td></tr> <tr><td>10 Kaley Woolston</td><td>G</td><td>31:41</td><td>5-8</td><td>3-5</td><td>3-4</td><td>0 2 2</td><td>1</td><td>4</td><td>16</td><td>2</td><td>3</td><td>1</td><td>0</td><td>0</td><td>14</td></tr> <tr><td>11 Kaylee Smiler</td><td>G</td><td>35:59</td><td>4-6</td><td>2-3</td><td>0-0</td><td>1 5 6</td><td>2</td><td>1</td><td>10</td><td>5</td><td>2</td><td>0</td><td>0</td><td>4</td><td>26</td></tr> <tr><td>30 Lauren Davenport</td><td>G</td><td>24:26</td><td>1-3</td><td>1-3</td><td>0-0</td><td>0 2 2</td><td>3</td><td>0</td><td>3</td><td>0</td><td>3</td><td>0</td><td>1</td><td>0</td><td>14</td></tr> <tr><td>25 Emma Calvert</td><td>21:38</td><td>3-4</td><td>1-1</td><td>0-0</td><td>0 2 2</td><td>2 0 7</td><td>0</td><td>2</td><td>0</td><td>2</td><td>0</td><td>2</td><td>0</td><td>0</td><td>1</td></tr> <tr><td>24 Rose Bubakar</td><td>09:22</td><td>1-2</td><td>1-2</td><td>1-2</td><td>1 2 3</td><td>1 1 4</td><td>4</td><td>2</td><td>1</td><td>0</td><td>0</td><td>0</td><td>0</td><td>9</td><td></td></tr> <tr><td>4 Alfa Mataavao</td><td>08:50</td><td>0-3</td><td>0-0</td><td>0-0</td><td>0 2 2</td><td>0 0 0</td><td>0</td><td>2</td><td>0</td><td>1</td><td>0</td><td>0</td><td>0</td><td>0</td><td>3</td></tr> <tr><td>20 Marina Mata</td><td>08:02</td><td>0-1</td><td>0-1</td><td>0-0</td><td>0 0 0</td><td>0 0 0</td><td>0</td><td>0</td><td>0</td><td>0</td><td>0</td><td>0</td><td>0</td><td>0</td><td>2</td></tr> <tr><td>21 Heather Hamson</td><td>06:27</td><td>1-2</td><td>0-0</td><td>1-3</td><td>0 0 0</td><td>0 3 3</td><td>1</td><td>0</td><td>0</td><td>0</td><td>0</td><td>0</td><td>0</td><td>0</td><td>-2</td></tr> <tr><td>15 McKinley Willardson</td><td>01:27</td><td>1-1</td><td>0-0</td><td>0-0</td><td>1 0 1</td><td>0 0 2</td><td>0</td><td>0</td><td>0</td><td>0</td><td>0</td><td>0</td><td>0</td><td>0</td><td>0</td></tr> <tr><td>Team</td><td></td><td></td><td></td><td></td><td>2 2 4</td><td></td><td></td><td></td><td>0</td><td>0</td><td></td><td></td><td></td><td></td><td></td></tr> <tr><td>Totals</td><td></td><td>29-51</td><td>8-16</td><td>11-21</td><td>8 31 39</td><td>16 17 77</td><td>16</td><td>16</td><td>5</td><td>7</td><td>1</td><td>28</td><td></td><td></td><td></td></tr> </tbody> </table> | | NO. Name | Min | FG | 3P | FT | Rebounds | Fouls | TP | AS | TO | ST | Blocks | +/- | | | M/A | M/A | M/A | OR DR TOT | PF | FD | | | | BS BA | | 12 Lauren Gustin | F | 28:39 | 10-13 | 0-0 | 4-8 | 1 11 12 | 2 | 4 | 24 | 1 | 2 | 0 | 0 | 0 | 28 | 1 Amari Whiting | G | 23:31 | 3-8 | 0-1 | 2-4 | 2 3 5 | 3 | 4 | 8 | 4 | 1 | 3 | 0 | 0 | 26 | 10 Kaley Woolston | G | 31:41 | 5-8 | 3-5 | 3-4 | 0 2 2 | 1 | 4 | 16 | 2 | 3 | 1 | 0 | 0 | 14 | 11 Kaylee Smiler | G | 35:59 | 4-6 | 2-3 | 0-0 | 1 5 6 | 2 | 1 | 10 | 5 | 2 | 0 | 0 | 4 | 26 | 30 Lauren Davenport | G | 24:26 | 1-3 | 1-3 | 0-0 | 0 2 2 | 3 | 0 | 3 | 0 | 3 | 0 | 1 | 0 | 14 | 25 Emma Calvert | 21:38 | 3-4 | 1-1 | 0-0 | 0 2 2 | 2 0 7 | 0 | 2 | 0 | 2 | 0 | 2 | 0 | 0 | 1 | 24 Rose Bubakar | 09:22 | 1-2 | 1-2 | 1-2 | 1 2 3 | 1 1 4 | 4 | 2 | 1 | 0 | 0 | 0 | 0 | 9 | | 4 Alfa Mataavao | 08:50 | 0-3 | 0-0 | 0-0 | 0 2 2 | 0 0 0 | 0 | 2 | 0 | 1 | 0 | 0 | 0 | 0 | 3 | 20 Marina Mata | 08:02 | 0-1 | 0-1 | 0-0 | 0 0 0 | 0 0 0 | 0 | 0 | 0 | 0 | 0 | 0 | 0 | 0 | 2 | 21 Heather Hamson | 06:27 | 1-2 | 0-0 | 1-3 | 0 0 0 | 0 3 3 | 1 | 0 | 0 | 0 | 0 | 0 | 0 | 0 | -2 | 15 McKinley Willardson | 01:27 | 1-1 | 0-0 | 0-0 | 1 0 1 | 0 0 2 | 0 | 0 | 0 | 0 | 0 | 0 | 0 | 0 | 0 | Team | | | | | 2 2 4 | | | | 0 | 0 | | | | | | Totals | | 29-51 | 8-16 | 11-21 | 8 31 39 | 16 17 77 | 16 | 16 | 5 | 7 | 1 | 28 | | | | Shooting By Period 1 st FG% 9-11 81.8% 3PT% 2-2 100.0% FT% 2-2 100% 2 nd FG% 8-15 53.3% FT% 2-2 100% 3 rd FG% 4-6 66.7% FT% 3-4 75% 4 th FG% 6-9 66.7% 3PT% 0-1 0.0% FT% 4-10 40% 4 th FG% 6-16 37.5% 3PT% 2-7 28.6% FT% 2-5 40% GM FG% 29-51 56.9% 3PT% 8-16 50.0% FT% 11-21 52.4% Technical Fouls: NONE Dead Ball Rebounds: 7/1 | | | | | | | | | |
| NO. Name | Min | FG | 3P | FT | Rebounds | Fouls | TP | AS | TO | ST | Blocks | +/- | | | | | | | | | | | | | | | | | | | | | | | | | | | | | | | | | | | | | | | | | | | | | | | | | | | | | | | | | | | | | | | | | | | | | | | | | | | | | | | | | | | | | | | | | | | | | | | | | | | | | | | | | | | | | | | | | | | | | | | | | | | | | | | | | | | | | | | | | | | | | | | | | | | | | | | | | | | | | | | | | | | | | | | | | | | | | | | | | | | | | | | | | | | | | | | | | | | | | | | | | | | | | | | | | | | | | | | | | | | | | | | | | | | | | | | | | |
| | | M/A | M/A | M/A | OR DR TOT | PF | FD | | | | BS BA | | | | | | | | | | | | | | | | | | | | | | | | | | | | | | | | | | | | | | | | | | | | | | | | | | | | | | | | | | | | | | | | | | | | | | | | | | | | | | | | | | | | | | | | | | | | | | | | | | | | | | | | | | | | | | | | | | | | | | | | | | | | | | | | | | | | | | | | | | | | | | | | | | | | | | | | | | | | | | | | | | | | | | | | | | | | | | | | | | | | | | | | | | | | | | | | | | | | | | | | | | | | | | | | | | | | | | | | | | | | | | | | | | | | | | | | | | |
| 12 Lauren Gustin | F | 28:39 | 10-13 | 0-0 | 4-8 | 1 11 12 | 2 | 4 | 24 | 1 | 2 | 0 | 0 | 0 | 28 | | | | | | | | | | | | | | | | | | | | | | | | | | | | | | | | | | | | | | | | | | | | | | | | | | | | | | | | | | | | | | | | | | | | | | | | | | | | | | | | | | | | | | | | | | | | | | | | | | | | | | | | | | | | | | | | | | | | | | | | | | | | | | | | | | | | | | | | | | | | | | | | | | | | | | | | | | | | | | | | | | | | | | | | | | | | | | | | | | | | | | | | | | | | | | | | | | | | | | | | | | | | | | | | | | | | | | | | | | | | | | | | | | | | | | |
| 1 Amari Whiting | G | 23:31 | 3-8 | 0-1 | 2-4 | 2 3 5 | 3 | 4 | 8 | 4 | 1 | 3 | 0 | 0 | 26 | | | | | | | | | | | | | | | | | | | | | | | | | | | | | | | | | | | | | | | | | | | | | | | | | | | | | | | | | | | | | | | | | | | | | | | | | | | | | | | | | | | | | | | | | | | | | | | | | | | | | | | | | | | | | | | | | | | | | | | | | | | | | | | | | | | | | | | | | | | | | | | | | | | | | | | | | | | | | | | | | | | | | | | | | | | | | | | | | | | | | | | | | | | | | | | | | | | | | | | | | | | | | | | | | | | | | | | | | | | | | | | | | | | | | | |
| 10 Kaley Woolston | G | 31:41 | 5-8 | 3-5 | 3-4 | 0 2 2 | 1 | 4 | 16 | 2 | 3 | 1 | 0 | 0 | 14 | | | | | | | | | | | | | | | | | | | | | | | | | | | | | | | | | | | | | | | | | | | | | | | | | | | | | | | | | | | | | | | | | | | | | | | | | | | | | | | | | | | | | | | | | | | | | | | | | | | | | | | | | | | | | | | | | | | | | | | | | | | | | | | | | | | | | | | | | | | | | | | | | | | | | | | | | | | | | | | | | | | | | | | | | | | | | | | | | | | | | | | | | | | | | | | | | | | | | | | | | | | | | | | | | | | | | | | | | | | | | | | | | | | | | | |
| 11 Kaylee Smiler | G | 35:59 | 4-6 | 2-3 | 0-0 | 1 5 6 | 2 | 1 | 10 | 5 | 2 | 0 | 0 | 4 | 26 | | | | | | | | | | | | | | | | | | | | | | | | | | | | | | | | | | | | | | | | | | | | | | | | | | | | | | | | | | | | | | | | | | | | | | | | | | | | | | | | | | | | | | | | | | | | | | | | | | | | | | | | | | | | | | | | | | | | | | | | | | | | | | | | | | | | | | | | | | | | | | | | | | | | | | | | | | | | | | | | | | | | | | | | | | | | | | | | | | | | | | | | | | | | | | | | | | | | | | | | | | | | | | | | | | | | | | | | | | | | | | | | | | | | | | |
| 30 Lauren Davenport | G | 24:26 | 1-3 | 1-3 | 0-0 | 0 2 2 | 3 | 0 | 3 | 0 | 3 | 0 | 1 | 0 | 14 | | | | | | | | | | | | | | | | | | | | | | | | | | | | | | | | | | | | | | | | | | | | | | | | | | | | | | | | | | | | | | | | | | | | | | | | | | | | | | | | | | | | | | | | | | | | | | | | | | | | | | | | | | | | | | | | | | | | | | | | | | | | | | | | | | | | | | | | | | | | | | | | | | | | | | | | | | | | | | | | | | | | | | | | | | | | | | | | | | | | | | | | | | | | | | | | | | | | | | | | | | | | | | | | | | | | | | | | | | | | | | | | | | | | | | |
| 25 Emma Calvert | 21:38 | 3-4 | 1-1 | 0-0 | 0 2 2 | 2 0 7 | 0 | 2 | 0 | 2 | 0 | 2 | 0 | 0 | 1 | | | | | | | | | | | | | | | | | | | | | | | | | | | | | | | | | | | | | | | | | | | | | | | | | | | | | | | | | | | | | | | | | | | | | | | | | | | | | | | | | | | | | | | | | | | | | | | | | | | | | | | | | | | | | | | | | | | | | | | | | | | | | | | | | | | | | | | | | | | | | | | | | | | | | | | | | | | | | | | | | | | | | | | | | | | | | | | | | | | | | | | | | | | | | | | | | | | | | | | | | | | | | | | | | | | | | | | | | | | | | | | | | | | | | | |
| 24 Rose Bubakar | 09:22 | 1-2 | 1-2 | 1-2 | 1 2 3 | 1 1 4 | 4 | 2 | 1 | 0 | 0 | 0 | 0 | 9 | | | | | | | | | | | | | | | | | | | | | | | | | | | | | | | | | | | | | | | | | | | | | | | | | | | | | | | | | | | | | | | | | | | | | | | | | | | | | | | | | | | | | | | | | | | | | | | | | | | | | | | | | | | | | | | | | | | | | | | | | | | | | | | | | | | | | | | | | | | | | | | | | | | | | | | | | | | | | | | | | | | | | | | | | | | | | | | | | | | | | | | | | | | | | | | | | | | | | | | | | | | | | | | | | | | | | | | | | | | | | | | | | | | | | | | |
| 4 Alfa Mataavao | 08:50 | 0-3 | 0-0 | 0-0 | 0 2 2 | 0 0 0 | 0 | 2 | 0 | 1 | 0 | 0 | 0 | 0 | 3 | | | | | | | | | | | | | | | | | | | | | | | | | | | | | | | | | | | | | | | | | | | | | | | | | | | | | | | | | | | | | | | | | | | | | | | | | | | | | | | | | | | | | | | | | | | | | | | | | | | | | | | | | | | | | | | | | | | | | | | | | | | | | | | | | | | | | | | | | | | | | | | | | | | | | | | | | | | | | | | | | | | | | | | | | | | | | | | | | | | | | | | | | | | | | | | | | | | | | | | | | | | | | | | | | | | | | | | | | | | | | | | | | | | | | | |
| 20 Marina Mata | 08:02 | 0-1 | 0-1 | 0-0 | 0 0 0 | 0 0 0 | 0 | 0 | 0 | 0 | 0 | 0 | 0 | 0 | 2 | | | | | | | | | | | | | | | | | | | | | | | | | | | | | | | | | | | | | | | | | | | | | | | | | | | | | | | | | | | | | | | | | | | | | | | | | | | | | | | | | | | | | | | | | | | | | | | | | | | | | | | | | | | | | | | | | | | | | | | | | | | | | | | | | | | | | | | | | | | | | | | | | | | | | | | | | | | | | | | | | | | | | | | | | | | | | | | | | | | | | | | | | | | | | | | | | | | | | | | | | | | | | | | | | | | | | | | | | | | | | | | | | | | | | | |
| 21 Heather Hamson | 06:27 | 1-2 | 0-0 | 1-3 | 0 0 0 | 0 3 3 | 1 | 0 | 0 | 0 | 0 | 0 | 0 | 0 | -2 | | | | | | | | | | | | | | | | | | | | | | | | | | | | | | | | | | | | | | | | | | | | | | | | | | | | | | | | | | | | | | | | | | | | | | | | | | | | | | | | | | | | | | | | | | | | | | | | | | | | | | | | | | | | | | | | | | | | | | | | | | | | | | | | | | | | | | | | | | | | | | | | | | | | | | | | | | | | | | | | | | | | | | | | | | | | | | | | | | | | | | | | | | | | | | | | | | | | | | | | | | | | | | | | | | | | | | | | | | | | | | | | | | | | | | |
| 15 McKinley Willardson | 01:27 | 1-1 | 0-0 | 0-0 | 1 0 1 | 0 0 2 | 0 | 0 | 0 | 0 | 0 | 0 | 0 | 0 | 0 | | | | | | | | | | | | | | | | | | | | | | | | | | | | | | | | | | | | | | | | | | | | | | | | | | | | | | | | | | | | | | | | | | | | | | | | | | | | | | | | | | | | | | | | | | | | | | | | | | | | | | | | | | | | | | | | | | | | | | | | | | | | | | | | | | | | | | | | | | | | | | | | | | | | | | | | | | | | | | | | | | | | | | | | | | | | | | | | | | | | | | | | | | | | | | | | | | | | | | | | | | | | | | | | | | | | | | | | | | | | | | | | | | | | | | |
| Team | | | | | 2 2 4 | | | | 0 | 0 | | | | | | | | | | | | | | | | | | | | | | | | | | | | | | | | | | | | | | | | | | | | | | | | | | | | | | | | | | | | | | | | | | | | | | | | | | | | | | | | | | | | | | | | | | | | | | | | | | | | | | | | | | | | | | | | | | | | | | | | | | | | | | | | | | | | | | | | | | | | | | | | | | | | | | | | | | | | | | | | | | | | | | | | | | | | | | | | | | | | | | | | | | | | | | | | | | | | | | | | | | | | | | | | | | | | | | | | | | | | | | | | | | | | | | | | | | | |
| Totals | | 29-51 | 8-16 | 11-21 | 8 31 39 | 16 17 77 | 16 | 16 | 5 | 7 | 1 | 28 | | | | | | | | | | | | | | | | | | | | | | | | | | | | | | | | | | | | | | | | | | | | | | | | | | | | | | | | | | | | | | | | | | | | | | | | | | | | | | | | | | | | | | | | | | | | | | | | | | | | | | | | | | | | | | | | | | | | | | | | | | | | | | | | | | | | | | | | | | | | | | | | | | | | | | | | | | | | | | | | | | | | | | | | | | | | | | | | | | | | | | | | | | | | | | | | | | | | | | | | | | | | | | | | | | | | | | | | | | | | | | | | | | | | | | | | | |

| | | | | | | | | | | | | | |
|------------------|--|---------------------------|--|---------------------------|--|---------------|--|-------|--|--------------------------|--|--|--|
| Weber | | BYU | | Points from | | Weber | | BYU | | Period by Period Scoring | | | |
| Biggest lead | | 0 (1 st 10:00) | | 33 (3 rd 2:30) | | Turnovers | | 12 22 | | 1st 2nd 3rd 4th TOT | | | |
| Best Scoring Run | | 8 (4 th 4:57) | | 23 (2 nd 4:44) | | Paint | | 16 40 | | Weber 8 6 20 15 49 | | | |
| Lead Changes | | 0 | | 0 | | Second Chance | | 0 7 | | BYU 22 23 16 16 77 | | | |
| Times Tied | | 0 | | 0 | | Fast Breaks | | 2 13 | | | | | |
| Time with Lead | | 00:00 | | 39:44 | | Bench | | 10 16 | | | | | |

GAME 3: VS. UTAH VALLEY (W, 59-44)

| Utah Valley - 44 | | Record: 1-1 | | | | | | | | | | | | | | | | | | | | | | | | | | | | | | | | | | | | | | | | | | | | | | | | | | | | | | | | | | | | | | | | | | | | | | | | | | | | | | | | | | | | | | | | | | | | | | | | | | | | | | | | | | | | | | | | | | | | | | | | | | | | | | | | | | | | | | | | | | | | | | | | | | | | | | | | | | | | | | | | | | | | | | | | | | | | | | | | | | | | | | | | | | | | | | | | | | | | | | | | | | | | | | | | | | | | | | | | | | | | | | | | | | | | |
|--|-------|---|------|------|-----------|--------|----------|-------|----|----|--------|-----|--------|-----|-----|--|-----|-----|-----|-----------|----|----|--|--|--|-------|--|------------------|---|-------|-----|-----|-----|-------|---|---|---|---|---|---|---|---|-----|-------------------|---|-------|-----|-----|-----|-------|---|---|---|---|---|---|---|---|----|-----------------|---|-------|-----|-----|-----|-------|---|---|---|---|---|---|---|---|-----|-----------------|---|-------|-----|-----|-----|-------|---|---|---|---|---|---|---|---|----|-----------------|---|-------|-----|-----|-----|-------|---|---|---|---|---|---|---|---|----|---------------|-------|-----|-----|-----|-------|-------|---|---|---|---|---|---|---|---|-----|----------------|-------|-----|-----|-----|-------|--------|---|---|---|---|---|---|---|---|----|--------------|-------|-----|-----|-----|-------|-------|---|---|---|---|---|---|---|---|----|---------------|-------|-----|-----|-----|-------|-------|---|---|---|---|---|---|---|---|----|-------------------|-------|-----|-----|-----|-------|-------|---|---|---|---|---|---|---|---|--|-----------------|-------|-----|-----|-----|-------|-------|---|---|---|---|---|---|---|---|----|-------------|--|--|--|--|-------|--|--|--|---|---|--|--|--|--|--|---------------|--|-------|------|------|---------|-------|----|---|----|---|
|  Official Basketball Box Score - Final Utah Valley at BYU 11/14/23 Marriott Center, Provo 2023-24 Women's Basketball | | Game Time: 7:00 PM Game Duration: 2:02 Attendance: 1,890 Officials: Lisa Jones, Kyle Bacon, Nadi Carey | | | | | | | | | | | | | | | | | | | | | | | | | | | | | | | | | | | | | | | | | | | | | | | | | | | | | | | | | | | | | | | | | | | | | | | | | | | | | | | | | | | | | | | | | | | | | | | | | | | | | | | | | | | | | | | | | | | | | | | | | | | | | | | | | | | | | | | | | | | | | | | | | | | | | | | | | | | | | | | | | | | | | | | | | | | | | | | | | | | | | | | | | | | | | | | | | | | | | | | | | | | | | | | | | | | | | | | | | | | | | | | | | | | | |
| <table border="1"> <thead> <tr> <th>NO. Name</th> <th>Min</th> <th>FG</th> <th>3P</th> <th>FT</th> <th>Rebounds</th> <th>Fouls</th> <th>TP</th> <th>AS</th> <th>TO</th> <th>ST</th> <th>Blocks</th> <th>+/-</th> </tr> <tr> <th></th> <th></th> <th>M/A</th> <th>M/A</th> <th>M/A</th> <th>OR DR TOT</th> <th>PF</th> <th>FD</th> <th></th> <th></th> <th></th> <th>BS BA</th> <th></th> </tr> </thead> <tbody> <tr><td>23 Liana Kaitu'u</td><td>F</td><td>13:04</td><td>3-7</td><td>0-0</td><td>0-0</td><td>0 0 0</td><td>4</td><td>3</td><td>6</td><td>0</td><td>1</td><td>0</td><td>1</td><td>1</td><td>-11</td></tr> <tr><td>3 Amanda Barcello</td><td>G</td><td>31:55</td><td>1-5</td><td>1-4</td><td>0-0</td><td>0 3 3</td><td>1</td><td>0</td><td>3</td><td>1</td><td>0</td><td>2</td><td>0</td><td>0</td><td>-9</td></tr> <tr><td>13 Ally Criddle</td><td>G</td><td>28:17</td><td>2-6</td><td>0-1</td><td>2-2</td><td>2 5 6</td><td>1</td><td>3</td><td>1</td><td>0</td><td>1</td><td>0</td><td>1</td><td>0</td><td>-19</td></tr> <tr><td>24 Kaylee Byron</td><td>G</td><td>16:03</td><td>2-4</td><td>0-0</td><td>0-0</td><td>2 2 2</td><td>2</td><td>1</td><td>4</td><td>0</td><td>2</td><td>0</td><td>0</td><td>0</td><td>-7</td></tr> <tr><td>25 Halle Nelson</td><td>G</td><td>26:35</td><td>1-7</td><td>0-3</td><td>0-0</td><td>1 3 4</td><td>2</td><td>0</td><td>2</td><td>0</td><td>1</td><td>0</td><td>1</td><td>1</td><td>-5</td></tr> <tr><td>10 Saige Gibb</td><td>10:58</td><td>1-3</td><td>1-2</td><td>1-2</td><td>0 0 0</td><td>0 2 4</td><td>0</td><td>0</td><td>0</td><td>0</td><td>0</td><td>0</td><td>0</td><td>0</td><td>-15</td></tr> <tr><td>3 Tessa Chaney</td><td>26:43</td><td>2-7</td><td>0-1</td><td>6-7</td><td>2 7 9</td><td>3 4 10</td><td>1</td><td>2</td><td>1</td><td>2</td><td>0</td><td>0</td><td>0</td><td>0</td><td>-6</td></tr> <tr><td>5 Jenna Dick</td><td>12:10</td><td>1-3</td><td>1-3</td><td>0-0</td><td>0 1 1</td><td>1 0 0</td><td>3</td><td>0</td><td>1</td><td>0</td><td>0</td><td>0</td><td>0</td><td>0</td><td>-7</td></tr> <tr><td>1 Kylee Mabry</td><td>15:06</td><td>3-6</td><td>0-1</td><td>0-0</td><td>2 2 3</td><td>1 0 6</td><td>0</td><td>0</td><td>2</td><td>1</td><td>0</td><td>0</td><td>0</td><td>0</td><td>-6</td></tr> <tr><td>12 Eleyana Tafisi</td><td>15:39</td><td>0-6</td><td>0-1</td><td>0-0</td><td>1 2 3</td><td>2 2 0</td><td>5</td><td>0</td><td>1</td><td>0</td><td>1</td><td>0</td><td>1</td><td>3</td><td></td></tr> <tr><td>2 Elna Tausinga</td><td>03:31</td><td>0-2</td><td>0-1</td><td>0-0</td><td>0 0 0</td><td>0 0 0</td><td>0</td><td>0</td><td>0</td><td>0</td><td>0</td><td>0</td><td>1</td><td>0</td><td>-2</td></tr> <tr><td>Team</td><td></td><td></td><td></td><td></td><td>1 0 1</td><td></td><td></td><td></td><td>0</td><td>1</td><td></td><td></td><td></td><td></td><td></td></tr> <tr><td>Totals</td><td></td><td>16-56</td><td>3-17</td><td>9-12</td><td>5 22 27</td><td>17 17</td><td>44</td><td>8</td><td>11</td><td>7</td></tr></tbody></table> | | NO. Name | Min | FG | 3P | FT | Rebounds | Fouls | TP | AS | TO | ST | Blocks | +/- | | | M/A | M/A | M/A | OR DR TOT | PF | FD | | | | BS BA | | 23 Liana Kaitu'u | F | 13:04 | 3-7 | 0-0 | 0-0 | 0 0 0 | 4 | 3 | 6 | 0 | 1 | 0 | 1 | 1 | -11 | 3 Amanda Barcello | G | 31:55 | 1-5 | 1-4 | 0-0 | 0 3 3 | 1 | 0 | 3 | 1 | 0 | 2 | 0 | 0 | -9 | 13 Ally Criddle | G | 28:17 | 2-6 | 0-1 | 2-2 | 2 5 6 | 1 | 3 | 1 | 0 | 1 | 0 | 1 | 0 | -19 | 24 Kaylee Byron | G | 16:03 | 2-4 | 0-0 | 0-0 | 2 2 2 | 2 | 1 | 4 | 0 | 2 | 0 | 0 | 0 | -7 | 25 Halle Nelson | G | 26:35 | 1-7 | 0-3 | 0-0 | 1 3 4 | 2 | 0 | 2 | 0 | 1 | 0 | 1 | 1 | -5 | 10 Saige Gibb | 10:58 | 1-3 | 1-2 | 1-2 | 0 0 0 | 0 2 4 | 0 | 0 | 0 | 0 | 0 | 0 | 0 | 0 | -15 | 3 Tessa Chaney | 26:43 | 2-7 | 0-1 | 6-7 | 2 7 9 | 3 4 10 | 1 | 2 | 1 | 2 | 0 | 0 | 0 | 0 | -6 | 5 Jenna Dick | 12:10 | 1-3 | 1-3 | 0-0 | 0 1 1 | 1 0 0 | 3 | 0 | 1 | 0 | 0 | 0 | 0 | 0 | -7 | 1 Kylee Mabry | 15:06 | 3-6 | 0-1 | 0-0 | 2 2 3 | 1 0 6 | 0 | 0 | 2 | 1 | 0 | 0 | 0 | 0 | -6 | 12 Eleyana Tafisi | 15:39 | 0-6 | 0-1 | 0-0 | 1 2 3 | 2 2 0 | 5 | 0 | 1 | 0 | 1 | 0 | 1 | 3 | | 2 Elna Tausinga | 03:31 | 0-2 | 0-1 | 0-0 | 0 0 0 | 0 0 0 | 0 | 0 | 0 | 0 | 0 | 0 | 1 | 0 | -2 | Team | | | | | 1 0 1 | | | | 0 | 1 | | | | | | Totals | | 16-56 | 3-17 | 9-12 | 5 22 27 | 17 17 | 44 | 8 | 11 | 7 |
| NO. Name | Min | FG | 3P | FT | Rebounds | Fouls | TP | AS | TO | ST | Blocks | +/- | | | | | | | | | | | | | | | | | | | | | | | | | | | | | | | | | | | | | | | | | | | | | | | | | | | | | | | | | | | | | | | | | | | | | | | | | | | | | | | | | | | | | | | | | | | | | | | | | | | | | | | | | | | | | | | | | | | | | | | | | | | | | | | | | | | | | | | | | | | | | | | | | | | | | | | | | | | | | | | | | | | | | | | | | | | | | | | | | | | | | | | | | | | | | | | | | | | | | | | | | | | | | | | | | | | | | | | | | | |
| | | M/A | M/A | M/A | OR DR TOT | PF | FD | | | | BS BA | | | | | | | | | | | | | | | | | | | | | | | | | | | | | | | | | | | | | | | | | | | | | | | | | | | | | | | | | | | | | | | | | | | | | | | | | | | | | | | | | | | | | | | | | | | | | | | | | | | | | | | | | | | | | | | | | | | | | | | | | | | | | | | | | | | | | | | | | | | | | | | | | | | | | | | | | | | | | | | | | | | | | | | | | | | | | | | | | | | | | | | | | | | | | | | | | | | | | | | | | | | | | | | | | | | | | | | | | | | |
| 23 Liana Kaitu'u | F | 13:04 | 3-7 | 0-0 | 0-0 | 0 0 0 | 4 | 3 | 6 | 0 | 1 | 0 | 1 | 1 | -11 | | | | | | | | | | | | | | | | | | | | | | | | | | | | | | | | | | | | | | | | | | | | | | | | | | | | | | | | | | | | | | | | | | | | | | | | | | | | | | | | | | | | | | | | | | | | | | | | | | | | | | | | | | | | | | | | | | | | | | | | | | | | | | | | | | | | | | | | | | | | | | | | | | | | | | | | | | | | | | | | | | | | | | | | | | | | | | | | | | | | | | | | | | | | | | | | | | | | | | | | | | | | | | | | | | | | | | | |
| 3 Amanda Barcello | G | 31:55 | 1-5 | 1-4 | 0-0 | 0 3 3 | 1 | 0 | 3 | 1 | 0 | 2 | 0 | 0 | -9 | | | | | | | | | | | | | | | | | | | | | | | | | | | | | | | | | | | | | | | | | | | | | | | | | | | | | | | | | | | | | | | | | | | | | | | | | | | | | | | | | | | | | | | | | | | | | | | | | | | | | | | | | | | | | | | | | | | | | | | | | | | | | | | | | | | | | | | | | | | | | | | | | | | | | | | | | | | | | | | | | | | | | | | | | | | | | | | | | | | | | | | | | | | | | | | | | | | | | | | | | | | | | | | | | | | | | | | |
| 13 Ally Criddle | G | 28:17 | 2-6 | 0-1 | 2-2 | 2 5 6 | 1 | 3 | 1 | 0 | 1 | 0 | 1 | 0 | -19 | | | | | | | | | | | | | | | | | | | | | | | | | | | | | | | | | | | | | | | | | | | | | | | | | | | | | | | | | | | | | | | | | | | | | | | | | | | | | | | | | | | | | | | | | | | | | | | | | | | | | | | | | | | | | | | | | | | | | | | | | | | | | | | | | | | | | | | | | | | | | | | | | | | | | | | | | | | | | | | | | | | | | | | | | | | | | | | | | | | | | | | | | | | | | | | | | | | | | | | | | | | | | | | | | | | | | | | |
| 24 Kaylee Byron | G | 16:03 | 2-4 | 0-0 | 0-0 | 2 2 2 | 2 | 1 | 4 | 0 | 2 | 0 | 0 | 0 | -7 | | | | | | | | | | | | | | | | | | | | | | | | | | | | | | | | | | | | | | | | | | | | | | | | | | | | | | | | | | | | | | | | | | | | | | | | | | | | | | | | | | | | | | | | | | | | | | | | | | | | | | | | | | | | | | | | | | | | | | | | | | | | | | | | | | | | | | | | | | | | | | | | | | | | | | | | | | | | | | | | | | | | | | | | | | | | | | | | | | | | | | | | | | | | | | | | | | | | | | | | | | | | | | | | | | | | | | | |
| 25 Halle Nelson | G | 26:35 | 1-7 | 0-3 | 0-0 | 1 3 4 | 2 | 0 | 2 | 0 | 1 | 0 | 1 | 1 | -5 | | | | | | | | | | | | | | | | | | | | | | | | | | | | | | | | | | | | | | | | | | | | | | | | | | | | | | | | | | | | | | | | | | | | | | | | | | | | | | | | | | | | | | | | | | | | | | | | | | | | | | | | | | | | | | | | | | | | | | | | | | | | | | | | | | | | | | | | | | | | | | | | | | | | | | | | | | | | | | | | | | | | | | | | | | | | | | | | | | | | | | | | | | | | | | | | | | | | | | | | | | | | | | | | | | | | | | | |
| 10 Saige Gibb | 10:58 | 1-3 | 1-2 | 1-2 | 0 0 0 | 0 2 4 | 0 | 0 | 0 | 0 | 0 | 0 | 0 | 0 | -15 | | | | | | | | | | | | | | | | | | | | | | | | | | | | | | | | | | | | | | | | | | | | | | | | | | | | | | | | | | | | | | | | | | | | | | | | | | | | | | | | | | | | | | | | | | | | | | | | | | | | | | | | | | | | | | | | | | | | | | | | | | | | | | | | | | | | | | | | | | | | | | | | | | | | | | | | | | | | | | | | | | | | | | | | | | | | | | | | | | | | | | | | | | | | | | | | | | | | | | | | | | | | | | | | | | | | | | | |
| 3 Tessa Chaney | 26:43 | 2-7 | 0-1 | 6-7 | 2 7 9 | 3 4 10 | 1 | 2 | 1 | 2 | 0 | 0 | 0 | 0 | -6 | | | | | | | | | | | | | | | | | | | | | | | | | | | | | | | | | | | | | | | | | | | | | | | | | | | | | | | | | | | | | | | | | | | | | | | | | | | | | | | | | | | | | | | | | | | | | | | | | | | | | | | | | | | | | | | | | | | | | | | | | | | | | | | | | | | | | | | | | | | | | | | | | | | | | | | | | | | | | | | | | | | | | | | | | | | | | | | | | | | | | | | | | | | | | | | | | | | | | | | | | | | | | | | | | | | | | | | |
| 5 Jenna Dick | 12:10 | 1-3 | 1-3 | 0-0 | 0 1 1 | 1 0 0 | 3 | 0 | 1 | 0 | 0 | 0 | 0 | 0 | -7 | | | | | | | | | | | | | | | | | | | | | | | | | | | | | | | | | | | | | | | | | | | | | | | | | | | | | | | | | | | | | | | | | | | | | | | | | | | | | | | | | | | | | | | | | | | | | | | | | | | | | | | | | | | | | | | | | | | | | | | | | | | | | | | | | | | | | | | | | | | | | | | | | | | | | | | | | | | | | | | | | | | | | | | | | | | | | | | | | | | | | | | | | | | | | | | | | | | | | | | | | | | | | | | | | | | | | | | |
| 1 Kylee Mabry | 15:06 | 3-6 | 0-1 | 0-0 | 2 2 3 | 1 0 6 | 0 | 0 | 2 | 1 | 0 | 0 | 0 | 0 | -6 | | | | | | | | | | | | | | | | | | | | | | | | | | | | | | | | | | | | | | | | | | | | | | | | | | | | | | | | | | | | | | | | | | | | | | | | | | | | | | | | | | | | | | | | | | | | | | | | | | | | | | | | | | | | | | | | | | | | | | | | | | | | | | | | | | | | | | | | | | | | | | | | | | | | | | | | | | | | | | | | | | | | | | | | | | | | | | | | | | | | | | | | | | | | | | | | | | | | | | | | | | | | | | | | | | | | | | | |
| 12 Eleyana Tafisi | 15:39 | 0-6 | 0-1 | 0-0 | 1 2 3 | 2 2 0 | 5 | 0 | 1 | 0 | 1 | 0 | 1 | 3 | | | | | | | | | | | | | | | | | | | | | | | | | | | | | | | | | | | | | | | | | | | | | | | | | | | | | | | | | | | | | | | | | | | | | | | | | | | | | | | | | | | | | | | | | | | | | | | | | | | | | | | | | | | | | | | | | | | | | | | | | | | | | | | | | | | | | | | | | | | | | | | | | | | | | | | | | | | | | | | | | | | | | | | | | | | | | | | | | | | | | | | | | | | | | | | | | | | | | | | | | | | | | | | | | | | | | | | | |
| 2 Elna Tausinga | 03:31 | 0-2 | 0-1 | 0-0 | 0 0 0 | 0 0 0 | 0 | 0 | 0 | 0 | 0 | 0 | 1 | 0 | -2 | | | | | | | | | | | | | | | | | | | | | | | | | | | | | | | | | | | | | | | | | | | | | | | | | | | | | | | | | | | | | | | | | | | | | | | | | | | | | | | | | | | | | | | | | | | | | | | | | | | | | | | | | | | | | | | | | | | | | | | | | | | | | | | | | | | | | | | | | | | | | | | | | | | | | | | | | | | | | | | | | | | | | | | | | | | | | | | | | | | | | | | | | | | | | | | | | | | | | | | | | | | | | | | | | | | | | | | |
| Team | | | | | 1 0 1 | | | | 0 | 1 | | | | | | | | | | | | | | | | | | | | | | | | | | | | | | | | | | | | | | | | | | | | | | | | | | | | | | | | | | | | | | | | | | | | | | | | | | | | | | | | | | | | | | | | | | | | | | | | | | | | | | | | | | | | | | | | | | | | | | | | | | | | | | | | | | | | | | | | | | | | | | | | | | | | | | | | | | | | | | | | | | | | | | | | | | | | | | | | | | | | | | | | | | | | | | | | | | | | | | | | | | | | | | | | | | | | | | | | | | | | |
| Totals | | 16-56 | 3-17 | 9-12 | 5 22 27 | 17 17 | 44 | 8 | 11 | 7 | | | | | | | | | | | | | | | | | | | | | | | | | | | | | | | | | | | | | | | | | | | | | | | | | | | | | | | | | | | | | | | | | | | | | | | | | | | | | | | | | | | | | | | | | | | | | | | | | | | | | | | | | | | | | | | | | | | | | | | | | | | | | | | | | | | | | | | | | | | | | | | | | | | | | | | | | | | | | | | | | | | | | | | | | | | | | | | | | | | | | | | | | | | | | | | | | | | | | | | | | | | | | | | | | | | | | | | | | | | | |

GAME 5: VS. SAINT LOUIS (AT BYU HAWAII)

Official Basketball Box Score - Final
BYU at Saint Louis
 11/21/23 Cannon Activities Center, Laie
 2023-24 Women's Basketball
 Game Time: 3:00 PM
 Game Duration: 3:55
 Attendance: 200
 Officials: Rochelle Bennett, Steve Piercy, Courtney Donahue

| NO. | Name | Min | FG | | 3P | | FT | | Rebounds | | Fouls | | TP | AS | TO | ST | Blocks | | +/- |
|--------|------------------|---------|-------|------|-------|-----|----|----|----------|----|-------|----|----|----|----|----|--------|----|-----|
| | | | M-A | M-A | M-A | M-A | OR | DR | PF | FD | BS | BA | | | | | | | |
| 12 | Lauren Gustin | F 32:40 | 7-12 | 0-0 | 2-5 | 1 | 12 | 13 | 4 | 5 | 16 | 2 | 2 | 1 | 0 | 1 | 0 | 24 | |
| 1 | Amari Whiting | G 25:46 | 5-9 | 1-2 | 3-4 | 2 | 2 | 4 | 4 | 3 | 14 | 4 | 2 | 0 | 0 | 0 | 0 | 15 | |
| 10 | Kailey Woolston | G 33:23 | 7-14 | 5-7 | 0-0 | 2 | 3 | 5 | 4 | 1 | 19 | 1 | 4 | 1 | 0 | 1 | 0 | 22 | |
| 11 | Kaylee Smiler | G 35:43 | 2-5 | 1-3 | 0-0 | 1 | 3 | 4 | 3 | 1 | 5 | 5 | 1 | 1 | 0 | 0 | 0 | 25 | |
| 30 | Lauren Davenport | G 16:09 | 1-3 | 1-2 | 0-0 | 0 | 3 | 3 | 5 | 0 | 3 | 0 | 0 | 0 | 0 | 0 | 0 | 6 | |
| 24 | Rose Bubakar | 19:32 | 1-5 | 0-4 | 6-6 | 1 | 1 | 2 | 2 | 3 | 8 | 1 | 2 | 2 | 0 | 0 | 0 | 4 | |
| 25 | Emma Calvert | 25:11 | 8-10 | 1-1 | 5-9 | 0 | 7 | 7 | 2 | 6 | 22 | 4 | 2 | 0 | 2 | 0 | 0 | 16 | |
| 4 | Alra Matavao | 07:55 | 0-2 | 0-1 | 0-0 | 0 | 0 | 0 | 2 | 0 | 0 | 1 | 2 | 0 | 0 | 0 | 0 | -1 | |
| 20 | Marina Mata | 01:51 | 0-0 | 0-0 | 0-0 | 0 | 0 | 0 | 1 | 0 | 0 | 0 | 1 | 0 | 0 | 0 | 0 | -3 | |
| 21 | Heather Hamson | 01:51 | 0-0 | 0-0 | 0-0 | 0 | 0 | 0 | 0 | 0 | 0 | 0 | 0 | 0 | 0 | 0 | 0 | -3 | |
| Team | | | | | | 3 | 2 | 5 | 0 | 0 | 0 | 0 | 0 | 0 | 0 | 0 | 0 | | |
| Totals | | | 31-60 | 9-20 | 16-24 | 10 | 33 | 43 | 27 | 19 | 87 | 18 | 16 | 5 | 2 | 2 | 21 | | |

Technical Fouls: NONE
 Dead Ball Rebounds: 2, 1

Saint Louis - 66
 Record: 3-3

| NO. | Name | Min | FG | | 3P | | FT | | Rebounds | | Fouls | | TP | AS | TO | ST | Blocks | | +/- |
|--------|------------------|---------|-------|------|-------|-----|----|----|----------|----|-------|----|----|----|----|----|--------|-----|-----|
| | | | M-A | M-A | M-A | M-A | OR | DR | PF | FD | BS | BA | | | | | | | |
| 32 | Peyton Kennedy | F 31:05 | 5-16 | 1-7 | 5-6 | 3 | 3 | 6 | 4 | 3 | 16 | 0 | 1 | 4 | 0 | 0 | 0 | -20 | |
| 25 | Marcella Shavers | C 10:60 | 1-2 | 0-0 | 2-2 | 1 | 2 | 3 | 5 | 2 | 4 | 0 | 0 | 0 | 0 | 0 | 0 | -11 | |
| 00 | Kyla McMakin | G 39:01 | 3-14 | 0-1 | 6-10 | 1 | 0 | 1 | 3 | 10 | 12 | 0 | 3 | 1 | 0 | 0 | 0 | 21 | |
| 4 | Kennedy Calhoun | G 36:21 | 1-4 | 0-1 | 0-0 | 0 | 2 | 2 | 2 | 1 | 2 | 5 | 3 | 1 | 0 | 0 | 0 | -20 | |
| 45 | Brooklyn Gray | G 23:54 | 0-5 | 0-1 | 6-6 | 0 | 2 | 2 | 1 | 4 | 6 | 2 | 0 | 0 | 0 | 0 | 0 | -13 | |
| 12 | Tierra Simon | 29:08 | 4-7 | 2-3 | 0-0 | 3 | 13 | 16 | 2 | 2 | 10 | 1 | 1 | 1 | 2 | 1 | 0 | -16 | |
| 2 | Camree Clegg | 22:25 | 3-10 | 1-6 | 5-5 | 0 | 1 | 1 | 2 | 3 | 12 | 2 | 2 | 1 | 0 | 1 | 0 | -12 | |
| 22 | Mia Nicastro | 03:57 | 1-1 | 0-0 | 0-0 | 0 | 1 | 1 | 1 | 0 | 2 | 0 | 0 | 0 | 0 | 0 | 0 | 2 | |
| 15 | Ashleigh Connor | 01:35 | 0-1 | 0-0 | 2-2 | 0 | 0 | 0 | 0 | 1 | 2 | 0 | 0 | 0 | 0 | 0 | 0 | 3 | |
| 35 | Briana Johns | 01:35 | 0-0 | 0-0 | 0-0 | 0 | 0 | 0 | 0 | 1 | 0 | 0 | 0 | 0 | 0 | 0 | 0 | 3 | |
| Team | | | | | | 2 | 0 | 2 | 0 | 0 | 0 | 0 | 0 | 0 | 0 | 0 | 0 | | |
| Totals | | | 18-60 | 4-19 | 26-31 | 10 | 24 | 34 | 20 | 27 | 66 | 10 | 10 | 8 | 2 | 2 | 21 | | |

Technical Fouls: Shavers 3rd, 3rd, 17
 Dead Ball Rebounds: 3, 1

| | BYU | SLU |
|------------------|---------------------------|--------------------------|
| Biggest lead | 24 (4 th 2:09) | 2 (1 st 9:48) |
| Best Scoring Run | 8 (1 st 7:09) | 6 (2 nd 7:08) |
| Lead Changes | 1 | |
| Times Tied | 1 | |
| Time with Lead | 38:47 | 00:19 |

| Points from Turnovers | BYU | SLU |
|-----------------------|-----|-----|
| | 10 | 8 |
| Paint | 28 | 10 |
| Second Chance | 14 | 2 |
| Fast Breaks | 12 | 8 |
| Bench | 30 | 26 |

| Period by Period Scoring | BYU | SLU |
|--------------------------|-----|-----|
| 1st | 21 | 18 |
| 2nd | 27 | 21 |
| 3rd | 27 | 21 |
| 4th | 27 | 87 |
| TOT | 14 | 19 |
| TOT | 14 | 19 |
| TOT | 14 | 19 |
| TOT | 14 | 19 |
| TOT | 14 | 19 |

GAME 6: VS. LMU

Official Basketball Box Score - Final
LMU (CA) at BYU
 11/25/23 Marriott Center, Provo
 2023-24 Women's Basketball
 Game Time: 2:00 PM
 Game Duration: 1:47
 Attendance: 1,528
 Officials: Tiffany Bird, Teresa Turner, Kyle Bacon

| NO. | Name | Min | FG | | 3P | | FT | | Rebounds | | Fouls | | TP | AS | TO | ST | Blocks | | +/- |
|--------|------------------|---------|-------|------|-----|-----|----|----|----------|----|-------|----|----|----|----|----|--------|-----|-----|
| | | | M-A | M-A | M-A | M-A | OR | DR | PF | FD | BS | BA | | | | | | | |
| 10 | Amaya Oliver | F 21:41 | 5-5 | 0-0 | 0-0 | 1 | 2 | 3 | 5 | 2 | 10 | 1 | 1 | 1 | 1 | 0 | 0 | -4 | |
| 35 | Alexis Mark | F 17:16 | 3-6 | 0-1 | 1-2 | 1 | 2 | 3 | 1 | 3 | 7 | 0 | 0 | 0 | 0 | 1 | 0 | -3 | |
| 11 | Soufia Inoussa | G 22:24 | 1-7 | 0-2 | 0-0 | 2 | 2 | 4 | 2 | 1 | 2 | 0 | 0 | 0 | 0 | 0 | 0 | -11 | |
| 14 | Sydney Gandy | G 32:16 | 3-9 | 1-2 | 2-2 | 1 | 1 | 2 | 1 | 3 | 9 | 4 | 2 | 0 | 2 | 0 | 0 | -8 | |
| 17 | Nicole Rodriguez | G 26:47 | 2-9 | 2-4 | 2-2 | 0 | 0 | 0 | 0 | 1 | 8 | 1 | 2 | 2 | 2 | 0 | 0 | -8 | |
| 0 | Da'Ja Hamilton | 20:42 | 0-6 | 0-1 | 0-0 | 1 | 0 | 1 | 1 | 1 | 0 | 2 | 2 | 1 | 0 | 2 | 0 | -7 | |
| 3 | Ella Wedin | 20:17 | 1-3 | 1-2 | 0-0 | 2 | 2 | 2 | 1 | 0 | 3 | 3 | 0 | 0 | 0 | 0 | 0 | -12 | |
| 4 | Cynthia Ezeja | 11:57 | 3-6 | 0-0 | 0-0 | 1 | 3 | 4 | 4 | 1 | 6 | 0 | 4 | 0 | 0 | 0 | 0 | -14 | |
| 5 | Daylee Dunn | 17:51 | 3-5 | 3-5 | 0-0 | 0 | 2 | 2 | 1 | 0 | 9 | 0 | 0 | 0 | 0 | 0 | 0 | -14 | |
| 55 | Maya Hernandez | 08:49 | 2-2 | 0-0 | 0-0 | 0 | 1 | 1 | 2 | 1 | 4 | 0 | 0 | 0 | 0 | 0 | 0 | 1 | |
| Team | | | | | | 2 | 2 | 4 | 0 | 0 | 0 | 0 | 0 | 0 | 0 | 0 | 0 | | |
| Totals | | | 23-58 | 7-17 | 5-8 | 9 | 17 | 26 | 18 | 13 | 58 | 11 | 11 | 7 | 1 | 7 | -18 | | |

Technical Fouls: NONE
 Dead Ball Rebounds: 2, 0

BYU - 74
 Record: 6-0

| NO. | Name | Min | FG | | 3P | | FT | | Rebounds | | Fouls | | TP | AS | TO | ST | Blocks | | +/- |
|--------|------------------|---------|-------|------|-------|-----|----|----|----------|----|-------|----|----|----|----|----|--------|----|-----|
| | | | M-A | M-A | M-A | M-A | OR | DR | PF | FD | BS | BA | | | | | | | |
| 12 | Lauren Gustin | F 34:49 | 6-8 | 0-0 | 3-6 | 1 | 14 | 15 | 3 | 6 | 15 | 0 | 4 | 0 | 1 | 0 | 0 | 16 | |
| 1 | Amari Whiting | G 29:57 | 2-5 | 1-1 | 2-5 | 1 | 0 | 1 | 3 | 3 | 7 | 1 | 2 | 1 | 0 | 1 | 0 | 3 | |
| 10 | Kailey Woolston | G 33:35 | 7-9 | 4-5 | 0-2 | 1 | 5 | 6 | 2 | 1 | 18 | 3 | 1 | 2 | 0 | 0 | 0 | 15 | |
| 11 | Kaylee Smiler | G 33:15 | 3-5 | 1-3 | 1-2 | 0 | 2 | 2 | 1 | 2 | 8 | 7 | 0 | 1 | 3 | 0 | 0 | 20 | |
| 30 | Lauren Davenport | G 16:36 | 3-4 | 0-1 | 1-1 | 2 | 1 | 3 | 2 | 1 | 7 | 1 | 1 | 0 | 0 | 0 | 0 | -9 | |
| 3 | Nani Falatea | 19:45 | 3-8 | 1-3 | 4-4 | 0 | 2 | 2 | 2 | 11 | 2 | 1 | 0 | 1 | 0 | 0 | 0 | 13 | |
| 25 | Emma Calvert | 17:12 | 2-5 | 0-3 | 0-0 | 3 | 3 | 2 | 1 | 4 | 0 | 0 | 0 | 0 | 0 | 0 | 0 | 11 | |
| 24 | Rose Bubakar | 11:57 | 0-2 | 0-1 | 2-2 | 1 | 0 | 1 | 0 | 2 | 2 | 1 | 1 | 0 | 0 | 0 | 0 | 10 | |
| 4 | Alra Matavao | 01:57 | 1-1 | 0-0 | 0-0 | 0 | 0 | 0 | 0 | 0 | 0 | 2 | 0 | 1 | 0 | 0 | 0 | -3 | |
| 21 | Heather Hamson | 01:57 | 0-0 | 0-0 | 0-0 | 0 | 0 | 0 | 0 | 0 | 0 | 0 | 0 | 0 | 0 | 0 | 0 | -3 | |
| Team | | | | | | 0 | 0 | 0 | 0 | 0 | 0 | 0 | 0 | 0 | 0 | 0 | 0 | | |
| Totals | | | 27-47 | 7-17 | 13-22 | 6 | 27 | 33 | 13 | 18 | 74 | 15 | 12 | 4 | 7 | 1 | 16 | | |

Technical Fouls: NONE
 Dead Ball Rebounds: 6, 0

| | LMU | BYU |
|------------------|--------------------------|---------------------------|
| Biggest lead | 6 (1 st 5:57) | 19 (4 th 4:59) |
| Best Scoring Run | 6 (3 rd 9:11) | 12 (4 th 9:48) |
| Lead Changes | 5 | |
| Times Tied | 1 | |
| Time with Lead | 08:46 | 29:58 |

| Points from Turnovers | LMU | BYU |
|-----------------------|-----|-----|
| | 9 | 17 |
| Paint | 30 | 32 |
| Second Chance | 6 | 7 |
| Fast Breaks | 3 | 7 |
| Bench | 22 | 19 |

| Period by Period Scoring | LMU | BYU |
|--------------------------|-----|-----|
| 1st | 13 | 17 |
| 2nd | 12 | 16 |
| 3rd | 12 | 16 |
| 4th | 12 | 58 |
| TOT | 17 | 18 |
| TOT | 17 | 18 |
| TOT | 17 | 18 |
| TOT | 17 | 18 |
| TOT | 17 | 18 |

GAME 7: AT WYOMING

Official Basketball Box Score - Final
BYU at Wyoming
 11/28/23 Renee Audburn, Laramie, Wyo.
 2023-24 Women's Basketball
 Game Time: 6:30 PM
 Game Duration: 1:46
 Attendance: 2,442
 Officials: Melissa Barlow, Roy Gulbaygen, Benny Luna

| NO. | Name | Min | FG | | 3P | | FT | | Rebounds | | Fouls | | TP | AS | TO | ST | Blocks | | +/- |
|-----|------------------|---------|-------|-----|-----|-----|----|----|----------|----|-------|----|----|----|----|----|--------|-----|-----|
| | | | M-A | M-A | M-A | M-A | OR | DR | PF | FD | BS | BA | | | | | | | |
| 12 | Lauren Gustin | F 38:40 | 11-18 | 0-0 | 2-2 | 2 | 6 | 8 | 2 | 2 | 24 | 4 | 3 | 0 | 0 | 1 | 1 | -15 | |
| 1 | Amari Whiting | G 31:58 | 4-8 | 2-3 | 4-4 | 0 | 3 | 3 | 2 | 3 | 14 | 4 | 0 | 1 | 1 | 1 | 0 | -15 | |
| 10 | Kailey Woolston | G 31:24 | 3-6 | 1-2 | 1-2 | 2 | 1 | 8 | 2 | 1 | 8 | 0 | 2 | 0 | 1 | 0 | 0 | 0 | |
| 11 | Kaylee Smiler | G 37:33 | 1-5 | 0-2 | 0-0 | 0 | 0 | 0 | 2 | 2 | 2 | 2 | 1 | 2 | 1 | 0 | 0 | 3 | |
| 30 | Lauren Davenport | G 13:25 | 0-0 | 0-0 | 0-0 | 0 | 3 | 3 | 0 | 0 | 0 | 0 | 0 | 0 | 0 | 0 | 0 | 0 | |
| 3 | Nani Falatea | 22:12 | 3-4 | 0-0 | 4-4 | 1 | 4 | 5 | 2 | 10 | 7 | 2 | 1 | 0 | 0 | 0 | 0 | -10 | |
| 25 | Emma Calvert | 20:16 | 6-8 | | | | | | | | | | | | | | | | |

GAME 9: VS. UTAH STATE

Official Basketball Box Score - Final
Utah St. at BYU
 12/05/23 Marriott Center, Provo
 2023-24 Women's Basketball
 Game Time: 3:00 PM
 Game Duration: 2:36
 Attendance: 1,565
 Officials: Kyle Bacon, Brian Woods, Nadi Carey

| NO. Name | Min | FG | | 3P | | FT | | Rebounds | | Fouls | | TP | AS | TO | ST | Blocks | | | +/- |
|-----------------------|---------|-------|------|-------|-----|-----|------|----------|----|-------|----|----|----|----|----|--------|-----|-----|-----|
| | | M-A | M-A | M-A | M-A | OR | DR | PF | FD | BS | BA | | | | | BA | | | |
| 23 Tiairra Hill-Brown | F 09:27 | 1-4 | 0-2 | 0-0 | 0-0 | 0-0 | 1-2 | 2 | 1 | 2 | 0 | 2 | 1 | 0 | 0 | 0 | 0 | -12 | |
| 0 Ivory Finley | G 31:06 | 3-8 | 2-2 | 2-3 | 0-4 | 4-4 | 5-2 | 10 | 1 | 2 | 1 | 2 | 1 | 0 | 0 | 0 | 0 | -10 | |
| 4 Cheyenne Stubbs | G 36:22 | 5-13 | 3-6 | 8-12 | 0-3 | 3-4 | 8-21 | 2 | 3 | 2 | 0 | 1 | 1 | 1 | 0 | 0 | -11 | | |
| 11 Macy Smith | G 17:02 | 1-5 | 1-4 | 0-0 | 0-0 | 0-0 | 1-1 | 3 | 1 | 1 | 0 | 0 | 0 | 0 | 0 | 0 | -13 | | |
| 24 Skye Miller | G 26:01 | 4-12 | 1-4 | 1-1 | 2-5 | 7-7 | 2-3 | 10 | 1 | 1 | 0 | 0 | 0 | 0 | 0 | 0 | -17 | | |
| 33 Livia Knapp | 24:55 | 0-1 | 0-0 | 0-0 | 2-2 | 3-3 | 0-0 | 0 | 0 | 0 | 0 | 0 | 0 | 0 | 0 | 0 | -9 | | |
| 14 Lauren Crocker | 06:52 | 1-1 | 0-0 | 0-0 | 1-2 | 3-3 | 2-1 | 2 | 1 | 2 | 0 | 1 | 0 | 0 | 0 | 0 | 6 | | |
| 11 Alyzee Verdian | 15:11 | 3-5 | 0-0 | 1-2 | 2-1 | 3-3 | 2-4 | 7 | 0 | 2 | 1 | 0 | 0 | 0 | 0 | 0 | -4 | | |
| 1 Samiana Suguturaga | 09:09 | 1-2 | 0-0 | 0-0 | 1-1 | 2-2 | 0-0 | 2 | 0 | 0 | 0 | 0 | 0 | 0 | 0 | 0 | 12 | | |
| 2 Isabella Tanedo | 05:07 | 0-1 | 0-0 | 0-0 | 0-1 | 1-1 | 1-0 | 0 | 0 | 0 | 0 | 0 | 0 | 0 | 0 | 0 | 3 | | |
| 25 Bridget Mullings | 08:24 | 2-4 | 0-0 | 1-2 | 3-4 | 4-5 | 1-5 | 0 | 0 | 2 | 0 | 0 | 0 | 0 | 0 | 0 | -3 | | |
| 10 Taylia Stimpson | 05:28 | 1-2 | 0-0 | 0-0 | 1-1 | 2-0 | 2-0 | 0 | 0 | 0 | 0 | 0 | 0 | 0 | 0 | 0 | 1 | | |
| 3 Ali Wetta | 04:58 | 1-1 | 0-0 | 0-0 | 0-1 | 1-0 | 0-2 | 1 | 0 | 0 | 0 | 0 | 0 | 0 | 0 | 0 | 0 | | |
| Team | | | | | | | | 13 | 4 | 0 | 0 | 0 | 0 | 0 | 0 | 0 | 0 | | |
| Totals | | 23-59 | 7-19 | 13-20 | 9 | 25 | 34 | 30 | 21 | 66 | 7 | 16 | 6 | 1 | 3 | 0 | -6 | | |

Technical Fouls:Mullings 4th0:06

Shooting By Period
 1st FG% 2-10 20.0%
 3PT% 0-2 0.0%
 FT% 4-8 50.0%
 2nd FG% 8-14 57.1%
 3PT% 3-6 50.0%
 FT% 2-3 66.7%
 3rd FG% 6-18 33.3%
 3PT% 2-7 28.6%
 FT% 2-2 100%
 4th FG% 7-17 41.2%
 3PT% 2-4 50.0%
 FT% 5-7 71.4%
 GM FG% 23-59 38.0%
 3PT% 7-19 36.8%
 FT% 13-20 65.0%
 Dead Ball Rebounds: 4, 0

BYU - 72
 Record: 7-3

| NO. Name | Min | FG | | 3P | | FT | | Rebounds | | Fouls | | TP | AS | TO | ST | Blocks | | | +/- |
|---------------------|---------|-------|------|-------|-----|-----|-----|----------|-----|-------|-----|-----|-----|-----|-----|--------|----|--|-----|
| | | M-A | M-A | M-A | M-A | OR | DR | PF | FD | BS | BA | | | | | BA | | | |
| 12 Lauren Gustin | F 40:00 | 8-15 | 0-1 | 5-13 | 6 | 15 | 21 | 4 | 9 | 21 | 2 | 5 | 0 | 0 | 0 | 1 | 6 | | |
| 1 Amari Whiting | G 29:29 | 6-11 | 0-3 | 7-8 | 0 | 2 | 2 | 4 | 5 | 19 | 3 | 4 | 3 | 1 | 0 | 0 | 16 | | |
| 10 Kayley Woolston | G 34:46 | 3-11 | 1-4 | 1-2 | 2 | 2 | 4 | 2 | 8 | 5 | 4 | 3 | 0 | 0 | 0 | 0 | 9 | | |
| 11 Kayley Smiler | G 35:14 | 2-4 | 2-3 | 1-2 | 0 | 3 | 3 | 5 | 4 | 7 | 3 | 3 | 2 | 1 | 0 | 0 | 7 | | |
| 30 Lauren Davenport | G 22:57 | 1-3 | 1-3 | 0-0 | 1 | 2 | 3 | 2 | 0 | 3 | 0 | 1 | 0 | 0 | 0 | 0 | 0 | | |
| 25 Emma Calvert | G 27:52 | 3-5 | 1-3 | 7-10 | 2 | 6 | 8 | 4 | 8 | 14 | 1 | 1 | 1 | 1 | 0 | 0 | -7 | | |
| 24 Rose Bubakar | 03:38 | 0-0 | 0-0 | 0-0 | 0-0 | 0-0 | 0-0 | 0-0 | 0-0 | 0-0 | 0-0 | 0-0 | 0-0 | 0-0 | 0-0 | 0-0 | -9 | | |
| 4 Ali'a Mata'avao | 04:57 | 0-2 | 0-1 | 0-0 | 0-0 | 0-0 | 1-0 | 0 | 0 | 0 | 0 | 0 | 0 | 0 | 0 | 0 | 1 | | |
| 20 Marina Mata | 01:08 | 0-0 | 0-0 | 0-0 | 0-0 | 0-0 | 0-0 | 0-0 | 0-0 | 0-0 | 0-0 | 0-0 | 0-0 | 0-0 | 0-0 | 0-0 | 3 | | |
| Team | | | | | | | | 0 | 0 | 0 | 0 | 0 | 0 | 0 | 0 | 0 | 0 | | |
| Totals | | 23-51 | 5-18 | 21-35 | 11 | 30 | 41 | 22 | 29 | 72 | 14 | 20 | 9 | 3 | 1 | 6 | 0 | | |

Technical Fouls:Smiler 4th0:06

Shooting By Period
 1st FG% 9-18 50.0%
 3PT% 2-4 50.0%
 FT% 0-4 0.0%
 2nd FG% 6-13 46.2%
 3PT% 2-6 33.3%
 FT% 5-8 62.5%
 3rd FG% 3-11 27.3%
 3PT% 0-5 0.0%
 FT% 5-7 71.4%
 4th FG% 5-9 55.6%
 3PT% 1-3 33.3%
 FT% 11-16 68.8%
 GM FG% 23-51 45.1%
 3PT% 5-18 27.8%
 FT% 21-35 60.0%
 Dead Ball Rebounds: 6, 0

| | ISU | | BYU | | Points from Turnovers | USU | BYU | Period by Period Scoring | | | | | | | | | |
|------------------|---------------------------|---------------------------|-----------------|-----------------|-----------------------|-----|-----|--------------------------|-----------------|-----------------|-----------------|-----------------|-----|--|--|--|--|
| | 1 st | 2 nd | 3 rd | 4 th | | | | TOT | 1 st | 2 nd | 3 rd | 4 th | TOT | | | | |
| Biggest lead | 0 (1 st 00:00) | 16 (3 rd 6:21) | | | 14 | 23 | | | | | | | | | | | |
| Best Scoring Run | 9 (3 rd 3:28) | 10 (1 st 6:42) | | | 32 | 28 | | | | | | | | | | | |
| Lead Changes | 0 | | | | 6 | 3 | | | | | | | | | | | |
| Times Tied | 0 | | | | 8 | 19 | | | | | | | | | | | |
| Time with Lead | 00:00 | 39:42 | | | 20 | 14 | | | | | | | | | | | |

GAME 10: VS. BOISE STATE

Official Basketball Box Score - Final
Boise St. at BYU
 12/09/23 Marriott Center, Provo
 2023-24 Women's Basketball
 Game Time: 2:00 PM
 Game Duration: 1:51
 Attendance: 2,722
 Officials: Cameron Inouye, Brian Garland, Corey Long

| NO. Name | Min | FG | | 3P | | FT | | Rebounds | | Fouls | | TP | AS | TO | ST | Blocks | | | +/- |
|-----------------------|---------|-------|------|------|-----|----|----|----------|----|-------|----|----|----|----|----|--------|----|--|-----|
| | | M-A | M-A | M-A | M-A | OR | DR | PF | FD | BS | BA | | | | | BA | | | |
| 22 Trista Hull | F 20:11 | 2-8 | 0-0 | 0-0 | 2 | 8 | 10 | 4 | 3 | 4 | 1 | 0 | 1 | 2 | 0 | 0 | -3 | | |
| 32 Natalia Pasco | F 23:44 | 3-5 | 0-1 | 2-2 | 0 | 0 | 1 | 1 | 8 | 2 | 1 | 0 | 0 | 0 | 0 | -10 | | | |
| 33 Abby Muse | F 28:46 | 6-14 | 0-0 | 1-5 | 3 | 5 | 8 | 3 | 4 | 13 | 1 | 2 | 1 | 1 | 4 | -15 | | | |
| 1 Mya Hansen | G 16:33 | 2-6 | 2-3 | 0-0 | 0 | 0 | 0 | 0 | 0 | 0 | 0 | 0 | 0 | 0 | 0 | 0 | | | |
| 12 Mary Kay Naro | G 28:58 | 0-8 | 0-2 | 0-0 | 1 | 2 | 3 | 2 | 2 | 0 | 0 | 0 | 1 | 0 | 1 | 2 | | | |
| 4 Dani Bayes | 18:45 | 2-5 | 0-3 | 0-0 | 0 | 0 | 0 | 0 | 0 | 0 | 0 | 0 | 0 | 0 | 0 | -9 | | | |
| 15 Alyssa Christensen | 08:31 | 1-1 | 1-1 | 0-0 | 1 | 1 | 1 | 0 | 3 | 1 | 2 | 0 | 0 | 0 | 0 | -3 | | | |
| 23 Elobie Lobbie | 08:45 | 2-6 | 0-1 | 0-2 | 1 | 3 | 4 | 4 | 2 | 4 | 0 | 0 | 0 | 0 | 0 | 0 | | | |
| 2 Linsey Lovrovich | 15:45 | 2-6 | 0-2 | 1-4 | 2 | 0 | 2 | 1 | 3 | 5 | 0 | 0 | 0 | 0 | 0 | 0 | | | |
| 0 Tatum Thompson | 12:07 | 0-4 | 0-4 | 2-2 | 0 | 4 | 4 | 2 | 1 | 2 | 3 | 1 | 0 | 0 | 0 | -7 | | | |
| 24 Jayda Clark | 06:38 | 0-0 | 0-0 | 0-0 | 0 | 0 | 0 | 0 | 0 | 0 | 0 | 0 | 0 | 0 | 0 | -3 | | | |
| 11 Kaitlin Burgess | 04:36 | 0-1 | 0-0 | 1-2 | 0 | 0 | 0 | 0 | 0 | 1 | 1 | 0 | 0 | 0 | 0 | 0 | | | |
| 5 Allie Hueckman | 04:03 | 0-1 | 0-1 | 0-0 | 0 | 0 | 0 | 0 | 0 | 0 | 0 | 0 | 0 | 0 | 0 | 0 | | | |
| 21 Sydney McQuitor | 01:40 | 0-1 | 0-0 | 0-0 | 0 | 0 | 0 | 0 | 0 | 0 | 0 | 0 | 0 | 0 | 0 | 0 | | | |
| 30 Mackenzie Naro | 00:58 | 0-0 | 0-0 | 0-0 | 0 | 0 | 0 | 0 | 0 | 0 | 0 | 0 | 0 | 0 | 0 | 0 | | | |
| Team | | | | | | | | 4 | 3 | 7 | 0 | 0 | 0 | 0 | 0 | 0 | | | |
| Totals | | 20-66 | 3-18 | 7-17 | 13 | 26 | 39 | 18 | 19 | 50 | 14 | 13 | 4 | 5 | 7 | -15 | | | |

Technical Fouls:NONE

Shooting By Period
 1st FG% 6-18 33.3%
 3PT% 1-2 50.0%
 FT% 0-0 0.0%
 2nd FG% 5-15 33.3%
 3PT% 0-5 0.0%
 FT% 3-5 60.0%
 3rd FG% 5-20 25.0%
 3PT% 1-8 12.5%
 FT% 0-2 0.0%
 4th FG% 4-13 30.8%
 3PT% 1-3 33.3%
 FT% 4-10 40%
 GM FG% 20-66 30.3%
 3PT% 3-18 16.7%
 FT% 7-17 41.2%
 Dead Ball Rebounds: 3, 0

BYU - 65
 Record: 8-2

| NO. Name | Min | FG | | 3P | | FT | | Rebounds | | Fouls | | TP | AS | TO | ST | Blocks | | | +/- |
|------------------------|---------|-------|------|-------|-----|----|----|----------|----|-------|----|----|----|----|----|--------|--|--|-----|
| | | M-A | M-A | M-A | M-A | OR | DR | PF | FD | BS | BA | | | | | BA | | | |
| 12 Lauren Gustin | F 33:42 | 6-11 | 0-0 | 4-10 | 7 | 11 | 18 | 2 | 9 | 16 | 2 | 6 | 0 | 0 | 2 | 14 | | | |
| 25 Emma Calvert | F 27:02 | 3-9 | 0-2 | 0-0 | 2 | 12 | 14 | 5 | 1 | 6 | 3 | 3 | 2 | 3 | 1 | 16 | | | |
| 1 Amari Whiting | G 29:39 | 1-6 | 0-4 | 3-4 | 0 | 4 | 2 | 2 | 5 | 4 | 3 | 1 | 0 | 0 | 0 | 0 | | | |
| 10 Kayley Woolston | G 29:59 | 7-11 | 4-4 | 0-0 | 1 | 1 | 2 | 0 | 18 | 3 | 0 | 1 | 0 | 1 | 0 | 23 | | | |
| 11 Kayley Smiler | G 34:01 | 3-6 | 2-2 | 0-2 | 2 | 2 | 3 | 2 | 8 | 5 | 3 | 2 | 2 | 0 | 0 | 10 | | | |
| 30 Lauren Davenport | 21:29 | 2-8 | 1-5 | 3-4 | 0 | 4 | 4 | 3 | 3 | 8 | 1 | 1 | 0 | 0 | 0 | 0 | | | |
| 24 Rose Bubakar | 18:25 | 1-5 | 0-1 | 0-0 | 1 | 4 | 5 | 1 | 2 | 2 | 1 | 0 | 0 | 0 | 0 | 1 | | | |
| 4 Ali'a Mata'avao | 02:53 | 0-0 | 0-0 | 0-0 | 0 | 0 | 0 | 0 | 0 | 0 | 0 | 0 | 0 | 0 | 0 | 0 | | | |
| 20 Marina Mata | 01:40 | 0-0 | 0-0 | 0-0 | 0 | 0 | 0 | 0 | 0 | 0 | 0 | 0 | 0 | 0 | 0 | -1 | | | |
| 21 Heather Hamson | 01:40 | 1-1 | 0-0 | 0-0 | 0 | 0 | 0 | 0 | 0 | 0 | 0 | 0 | 0 | 0 | 0 | -1 | | | |
| 15 McKinley Willardson | 00:57 | 0-0 | 0-0 | 0-0 | 0 | 0 | 0 | 0 | 0 | 0 | 0 | 0 | 0 | 0 | 0 | -3 | | | |
| 2 Kylie Krebs | 00:33 | 0-0 | 0-0 | 0-0 | 0 | 0 | 0 | 0 | 0 | 0 | 0 | 0 | 0 | 0 | 0 | 0 | | | |
| Team | | | | | | | | 2 | 2 | 4 | 0 | 0 | 0 | 0 | 0 | 0 | | | |
| Totals | | 24-57 | 7-18 | 10-22 | 12 | 40 | 52 | 18 | 19 | 65 | 19 | 17 | 6 | 7 | 5 | 15 | | | |

Technical Fouls:NONE

Shooting By Period
 1st FG% 6-14 42.9%
 3PT% 1-1 100.0%
 FT% 2-2 100%
 2nd FG% 9-18 50.0%
 3PT% 3-7 42.9%
 FT% 1-2 50%
 3rd FG% 6-14 42.9%
 3PT% 2-5 40%
 FT% 2-6 33.3%
 4th FG% 3-11 27.3%
 3PT% 1-5 20.0%
 FT% 5-12 41.7%
 GM FG% 24-57 42.1%
 3PT% 7-18 38.9%
 FT% 10-22 45.5%
 Dead Ball Rebounds: 7, 0

| | BSU | | BYU | | Points from Turnovers | BSU | BYU | Period by Period Scoring | | | | |
|--|-----------------|-----------------|-----------------|-----------------|-----------------------|-----|-----|--------------------------|--|--|--|--|
| | 1 st | 2 nd | 3 rd | 4 th | | | | TOT | | | | |

GAME 13: VS. NEVADA (AT MISSOURI STATE)

Official Basketball Box Score - Final
Nevada at BYU
 12/21/23 Great Southern Bank Arena, Springfield
 2023-24 Women's Basketball
 Game Time: 12:00 PM
 Game Duration: 1:51
 Officials: Missy Brooks, Jessica Fortner, Ty Bills

| NO. Name | Min | FG | | 3P | | FT | | Rebounds | | Fouls | | TP | AS | TO | ST | Blocks | | +/- |
|--------------------|---------|-------|------|------|-----|----|----|----------|----|-------|----|----|----|----|-----|--------|----|-----|
| | | M-A | M-A | M-A | M-A | OR | DR | PF | FD | BS | BA | | | | | | | |
| 23 Lexie Givens | F 32:49 | 4-11 | 1-4 | 1-1 | 3 | 7 | 10 | 5 | 2 | 10 | 0 | 2 | 1 | 3 | 1 | 0 | -6 | |
| 24 Kennedy Lee | F 27:26 | 7-13 | 1-2 | 1-3 | 2 | 3 | 2 | 3 | 16 | 2 | 1 | 1 | 0 | 2 | -10 | -10 | | |
| 4 Audrey Roden | G 24:45 | 4-12 | 1-3 | 3-5 | 0 | 1 | 1 | 4 | 6 | 12 | 3 | 2 | 4 | 0 | 1 | -11 | | |
| 5 Kaylee Borden | G 28:14 | 1-5 | 0-2 | 0-0 | 0 | 1 | 1 | 2 | 1 | 2 | 1 | 0 | 1 | 0 | -8 | | | |
| 10 Dymonique Maxie | G 22:56 | 2-8 | 0-2 | 0-0 | 0 | 2 | 2 | 1 | 2 | 4 | 2 | 3 | 3 | 0 | -5 | | | |
| 11 Victoria Davis | 13:21 | 1-3 | 0-0 | 1-2 | 0 | 1 | 1 | 0 | 3 | 3 | 0 | 2 | 2 | 0 | -11 | | | |
| 52 Natalie Lathrop | 12:29 | 1-3 | 0-0 | 0-0 | 1 | 1 | 2 | 0 | 2 | 0 | 1 | 1 | 0 | 0 | -10 | | | |
| 2 Izzy Sullivan | 18:24 | 3-9 | 2-6 | 0-0 | 0 | 0 | 0 | 1 | 0 | 8 | 0 | 0 | 0 | 0 | 0 | | | |
| 31 Tiffany Su | 12:00 | 0-1 | 0-0 | 0-0 | 0 | 1 | 1 | 0 | 0 | 0 | 1 | 0 | 0 | 0 | -4 | | | |
| 20 Rakiyah Jackson | 07:22 | 1-2 | 0-0 | 0-0 | 0 | 0 | 0 | 3 | 0 | 2 | 0 | 2 | 0 | 0 | 0 | | | |
| 32 Gabby Giffue | 00:14 | 0-1 | 0-1 | 0-0 | 0 | 0 | 0 | 0 | 0 | 0 | 0 | 0 | 0 | 0 | 0 | | | |
| Team | | | | | 3 | 1 | 4 | | | | | | | | | | | |
| Totals | | 24-68 | 5-20 | 6-11 | 9 | 15 | 24 | 20 | 16 | 59 | 8 | 12 | 15 | 3 | 7 | -13 | | |

Record: 6-7
 Shooting By Period:
 1st FG% 7-15 46.7%
 3PT% 1-4 25.0%
 FT% 1-1 100%
 2nd FG% 2-15 13.3%
 3PT% 2-5 40.0%
 FT% 0-0 0%
 3rd FG% 5-18 27.8%
 3PT% 1-5 20.0%
 FT% 1-2 50%
 4th FG% 10-20 50.0%
 3PT% 1-6 16.7%
 FT% 4-8 50%
 GM FG% 24-68 35.3%
 3PT% 5-20 25.0%
 FT% 6-11 54.5%
 Dead Ball Rebounds: 4, 1
 Technical Fouls: NONE

BYU - 72
 Record: 10-3

| NO. Name | Min | FG | | 3P | | FT | | Rebounds | | Fouls | | TP | AS | TO | ST | Blocks | | +/- |
|---------------------|---------|-------|------|-------|-----|----|----|----------|----|-------|----|----|----|----|----|--------|--|-----|
| | | M-A | M-A | M-A | M-A | OR | DR | PF | FD | BS | BA | | | | | | | |
| 12 Lauren Gustin | F 34:27 | 11-15 | 0-0 | 1-6 | 3 | 10 | 13 | 2 | 5 | 23 | 1 | 2 | 0 | 0 | 1 | 11 | | |
| 25 Emma Calvert | F 28:24 | 2-5 | 1-3 | 3-4 | 1 | 8 | 9 | 4 | 2 | 8 | 1 | 2 | 0 | 3 | 0 | 5 | | |
| 1 Amari Whiting | G 28:54 | 4-7 | 2-4 | 1-2 | 1 | 7 | 8 | 3 | 3 | 11 | 2 | 5 | 1 | 0 | 0 | 8 | | |
| 10 Kaylee Woolston | G 36:24 | 2-6 | 2-5 | 6-6 | 0 | 2 | 2 | 2 | 8 | 12 | 6 | 6 | 0 | 1 | 1 | 17 | | |
| 30 Lauren Davenport | G 32:55 | 4-9 | 2-5 | 0-0 | 2 | 3 | 5 | 1 | 0 | 10 | 3 | 5 | 0 | 2 | 0 | 11 | | |
| 4 Alfa Mataava | 16:59 | 1-6 | 0-1 | 0-0 | 2 | 1 | 3 | 3 | 0 | 2 | 2 | 2 | 0 | 1 | 1 | 5 | | |
| 24 Rose Bubakar | 11:51 | 0-0 | 0-0 | 0-0 | 0 | 3 | 3 | 0 | 2 | 0 | 1 | 1 | 0 | 0 | 9 | | | |
| 21 Heather Hamson | 09:08 | 3-3 | 0-0 | 0-0 | 0 | 0 | 0 | 1 | 0 | 6 | 0 | 0 | 0 | 0 | 1 | | | |
| 20 Marina Mata | 00:58 | 0-0 | 0-0 | 0-0 | 0 | 0 | 0 | 0 | 0 | 0 | 0 | 0 | 0 | 0 | -2 | | | |
| Team | | | | | 1 | 2 | 3 | | | | | | | | | | | |
| Totals | | 27-51 | 7-18 | 11-18 | 10 | 36 | 46 | 16 | 20 | 72 | 16 | 23 | 2 | 7 | 3 | 13 | | |

Record: 10-3
 Shooting By Period:
 1st FG% 6-10 60.0%
 3PT% 1-4 25.0%
 FT% 1-4 25%
 2nd FG% 8-18 44.4%
 3PT% 2-6 33.3%
 FT% 0-0 0%
 3rd FG% 7-12 58.3%
 3PT% 3-5 60.0%
 FT% 2-2 100%
 4th FG% 6-11 54.5%
 3PT% 1-3 33.3%
 FT% 8-12 66.7%
 GM FG% 27-51 52.9%
 3PT% 7-18 38.9%
 FT% 11-18 61.1%
 Dead Ball Rebounds: 5, 0
 Technical Fouls: NONE

| | NEV | BYU |
|------------------|--------------|---------------|
| Biggest lead | 4 (1st 1:00) | 21 (3rd 1:33) |
| Best Scoring Run | 9 (1st 1:00) | 13 (3rd 1:33) |
| Lead Changes | 2 | 2 |
| Times Tied | 2 | 2 |
| Time with Lead | 02:20 | 35:47 |

| Points from | NEV | BYU |
|---------------|-----|-----|
| Turnovers | 12 | 12 |
| Paint | 30 | 36 |
| Second Chance | 10 | 14 |
| Fast Breaks | 12 | 6 |
| Bench | 15 | 8 |

| Period by Period Scoring | 1st | 2nd | 3rd | 4th | TOT |
|--------------------------|-----|-----|-----|-----|-----|
| NEV | 16 | 6 | 12 | 25 | 59 |
| BYU | 14 | 18 | 19 | 21 | 72 |

GAME 14: AT TCU

Official Basketball Box Score - Final
BYU at TCU
 12/30/23 Ed and Rae Scholmaier Arena, Fort Worth
 2023-24 Women's Basketball
 Game Time: 4:00 PM
 Game Duration: 2:32
 Attendance: 2,572
 Officials: Brian Garland, In'Firi Robinson, Zac Bross

| NO. Name | Min | FG | | 3P | | FT | | Rebounds | | Fouls | | TP | AS | TO | ST | Blocks | | +/- |
|---------------------|---------|-------|------|-------|-----|----|----|----------|----|-------|----|----|----|----|-----|--------|--|-----|
| | | M-A | M-A | M-A | M-A | OR | DR | PF | FD | BS | BA | | | | | | | |
| 12 Lauren Gustin | F 38:30 | 5-17 | 0-1 | 0-0 | 6 | 10 | 16 | 2 | 2 | 10 | 0 | 0 | 1 | 0 | 3 | -17 | | |
| 25 Emma Calvert | F 22:02 | 3-7 | 2-3 | 0-0 | 0 | 5 | 5 | 4 | 1 | 8 | 1 | 1 | 2 | 0 | -10 | | | |
| 1 Amari Whiting | G 33:53 | 3-8 | 2-6 | 5-6 | 0 | 5 | 3 | 4 | 13 | 6 | 0 | 1 | 0 | 0 | -17 | | | |
| 10 Kaylee Woolston | G 37:02 | 6-14 | 3-8 | 0-0 | 1 | 0 | 1 | 3 | 1 | 15 | 4 | 0 | 1 | 0 | -16 | | | |
| 11 Kaylee Smiler | G 38:51 | 2-5 | 0-2 | 5-7 | 0 | 0 | 0 | 3 | 5 | 9 | 5 | 4 | 0 | 1 | -18 | | | |
| 30 Lauren Davenport | 14:20 | 2-5 | 1-2 | 0-0 | 0 | 0 | 0 | 1 | 0 | 5 | 0 | 1 | 0 | 0 | -4 | | | |
| 21 Heather Hamson | 04:50 | 0-1 | 0-0 | 0-0 | 0 | 0 | 0 | 0 | 0 | 0 | 0 | 0 | 0 | 1 | -3 | | | |
| 24 Rose Bubakar | 08:36 | 3-5 | 1-2 | 0-0 | 0 | 1 | 1 | 2 | 0 | 7 | 3 | 0 | 0 | 0 | 7 | | | |
| 4 Alfa Mataava | 01:09 | 0-0 | 0-0 | 0-0 | 0 | 1 | 1 | 0 | 0 | 0 | 0 | 0 | 0 | 0 | 4 | | | |
| 20 Marina Mata | 00:47 | 0-0 | 0-0 | 0-0 | 0 | 0 | 0 | 0 | 0 | 0 | 0 | 0 | 0 | 0 | 4 | | | |
| Team | | | | | 1 | 2 | 0 | | | | | | | | | | | |
| Totals | | 24-62 | 9-24 | 10-13 | 8 | 23 | 31 | 18 | 13 | 67 | 19 | 7 | 5 | 1 | 4 | -14 | | |

Record: 10-4 (0-1)
 Shooting By Period:
 1st FG% 4-11 36.4%
 3PT% 1-4 25.0%
 FT% 4-4 100%
 2nd FG% 7-16 43.8%
 3PT% 4-7 57.1%
 FT% 0-0 0%
 3rd FG% 5-19 26.3%
 3PT% 1-5 20.0%
 FT% 1-3 33.3%
 4th FG% 8-16 50.0%
 3PT% 3-6 50.0%
 FT% 5-6 83.3%
 GM FG% 24-62 38.7%
 3PT% 9-24 37.5%
 FT% 10-13 76.9%
 Dead Ball Rebounds: 3, 1
 Technical Fouls: NONE

TCU - 81
 Record: 14-0 (1-0)

| NO. Name | Min | FG | | 3P | | FT | | Rebounds | | Fouls | | TP | AS | TO | ST | Blocks | | +/- |
|---------------------|---------|-------|------|------|-----|----|----|----------|----|-------|----|----|----|----|----|--------|--|-----|
| | | M-A | M-A | M-A | M-A | OR | DR | PF | FD | BS | BA | | | | | | | |
| 13 Sedona Prince | F 37:23 | 10-20 | 1-1 | 4-5 | 2 | 8 | 10 | 2 | 7 | 25 | 1 | 2 | 0 | 3 | 0 | 21 | | |
| 3 Jaden Owens | G 34:07 | 7-10 | 0-0 | 1-1 | 0 | 6 | 6 | 3 | 5 | 15 | 10 | 3 | 0 | 1 | 0 | 17 | | |
| 1 Madison Conner | G 36:14 | 8-17 | 2-3 | 3-3 | 1 | 2 | 3 | 2 | 2 | 21 | 2 | 1 | 0 | 0 | 1 | 19 | | |
| 5 Una Jovanovic | G 34:54 | 2-5 | 1-3 | 1-2 | 0 | 4 | 4 | 2 | 4 | 6 | 5 | 0 | 0 | 0 | 0 | 14 | | |
| 21 Agnes Emma-Nnopo | G 38:09 | 5-9 | 4-7 | 0-0 | 3 | 8 | 11 | 3 | 0 | 14 | 2 | 0 | 2 | 0 | 0 | 20 | | |
| 23 Aaliyah Robinson | 14:18 | 0-1 | 0-0 | 0-0 | 0 | 1 | 1 | 0 | 0 | 0 | 0 | 0 | 0 | 0 | -6 | | | |
| 24 Dalja Turner | 02:37 | 0-0 | 0-0 | 0-0 | 0 | 0 | 0 | 0 | 0 | 0 | 0 | 0 | 0 | 0 | -7 | | | |
| 20 Tara Manumaleuga | 01:09 | 0-0 | 0-0 | 0-0 | 0 | 0 | 0 | 0 | 0 | 0 | 0 | 0 | 0 | 0 | -4 | | | |
| 55 Victoria Flores | 01:09 | 0-1 | 0-1 | 0-0 | 0 | 0 | 0 | 0 | 0 | 0 | 0 | 0 | 0 | 0 | -4 | | | |
| Team | | | | | 0 | 0 | 0 | | | | | | | | | | | |
| Totals | | 32-63 | 8-16 | 9-11 | 6 | 29 | 35 | 13 | 18 | 81 | 20 | 6 | 3 | 4 | 1 | 14 | | |

Record: 14-0 (1-0)
 Shooting By Period:
 1st FG% 8-15 53.3%
 3PT% 4-4 100.0%
 FT% 2-2 100%
 2nd FG% 6-16 37.5%
 3PT% 1-1 100.0%
 FT% 0-0 0%
 3rd FG% 10-16 62.5%
 3PT% 1-2 50.0%
 FT% 3-5 60%
 4th FG% 6-16 37.5%
 3PT% 2-9 22.2%
 FT% 4-4 100%
 GM FG% 32-63 50.8%
 3PT% 8-16 50.0%
 FT% 9-11 81.8%
 Dead Ball Rebounds: 3, 1
 Technical Fouls: NONE

| | BYU | TCU |
|------------------|---------------|---------------|
| Biggest lead | 0 (1st 10:00) | 23 (4th 8:30) |
| Best Scoring Run | 10 (4th 5:35) | 9 (1st 7:17) |
| Lead Changes | 0 | 0 |
| Times Tied | 1 | 0 |
| Time with Lead | 00:00 | 38:13 |

| Points from | BYU | TCU |
|---------------|-----|-----|
| Turnovers | 5 | 12 |
| Paint | 20 | 38 |
| Second Chance | 5 | 10 |
| Fast Breaks | 7 | 12 |
| Bench | 12 | 0 |

| Period by Period Scoring | 1st | 2nd | 3rd | 4th | TOT |
|--------------------------|-----|-----|-----|-----|-----|
| BYU | 13 | 18 | 12 | 24 | 67 |
| TCU | 22 | 17 | 24 | 18 | 81 |

GAME 15: VS OKLAHOMA

Official Basketball Box Score - Final
Oklahoma at BYU
 01/02/24 Marriott Center, Provo
 2023-24 Women's Basketball
 Game Time: 7:00 PM
 Game Duration: 2:03
 Attendance: 1,748
 Officials: Roy Gubeyan, Tiffany Bird, Kyle Bacon

| NO. Name | Min | FG | | 3P | | FT | | Rebounds | | Fouls | | TP | AS | TO | ST | Blocks | | +/- |
|---------------------|---------|------|-----|-----|-----|----|----|----------|----|-------|----|----|----|----|----|--------|--|-----|
| | | M-A | M-A | M-A | M-A | OR | DR | PF | FD | BS | BA | | | | | | | |
| 32 Sahara Williams | F 13:50 | 1-3 | 0-2 | 4-4 | 2 | 1 | 3 | 4 | 3 | 6 | 1 | 3 | 0 | 0 | 0 | 3 | | |
| 1 Naveah Tot | G 09:07 | 0-1 | 0-1 | 0-0 | 0 | 2 | 2 | 0 | 0 | 0 | 0 | 0 | 1 | 0 | 0 | 10 | | |
| 12 Payton Verhulst | G 26:39 | 4-13 | 1-5 | 0-0 | 2 | 9 | 11 | 2 | 1 | 9 | 3 | 1 | 0 | 0 | 0 | 16 | | |
| 15 Levy Keys | G 30:02 | 4-9 | 2-6 | 2-2 | 0 | 5 | 5 | 0 | 2 | 12 | 4 | 2 | 3 | 0 | 0 | 11 | | |
| 24 Skylar Vann | G 21:36 | 9-18 | 1-4 | 0-0 | 3 | 6 | 2 | 2 | 19 | 2 | 1 | 1 | 0 | 0 | 5 | | | |
| 0 Beatrice Culliton | 10:31 | 1-2 | 0-0 | 0-0 | 1 | 2 | 3 | 2 | 0 | 1 | 0 | 0 | 0 | 0 | -4 | | | |
| 20 Aubrey Joens | 21:29 | 6-14 | 1-6 | 1-2 | 4 | 6 | 10 | 2 | 0 | 14 | 0 | 0 | 1 | 0 | 1 | | | |
| 2 Reyna Scott | 25:02 | 3-10 | 1-3 | 2-2 | 0 | 1 | 1 | 4 | 4 | 9 | 1 | 5 | 0 | 0 | 1 | | | |
| 4 Kennedy Tucker | 16:24 | 0-1 | 0-1 | 0-0 | 0 | 1 | 1 | 0 | 0 | 0 | 0 | 0 | 0 | 0 | -3 | | | |
| 5 Kiersten Johnson | 15:40 | 1-3 | 0-0 | 2-2 | 3 | 4 | 7 | 0 | 1 | 4 | 2 | 2 | 1 | 0 | | | | |

GAME 17: AT HOUSTON

Official Basketball Box Score - Final
BYU at Houston
 01/10/24 Ferritt Center, Houston
 2023-24 Women's Basketball
 Game Time: 7:00 PM
 Game Duration: 2:01
 Attendance: 502
 Officials: Michael McConnell, Scott Yearbrough, Keynna Seaks

BYU - 69 Record: 10-7 (0-4)

| NO. Name | Min | FG | | 3P | | FT | | Rebounds | | Fouls | | TP | AS | TO | ST | Blocks | | +/- |
|---------------------|---------|-------|------|-------|-----|----|----|----------|----|-------|----|----|----|----|----|--------|----|-----|
| | | M-A | M-A | M-A | M-A | OR | DR | PF | FD | OR | DR | | | | | BS | BA | |
| 12 Lauren Gustin | F 39:33 | 7-12 | 0-0 | 0-0 | 8-9 | 17 | 3 | 1 | 14 | 1 | 3 | 0 | 1 | 0 | 0 | -12 | | |
| 25 Emma Calvert | F 06:46 | 1-2 | 0-1 | 0-0 | 0 | 1 | 1 | 0 | 2 | 0 | 0 | 0 | 1 | 0 | 0 | 5 | | |
| 1 Amari Whiting | G 36:08 | 5-8 | 2-3 | 3-4 | 0 | 1 | 1 | 3 | 5 | 15 | 6 | 6 | 0 | 0 | 0 | -14 | | |
| 10 Kayley Woolston | G 33:17 | 0-6 | 0-4 | 0-0 | 4 | 4 | 4 | 5 | 5 | 4 | 1 | 3 | 1 | 0 | 0 | -10 | | |
| 11 Kaylee Smiler | G 35:07 | 5-7 | 4-5 | 1-2 | 0 | 1 | 1 | 4 | 2 | 15 | 2 | 3 | 0 | 0 | 0 | -8 | | |
| 24 Rose Bubakar | F 19:39 | 1-4 | 0-0 | 2-2 | 2 | 4 | 6 | 3 | 1 | 4 | 3 | 3 | 0 | 0 | 0 | -10 | | |
| 30 Lauren Davenport | F 28:17 | 7-13 | 1-4 | 0-0 | 1 | 3 | 4 | 1 | 2 | 15 | 0 | 2 | 0 | 2 | 1 | 1 | | |
| 4 Alifa Mataava | F 01:13 | 0-0 | 0-0 | 0-0 | 0 | 0 | 0 | 0 | 0 | 0 | 0 | 0 | 0 | 0 | 0 | -2 | | |
| Team | | | | | | | | | | | | | | | | | | |
| Totals | | 26-52 | 7-17 | 10-12 | 12 | 25 | 37 | 20 | 16 | 69 | 13 | 25 | 1 | 4 | 1 | -10 | | |

Technical Fouls: NONE

Shooting By Period
 1st FG% 5-11 45.5%
 3PT% 1-3 33.3%
 FT% 1-2 50%
 2nd FG% 6-10 60.0%
 3PT% 1-2 50.0%
 FT% 0-0 0%
 3rd FG% 5-12 41.7%
 3PT% 3-6 50.0%
 FT% 6-6 100%
 4th FG% 10-19 52.6%
 3PT% 2-6 33.3%
 FT% 3-4 75%
 GM FG% 26-52 50.0%
 3PT% 7-17 41.2%
 FT% 10-12 83.3%
 Dead Ball Rebounds: 1-0

Houston - 79 Record: 10-5 (1-3)

| NO. Name | Min | FG | | 3P | | FT | | Rebounds | | Fouls | | TP | AS | TO | ST | Blocks | | +/- |
|---------------------|---------|-------|------|-------|-----|----|----|----------|----|-------|----|----|----|----|----|--------|----|-----|
| | | M-A | M-A | M-A | M-A | OR | DR | PF | FD | OR | DR | | | | | BS | BA | |
| 1 Briia Patterson | F 21:29 | 0-4 | 0-1 | 2-3 | 0 | 1 | 1 | 3 | 2 | 1 | 1 | 1 | 1 | 0 | 0 | 2 | | |
| 34 Kamryn Jones | F 33:17 | 3-7 | 1-2 | 1-2 | 2 | 2 | 4 | 2 | 2 | 8 | 2 | 2 | 2 | 8 | 1 | 16 | | |
| 42 Peyton McFarland | F 22:54 | 4-7 | 0-0 | 1-2 | 4 | 4 | 8 | 3 | 2 | 9 | 0 | 3 | 0 | 0 | 0 | 8 | | |
| 5 NYah Boyd | G 26:19 | 5-9 | 1-4 | 0-0 | 0 | 0 | 0 | 3 | 2 | 11 | 6 | 1 | 1 | 0 | 0 | 11 | | |
| 14 Laila Blair | G 30:36 | 4-10 | 1-3 | 11-12 | 0 | 0 | 0 | 2 | 6 | 20 | 0 | 3 | 0 | 0 | 1 | 3 | | |
| 21 Malayah Johnson | 15:12 | 2-4 | 1-1 | 0-0 | 1 | 1 | 2 | 0 | 1 | 5 | 2 | 0 | 2 | 0 | 2 | 15 | | |
| 2 Keira Merchant | 12:01 | 1-2 | 0-0 | 3-3 | 0 | 0 | 0 | 1 | 1 | 5 | 0 | 1 | 0 | 0 | 0 | -4 | | |
| 33 Logyn McNeil | 16:01 | 0-2 | 0-0 | 3-4 | 1 | 2 | 3 | 1 | 2 | 3 | 0 | 1 | 0 | 0 | 0 | 9 | | |
| 10 Britney Onyiah | 20:42 | 6-11 | 4-8 | 0-0 | 1 | 5 | 6 | 2 | 16 | 0 | 1 | 1 | 0 | 1 | 0 | -2 | | |
| 24 Shaloxus Aaron | 01:29 | 0-1 | 0-1 | 0-0 | 0 | 0 | 0 | 0 | 0 | 0 | 0 | 0 | 0 | 0 | 0 | 4 | | |
| Team | | | | | | | | | | | | | | | | | | |
| Totals | | 25-57 | 8-20 | 21-26 | 10 | 15 | 25 | 16 | 20 | 79 | 11 | 13 | 13 | 1 | 4 | 10 | | |

Technical Fouls: NONE

Shooting By Period
 1st FG% 8-15 53.3%
 3PT% 3-6 50.0%
 FT% 2-2 100%
 2nd FG% 3-13 23.1%
 3PT% 1-5 20.0%
 FT% 6-6 100%
 3rd FG% 6-14 42.9%
 3PT% 1-4 25.0%
 FT% 4-5 80.0%
 4th FG% 8-15 53.3%
 3PT% 3-5 60.0%
 FT% 9-12 75%
 GM FG% 25-57 43.9%
 3PT% 8-20 40.0%
 FT% 21-26 80.8%
 Dead Ball Rebounds: 2-0

| | BYU | | HOU | | Points from Turnovers | BYU | HOU | Period by Period Scoring | | | | |
|------------------|---------------|---------------|-----|-----|-----------------------|-----|-----|--------------------------|--|--|--|--|
| | 1st | 2nd | 3rd | 4th | | | | TOT | | | | |
| Biggest lead | 1 (1st 9:05) | 15 (1st 2:11) | | | 11 | 27 | | | | | | |
| Best Scoring Run | 14 (2nd 5:39) | 11 (1st 5:28) | | | 36 | 28 | | | | | | |
| Lead Changes | 2 | | | | 13 | 10 | | | | | | |
| Times Tied | 0 | | | | 8 | 8 | | | | | | |
| Time with Lead | 01:01 | 38:16 | | | 19 | 29 | | | | | | |

GAME 18: VS CINCINNATI

Official Basketball Box Score - Final
Cincinnati at BYU
 01/13/24 Marriott Center, Provo
 2023-24 Women's Basketball
 Game Time: 4:00 PM
 Game Duration: 2:02
 Attendance: 1,786
 Officials: Julie Krommerhoek, Tiffany Bird, Infor Robinson

Cincinnati - 58 Record: 9-7 (1-4)

| NO. Name | Min | FG | | 3P | | FT | | Rebounds | | Fouls | | TP | AS | TO | ST | Blocks | | +/- |
|--------------------|---------|-------|------|-------|-----|----|----|----------|----|-------|----|----|----|----|----|--------|-----|-----|
| | | M-A | M-A | M-A | M-A | OR | DR | PF | FD | OR | DR | | | | | BS | BA | |
| 20 Jillian Hayes | F 29:55 | 5-15 | 0-1 | 4-5 | 2 | 6 | 8 | 2 | 4 | 14 | 1 | 2 | 3 | 1 | 0 | 1 | -4 | |
| 22 Malea Williams | F 28:15 | 5-7 | 4-6 | 1-2 | 0 | 7 | 7 | 1 | 1 | 15 | 1 | 0 | 1 | 0 | 0 | -4 | | |
| 3 Reagan Jackson | G 27:19 | 2-8 | 1-3 | 0-0 | 0 | 3 | 2 | 1 | 5 | 0 | 0 | 2 | 0 | 0 | 0 | -9 | | |
| 5 Braylyn Milton | G 34:38 | 3-9 | 2-4 | 2-2 | 0 | 1 | 1 | 2 | 1 | 10 | 4 | 2 | 0 | 0 | 0 | -11 | | |
| 34 Ariel Jackson | G 22:00 | 2-10 | 0-1 | 2-5 | 0 | 1 | 1 | 4 | 4 | 6 | 2 | 3 | 0 | 0 | 2 | -2 | | |
| 42 Clarissa Craig | F 17:52 | 1-5 | 0-0 | 0-0 | 2 | 1 | 3 | 4 | 0 | 2 | 1 | 1 | 0 | 1 | 0 | 2 | -17 | |
| 10 Brianna Byars | 09:06 | 1-3 | 0-0 | 0-0 | 0 | 1 | 1 | 0 | 1 | 2 | 0 | 0 | 0 | 0 | 0 | -2 | | |
| 11 Tai'Zah Jenkins | 13:30 | 0-1 | 0-0 | 2-2 | 1 | 0 | 1 | 2 | 2 | 1 | 2 | 1 | 0 | 0 | 0 | -1 | | |
| 6 Alcha Dia | 11:17 | 1-1 | 0-0 | 0-0 | 0 | 1 | 1 | 2 | 2 | 0 | 2 | 0 | 0 | 0 | 0 | -3 | | |
| 1 Nia Clark | 06:08 | 0-0 | 0-0 | 0-0 | 0 | 0 | 0 | 0 | 0 | 0 | 0 | 0 | 0 | 0 | 0 | 3 | | |
| Team | | | | | | | | | | | | | | | | | | |
| Totals | | 20-59 | 7-15 | 11-16 | 13 | 23 | 36 | 18 | 16 | 58 | 10 | 12 | 7 | 2 | 6 | -10 | | |

Technical Fouls: NONE

Shooting By Period
 1st FG% 5-17 29.4%
 3PT% 1-3 33.3%
 FT% 1-1 100%
 2nd FG% 5-13 38.5%
 3PT% 1-3 33.3%
 FT% 3-4 75%
 3rd FG% 6-13 46.2%
 3PT% 3-4 75.0%
 FT% 3-4 75%
 4th FG% 4-16 25.0%
 3PT% 2-5 40.0%
 FT% 4-7 57.1%
 GM FG% 20-59 33.9%
 3PT% 7-15 46.7%
 FT% 11-16 68.8%
 Dead Ball Rebounds: 3-0

BYU - 68 Record: 11-7 (1-4)

| NO. Name | Min | FG | | 3P | | FT | | Rebounds | | Fouls | | TP | AS | TO | ST | Blocks | | +/- |
|---------------------|---------|-------|------|-------|-----|----|----|----------|----|-------|----|----|----|----|----|--------|----|-----|
| | | M-A | M-A | M-A | M-A | OR | DR | PF | FD | OR | DR | | | | | BS | BA | |
| 12 Lauren Gustin | F 29:50 | 4-8 | 0-0 | 3-4 | 2 | 8 | 10 | 3 | 4 | 11 | 2 | 3 | 1 | 0 | 1 | -5 | | |
| 25 Emma Calvert | F 35:23 | 5-9 | 0-3 | 1-2 | 2 | 8 | 6 | 3 | 4 | 11 | 2 | 3 | 1 | 0 | 0 | 12 | | |
| 1 Amari Whiting | G 29:47 | 4-7 | 1-3 | 1-3 | 0 | 6 | 6 | 4 | 4 | 10 | 4 | 4 | 0 | 0 | 0 | 8 | | |
| 10 Kayley Woolston | G 37:40 | 4-14 | 3-9 | 1-2 | 2 | 3 | 5 | 1 | 12 | 1 | 0 | 0 | 0 | 1 | 1 | 10 | | |
| 11 Kaylee Smiler | G 37:11 | 2-2 | 1-1 | 4-6 | 0 | 1 | 0 | 5 | 9 | 7 | 4 | 0 | 0 | 0 | 0 | 9 | | |
| 30 Lauren Davenport | F 19:44 | 4-8 | 3-4 | 0-0 | 0 | 0 | 0 | 3 | 0 | 11 | 1 | 1 | 1 | 2 | 0 | 3 | | |
| 24 Rose Bubakar | 08:03 | 1-1 | 0-0 | 0-0 | 0 | 0 | 0 | 0 | 0 | 2 | 1 | 0 | 0 | 0 | 0 | 10 | | |
| 4 Alifa Mataava | 02:22 | 1-3 | 0-1 | 0-0 | 2 | 1 | 3 | 0 | 2 | 0 | 0 | 0 | 0 | 0 | 0 | 3 | | |
| Team | | | | | | | | | | | | | | | | | | |
| Totals | | 25-52 | 8-21 | 10-17 | 10 | 28 | 38 | 16 | 18 | 68 | 18 | 15 | 3 | 6 | 2 | 10 | | |

Technical Fouls: NONE

Shooting By Period
 1st FG% 6-13 46.2%
 3PT% 1-3 33.3%
 FT% 0-1 0%
 2nd FG% 9-17 52.9%
 3PT% 1-4 25.0%
 FT% 2-2 100%
 3rd FG% 4-10 40.0%
 3PT% 1-4 25.0%
 FT% 4-8 50%
 4th FG% 6-12 50.0%
 3PT% 1-4 25.0%
 FT% 4-6 66.7%
 GM FG% 25-52 48.1%
 3PT% 8-21 38.1%
 FT% 10-17 58.8%
 Dead Ball Rebounds: 1-0

| | CINCI | | BYU | | Points from Turnovers | CINCI | BYU | Period by Period Scoring | | | | |
|------------------|--------------|---------------|-----|-----|-----------------------|-------|-----|--------------------------|--|--|--|--|
| | 1st | 2nd | 3rd | 4th | | | | TOT | | | | |
| Biggest lead | 3 (1st 9:08) | 14 (2nd 1:14) | | | 20 | 32 | | | | | | |
| Best Scoring Run | 9 (3rd 7:53) | 8 (2nd 1:14) | | | 5 | 9 | | | | | | |
| Lead Changes | 5 | | | | 12 | 14 | | | | | | |
| Times Tied | 3 | | | | 6 | 6 | | | | | | |
| Time with Lead | 04:06 | 31:50 | | | 8 | 15 | | | | | | |

GAME 19: AT OKLAHOMA STATE

Official Basketball Box Score - Final
BYU at Oklahoma State
 01/17/24 Gallagher Day Arena, Stillwater
 2023-24 Women's Basketball
 Game Time: 6:30 PM
 Game Duration: 1:57
 Attendance: 2,044
 Officials: Maj Forsberg, Brian Garland, Demoya Pugh

BYU - 50 Record: 11-8 (1-5)

| NO. Name | Min | FG | | 3P | | FT | | Rebounds | | Fouls | | TP | AS | TO | ST | Blocks | | +/- |
|---------------------|---------|-----|-----|-----|-----|----|----|----------|----|-------|----|----|----|----|----|--------|----|-----|
| | | M-A | M-A | M-A | M-A | OR | DR | PF | FD | OR | DR | | | | | BS | BA | |
| 12 Lauren Gustin | F 33:37 | 4-9 | 0-1 | 2-7 | 4 | 6 | 10 | 1 | 5 | 10 | 3 | 4 | 0 | 0 | 2 | -28 | | |
| 25 Emma Calvert | F 13:26 | 2-6 | 1-2 | 0-0 | 0 | 4 | 4 | 0 | 5 | 0 | 2 | 1 | 0 | 1 | 0 | -19 | | |
| 1 Amari Whiting | G 28:12 | 3-9 | 1-5 | 2-5 | 1 | 4 | 5 | 2 | 5 | 9 | 0 | 1 | 2 | 1 | 1 | -25 | | |
| 10 Kayley Woolston | G 32:11 | 4-9 | 1-5 | 0-0 | 1 | 2 | 3 | 2 | 1 | 9 | 1 | 6 | 0 | 0 | 1 | -34 | | |
| 11 Kaylee Smiler | G 30:27 | 0-2 | 0-0 | 2-2 | 0 | 2 | 2 | 3 | 2 | 3 | 4 | 1 | 1 | 1 | 1 | -19 | | |
| 30 Lauren Davenport | 25:35 | 1-7 | 0-4 | 1-2 | 1 | 1 | 2 | 3 | 3 | 0 | 3 | 0 | 0 | 0 | 0 | -25 | | |
| 24 Rose Bubakar | 18:41 | 2-4 | 0-0 | 2-4 | 0 | 1 | 1 | 2 | 3 | 6 | 0 | 1 | 1 | 0 | 0 | -4 | | |
| 4 Alifa Mataava | 11:08 | 2-6 | 0-1 | 0-0 | 2 | 2 | 3 | 4 | 0 | 1 | | | | | | | | |

GAME 21: AT KANSAS STATE

Official Basketball Box Score - Final
BYU at Kansas St.
 01/27/24 Bramlage Coliseum, Manhattan
 2023-24 Women's Basketball
 Game Time: 4:00 PM
 Game Duration: 1:57
 Attendance: 8,190
 Officials: Kevin Pethel, Scott Varbrugh, Ashlee Woods

| NO. Name | Min | FG M-A | 3P M-A | FT M-A | Rebounds | | Fouls | | TP | AS | TO | ST | Blocks | | +/- |
|--------------------|---------|--------|--------|--------|----------|----|-------|----|----|----|----|----|--------|----|-----|
| | | | | | OR | DR | PF | FD | | | | | BS | BA | |
| 12 Lauren Gustin | F 40:00 | 12-23 | 0-0 | 1-2 | 6 | 15 | 21 | 4 | 4 | 25 | 2 | 3 | 0 | 0 | -2 |
| 25 Emma Calvert | F 32:28 | 2-6 | 0-2 | 1-4 | 0 | 4 | 2 | 2 | 5 | 0 | 3 | 1 | 0 | 1 | -1 |
| 1 Amari Whiting | G 34:27 | 3-7 | 2-3 | 2-2 | 0 | 4 | 4 | 1 | 10 | 4 | 2 | 2 | 1 | 1 | -3 |
| 10 Kailey Woolston | G 32:22 | 6-13 | 2-4 | 0-0 | 1 | 2 | 3 | 4 | 0 | 14 | 3 | 3 | 0 | 0 | -4 |
| 11 Kaylee Smiler | G 36:59 | 3-4 | 1-1 | 2-2 | 1 | 1 | 2 | 3 | 3 | 9 | 4 | 3 | 2 | 1 | -3 |
| 24 Rose Bubakar | 14:50 | 1-2 | 0-1 | 0-0 | 1 | 3 | 4 | 1 | 2 | 5 | 1 | 0 | 0 | 0 | -4 |
| 4 Aifra Mataavao | 08:54 | 0-3 | 0-1 | 0-0 | 0 | 1 | 1 | 2 | 0 | 0 | 2 | 1 | 0 | 0 | -3 |
| Team | | | | | 3 | 2 | 5 | 0 | 0 | 0 | 2 | 1 | 0 | 0 | -2 |
| Totals | | 27-58 | 5-12 | 6-10 | 12 | 32 | 44 | 20 | 11 | 65 | 18 | 17 | 6 | 2 | 3 |

Record: 12-9 (2-6)

Shooting By Period
 1st FG% 5-16 31.3%
 2nd FG% 6-13 46.2%
 3rd FG% 8-13 61.5%
 4th FG% 8-16 50.0%
 FT% 1-2 50.0%
 GM FG% 27-58 46.6%
 3PT% 5-12 41.7%
 FT% 6-10 60.0%

Technical Fouls: NONE
 Dead Ball Rebounds: 3-1

Official Basketball Box Score - Final
Kansas St. - 67
 02/02/24 Marriott Center, Provo
 2023-24 Women's Basketball
 Game Time: 4:00 PM
 Game Duration: 1:53
 Attendance: 1,754
 Officials: Maj Forsberg, Tiffany Bird, Brian Garland

| NO. Name | Min | FG M-A | 3P M-A | FT M-A | Rebounds | | Fouls | | TP | AS | TO | ST | Blocks | | +/- |
|-------------------|---------|--------|--------|--------|----------|----|-------|----|----|----|----|----|--------|----|-----|
| | | | | | OR | DR | PF | FD | | | | | BS | BA | |
| 30 Gisela Sanchez | F 23:22 | 7-12 | 3-5 | 1-1 | 3 | 0 | 3 | 1 | 1 | 18 | 2 | 4 | 1 | 0 | -3 |
| 3 Jaelyn Glenn | G 37:53 | 3-7 | 3-6 | 0-0 | 1 | 2 | 3 | 3 | 0 | 9 | 3 | 1 | 1 | 0 | 0 |
| 4 Serena Sundell | G 37:42 | 3-9 | 1-2 | 7-12 | 2 | 5 | 7 | 0 | 7 | 14 | 8 | 0 | 4 | 0 | 1 |
| 5 Brylee Glenn | G 21:12 | 3-8 | 0-3 | 2-4 | 2 | 2 | 4 | 1 | 4 | 8 | 1 | 1 | 0 | 0 | 0 |
| 12 Gabby Gregory | G 32:02 | 3-14 | 2-9 | 2-4 | 0 | 0 | 2 | 6 | 10 | 1 | 1 | 0 | 0 | 0 | -4 |
| 11 Taryn Sides | 02:18 | 0-1 | 0-0 | 0-0 | 0 | 0 | 0 | 0 | 0 | 0 | 1 | 0 | 0 | 0 | 1 |
| 21 Eliza Maupin | 21:20 | 1-3 | 0-0 | 0-0 | 1 | 2 | 3 | 4 | 1 | 2 | 1 | 3 | 3 | 0 | 11 |
| 1 Zyanne Walker | 24:11 | 2-7 | 1-2 | 1-2 | 2 | 5 | 7 | 0 | 1 | 6 | 3 | 0 | 2 | 3 | 1 |
| Team | | | | | 1 | 3 | 4 | 0 | 0 | 1 | 0 | 1 | 0 | 0 | 0 |
| Totals | | 22-61 | 10-27 | 13-23 | 12 | 19 | 31 | 20 | 67 | 19 | 12 | 11 | 3 | 2 | 2 |

Record: 20-1 (9-0)

Shooting By Period
 1st FG% 6-18 33.3%
 2nd FG% 2-3 66.7%
 3rd FG% 2-16 12.5%
 4th FG% 5-13 38.5%
 FT% 3-6 50.0%
 GM FG% 22-61 36.1%
 3PT% 10-27 37.0%
 FT% 13-23 56.5%

Technical Fouls: NONE
 Dead Ball Rebounds: 4-1

| | BYU | | KState | | Points from Turnovers | BYU | KState | Period by Period Scoring | | | |
|------------------|---------------|--------------|---------------|-----|-----------------------|--------|--------|--------------------------|----|----|----|
| | 1st | 2nd | 3rd | 4th | | | | TOT | | | |
| Biggest lead | 5 (2nd 3:41) | 6 (2nd 7:29) | 6 | 17 | | | | | | | |
| Best Scoring Run | 11 (2nd 3:41) | 7 (1st 2:04) | Paint | 42 | 22 | BYU | 11 | 15 | 19 | 20 | 65 |
| Lead Changes | 8 | 8 | Second Chance | 12 | 9 | KState | 16 | 7 | 25 | 19 | 67 |
| Times Tied | 12 | 12 | Fast Breaks | 6 | 9 | | | | | | |
| Time with Lead | 10:29 | 22:14 | Bench | 2 | 8 | | | | | | |

GAME 22: AT KANSAS

Official Basketball Box Score - Final
BYU at Kansas
 01/24 Allen Fieldhouse, Lawrence
 2023-24 Women's Basketball
 Game Time: 6:32 PM
 Game Duration: 1:56
 Attendance: 2,364
 Officials: Eric Brewton, Maggie Tieman, Cameron Inouye

| NO. Name | Min | FG M-A | 3P M-A | FT M-A | Rebounds | | Fouls | | TP | AS | TO | ST | Blocks | | +/- |
|---------------------|---------|--------|--------|--------|----------|----|-------|----|----|----|----|----|--------|----|-----|
| | | | | | OR | DR | PF | FD | | | | | BS | BA | |
| 12 Lauren Gustin | F 36:01 | 5-22 | 0-1 | 0-0 | 5 | 5 | 10 | 5 | 3 | 0 | 1 | 1 | 0 | 5 | -11 |
| 25 Emma Calvert | F 10:34 | 0-3 | 0-0 | 0-0 | 0 | 2 | 2 | 5 | 0 | 0 | 1 | 1 | 0 | 1 | -3 |
| 1 Amari Whiting | G 35:52 | 4-6 | 1-2 | 1-5 | 2 | 3 | 5 | 3 | 3 | 10 | 6 | 3 | 0 | 0 | -16 |
| 10 Kailey Woolston | G 35:52 | 8-14 | 6-10 | 4-4 | 0 | 2 | 2 | 4 | 2 | 26 | 2 | 2 | 2 | 0 | -8 |
| 11 Kaylee Smiler | G 37:17 | 0-3 | 0-1 | 0-0 | 0 | 3 | 3 | 1 | 2 | 0 | 1 | 3 | 1 | 0 | -9 |
| 24 Rose Bubakar | 22:31 | 0-0 | 0-0 | 2-2 | 0 | 2 | 2 | 2 | 2 | 2 | 2 | 2 | 0 | 0 | -2 |
| 30 Lauren Davenport | 23:03 | 2-7 | 1-4 | 0-0 | 1 | 1 | 1 | 2 | 5 | 1 | 1 | 1 | 0 | 1 | -10 |
| 4 Aifra Mataavao | 00:49 | 0-0 | 0-0 | 0-0 | 0 | 0 | 0 | 2 | 0 | 0 | 0 | 1 | 0 | 0 | -1 |
| Team | | | | | 2 | 4 | 4 | 0 | 0 | 0 | 0 | 0 | 0 | 0 | 0 |
| Totals | | 19-55 | 8-20 | 7-11 | 9 | 20 | 29 | 23 | 14 | 53 | 13 | 14 | 5 | 1 | 7 |

Record: 12-10 (2-7)

Shooting By Period
 1st FG% 5-16 31.3%
 2nd FG% 6-13 46.2%
 3rd FG% 8-13 61.5%
 4th FG% 8-16 50.0%
 FT% 1-2 50.0%
 GM FG% 19-55 34.5%
 3PT% 8-20 40.0%
 FT% 7-11 63.6%

Technical Fouls: NONE
 Dead Ball Rebounds: 1-0

Official Basketball Box Score - Final
Kansas - 67
 02/02/24 Marriott Center, Provo
 2023-24 Women's Basketball
 Game Time: 4:00 PM
 Game Duration: 1:53
 Attendance: 1,754
 Officials: Maj Forsberg, Tiffany Bird, Brian Garland

| NO. Name | Min | FG M-A | 3P M-A | FT M-A | Rebounds | | Fouls | | TP | AS | TO | ST | Blocks | | +/- |
|----------------------|---------|--------|--------|--------|----------|----|-------|----|----|----|----|----|--------|----|-----|
| | | | | | OR | DR | PF | FD | | | | | BS | BA | |
| 1 Taiyanna Jackson | C 33:49 | 10-16 | 0-0 | 5-12 | 12 | 10 | 22 | 4 | 8 | 25 | 0 | 4 | 0 | 5 | 0 |
| 0 Wyvette Mayberry | G 38:15 | 3-10 | 1-5 | 4-4 | 0 | 1 | 1 | 3 | 11 | 3 | 3 | 3 | 0 | 0 | 12 |
| 5 Ryan Cobbins | G 37:22 | 2-5 | 0-1 | 2-2 | 1 | 1 | 1 | 3 | 3 | 6 | 2 | 3 | 1 | 0 | 1 |
| 12 S'Mya Nichols | G 30:24 | 5-9 | 0-0 | 7-8 | 0 | 4 | 4 | 6 | 17 | 2 | 3 | 0 | 1 | 0 | 9 |
| 15 Zakiyah Franklin | G 38:44 | 1-8 | 0-2 | 2-2 | 1 | 2 | 3 | 0 | 1 | 4 | 1 | 1 | 0 | 0 | 17 |
| 6 Lana Conesa | 12:34 | 0-5 | 0-0 | 0-0 | 0 | 1 | 1 | 0 | 1 | 0 | 0 | 0 | 0 | 0 | 4 |
| 14 Damai Papadopolou | 05:24 | 1-1 | 0-0 | 0-0 | 1 | 0 | 1 | 1 | 2 | 0 | 0 | 1 | 1 | 0 | 0 |
| 32 Skyler Gill | 03:29 | 0-0 | 0-0 | 2-2 | 0 | 1 | 1 | 1 | 2 | 0 | 0 | 0 | 0 | 0 | 4 |
| Team | | | | | 2 | 0 | 2 | 0 | 0 | 0 | 0 | 0 | 0 | 0 | 0 |
| Totals | | 22-54 | 1-13 | 22-30 | 17 | 30 | 47 | 14 | 23 | 67 | 8 | 15 | 7 | 7 | 14 |

Record: 11-10 (4-6)

Shooting By Period
 1st FG% 6-18 33.3%
 2nd FG% 2-3 66.7%
 3rd FG% 2-16 12.5%
 4th FG% 5-13 38.5%
 FT% 3-6 50.0%
 GM FG% 22-54 40.7%
 3PT% 1-13 7.7%
 FT% 22-30 73.3%

Technical Fouls: NONE
 Dead Ball Rebounds: 3-0

| | BYU | | KAN | | Points from Turnovers | BYU | KAN | Period by Period Scoring | | | |
|------------------|---------------|---------------|---------------|-----|-----------------------|-----|-----|--------------------------|----|----|----|
| | 1st | 2nd | 3rd | 4th | | | | TOT | | | |
| Biggest lead | 0 (1st 10:00) | 17 (4th 0:15) | 14 | 20 | | | | | | | |
| Best Scoring Run | 9 (4th 5:41) | 9 (3rd 1:47) | Paint | 20 | 36 | BYU | 8 | 13 | 12 | 20 | 53 |
| Lead Changes | 0 | 0 | Second Chance | 9 | 17 | KAN | 12 | 14 | 18 | 23 | 67 |
| Times Tied | 1 | 1 | Fast Breaks | 6 | 5 | | | | | | |
| Time with Lead | 00:00 | 38:54 | Bench | 7 | 4 | | | | | | |

GAME 23: VS WEST VIRGINIA

Official Basketball Box Score - Final
West Virginia at BYU
 02/02/24 Marriott Center, Provo
 2023-24 Women's Basketball
 Game Time: 4:00 PM
 Game Duration: 1:53
 Attendance: 1,754
 Officials: Maj Forsberg, Tiffany Bird, Brian Garland

| NO. Name | Min | FG M-A | 3P M-A | FT M-A | Rebounds | | Fouls | | TP | AS | TO | ST | Blocks | | +/- |
|---------------------|---------|--------|--------|--------|----------|----|-------|----|----|----|----|----|--------|----|-----|
| | | | | | OR | DR | PF | FD | | | | | BS | BA | |
| 14 Kylee Blacksten | F 18:58 | 2-6 | 1-4 | 0-0 | 0 | 1 | 1 | 2 | 0 | 0 | 0 | 0 | 1 | 0 | 14 |
| 10 Jordan Harrison | G 32:02 | 3-9 | 1-3 | 4-6 | 1 | 2 | 3 | 0 | 4 | 11 | 2 | 2 | 1 | 0 | -2 |
| 11 Ja'Nayya Cumerly | G 32:37 | 7-14 | 1-3 | 4-6 | 1 | 4 | 5 | 1 | 8 | 19 | 0 | 5 | 5 | 0 | 0 |
| 23 Lauren Fields | G 36:45 | 8-11 | 4-6 | 2-4 | 0 | 3 | 3 | 1 | 4 | 22 | 2 | 0 | 3 | 0 | 6 |
| 32 Kyah Watson | G 38:54 | 5-6 | 0-0 | 0-0 | 2 | 4 | 6 | 1 | 0 | 10 | 5 | 1 | 2 | 2 | 7 |
| 00 Jayla Hemingway | 18:36 | 1-1 | 0-0 | 1-2 | 0 | 0 | 0 | 2 | 3 | 0 | 0 | 0 | 0 | 0 | 5 |
| 21 Tary Diggs | 08:37 | 3-7 | 0-0 | 0-0 | 1 | 2 | 3 | 2 | 6 | 0 | 2 | 0 | 0 | 2 | -8 |
| 8 Danelle Arigbabu | 13:31 | 0-2 | 0-0 | 0-0 | 3 | 3 | 5 | 0 | 0 | 1 | 1 | 1 | 0 | 1 | -1 |
| Team | | | | | 0 | 1 | 1 | 0 | 0 | 0 | 0 | 0 | 0 | 0 | 0 |
| Totals | | 29-56 | 7-16 | 11-18 | 8 | 17 | 25 | 12 | 18 | 76 | 10 | 11 | 11 | 4 | 3 |

Record: 19-2 (8-2)

Shooting By Period
 1st FG% 11-16 68.8%
 2nd FG% 8-17 47.1%
 3rd FG% 3-5 60.0%
 4th FG% 5-13 38.5%
 FT% 1-2 50.0%
 GM FG% 29-56 51.8%
 3PT% 7-16 43.8%
 FT% 11-18 61.1%

Technical Fouls: NONE
 Dead Ball Rebounds: 4-0

Official Basketball Box Score - Final
BYU - 69
 02/02/24 Marriott Center, Provo
 2023-24 Women's Basketball
 Game Time: 4:00 PM
 Game Duration: 1:53
 Attendance: 1,754
 Officials: Maj Forsberg, Tiffany Bird, Brian Garland

| NO. Name | Min | FG M-A | 3P M-A | FT M-A | Rebounds | | Fouls | | TP | AS | TO | ST | Blocks | | +/- |
|---------------------|---------|--------|--------|--------|----------|----|-------|----|----|----|----|----|--------|----|-----|
| | | | | | OR | DR | PF | FD | | | | | BS | BA | |
| 12 Lauren Gustin | F 38:15 | 8-15 | 0-0 | 0-2 | 6 | 8 | 14 | 1 | 4 | 16 | 2 | 3 | 1 | 1 | -6 |
| 24 Rose Bubakar | F 17:15 | 1-3 | 1-2 | 0-0 | 0 | 2 | 2 | 2 | 3 | 4 | 4 | 0 | 0 | 0 | -3 |
| 1 Amari Whiting | G 31:15 | 2-6 | 2-4 | 2-2 | 0 | 4 | 5 | 1 | 8 | 1 | 6 | 3 | 1 | 1 | -14 |
| 10 Kailey Woolston | G 30:12 | 3-9 | 2-5 | 2-3 | 1 | 2 | 3 | 1 | 10 | 1 | 5 | 0 | 1 | 0 | -4 |
| 11 Kaylee Smiler | G 37:21 | 2-3 | 1-2 | 2-2 | 1 | 2 | 2 | 1 | 7 | 6 | 3 | 1 | 0 | 0 | -5 |
| 30 Lauren Davenport | 21:33 | 5-9 | 3-4 | 0-0 | 1 | 1 | 3 | 1 | 13 | 0 | 1 | 1 | 0 | 0 | 2 |
| 25 Emma Calvert | 24:10 | 3-9 | 2-5 | 4-4 | 2 | 2 | 4 | 2 | 2 | 12 | 2 | 1 | 0 | 0 | -5 |
| Team | | | | | 6 | 2 | 8 | 0 | 0 | 0 | 0 | 0 | | | |

GAME 25: AT CINCINNATI

Official Basketball Box Score - Final
BYU at Cincinnati
 02/10/24 Fifth Third Arena, Cincinnati
 2023-24 Women's Basketball
 Game Time: 12:00 PM
 Game Duration: 1:51
 Attendance: 1,084
 Officials: Cameron Inouye, Lisa Jones, Billy Smith

BYU - 69 Record: 14-11 (4-8)

| NO. Name | Min | FG | | 3P | | FT | | Rebounds | | Fouls | | TP | AS | TO | ST | Blocks | | | +/- |
|---------------------|---------|-------|------|-----|-----|----|----|----------|----|-------|----|----|----|----|----|--------|--|--|-----|
| | | M-A | M-A | M-A | M-A | OR | DR | PF | FD | BS | BA | | | | | BA | | | |
| 12 Lauren Gustin | F 38:41 | 10-16 | 0-0 | 1-2 | 3 | 17 | 20 | 3 | 3 | 21 | 1 | 1 | 0 | 2 | 2 | 14 | | | |
| 24 Rose Bubakar | F 19:28 | 1-3 | 0-2 | 0-0 | 0 | 0 | 0 | 3 | 2 | 2 | 1 | 4 | 0 | 0 | 0 | -3 | | | |
| 1 Amari Whiting | G 33:12 | 4-10 | 0-2 | 2-2 | 0 | 7 | 7 | 2 | 1 | 10 | 2 | 4 | 0 | 1 | 0 | 7 | | | |
| 10 Kailey Woolston | G 35:05 | 8-12 | 4-7 | 0-0 | 1 | 4 | 5 | 1 | 2 | 20 | 6 | 3 | 0 | 0 | 0 | 13 | | | |
| 11 Kaylee Smiler | G 30:21 | 2-6 | 1-4 | 2-2 | 0 | 2 | 2 | 2 | 2 | 7 | 5 | 1 | 1 | 2 | 0 | 16 | | | |
| 30 Lauren Davenport | 22:18 | 2-8 | 2-5 | 0-0 | 0 | 1 | 1 | 1 | 0 | 6 | 1 | 0 | 0 | 1 | 0 | 4 | | | |
| 25 Emma Calvert | 20:55 | 1-4 | 1-2 | 0-0 | 0 | 5 | 5 | 4 | 1 | 3 | 0 | 2 | 0 | 1 | 1 | 9 | | | |
| Team | | | | | 4 | 1 | 5 | | | 0 | | | | | | | | | |
| Totals | | 28-59 | 8-22 | 5-6 | 8 | 37 | 45 | 16 | 11 | 69 | 16 | 16 | 1 | 7 | 3 | 12 | | | |

Technical Fouls: NONE

Shooting By Period
 1st FG% 7-17 41.2%
 3PT% 1-6 16.7%
 FT% 0-0 0%
 2nd FG% 7-15 46.7%
 3PT% 4-9 44.4%
 FT% 0-0 0%
 3rd FG% 8-17 47.1%
 3PT% 3-7 42.9%
 FT% 0-0 0%
 4th FG% 6-10 60.0%
 3PT% 0-0 0.0%
 FT% 5-6 83.3%
 GM FG% 28-59 47.5%
 3PT% 8-22 36.4%
 FT% 5-6 83.3%
 Dead Ball Rebounds: 2, 1

GAME 26: AT UCF

Official Basketball Box Score - Final
BYU at UCF
 02/13/24 Addison Financial Arena, Orlando
 2023-24 Women's Basketball
 Game Time: 6:00 PM
 Game Duration: 2:00
 Attendance: 949
 Officials: Michael McConnell, Heyiwa Seales, Xiomara Cruz-Johnson

BYU - 64 Record: 15-11 (5-8)

| NO. Name | Min | FG | | 3P | | FT | | Rebounds | | Fouls | | TP | AS | TO | ST | Blocks | | | +/- |
|---------------------|---------|-------|------|-------|-----|----|----|----------|----|-------|----|----|----|----|----|--------|---|---|-----|
| | | M-A | M-A | M-A | M-A | OR | DR | PF | FD | BS | BA | | | | | BA | | | |
| 12 Lauren Gustin | F 39:15 | 11-17 | 0-1 | 0-0 | 3 | 12 | 15 | 1 | 1 | 22 | 1 | 2 | 1 | 2 | 1 | 0 | 0 | 5 | |
| 24 Rose Bubakar | F 13:35 | 1-3 | 0-1 | 1-2 | 0 | 1 | 1 | 1 | 1 | 3 | 0 | 1 | 2 | 0 | 0 | 1 | | | |
| 1 Amari Whiting | G 32:18 | 4-10 | 0-3 | 3-7 | 1 | 4 | 5 | 3 | 4 | 11 | 1 | 4 | 0 | 0 | 0 | -6 | | | |
| 10 Kailey Woolston | G 30:25 | 5-10 | 2-5 | 6-6 | 1 | 4 | 5 | 2 | 3 | 18 | 1 | 1 | 0 | 0 | 0 | 4 | | | |
| 11 Kaylee Smiler | G 35:35 | 1-1 | 1-1 | 2-2 | 0 | 4 | 4 | 3 | 2 | 5 | 6 | 2 | 2 | 2 | 0 | 4 | | | |
| 25 Emma Calvert | 19:50 | 1-4 | 1-3 | 0-0 | 0 | 0 | 0 | 3 | 2 | 3 | 1 | 3 | 1 | 0 | 0 | 11 | | | |
| 30 Lauren Davenport | 29:02 | 0-6 | 0-4 | 2-2 | 0 | 1 | 1 | 3 | 2 | 4 | 0 | 0 | 0 | 1 | 0 | 1 | | | |
| Team | | | | | 1 | 2 | 2 | | | 0 | | | | | | | | | |
| Totals | | 23-51 | 4-18 | 14-19 | 6 | 27 | 33 | 16 | 15 | 84 | 14 | 13 | 6 | 3 | 1 | 4 | | | |

Technical Fouls: NONE

Shooting By Period
 1st FG% 7-12 58.3%
 3PT% 1-4 25.0%
 FT% 2-5 40%
 2nd FG% 5-13 38.5%
 3PT% 0-5 0.0%
 FT% 4-4 100%
 3rd FG% 9-16 56.3%
 3PT% 3-6 50.0%
 FT% 2-2 100%
 4th FG% 2-10 20.0%
 3PT% 0-3 0.0%
 FT% 6-8 75%
 GM FG% 23-51 45.1%
 3PT% 4-18 22.2%
 FT% 14-19 73.7%
 Dead Ball Rebounds: 3, 0

Cincinnati - 57 Record: 12-11 (4-8)

| NO. Name | Min | FG | | 3P | | FT | | Rebounds | | Fouls | | TP | AS | TO | ST | Blocks | | | +/- |
|--------------------|---------|-------|------|-------|-----|----|----|----------|----|-------|----|----|----|----|-----|--------|--|--|-----|
| | | M-A | M-A | M-A | M-A | OR | DR | PF | FD | BS | BA | | | | | BA | | | |
| 11 Ta'Ziah Jenks | F 27:56 | 2-14 | 0-1 | 2-2 | 3 | 3 | 6 | 2 | 1 | 6 | 1 | 1 | 2 | 0 | 0 | -2 | | | |
| 20 Jillian Hayes | F 28:59 | 5-12 | 0-1 | 6-10 | 2 | 5 | 7 | 1 | 7 | 16 | 2 | 0 | 2 | 1 | 1 | -4 | | | |
| 22 Malea Williams | F 29:16 | 2-7 | 1-2 | 0-0 | 1 | 3 | 4 | 2 | 1 | 5 | 1 | 3 | 0 | 1 | 0 | -7 | | | |
| 3 Reagan Jackson | G 34:07 | 4-10 | 2-7 | 4-4 | 0 | 2 | 2 | 0 | 3 | 14 | 1 | 1 | 1 | 0 | -12 | | | | |
| 34 A'riell Jackson | G 25:05 | 4-12 | 2-3 | 1-1 | 0 | 0 | 0 | 3 | 3 | 11 | 2 | 0 | 0 | 0 | 3 | 0 | | | |
| 42 Clarissa Craig | 11:46 | 1-3 | 0-0 | 0-0 | 0 | 3 | 3 | 2 | 0 | 2 | 0 | 2 | 0 | 0 | 1 | -2 | | | |
| 5 Braylyn Milton | 17:15 | 0-4 | 0-1 | 1-2 | 0 | 1 | 2 | 0 | 1 | 1 | 0 | 0 | 0 | 1 | -3 | | | | |
| 6 Aicha Dia | 06:59 | 0-1 | 0-0 | 0-0 | 0 | 1 | 1 | 0 | 0 | 0 | 0 | 0 | 0 | 0 | -8 | | | | |
| 1 Nia Clark | 08:07 | 0-0 | 0-0 | 0-0 | 1 | 2 | 0 | 0 | 0 | 0 | 0 | 0 | 0 | 0 | -9 | | | | |
| 10 Brianna Byars | 09:28 | 1-3 | 0-0 | 0-0 | 0 | 0 | 0 | 1 | 0 | 2 | 0 | 0 | 0 | 1 | -7 | | | | |
| 7 Abby Holtman | 00:31 | 0-0 | 0-0 | 0-0 | 0 | 0 | 0 | 0 | 0 | 0 | 0 | 0 | 0 | 0 | -4 | | | | |
| 33 Delaney Snyder | 00:31 | 0-0 | 0-0 | 0-0 | 0 | 0 | 0 | 0 | 0 | 0 | 0 | 0 | 0 | 0 | -4 | | | | |
| Team | | | | | 3 | 6 | 6 | | | 0 | | | | | | | | | |
| Totals | | 19-66 | 5-15 | 14-19 | 11 | 22 | 33 | 11 | 16 | 57 | 8 | 8 | 6 | 3 | 7 | -12 | | | |

Technical Fouls: NONE

Shooting By Period
 1st FG% 4-13 30.8%
 3PT% 1-4 25.0%
 FT% 6-7 85.7%
 2nd FG% 5-15 33.3%
 3PT% 1-3 33.3%
 FT% 4-6 66.7%
 3rd FG% 2-17 11.8%
 3PT% 1-2 50.0%
 FT% 4-4 100%
 4th FG% 8-21 38.1%
 3PT% 2-5 33.3%
 FT% 0-2 0%
 GM FG% 19-66 28.8%
 3PT% 5-15 33.3%
 FT% 14-19 73.7%
 Dead Ball Rebounds: 3, 0

UCF - 60 Record: 12-11 (3-10)

| NO. Name | Min | FG | | 3P | | FT | | Rebounds | | Fouls | | TP | AS | TO | ST | Blocks | | | +/- |
|---------------------------|---------|-------|------|-------|-----|----|----|----------|----|-------|----|----|----|----|----|--------|--|--|-----|
| | | M-A | M-A | M-A | M-A | OR | DR | PF | FD | BS | BA | | | | | BA | | | |
| 35 Khyala Ngodu | C 26:15 | 7-9 | 0-0 | 3-4 | 2 | 8 | 10 | 0 | 3 | 17 | 2 | 0 | 1 | 1 | 0 | 2 | | | |
| 0 Laila Jewett | G 30:16 | 3-11 | 2-5 | 0-0 | 1 | 4 | 5 | 4 | 0 | 8 | 5 | 2 | 0 | 0 | 0 | -9 | | | |
| 3 Kaitlin Peterson | G 37:43 | 4-16 | 2-6 | 4-4 | 3 | 2 | 5 | 1 | 4 | 14 | 0 | 2 | 0 | 0 | 0 | 2 | | | |
| 10 Mya Burns | G 32:51 | 2-10 | 1-3 | 0-2 | 2 | 1 | 3 | 4 | 3 | 5 | 2 | 3 | 1 | 0 | 0 | 2 | | | |
| 30 Morgan Robinson-Nwagwu | G 24:37 | 3-6 | 0-0 | 3-3 | 2 | 4 | 6 | 1 | 3 | 9 | 1 | 0 | 1 | 0 | 1 | -14 | | | |
| 21 Timia Ware | 21:38 | 1-4 | 0-2 | 3-4 | 0 | 2 | 2 | 0 | 3 | 5 | 1 | 2 | 1 | 0 | 0 | 0 | | | |
| 24 Jayla Kelly | 05:34 | 0-0 | 0-0 | 0-0 | 0 | 0 | 0 | 0 | 0 | 2 | 0 | 0 | 0 | 0 | -7 | | | | |
| 11 Achol Akot | 00:53 | 0-0 | 0-0 | 0-0 | 0 | 0 | 0 | 0 | 0 | 0 | 0 | 0 | 0 | 0 | 0 | 2 | | | |
| 15 Taylor Gibson | 12:17 | 1-4 | 0-2 | 0-0 | 1 | 2 | 1 | 0 | 2 | 0 | 0 | 0 | 0 | 0 | 2 | | | | |
| 22 Sierra Godbolt | 07:56 | 0-0 | 0-0 | 0-0 | 0 | 0 | 0 | 0 | 0 | 0 | 0 | 0 | 0 | 0 | 4 | | | | |
| Team | | | | | 1 | 2 | 3 | | | 0 | | | | | | | | | |
| Totals | | 21-60 | 5-18 | 13-17 | 12 | 24 | 36 | 15 | 16 | 60 | 11 | 12 | 4 | 1 | 3 | -4 | | | |

Technical Fouls: NONE

Shooting By Period
 1st FG% 7-15 46.7%
 3PT% 3-4 75.0%
 FT% 3-6 50%
 2nd FG% 7-19 36.8%
 3PT% 0-5 0.0%
 FT% 4-5 80%
 3rd FG% 2-13 15.4%
 3PT% 0-3 0.0%
 FT% 2-2 100%
 4th FG% 5-13 38.5%
 3PT% 2-6 33.3%
 FT% 4-4 100%
 GM FG% 21-60 35.0%
 3PT% 5-18 27.8%
 FT% 13-17 76.5%
 Dead Ball Rebounds: 4, 0

| BYU | | CIN | | Points from | | BYU | | CIN | | Period by Period Scoring | | | |
|------------------|---------------|---------------|--------------|-------------|----|-----|----|-----|----|--------------------------|----|-----|----|
| Biggest lead | 13 (3rd 3:13) | Turnovers | 6 (1st 2:12) | Paint | 34 | 1st | 15 | 2nd | 18 | 3rd | 19 | 4th | 69 |
| Best Scoring Run | 6 (1st 0:54) | Second Chance | 2 | Fast Breaks | 9 | BYU | 15 | CIN | 15 | 1st | 15 | 2nd | 19 |
| Lead Changes | 3 | Fast Breaks | 9 | Bench | 5 | CIN | 15 | 3rd | 18 | 4th | 19 | TOT | 69 |
| Times Tied | 4 | Bench | 9 | | 5 | CIN | 15 | | 18 | | 57 | | |
| Time with Lead | 27:56 | | 07:36 | | | | | | | | | | |

| BYU | | UCF | | Points from | | BYU | | UCF | | Period by Period Scoring | | | |
|------------------|---------------|---------------|--------------|-------------|----|-----|----|-----|----|--------------------------|----|-----|----|
| Biggest lead | 14 (4th 6:55) | Turnovers | 9 (2nd 4:08) | Paint | 32 | 1st | 17 | 2nd | 23 | 3rd | 10 | 4th | 64 |
| Best Scoring Run | 11 (3rd 6:27) | Second Chance | 6 | Fast Breaks | 10 | BYU | 17 | UCF | 18 | 1st | 18 | 2nd | 16 |
| Lead Changes | 1 | Fast Breaks | 10 | Bench | 5 | UCF | 20 | 3rd | 6 | 4th | 16 | TOT | 60 |
| Times Tied | 3 | Bench | 10 | | 7 | UCF | 20 | | 6 | | 16 | | |
| Time with Lead | 15:59 | | 20:55 | | | | | | | | | | |

GAME 27: VS KANSAS

Official Basketball Box Score - Final
Kansas at BYU
 02/17/24 Marriott Center, Provo
 2023-24 Women's Basketball
 Game Time: 4:00 PM
 Game Duration: 2:11
 Attendance: 2,317
 Officials: Julie Krommerhoek, Scott Yarbrough, Tiffany Bird

Kansas - 70 Record: 15-10 (8-8)

| NO. Name | Min | FG | | 3P | | FT | | Rebounds | | Fouls | | TP | AS | TO | ST | Blocks | | | +/- |
|------------------------|---------|------|-----|-----|-----|----|----|----------|----|-------|----|----|----|----|----|--------|--|--|-----|
| | | M-A | M-A | M-A | M-A | OR | DR | PF | FD | BS | BA | | | | | BA | | | |
| 1 Taiyanna Jackson | C 20:22 | 1-2 | 0-0 | 0-0 | 2 | 2 | 4 | 4 | 2 | 2 | 2 | 2 | 0 | 4 | 0 | 12 | | | |
| 0 Wyvette Mayberry | G 37:13 | 7-13 | 0-2 | 5-6 | 1 | 3 | 4 | 2 | 7 | 19 | 2 | 1 | 1 | 1 | 1 | 8 | | | |
| 12 S'Miya Nichols | G 26:23 | 2-7 | 1-2 | 0-0 | 0 | 4 | 4 | 2 | 1 | 5 | 1 | 2 | 1 | 0 | 0 | 10 | | | |
| 13 Holly Karsogier | G 36:36 | 5-10 | 3-6 | 3-6 | 1 | 6 | 7 | 0 | 3 | 16 | 1 | 3 | 0 | 0 | 2 | 10 | | | |
| 15 Zakiyah Franklin | G 34:16 | 9-11 | 2-2 | 4-6 | 1 | 2 | 3 | 1 | 4 | 24 | 1 | 2 | 2 | 0 | 0 | 7 | | | |
| 5 Ryan Cobbins | 12:44 | 0-2 | 0-1 | 0-0 | 1 | 2 | 3 | 2 | 0 | 0 | 1 | 1 | 1 | 0 | 1 | -3 | | | |
| 14 Danaei Papadopoulou | 16:39 | | | | | | | | | | | | | | | | | | |



1 Amari Whiting
5-10 | Guard | FR
Boise, Idaho



2 Kylie Krebs
5-6 | Guard | JR
Oahu, Hawai'i



4 Ali'a Matavao
6-0 | Forward | FR
Las Vegas, Nevada



5 Arielle Mackey-Williams
5-9 | Guard | JR
Ngati Porou, New Zealand



10 Kailey Woolston
5-11 | Guard | FR
Highland, Utah



11 Kaylee Smiler
5-8 | Guard | SR
Hamilton, New Zealand



12 Lauren Gustin
6-1 | Forward | JR
Salem, Utah



15 McKinley Willardson
6-10 | Forward | FR
Los Angeles, California



20 Marina Mata
6-4 | Forward | FR
Barbastro, Spain



21 Heather Hamson
6-3 | Forward | JR
Lindon, Utah



24 Rose Bubakar
6-0 | Forward | JR
Frederick, Maryland



25 Emma Calvert
6-4 | Forward | JR
Farr West, Utah



30 Lauren Davenport
5-11 | Guard | JR
Idaho Falls, Idaho



 **Amber Whiting**
Head Coach



 **Lee Cummar**
Assistant Coach



 **Morgan Bailey**
Assistant Coach



 **John Wardenburg**
Assistant Coach



 **Josh Edwards**
Director of Player Development




 **Alli Winters**
Director of Video and Strategy



 **Natalie Lainhart**
Director of Basketball Operations




 **Steven Arnold**
Strength and Conditioning Coach



 **Jeff Hurst**
Head Trainer



 **Austin Rustand**
Director of Communications