

KANSAS

#KUBball

f /KANSASBASKETBALL

@KUHOOPS

@KUHOOPS

FEBRUARY 27, 2024 | BYU | GAME NOTES

KANSAS COMMUNICATIONS

JAYHAWKS

COUGARS

21-6

2023-24 OVERALL

9-5

2023-24 BIG 12

7/9

RANKING (AP/COACHES)



19-8

2023-24 OVERALL

7-7

2023-24 BIG 12

rv/rv

RANKING (AP/COACHES)

Bill Self
HEAD COACH

586-138 (.809)
RECORD AT KANSAS, 21ST SEASON

Mark Pope
HEAD COACH

106-49 (.684)
RECORD AT BYU, FIFTH SEASON

RECORD (21-6, 9-5 -- H: 14-0; A: 3-5; N: 4-1)

KU OPP

Date Rnk Rnk Opponent TV Time/Result

NOVEMBER (6-1)

| | | | | | |
|----|---|----|------------------------|---------|----------|
| 6 | 1 | - | NORTH CAROLINA CENTRAL | B12 NOW | W, 99-56 |
| 10 | 1 | - | MANHATTAN COLLEGE | B12 NOW | W, 99-61 |
| 14 | 1 | 17 | vs. Kentucky# | ESPN | W, 89-84 |
| 20 | 1 | - | vs. Chaminade! | ESPNU | W, 83-56 |
| 21 | 1 | 4 | vs. Marquette! | ESPN | L, 59-73 |
| 22 | 1 | 7 | Tennessee! | ESPN2 | W, 69-60 |
| 28 | 5 | - | EASTERN ILLINOIS | B12 NOW | W, 71-63 |

DECEMBER (6-0)

| | | | | | |
|----|---|---|--------------------|---------|----------|
| 1 | 5 | 4 | UCONN- | ESPN2 | W, 69-65 |
| 5 | 2 | - | KANSAS CITY | B12 NOW | W, 88-69 |
| 9 | 2 | - | MISSOURI | ESPN | W, 73-64 |
| 16 | 2 | - | at Indiana | CBS | W, 75-71 |
| 22 | 2 | - | YALE | B12 NOW | W, 75-60 |
| 30 | 2 | - | vs. Wichita State# | ESPN2 | W, 86-67 |

JANUARY (5-3)

| | | | | | |
|----|---|----|--------------------|---------|----------|
| 6 | 2 | - | TCU* | CBS | W, 83-81 |
| 10 | 3 | - | at UCF* | B12 NOW | L, 60-65 |
| 13 | 3 | 9 | OKLAHOMA* | B12 NOW | W, 78-66 |
| 16 | 3 | - | at Oklahoma State* | ESPN | W, 90-66 |
| 20 | 3 | - | at West Virginia* | B12 NOW | L, 85-91 |
| 22 | 7 | - | CINCINNATI* | ESPN | W, 74-69 |
| 27 | 7 | 23 | at Iowa State* | CBS | L, 75-79 |
| 30 | 8 | - | OKLAHOMA STATE* | ESPN | W, 83-54 |

FEBRUARY (4-2)

| | | | | | |
|----|---|----|------------------|---------|---------------|
| 3 | 8 | 4 | HOUSTON* | ESPN | W, 78-65 |
| 5 | 4 | - | at Kansas State* | ESPN | L, 70-75 (ot) |
| 10 | 4 | 13 | BAYLOR* | ESPN | W, 64-61 |
| 12 | 6 | rv | at Texas Tech* | ESPN | L, 50-79 |
| 17 | 6 | 25 | at Oklahoma* | ESPN | W, 67-57 |
| 24 | 9 | - | TEXAS* | ESPN | W, 86-67 |
| 27 | 7 | rv | BYU* | B12 NOW | 7 p.m. |

MARCH (0-0)

| | | | | | |
|-------|---|----|-------------------------|--------|---------|
| 2 | 7 | 15 | at Baylor* | ABC | 12 p.m. |
| 5 | - | - | KANSAS STATE* | ESPN/2 | 8 p.m. |
| 9 | - | - | at Houston* | ESPN | 3 p.m. |
| 12-16 | - | - | at Big 12 Championship# | | |

All times Central and subject to change; **Home Games in ALL CAPS and bold**; Rank: Associated Press Top 25 Poll; #State Farm Champions Classic; !Maui Invitational; -Big EAST-Big 12 Battle; #T-Mobile Center, Kansas City, Mo.; *Big 12 Conference game

COMMUNICATIONS

CHRIS THEISEN

Asst. AD for Communications
e theisen@ku.edu
c 785.331.9356

MAX AEBERSOLD

Communications Graduate Assistant
e max.aebersold@ku.edu
c 913.991.2711

GAME 28 RV/RV BYU AT #7/9 KANSAS

Lawrence, Kan. • Allen Fieldhouse (16,300)
Tuesday, February 27, 2024 • 7 p.m. (CT)

Big 12 NOW on ESPN+

Play-by-Play: Drew Carter
Analyst: Debbie Antonelli
Producer: Trevor Hayes
Director: Dean Andruk

JAYHAWK RADIO NETWORK

Radio: Jayhawk Radio Network
Webcast: KUAthletics.com/Radio
Play-by-Play: Brian Hanni
Analyst: Greg Gurley
Producer/Engineer: Steve Kincaid

TIPOFF

- No. 7 Kansas (21-6, 9-5 Big 12) continues its two-game homestand when it plays host to BYU (19-8, 7-7 Big 12) on Tuesday, Feb. 27. Tip from Allen Fieldhouse is set for 7 p.m. CT and the game will be televised on Big 12 NOW on ESPN+ with Drew Carter and Debbie Antonelli on the call.
- Kansas has won two straight after its 86-67 win against Texas on Feb. 24. The Jayhawks' 19-game home court winning streak is tied for third nationally. BYU is looking to bounce back from an 84-74 loss at Kansas State on Feb. 24.
- Kansas leads the overall series with BYU, 4-1, including 1-0 in Allen Fieldhouse. These teams last met at the 2019 Maui Invitational semifinals, a KU 71-56 win.
- No. 7 Kansas has been ranked in the Associated Press top 10 in each of the last 55 polls dating back to the 2021-22 preseason poll. The 55 weeks is the longest in the nation for a Top-10 team, while Houston is second at 35.
- This season, No. 7 Kansas has played No. 1 Houston, No. 3 UConn, No. 4 Tennessee, No. 5 Marquette, No. 8 Iowa State, No. 15 Baylor and No. 16 Kentucky. The Jayhawks will still play No. 2 Houston again. KU's strength of schedule is No. 6 nationally.
- Kansas leads the nation in assists per game at 19.7. KU leads the Big 12 and is third nationally in field goal percentage at 50.2%.
- Senior C Hunter Dickinson leads the conference and is seventh in the nation in rebounds per game at 10.9. With an 18.3 ppg, which is second in the league, he is the only player in the Big 12 to average a double-double. Dickinson's 14 double-doubles and 13 20-point games lead the league.
- Graduate G Kevin McCullar Jr. is second in the nation in triple-doubles with two. He also leads the Big 12 in scoring at 19.0 ppg, which is 51st nationally.
- Named a Bob Cousy Award Top 10 Candidate, redshirt-senior G Dajuan Harris Jr. is second in the Big 12 in assists per game at 6.5, which is ninth nationally.
- Junior F KJ Adams Jr. leads the Big 12 in field goal percentage at 61.2%, which is 19th nationally.
- Freshman G Johnny Furphy has started the last 12 games. He is averaging 12.4 ppg and 6.3 rpg with 24 3FGs made in Big 12 play. Furphy is averaging 9.2 ppg and 4.5 rpg for the season.
- With only eight head coaches, Kansas is celebrating its 126th year of men's

SERIES AT A GLANCE

| | |
|-----------------------|--|
| OVERALL | KU LEADS 4-1 (1-0 IN AFH) |
| CURRENT STREAK | KANSAS, 3 WINS |
| LAST MEETING | KU, 71-56 (11.26.19, LAHAINA, HAWAII) |



| | | |
|------|-------------------|------|
| 77.0 | POINTS PER GAME | 82.8 |
| 50.2 | FG% | 46.6 |
| 34.6 | 3FG% | 35.0 |
| 72.7 | FT% | 73.4 |
| 36.3 | REBOUNDS PER GAME | 40.0 |
| 19.7 | ASSISTS PER GAME | 19.1 |
| 3.7 | BLOCKS PER GAME | 2.8 |
| 7.6 | STEALS PER GAME | 6.3 |
| 67.6 | SCORING DEFENSE | 69.3 |
| 39.7 | FG% DEFENSE | 43.0 |
| 32.5 | 3FG% DEFENSE | 30.8 |
| +3.3 | REBOUND MARGIN | +7.4 |
| 1.7 | AST-TO RATIO | 1.8 |

LAST GAME STARTERS

| | | | | |
|-----------------------------------|-------------------------------------|--------------------------------|-------------------------------------|------------------------------------|
| | | | | |
| 1 DICKINSON SR • CENTER | 3 HARRIS JR. R-SR • GUARD | 10 FURPHY FR • GUARD | 24 ADAMS JR. JR • FORWARD | 25 TIMBERLAKE GR • GUARD |
| MIN 32.4 | MIN 35.8 | MIN 22.5 | MIN 33.5 | MIN 13.0 |
| PPG 18.3 | PPG 8.3 | PPG 9.2 | PPG 12.4 | PPG 4.2 |
| FG% 55.7 | FG% 43.3 | FG% 52.7 | FG% 61.2 | FG% 37.9 |
| REB 10.9 | 3FG% 41.0 | 3FG% 39.4 | REB 4.6 | REB 1.6 |
| BLK 1.2 | AST 6.5 | REB 4.5 | AST 3.3 | AST 0.5 |

Visit kuathletics.com for the Kansas Men's Basketball Media Center

NUMERICAL ROSTER

| NO. | NAME | HT. | WT. | POS. | YR. | EXP. | HOMETOWN / HIGH SCHOOL / PREVIOUS SCHOOL |
|-----|--------------------|------|-----|------|--------|------|---|
| 1 | Hunter Dickinson | 7-2 | 260 | C | Sr. | TR | Alexandria, Va. / DeMatha Catholic HS / Michigan |
| 3 | Dajuan Harris Jr. | 6-2 | 170 | G | RS-Sr. | 3L | Columbia, Mo. / Rock Bridge HS |
| 4 | Justin Cross | 6-8 | 200 | F | Jr. | TR | Oak Park, Ill. / Oak Park River Forest HS / John A. Logan College |
| 5 | Chris Carter | 6-4 | 190 | G | RS-Fr. | TR | Indio, Calif. / Shadow Hills HS / Cal State Northridge |
| 10 | Johnny Furphy | 6-9 | 202 | G | Fr. | HS | Melbourne, Australia / Centre of Excellence |
| 11 | Jamari McDowell | 6-4 | 180 | G | Fr. | HS | Houston, Texas / Manvel HS |
| 12 | Wilder Evers | 6-4 | 185 | G | RS-Fr. | HS | Birmingham, Ala. / Oak Mountain HS |
| 13 | Elmarko Jackson | 6-3 | 195 | G | Fr. | HS | Marlton, N.J. / South Kent School [Conn.] |
| 14 | Patrick Cassidy | 6-1 | 185 | G | Jr. | SQ | Columbus, Kan. / Columbus Unified HS |
| 15 | Kevin McCullar Jr. | 6-7 | 212 | G | Gr. | 1L | San Antonio, Texas / Wagner HS / Texas Tech |
| 20 | Michael Jankovich | 6-4 | 190 | G | S-Sr. | 4L | Dallas, Texas / Northfield Mount Hermon [Mass.] |
| 22 | Dillon Wilhite | 6-9 | 240 | F | RS-So. | 1L | San Diego, Calif. / Cathedral Catholic HS |
| 23 | Parker Braun | 6-10 | 235 | F | Gr. | TR | Burlington, Kan. / Blue Valley NW HS / Missouri / Santa Clara |
| 24 | KJ Adams Jr. | 6-7 | 235 | F | Jr. | 2L | Austin, Texas / Westlake HS |
| 25 | Nicolas Timberlake | 6-4 | 200 | G | Gr. | TR | Braintree, Mass. / Kimball Union Academy / Towson |
| 41 | Zach Clemence | 6-11 | 230 | F | Jr. | 2L | San Antonio, Texas / Sunrise Christian Academy [Kan.] |
| | Charlie McCarthy | 6-2 | 195 | G | So. | 1L | Rancho Mirage, Calif. / Shadow Hills HS |

SOCIAL

| TWITTER (X) | INSTAGRAM |
|------------------|-------------------|
| @H_Dickinson24 | hunter.dickinson1 |
| @DajuanH10 | dajuanharr1s |
| @JCross_4 | justin.cross4 |
| | chrx.2 |
| | johnnyfurphy |
| @jamari_mcdowell | _jammarii |
| @EversWilder | wilderevers |
| @ElmarkoJ | elmarkojackson |
| @patrickcassidy | patrickcassidy14 |
| @Kevin_McCullar | kevinmccullarjr |
| @michael_jank | mjankovich |
| @dillonwilhite | dillon.wilhite |
| | parkerlouisbraun |
| @kj_axt | kjadams |
| @NickJTimberlake | ntimberlake25 |
| @BIGZTEXAS | zachary_clemence |
| | chmac.32 |

ALPHABETICAL ROSTER

| NO. | NAME | POS. | HT. | WT. | YR. | EXP. | HOMETOWN / HIGH SCHOOL / PREVIOUS SCHOOL |
|-----|--------------------|------|-----|-----|--------|------|---|
| 24 | KJ Adams Jr. | 6-7 | 235 | F | Jr. | 2L | Austin, Texas / Westlake HS |
| 23 | Parker Braun | 6-10 | 235 | F | Gr. | TR | Burlington, Kan. / Blue Valley NW HS / Missouri / Santa Clara |
| 5 | Chris Carter | 6-4 | 190 | G | RS-Fr. | TR | Indio, Calif. / Shadow Hills HS / Cal State Northridge |
| 14 | Patrick Cassidy | 6-1 | 185 | G | Jr. | SQ | Columbus, Kan. / Columbus Unified HS |
| 41 | Zach Clemence | 6-11 | 230 | F | Jr. | 2L | San Antonio, Texas / Sunrise Christian Academy [Kan.] |
| 4 | Justin Cross | 6-8 | 200 | F | Jr. | TR | Oak Park, Ill. / Oak Park River Forest HS / John A. Logan College |
| 1 | Hunter Dickinson | 7-2 | 260 | C | Sr. | TR | Alexandria, Va. / DeMatha Catholic HS / Michigan |
| 12 | Wilder Evers | 6-4 | 185 | G | RS-Fr. | HS | Birmingham, Ala. / Oak Mountain HS |
| 10 | Johnny Furphy | 6-9 | 202 | G | Fr. | HS | Melbourne, Australia / Centre of Excellence |
| 3 | Dajuan Harris Jr. | 6-2 | 170 | G | RS-Sr. | 3L | Columbia, Mo. / Rock Bridge HS |
| 13 | Elmarko Jackson | 6-3 | 195 | G | Fr. | HS | Marlton, N.J. / South Kent School [Conn.] |
| 20 | Michael Jankovich | 6-4 | 190 | G | S-Sr. | 4L | Dallas, Texas / Northfield Mount Hermon [Mass.] |
| | Charlie McCarthy | 6-2 | 195 | G | So. | 1L | Rancho Mirage, Calif. / Shadow Hills HS |
| 15 | Kevin McCullar Jr. | 6-7 | 212 | G | Gr. | 1L | San Antonio, Texas / Wagner HS / Texas Tech |
| 11 | Jamari McDowell | 6-4 | 180 | G | Fr. | HS | Houston, Texas / Manvel HS |
| 25 | Nicolas Timberlake | 6-4 | 200 | G | Gr. | TR | Braintree, Mass. / Kimball Union Academy / Towson |
| 22 | Dillon Wilhite | 6-9 | 240 | F | RS-So. | 1L | San Diego, Calif. / Cathedral Catholic HS |

COACHING STAFF

| NAME | POSITION // YEAR AT KU |
|-------------------|---------------------------------------|
| Bill Self | Head Coach // 21st |
| Kurtis Townsend | Assistant Coach // 20th |
| Norm Roberts | Assistant Coach // 13th |
| Jeremy Case | Assistant Coach // 9th |
| Fred Quartlebaum | Dir. of Basketball Operations // 11th |
| Brennan Bechard | Dir. of Scouting // 13th |
| Joe Dooley | Dir. of S-A Development // 12th |
| Dr. Ramsey Nijem | Dr. of Sport Performance // 5th |
| Brady Morningstar | Video Coordinator // 3rd |
| Doc Sadler | Senior Advisor // 2nd |

| ALMA MATER // YEAR |
|---------------------------|
| Oklahoma State // 1985 |
| Western Kentucky // 1982 |
| Queens College // 1987 |
| Kansas // 2007 |
| Fordham // 1989 |
| Kansas // 2009 |
| George Washington // 1988 |
| UC Santa Barbara // 2012 |
| Kansas // 2011 |
| Arkansas // 1982 |

PRONUNCIATIONS

| | |
|------------------------|---------------|
| Parker BRAUN..... | Brown |
| Wilder EVERS..... | EE-vers |
| Michael JANKOVICH..... | JANK-oh-vitch |
| Dillon WILHITE..... | WILL Height |

ABOUT KANSAS

No. 7 Kansas (21-6, 9-5 Big 12) has won two straight after its 86-67 win against Texas on Feb. 24. Kansas enters Tuesday's matchup averaging 77.0 points per game with a plus-9.4 scoring margin. The Jayhawks pull down 36.3 rebounds per outing with a plus-3.3 rebound margin. Kansas leads the nation in assists per game at 19.7. KU leads the Big 12 and is third nationally in field goal percentage at 50.2%. KU also averages 7.6 steals and 3.7 blocked shots per contest.

Named to the Wooden Award Late Top 20, graduate G Kevin McCullar Jr. leads the Big 12 in scoring at 19.0 points per game, which is 51st nationally. His two triple-doubles are the second most in the NCAA. McCullar is tied for the KU lead with 37 three-point field goals made. His 6.4 rebounds per game are second on the team and he ranks in 11 Big 12 statistical categories.

A six-time Big 12 weekly award winner in 2023-24, senior C Hunter Dickinson leads the Big 12 and is seventh nationally in rebounds per game at 10.9. His 14 double-doubles lead the Big 12 and are 11th nationally. With an 18.3 ppg, which is second in the Big 12 behind McCullar, Dickinson is the only player in the Big 12 averaging a double-double. He also leads KU with 32 blocked shots and has 28 steals.

Junior F KJ Adams Jr. continues to lead the Big 12 and is 19th nationally in field goal percentage at 61.2%. Adams is averaging 12.6 points and 5.0 rebounds in Big 12 play and 12.4 points and 4.6 rebounds for the season. He has 89 assists in 2023-24, including 27 in his last seven contests.

Named a Bob Cousy Award top-10 candidate, redshirt-senior G Dajuan Harris Jr. is second in the Big 12 with 6.5 assists per game, which is ninth nationally, and third in assist-to-turnover ratio (3.0), which is 22nd nationally after his six assist and zero turnover game against Texas. Harris averages 8.3 points per contest and has a team-high 41 steals.

Freshman G Johnny Furphy (9.2 ppg, 4.5 rpg) is averaging 12.4 points and 6.3 rebounds in Big 12 play. He has started the last 12 games for KU and is tied with McCullar for the team lead in threes made with 37.

Other KU regulars include graduate G Nicolas Timberlake (4.2 ppg, 19 3FGs, three starts), freshman G Elmarko Jackson (4.1 ppg, 51 assists, 22 steals, 16 starts), graduate F Parker Braun (2.3 ppg, 18 blocked shots) and freshman G Jamari McDowell (1.8 ppg).

Kansas opened the 2023-24 season with a 99-56 win against North Carolina Central on Nov. 6, in Allen Fieldhouse. The game was part of the McLendon Classic honoring Kansas grad and two-time Naismith Memorial Basketball Hall of Fame coach John McLendon.

ABOUT BYU

Located in Provo, Utah, BYU is 19-8 overall and 7-7 in its first season in the Big 12 Conference. The Cougars are coming off an 84-74 loss at Kansas State on Feb. 24. BYU is coached by Mark Pope who is 106-49 in his fifth season at BYU and 183-105 in his ninth season as a head coach in NCAA Division I.

BYU leads the Big 12 in scoring at 82.7 points per game, which is 17th nationally, and its plus-13.5 scoring margin is 13th in the nation. The Cougars also lead the league in three-point field goals made per game at 11.4, which is third nationally, and three-pointers attempted per game at 32.4, which is second in the NCAA. BYU pulls down 40.0 rebounds per game with a plus-7.4 rebound margin. The Cougars also average 19.1 assists, which is second in the nation behind Kansas' 19.7, 6.3 steals and 2.8 blocked shots per game.

Senior G Jaxson Robinson leads BYU in scoring at 13.9 points per game. He has made a team-high 63 threes and has 11 blocked shots and 22 steals. Redshirt-junior G Trevin Knell is next in

scoring at 11.3 points per game. He is second on the team with 58 threes made. Senior G Spencer Johnson is tied for the team lead with 26 steals and is second on the team with a 5.6 rebound average to complement his 10.6 scoring average. Senior F Noah Waterman leads BYU in rebounds at 5.8 per outing and he scores 10.4 points per outing with 50 threes made. Junior F Fousseyni Traore (10.2 ppg, 4.7 rpg) rounds out the BYU players scoring in double figures. Sophomore G Richie Saunders (9.4 ppg, 4.0 rpg) is tied with Johnson for the team lead with 26 steals. Sophomore G Dallin Hall leads BYU with 136 assists. He scores 8.9 points per game and has made 40 threes. Other BYU regulars include junior C Ally Khalifa (6.2 ppg, 4.0 rpg), junior F Atiki Ally Atiki (4.4 ppg, 3.2 rpg), and junior G Trey Stewart (2.8 ppg). Khalifa leads the Big 12 in assist-to-turnover ratio, which is 10th nationally.

THE KANSAS-BYU SERIES

The Kansas-BYU series dates back to 1959 and KU leads 4-1. The teams last met on Nov. 26, 2019, in the semifinals of the Maui Invitational, a KU 71-56 win en route to the tournament title. Kansas is 1-0 versus BYU in Allen Fieldhouse with an 83-67 win on Dec. 17, 1971.

Kansas head coach Bill Self is 1-0 against BYU, while BYU's Mark Pope is 0-1 against Kansas.

KANSAS VS. BYU (KU leads 4-1)

| | | |
|-----------------|-----------------------|------------|
| 12/19/1959..... | Manhattan, Kan..... | W ..96-64 |
| 12/20/1960..... | Provo, Utah..... | L ...70-80 |
| 12/17/1971..... | Lawrence..... | W ..83-67 |
| 03/20/1993..... | Chicago*..... | W ..90-76 |
| 11/26/2019..... | Lahaina, Hawaii*..... | W ...71-56 |

*NCAA Midwest Regional *Maui Invitational

A KANSAS WIN WOULD...

Make Kansas 22-6 and 10-5 in Big 12 play ... Give Kansas 21 wins in 19 of Bill Self's 21 seasons at Kansas ... Give Kansas 10 conference wins 29th time in the last 30 seasons beginning in 1994-95 ... Give Kansas four-straight wins against BYU, making the series 5-1 in favor of KU ... Give Kansas 20-straight home wins, including 15-0 this season ... Make KU 855-117 all-time in Allen Fieldhouse, including 314-17 under Bill Self ... Make Bill Self 587-138 while at Kansas, 794-243 overall and 2-0 all-time against BYU ... Make Kansas 2,392-891 all-time.

A KANSAS LOSS WOULD...

Make Kansas 21-7 on the season and 9-6 in Big 12 play ... End a Kansas three-game winning streak against BYU and make the series 4-2 in favor of KU ... End a Kansas 19-game home court winning streak, making KU 14-1 in Allen Fieldhouse this season ... Make KU 854-118 all-time in Allen Fieldhouse, including 313-18 under Bill Self ... Make Bill Self 793-244 all-time, including 586-139 while at Kansas (1-1 versus BYU) ... Make Kansas 2,391-892 all-time.

TEXAS LEFTOVERS

- KU has 21 wins in 34 of its last 35 seasons, beginning in 1989-90.
- Kansas has 19-straight home wins, including 14-0 this season.
- KU allowed 25 points in the first half, marking the fewest points allowed to a conference opponent in the first half this season.
- Kansas held Texas to 9-of-34 shooting (26.5%) in the first half, which is the lowest percentage allowed to a conference opponent in the first half this season.
- Kansas has won 71-straight games in Allen Fieldhouse when leading at halftime, dating back to the beginning of the 2018-19 season.
- All five of Kansas' starters scored in double-figures, marking the third time this season KU had all five starters in double-figures. The last time was against Oklahoma State (1/30), while the Jayhawks improve to 3-0 when all five starters score 10+ points.
- Kansas improved to 15-2 in games when leading at the half this season.
- Kansas outrebounded Texas, 34-25. Over the last 68 games, Kansas is 66-2 when outrebounding their opponent.

QUICK FACTS**GENERAL INFORMATION**

| | |
|---|--|
| Location | Lawrence, Kan. |
| Enrollment | 29,355 |
| Founded | 1866 |
| Nickname | Jayhawks |
| School Colors | Crimson (Pantone 186) and Blue (Pantone 293) |
| Conference | Big 12 |
| Chancellor | Douglas A. Girod |
| Athletics Director | Travis Goff |
| Deputy Athletics Director (MBB) | Sean Lester |
| Athletics Website | www.KUathletics.com |
| Ticket Office Phone | 1.800.34.HAWKS (42957) |

HISTORY

| | |
|--|------------------|
| Seasons of Basketball | 126th in 2023-24 |
| First Season | 1888-89 |
| All-Time Record | 2,391-891 |
| Conference Regular-Season Titles (last) | 63 (2023) |
| Conference Postseason Tourn. Titles (last) | 16 (2022) |
| NCAA Tournament Appearances (last) | 50 (2023) |
| NCAA Tournament Record | 112-49 |
| NCAA Final Four Appearances (last) | 15 (2022) |
| NIT Appearances (last) | 2 (1969) |

ALLEN FIELDHOUSE

| | |
|----------------------------------|---------------------------|
| Year Opened (Seasons) | 1955 (65th season) |
| Capacity | 16,300 |
| Consecutive Sellouts | 365 games (Since 2001-02) |
| All-Time Record | 854-117 |
| Record under Bill Self | 313-17 |

COACHING STAFF

| | |
|---------------------------|------------------------------------|
| Head Coach | Bill Self (Oklahoma State, '85) |
| Record at KU | 586-138 (21st season) |
| Overall Record | 793-243 (31st season) |
| Assistant Coach | Kurtis Townsend (W. Kentucky, '82) |
| | 20th season |
| Assistant Coach | Norm Roberts (Queens College, '87) |
| | 13th season |
| Assistant Coach | Jeremy Case (Kansas, '07) |
| | 10th season |

2022-23 REVIEW

| | |
|---|------------|
| Overall Record | 28-8 |
| Big 12 Record (Finish) | 13-5 (1st) |
| Home Record | 15-1 |
| Road Record | 7-4 |
| Neutral Record | 6-3 |
| Big 12 Championship | 2-1 |
| NCAA Tournament | 1-1 |
| Associated Press Poll Ranking (final) | 4 |
| USA TODAY Coaches' Poll Ranking (final) | 11 |

2023-24 TEAM INFORMATION

| | |
|--|-------|
| Letterwinners Returning / Lost | 8 / 9 |
| Starters Returning / Lost | 3 / 2 |
| Newcomers | 9 |

COMMUNICATIONS

| | |
|-------------------------|--|
| Daniel Berk | Associate AD - Public Relations and Strategic Communications |
| Phone | 785.312.2159 |
| Email | dberk@ku.edu |
| Chris Theisen | Assistant AD Communications (MBB) |
| Phone | 785.331.9356 |
| Email | theisen@ku.edu |
| Max Aebersold | Communications Graduate Assistant (MBB) |
| Phone | 913.991.2711 |
| Email | max.aebersold@ku.edu |
| Hope Brown | Social Media Manager (MBB) |
| Phone | 785.393.9526 |
| Email | hopebrown@ku.edu |

Mailing Address Kansas Athletics Communications
1651 Naismith Drive, Parrott 1400
Lawrence, KS 66045-4069

Main Office Phone 785.864.3417
Twitter/Instagram @KUHoops
Facebook /KansasBasketball
Hashtags #KUBball #RockChalk #PayHeed

2023-24 ACCOLADES

TEAM

Preseason No. 1 in Associated Press Poll
 Preseason No. 1 in USA TODAY Coaches Poll
 Preseason No. 1 in Big 12 Conference Coaches' Poll

HUNTER DICKINSON

Naismith Trophy Midseason Team (1 of 30)
 Big 12 Player of the Week (2.5.24)
 Wooden Award Late Season Top 20
 Wooden Award Midseason Top 25
 Big 12 Player of the Week (1.8.24)
 Big 12 Newcomer of the Week (1.8.24)
 Maui Invitational All-Tournament Team
 Oscar Robertson National Player of the Week (11.21.23)
 Big 12 Player of the Week (11.20.23)
 Big 12 Newcomer of the Week (11.20.23)
 Wooden Award Preseason Top 50
 Big 12 Newcomer of the Week (11.13.23)
 Sporting News Preseason All-America Second Team
 Naismith Trophy Preseason Watch List (1 of 50)
 Preseason NABC Division I Player of the Year (1 of 20)
 Kareem Abdul Jabbar Center Award Watch List (1 of 20)
 Associated Press Preseason All-America
 CBS Sports Preseason All-America
 FOX Sports Preseason All-America
 Preseason Big 12 Player of the Year
 Preseason Big 12 Newcomer of the Year
 Preseason All-Big 12 First Team

JOHNNY FURPHY

Julius Erving Small Forward Award Watch List (1 of 20)

DAJUAN HARRIS JR.

Naismith Defensive Player of the Year Watchlist (1 of 15)
 Bob Cousy Point Guard of the Year Top 10 Candidate
 Wooden Award Preseason Top 50
 Naismith Trophy Preseason Watch List (1 of 50)
 Preseason All-Big 12 First Team

KEVIN MCCULLAR JR.

Naismith Trophy Midseason Team (1 of 30)
 Naismith Defensive Player of the Year Watchlist (1 of 15)
 Wooden Award Late Season Top 20
 Jerry West Shooting Guard of the Year Award Top 10 Candidate
 Wooden Award Midseason Top 25
 Oscar Robertson National Player of the Week (11.28.23)
 Big 12 Player of the Week (11.27.23)
 Wooden Award Preseason Top 50
 Naismith Trophy Preseason Watch List (1 of 50)
 Preseason All-Big 12 Honorable Mention

ASSOCIATED PRESS (AP)

FEB. 26, 2024

| RANK | SCHOOL (FIRST PLACE VOTES) | RECORD | POINTS |
|------|----------------------------|-------------|-------------|
| 1 | Houston (53) | 24-3 | 1540 |
| 2 | Purdue (4) | 25-3 | 1460 |
| 3 | UConn (5) | 25-3 | 1459 |
| 4 | Tennessee | 21-6 | 1338 |
| 5 | Marquette | 21-6 | 1243 |
| 6 | Arizona | 21-6 | 1188 |
| 7 | KANSAS | 21-6 | 1156 |
| 8 | Iowa State | 21-6 | 1155 |
| 9 | North Carolina | 21-6 | 1130 |
| 10 | Duke | 21-6 | 976 |
| 11 | Auburn | 21-6 | 862 |
| 12 | Creighton | 20-8 | 738 |
| 13 | Illinois | 20-7 | 726 |
| 14 | Alabama | 19-8 | 695 |
| 15 | Baylor | 19-8 | 689 |
| 16 | Kentucky | 19-8 | 649 |
| 17 | Saint Mary's | 23-6 | 646 |
| 18 | South Carolina | 22-5 | 471 |
| 19 | Washington State | 21-7 | 361 |
| 20 | San Diego State | 21-7 | 305 |
| 21 | Dayton | 21-5 | 261 |
| 22 | Utah State | 22-5 | 207 |
| 23 | Gonzaga | 22-6 | 184 |
| 24 | Florida | 19-8 | 140 |
| 25 | South Florida | 21-5 | 127 |

OTHERS RECEIVING VOTES: BYU 92, Texas Tech 65, TCU 45, Clemson 45, Wake Forest 44, Wisconsin 42, Nevada 25, Colorado State 20, Arizona State 17, New Mexico 10, Florida Atlantic 8, Oklahoma 7, Nebraska 7, Mississippi State 5, Washington 4, Appalachian State 3, McNeese 1, Loyola Chicago 1, Indiana State 1, Northwestern 1, Boise State 1

WEEK-BY-WEEK RANKINGS

| WEEK | AP | COACHES | NCAA NET |
|-----------|--------|---------|----------|
| Preseason | 1 (46) | 1 (23) | - |
| Nov. 13 | 1 (51) | 1 (25) | - |
| Nov. 20 | 1 (52) | 1 (25) | - |
| Nov. 27 | 5 | 6 | - |
| Dec. 4 | 2 (1) | 3 (1) | 16 |
| Dec. 11 | 2 | 2 (1) | 14 |
| Dec. 18 | 2 (6) | 2 (3) | 13 |
| Dec. 25 | 2 (5) | 2 (1) | 15 |
| Jan. 1 | 2 (5) | no poll | 11 |
| Jan. 8 | 3 (2) | 3 (1) | 11 |
| Jan. 15 | 3 (3) | 4 | 15 |
| Jan. 22 | 7 | 8 | 14 |
| Jan. 29 | 8 | 9 | 12 |
| Feb. 5 | 4 | 4 | 10 |
| Feb. 12 | 6 | 7 | 12 |
| Feb. 19 | 9 | 10 | 16 |
| Feb. 26 | 7 | 9 | 14 |

() - First place votes in parenthesis

USA TODAY (COACHES)

FEB. 26, 2024

| RANK | SCHOOL (FIRST PLACE VOTES) | RECORD | POINTS |
|------|----------------------------|-------------|------------|
| 1 | Houston (25) | 24-3 | 791 |
| 2 | UConn (3) | 25-3 | 756 |
| 3 | Purdue (4) | 25-3 | 755 |
| 4 | Tennessee | 21-6 | 698 |
| 5 | Marquette | 21-6 | 616 |
| 6 | Iowa State | 21-6 | 605 |
| 7 | Arizona | 21-6 | 597 |
| 8 | North Carolina | 21-6 | 589 |
| 9 | KANSAS | 21-6 | 582 |
| 10 | Duke | 21-6 | 461 |
| 11 | Auburn | 21-6 | 426 |
| 12 | Creighton | 20-8 | 412 |
| 13 | Alabama | 19-8 | 372 |
| 14 | Baylor | 19-8 | 353 |
| 15 | Kentucky | 19-8 | 351 |
| 16 | Illinois | 20-7 | 348 |
| 17 | Saint Mary's | 23-6 | 332 |
| 18 | South Carolina | 22-5 | 214 |
| 19 | San Diego State | 21-7 | 153 |
| 20 | Dayton | 21-5 | 152 |
| 21 | Washington State | 21-7 | 149 |
| 22 | Gonzaga | 22-6 | 132 |
| 23 | Utah State | 22-5 | 114 |
| 24 | Florida | 19-8 | 98 |
| 25 | South Florida | 21-5 | 57 |

OTHERS RECEIVING VOTES: BYU 53; Wake Forest 51; TCU 36; Texas Tech 35; Wisconsin 20; Oklahoma 19; Clemson 15; Nevada 14; Virginia 10; Nebraska 8; App State 8; Seton Hall 7; Northwestern 3; Loyola Chicago 3; James Madison 2; Indiana State 2; Boise State 1

RANKINGS BREAKDOWN

| | AP | COACHES |
|---------------------|------------------|-------------|
| Weeks in Top 25 | 855 (370) | 629 (385) |
| Weeks in Top 10 | 635 (291) | 505 (302) |
| Weeks in Top 5 | 388 (183) | 334 (191) |
| Weeks at No. 1 | 77 (37) | 69 (38) |
| Current Consecutive | | |
| Weeks in Top 25 | 55 (55) | 53 (53) |
| Most Consecutive | | |
| Weeks in Top 25 | 231* (231*) | 238* (238*) |
| Most Consecutive | | |
| Weeks at No. 1 | 15 (9) | 15 (9) |
| W-L vs Top 25 | 259-211 (128-67) | - |
| Home vs Top 25 | 108-51 (62-10) | - |
| Away vs Top 25 | 57-85 (28-30) | - |
| Neutral vs Top 25 | 93-75 (37-27) | - |
| W-L vs Top 10 | 112-116 (52-29) | - |
| Home vs Top 10 | 43-33 (23-4) | - |
| Away vs Top 10 | 22-39 (11-10) | - |
| Neutral vs Top 10 | 47-44 (18-15) | - |

() - Bill Self era in parenthesis
 * Longest in the NCAA DI history

2023-24 BIG 12 STANDINGS (Through games of 2.24.24)

| Team | BIG 12 | | | | | OVERALL | | | | | |
|----------------|------------|-------------|------------|------------|-----------|-------------|-------------|-------------|------------|------------|-----------|
| | Record | Pct | Home | Away | Streak | Record | Pct | Home | Away | Neutral | Streak |
| Houston | 11-3 | .786 | 7-0 | 4-3 | W5 | 24-3 | .889 | 15-0 | 5-3 | 4-0 | W5 |
| Iowa State | 10-4 | .714 | 7-0 | 3-4 | W1 | 21-6 | .778 | 16-0 | 4-4 | 1-2 | W1 |
| KANSAS | 9-5 | .643 | 7-0 | 2-5 | W2 | 21-6 | .778 | 14-0 | 3-5 | 4-1 | W2 |
| TCU | 8-6 | .571 | 5-2 | 3-4 | W1 | 19-8 | .704 | 12-2 | 5-4 | 2-2 | W1 |
| Baylor | 8-6 | .571 | 5-2 | 3-4 | L2 | 19-8 | .704 | 13-2 | 3-4 | 3-2 | L2 |
| Texas Tech | 8-6 | .571 | 6-1 | 2-5 | L1 | 19-8 | .704 | 14-1 | 2-6 | 3-1 | L1 |
| Oklahoma | 7-7 | .500 | 4-3 | 3-4 | W1 | 19-8 | .704 | 13-3 | 3-4 | 3-1 | W1 |
| BYU | 7-7 | .500 | 5-2 | 2-5 | L1 | 19-8 | .704 | 14-2 | 2-6 | 3-0 | L1 |
| Texas | 6-8 | .429 | 3-4 | 3-4 | L1 | 17-10 | .630 | 12-4 | 3-5 | 2-1 | L1 |
| Kansas State | 6-8 | .429 | 5-2 | 1-6 | W1 | 16-11 | .593 | 13-3 | 2-6 | 1-2 | W1 |
| Cincinnati | 5-9 | .357 | 2-5 | 3-4 | L2 | 16-11 | .593 | 12-5 | 4-5 | 0-1 | L2 |
| UCF | 5-9 | .357 | 4-3 | 1-6 | W1 | 14-12 | .538 | 11-5 | 1-7 | 2-0 | W1 |
| Oklahoma State | 4-10 | .286 | 3-4 | 1-6 | L1 | 12-15 | .444 | 10-6 | 1-7 | 1-2 | L1 |
| West Virginia | 4-10 | .286 | 4-3 | 0-7 | L1 | 9-18 | .333 | 9-7 | 0-7 | 0-4 | L1 |

• Kansas scored 52 points in the paint, the second most in any game this season and the most against a conference opponent. The 52 points in the paint are the most since scoring 58 against Chaminate on Nov. 20, 2023.

• Kansas shot 32-of-52 (61.5%) from the field, the highest shooting percentage in a conference game since shooting 68.9% against Houston on Feb. 3, 2024. The Jayhawks have now shot over 60% from the field in five games now this season and are now 12-2 when shooting 50% or better from the field this season.

• Dajuan Harris Jr. scored 14 points on 7-of-11 shooting, marking the 35th time of his career scoring 10 or more points. Kansas is 33-2 when Harris scores 10 or more points, including 9-1 this season.

• Harris added one steal and now has 206 in his career, which ties Kirk Hinrich (2000-03) for sixth in KU history for all-time steals.

• Harris finished the game with no turnovers, his second-straight game with no turnovers. Harris has gone 105 minutes and 18 seconds without a turnover stretching back to the first half of the Texas Tech game on Feb. 12. Harris finished with six assists, marking his fourth game this season with 6 or more assists and no turnovers.

• KJ Adams scored 16 points to mark his 21st game this season scoring in double-figures including his 12th in Big 12 play. Adams now has 41 career games in double-figures.

• Hunter Dickinson scored 20 points on 9-of-17 from the field, marking his 25th game in double-figures this season and 108th of his career. This marks the 13th time this season Dickinson has had over 20 points in a game and is the 47th time in his career. Dickinson also surpassed 2,100 career points and now has 2,111 career points.

• Freshman Elmarko Jackson contributed four assists, his most assists since he had a career-high nine assists vs. Manhattan on Nov. 10, 2023.

• Nicolas Timberlake scored 13 points on 3-of-6 from the field and 6-of-8 from the free throw line, marking his fifth game with 10+ points this season and 62nd game of his career. Timberlake's 13 points tied a season high set three times this season, most recently at Texas Tech on Feb. 12, 2024. Timberlake has scored 10 or more points in two of the last three games.

• Freshman Johnny Furphy finished with 16 points on 3-of-3 from the field and 9-of-11 from the line, his 12th career game with 10+ points. Furphy has now scored 10+ points in 10 of his 12 starts.

DICKINSON AND MCCULLAR ON NAISMITH TROPHY PLAYER OF THE YEAR MIDSEASON TEAM

The Kansas duo of Hunter Dickinson and Kevin McCullar Jr. were named to the 2024 Jersey Mike's Naismith Trophy Men's College Player of the Year Midseason Team, the Naismith Awards announced Feb. 15.

Kansas, Houston, North Carolina and Purdue are the only schools to have two athletes listed among the 30 named to Naismith Trophy Midseason Team. Dickinson and McCullar are vying to become the third player from Kansas to win the Naismith Trophy joining Danny Manning (1988) and Frank Mason III (2017).

KU DUO ON NAISMITH DEFENSIVE PLAYER OF THE YEAR WATCHLIST

Kansas graduate guard Kevin McCullar Jr. and redshirt-senior guard Dajuan Harris Jr. have been named to the 2024 Naismith Defensive Player of the Year Watchlist, the Atlanta Tipoff Club announced Feb. 7. Kansas is one of two schools to have two on the list of 15 players.

McCullar or Harris are aiming to become just the second Jayhawk to win the Naismith Defensive Player of the Year recipient, joining KU standout Marcus Garrett who won the honor in 2020. The award began in 201

KANSAS DUO ON WOODEN AWARD LATE SEASON TOP 20

The Kansas duo of Hunter Dickinson and Kevin McCullar Jr. has been named to the John R. Wooden Award Late Season Top 20, the Los Angeles Athletic Club announced Jan. 30. The KU tandem is one of just two schools with multiple players on the list, along with North Carolina (2).

Chosen by a poll of national college basketball experts based on their performances during the 2023-24 season thus far, the list comprises of 20 student-athletes who are front-runners for the John R. Wooden Award. Dickinson and McCullar are vying to become the third Kansas player to win the Wooden Award joining Danny Manning (1988) and Frank Mason III (2017).

The players on the list are considered strong candidates for the 2024 John R. Wooden Award Men's Player of the Year. The Wooden Award All-American Team will be announced the week of the "Elite Eight" round of the NCAA Tournament. The winner of the 2024 John R. Wooden Award will be presented following the NCAA Tournament in April.

KANSAS TRIO ON NAISMITH STARTING FIVE TOP 10

Last week, Kansas senior Hunter Dickinson (Kareem Abdul-Jabbar Center of the Year Award), Dajuan Harris Jr. (Bob Cousy Point Guard of the Year Award) and Kevin McCullar Jr. (Jerry West Shooting Guard of the Year Award) were named top-10 candidates for the Hall of Fame Men's Starting Five awards by the Naismith Basketball Hall of Fame. Historically, Kansas has won two such honors, with Frank Mason III winning the 2017 Bob Cousy Award and Jalen Wilson the 2023 Julius Erving Award.

Fans can support their favorite players in the remaining rounds by participating in Fan Voting, presented by Dell Technologies, starting Feb. 2 on hoopshallawards.com. The Fan Vote will count as one committee vote during the finalist selection process.



NCAA TOP-150

BIG 12

2023-24 STAT RANKINGS

Through games of 2.24.24

| | STAT | NCAA | BIG 12 |
|-------------------------|------|------|--------|
| W-L% | 77.8 | 22 | 2 |
| SCORING | 77.0 | 84 | 5 |
| SCORING DEFENSE | 67.6 | 65 | 5 |
| SCORING MARGIN | +9.4 | 46 | 6 |
| REBOUNDS PER GAME | 36.3 | 133 | 7 |
| REBOUNDING MARGIN | +3.3 | 83 | 7 |
| ASSISTS | 19.7 | 1 | 1 |
| ASSIST-TO RATIO | 1.7 | 11 | 2 |
| TURNOVER MARGIN | +0.5 | -- | 9 |
| STEALS | 7.6 | 79 | 5 |
| BLOCKED SHOTS | 3.7 | 129 | 8 |
| FIELD GOAL PCT. | 50.2 | 3 | 1 |
| FIELD GOAL PCT. DEFENSE | 39.7 | 12 | 2 |
| 3-POINT FGS MADE | 6.0 | -- | 14 |
| 3-POINT FIELD GOAL PCT. | 34.6 | 146 | 8 |
| 3FG% DEFENSE | 32.5 | 125 | 6 |
| FREE THROW PCT. | 72.7 | 138 | 7 |

INDIVIDUAL (ALL GAMES)

SCORING

| | | | |
|--------------------|------|----|---|
| Kevin McCullar Jr. | 19.0 | 51 | 1 |
| Hunter Dickinson | 18.3 | 76 | 2 |

REBOUNDING

| | | | |
|--------------------|------|----|---|
| Hunter Dickinson | 10.9 | 7 | 1 |
| Kevin McCullar Jr. | 6.4 | -- | 8 |

FIELD GOAL PERCENTAGE (MIN. 5.0 FGM/G)

| | | | |
|--------------------|------|----|---|
| KJ Adams Jr. | 61.2 | 19 | 1 |
| Hunter Dickinson | 55.7 | 49 | 2 |
| Kevin McCullar Jr. | 46.3 | -- | 5 |

3-POINT FG PERCENTAGE (MIN. 2.5 FGM/G)

| | | | |
|----|--|--|--|
| -- | | | |
|----|--|--|--|

3-POINT FIELD GOALS MADE

| | | | |
|----|--|--|--|
| -- | | | |
|----|--|--|--|

FREE THROW PERCENTAGE (MIN. 2.5 FTM/G)

| | | | |
|--------------------|------|----|----|
| Kevin McCullar Jr. | 79.3 | -- | 13 |
|--------------------|------|----|----|

ASSISTS

| | | | |
|--------------------|-----|----|----|
| Dajuan Harris Jr. | 6.5 | 9 | 2 |
| Kevin McCullar Jr. | 4.4 | 93 | 9 |
| KJ Adams Jr. | 3.3 | -- | 19 |

STEALS

| | | | |
|--------------------|-----|----|----|
| Dajuan Harris Jr. | 1.5 | -- | 11 |
| Kevin McCullar Jr. | 1.5 | -- | 13 |

BLOCKED SHOTS

| | | | |
|------------------|-----|----|---|
| Hunter Dickinson | 1.2 | -- | 9 |
|------------------|-----|----|---|

ASSIST-TO-TURNOVER RATIO (MIN. 3 AST/G AVG)

| | | | |
|--------------------|-----|----|----|
| Dajuan Harris Jr. | 3.0 | 22 | 3 |
| KJ Adams Jr. | 1.8 | -- | 12 |
| Kevin McCullar Jr. | 1.7 | -- | 14 |

DOUBLE-DOUBLES

| | | | |
|--------------------|----|----|----|
| Hunter Dickinson | 14 | 11 | 1 |
| Kevin McCullar Jr. | 2 | -- | 13 |
| KJ Adams Jr. | 2 | -- | 13 |
| Johnny Furphy | 1 | -- | 29 |

TRIPLE-DOUBLES

| | | | |
|--------------------|---|---|---|
| Kevin McCullar Jr. | 2 | 2 | 1 |
|--------------------|---|---|---|

KU BY THE NUMBERS

| | |
|--------------|--|
| 13 | Consecutive league regular-season titles - 2005-06-07-08-09-10-11-12-13-14-15-16-17, a KU record and tied for the longest in NCAA history. |
| 15 | 30+ win seasons |
| 18 | Streaks of 10 or more consecutive wins in the Bill Self era, including two in 2022-23. Eight of those have been 15+ win streaks. |
| 20 | Big 12 Conference regular-season championships for KU in the league's 27-year existence. Includes 2022-23 |
| 20 | Undefeated home seasons at Allen Fieldhouse, including 2007-08, 2008-09, 2009-10, 2011-12, 2014-15, 2015-16 and 2018-19 under Bill Self. |
| 21 | Times a KU player or coach has been inducted into the Naismith Basketball Hall of Fame, which includes current head coach Bill Self in 2017. |
| 23 | Or more victories for Kansas in 31 of the last 33 seasons beginning in 1989-90. |
| 26 | Championships for Kansas in the Bill Self era - 16 Big 12 regular-season titles, eight Big 12 postseason championships and two NCAA. |
| 28 | Kansas has won 10 or more league games in 28 of the last 29 seasons, starting in 1995. KU has won 10+ league games 59 times overall. |
| 31 | Consensus All-America First Team selections, the most of any NCAA Division I school, including Ochai Agbaji in 2021-22. |
| 32 | Beginning in 1990, KU has made the NCAA Tournament 32 times in the last 33 tournaments. |
| 34 | Beginning in 1989-90, Kansas has won 20 or more games in 33 of the last 34 seasons. |
| 35 | Consecutive seasons KU has led its conference in home attendance, beginning in 1986-87, excluding 2020-21 due to COVID, includes 2022-23. |
| 63 | Conference regular-season championships, most in NCAA Division I, including 2022-23. |
| 130.4 | Decibels reached inside of Allen Fieldhouse on Feb. 13, 2017, when the arena broke the Guinness Book of World Records mark for loudest crowd roar at an indoor sports event. |
| 231 | An NCAA record for consecutive weeks Kansas was ranked in the AP top 25. The streak began 2.2.2009, and spanned 433 games, and ended 2.1.2020. |
| 366 | Consecutive sellouts in Allen Fieldhouse, dating back to 2001-02. This includes the 2,500 capacity for 2020-21. |
| 586 | Wins for Bill Self in his 21st season at Kansas. He is the second-winningest coach in KU history (Phog Allen, 590-219, 1907-09; 1919-56) |
| 854 | All-time Kansas victories inside Allen Fieldhouse. The historic building opened in 1955 and KU holds a 854-117 record in its home venue. |
| 2,391 | All-Time victories, the second most in NCAA Division I Men's Basketball. |

UPCOMING CAREER MILESTONES

| | |
|--------------------|---|
| KJ Adams Jr. | 752 points...48 from 800 311 rebounds...89 from 400 |
| Parker Braun | 631 points...69 from 700 467 rebounds...33 from 500 |
| Hunter Dickinson | 2,111 points...89 from 2,200 1,080 rebounds...20 from 1,100 |
| Dajuan Harris Jr. | 829 points...71 from 900 630 assists...70 from 700 206 steals...44 from 250 |
| Kevin McCullar Jr. | 1,478 points...22 from 1,500 212 steals...38 from 250 333 assists...67 from 400 |
| Nicolas Timberlake | 1,635 points...65 from 1,700 512 rebounds...88 from 600 252 3FGs...48 from 300 |

At Kansas State (2/5) Harris became just the fourth player in KU history to reach 600 assists and 200 steals for his career, currently at 630 assists and 206 steals, and the first since Aaron Miles who accomplished the feat from 2002-05.

KU Career 600 Assists and 200 Steals (ranked by most recent)

| Player (KU seasons) | Assists | Steals |
|---|------------|------------|
| DAJUAN HARRIS JR. (2021-PRESENT) | 630 | 206 |
| Aaron Miles (2002-05) | 954 | 264 |
| Kirk Hinrich (2000-03) | 668 | 206 |
| Darnell Valentine (1978-81) | 609 | 336 |

Dickinson is the fourth active player in NCAA Division I to record 2,000 points and 1,000 rebounds for his career.

Active D1 Career Points/Rebounds Leaders (as of 2/25/24) 2,000+ points and 1,000+ rebounds

| Name, School | Points | Rebounds |
|---------------------------------|--------------|--------------|
| Armando Bacot, North Carolina | 2,198 | 1,616 |
| Zach Edey, Purdue | 2,197 | 1,178 |
| HUNTER DICKINSON, KANSAS | 2,111 | 1,080 |
| Baylor Schererman, Creighton | 2,095 | 1,180 |

KANSAS NOTABLES

- Kansas is third in the NCAA in field goal percentage at 50.2% and 12th in field goal percentage defense at 39.7%. KU is the only school in NCAA DI to rank in the top 12 in both.
- Kansas' 19-game home court winning streak in Allen Fieldhouse ranks tied for third nationally - 1. Houston (20), Drake (20). 3. KANSAS (19), San Diego State (19), UConn (19).
- Kansas is the only school in the Big 12 that has three different players lead in three different statistical categories - Kevin McCullar Jr. (scoring at 19.0 ppg), Hunter Dickinson (rebounding at 10.9 ppg) and KJ Adams Jr. (field goal percentage at 61.2%).
- Hunter Dickinson leads the Big 12 with 13 games of 20 points or more scored. Kevin McCullar Jr. is next with 11. Five other Big 12 players are tied for third with eight.
- Hunter Dickinson leads the Big 12 with 15 games of 10 or more rebounds this season.
- Kansas has at least 20 assists in 13 games this season, which is tied for the most in the country with Arizona.

20-Assists Games in 2023-24 (as of 2/25/24)

- 1. KANSAS - 13**
1. Arizona - 13
3. BYU - 12
4. 11 - Colorado State, UConn, Purdue, Samford, Tennessee, Wright State

- With its win at Oklahoma (2/17), Kansas improved to 121-18 following a loss in the Bill Self era, which started in 2003-04. KU is 6-0 when following a loss this season.
- With its win against No. 4 Houston (2/3), under Bill Self (since 2003-04) Kansas is 19-1 (95.0%) in Allen Fieldhouse against teams ranked higher than KU. The lone loss was Dec. 1, 2005 versus Nevada (70-72) and KU has won 15 straight in that scenario.
- With the win versus Houston (2/3), under Bill Self, Kansas is

24-4 (85.7%) against AP top-10 teams in games played in Allen Fieldhouse. KU has won its last eight against AP Top-10 foes in AFH dating back to Feb. 27, 2021.

- After its win at Indiana (12/16), Kansas has now won its last seven games against Blue Blood schools - Indiana, UConn and Kentucky this season; Kentucky, Indiana and Duke last season; and North Carolina in the 2022 NCAA title game.
- With his 14 points against Texas (2/24), Kansas is 33-2 when Dajuan Harris Jr. scores 10 or more points in a game, including 9-1 this season.
- Kansas is 66-2 in its last 68 games when outrebounding its opponent. Included was a 61-game win streak when KU outrebounded its opponent.
- Kansas has won 71-straight games in Allen Fieldhouse when leading at halftime, dating back to the beginning of the 2018-19 season.
- Kansas beat Kentucky, 89-84, on Nov. 14, thanks in part to 27 made free throws. KU is 48-1 (.980) under Bill Self (since 2003-04) when they make 25 or more free throws in a game, the best record by any D-I team in that span (minimum 40 games).
- Kansas overcame an 11-point deficit in the 67-57 win at Oklahoma (2/17). In the last 10 seasons, Kansas has posted 34 wins when overcoming a 10-point deficit, including four this season.
- Kansas went 116-15 (88.5%) in the month of December under coach Bill Self (since 2003-04). The 88.5 winning percentage is the highest among active coaches, while Kansas has the second-best December winning percentage record since 2003-04.
- Kansas has won its last 24 games in the month of December beginning with the final game of the 2019-20 season. That is the longest active streak in the nation.

ELITE COMPANY

Graduate-senior Kevin McCullar Jr. is second in the nation in triple doubles with two. Senior Hunter Dickinson ranks seventh in the nation in rebounds per game at 11.0 rpg and Dajuan Harris Jr. is ninth nationally in assists per game at 6.5. All are vying to mark the fourth time in the Bill Self era and just the fifth time a Jayhawk has led the nation in a stat for a season.

Kansas NCAA Single-Season Stat Leaders

- 2019-20 - Udoka Azubuike, field goal pct. (74.8%)
- 2017-18 - Udoka Azubuike, field goal pct. (77.0%)
- 2011-12 - Thomas Robinson, double-doubles (27)
- 1951-52 - Clyde Lovellette, Scoring Avg. (28.6 ppg)

TOP SCORING DUO

Graduate-senior Kevin McCullar Jr. (19.0 ppg) and senior Hunter Dickinson (18.3) are currently the highest scoring duo in the Bill Self era and the second-highest KU duo in the Big 12 era.

Top Scoring Duo by Average in the Bill Self Era (Top 11)

| Season | Total | Players (Ppg) |
|----------------|-------------|---|
| 2023-24 | 37.3 | Kevin McCullar Jr. (19.0), Hunter Dickinson (18.3) |
| 2016-17 | 37.2 | Frank Mason III (20.9), Josh Jackson (16.3) |
| 2004-05 | 34.7 | Wayne Simien (20.3), Keith Langford (14.4) |
| 2011-12 | 34.3 | Thomas Robinson (17.7), Tyshawn Taylor (16.6) |
| 2022-23 | 34.2 | Jalen Wilson (20.1), Grady Dick (14.1) |
| 2008-09 | 33.8 | Sherron Collins (18.9), Cole Adrich (14.9) |
| 2018-19 | 33.5 | Dedric Lawson (19.4), Lagerald Vick (14.1) |
| 2003-04 | 33.3 | Wayne Simien (17.8), Keith Langford (15.5) |
| 2021-22 | 32.9 | Ochai Agbaji (18.8), Christian Braun (14.1) |
| 2017-18 | 31.9 | Devonte' Graham (17.3), Svi Mykhailiuk (14.6) |
| 2019-20 | 31.8 | Devon Dotson (18.1), Udoka Azubuike (13.1) |

THIS DAY IN KANSAS BASKETBALL HISTORY

FEBRUARY

27

Feb. 27, 1960: Sophomore forward Wayne Hightower led all scorers with 27 points in an 85-72 victory against Missouri to force a three-way tie in the Big Eight conference race. Junior center Bill Bridges added 18 points and 17 rebounds in the contest in Columbia, Mo. Kansas won its remaining two regular-season games to share the league crown with Kansas State with a 10-4 mark in conference play. The Jayhawks defeated Kansas State in a one-game playoff in Manhattan to earn the Big Eight's berth in the NCAA Tournament. KU advanced to the regional final before falling to Cincinnati, 82-71, to finish the year with a 19-9 record.

Top Scoring Duo by Average in the Big 12 Era

| Season | School | Total | Players (Ppg) |
|----------------|---------------|-------------|---|
| 2007-08 | Kansas State | 42.3 | Michael Beasley (26.2), Henry Walker (16.1) |
| 1996-97 | Texas Tech | 41.8 | Cory Carr (23.1), Tony Battie (18.8) |
| 2006-07 | Texas | 41.3 | Kevin Durant (25.8), A.J. Abrams (15.5) |
| 1997-98 | KANSAS | 40.2 | Paul Pierce (20.4), Raef LaFrentz (19.8) |
| 2017-18 | Oklahoma | 39.2 | Trae Young (27.4), Christian James (11.9) |
| 1997-98 | Texas Tech | 38.7 | Cory Carr (23.3), Rayford Young (15.4) |
| 1996-97 | Oklahoma | 38.0 | Nate Erdmann (20.5), Corey Brewer (17.5) |
| 2015-16 | Oklahoma | 38.0 | Buddy Hield (25.0), Jordan Woodard (13.0) |
| 2023-24 | KANSAS | 37.3 | Kevin McCullar Jr. (19.0), Hunter Dickinson (18.2) |

TOP SCORERS IN THE BILL SELF ERA

Graduate Kevin McCullar Jr. leads the Big 12 and ranks 51st nationally with a 19.0 scoring average. Senior Hunter Dickinson is second in the league, behind McCullar, at 18.3 points per game.

KU Leading Season Scorers in the Bill Self Era (since 2003-04)

| Player | Season | PPG |
|---------------------------|----------------|-------------|
| Frank Mason III | 2016-17 | 20.9 |
| Wayne Simien | 2004-05 | 20.3 |
| Jalen Wilson | 2022-23 | 20.1 |
| Dedric Lawson | 2018-19 | 19.4 |
| KEVIN MCCULLAR JR. | 2023-24 | 19.0 |
| Sherron Collins | 2008-09 | 18.9 |
| Ochai Agbaji | 2021-22 | 18.8 |
| HUNTER DICKINSON | 2023-24 | 18.3 |
| Devon Dotson | 2019-20 | 18.1 |
| Wayne Simien | 2003-04 | 17.8 |
| Thomas Robinson | 2011-12 | 17.7 |
| Marcus Morris | 2010-11 | 17.2 |
| Andrew Wiggins | 2013-14 | 17.1 |

ELITE COMPANY II

Senior Hunter Dickinson has two games with at least 20 rebounds in 2023-24. He is only the second KU player in the Bill Self era to have two 20-plus rebound games for his career with Cole Aldrich having two during the 2008-09 season. Dickinson is just the 10th player in KU history to have two or more 20-rebound games.

20-Plus Rebound Games in KU History

1. Wilt Chamberlain (1957-58) - 20
2. Bill Bridges (1959-61) - 13
3. Drew Gooden (2000-02) - 3

T4. HUNTER DICKINSON (2023-24) - 2

- T4. Cole Aldrich (2008-09) - 2
- T4. Nick Collison (2002-03) - 2
- T4. Roger Brown (1969-71) - 2
- T4. Dave Robisch (1969-71) - 2
- T4. Wayne Hightower (1960-61) - 2
- T4. B.H. Born (1952-54) - 2

KANSAS TRIPLE-DOUBLES

Graduate-senior Kevin McCullar Jr. became just the seventh player in NCAA history to record back-to-back triple-doubles with 12 points, 10 rebounds and 10 assists against Kentucky (Nov. 14) and 22 points, 11 rebounds and 10 assists versus Chaminade (Nov. 20). It was the first in NCAA history since Tony Lee of Robert Morris did it during the 2007-08 season. McCullar's two triple-doubles are the third and fourth, respectively, in KU history, with all three in the Bill Self era. His triple-double against Kentucky was the first since Jeff Withey's triple-double against San Jose State (16 points, 12 rebounds and a KU and Big 12-record 12 blocked shots) on Nov. 26, 2012. Cole Aldrich's triple-double against Dayton (13 points, 20 rebounds, 10 blocked shots) on March 22, 2009, is formally the first recorded in Kansas men's basketball history as blocked shots, assists and steals were not recorded at Kansas until the 1970s (and the NCAA until the 1980s). *Lawrence Journal-World* reporter Bill Mayer provided Kansas with two instances in which Jayhawk legend Wilt Chamberlain recorded triple-doubles. Additionally, the NCAA Final Four record book shows that KU great B.H. Born had an unofficial triple-double against Indiana in the 1953 NCAA Tournament title game.

JAYHAWKS NO. 1 IN PRESEASON POLLS

Kansas entered the 2023-24 season No. 1 in both the Associated Press and USA Today Coaches' polls. This marked the fourth time KU has been No. 1 in the preseason AP poll with all four in the Bill Self era - 2004-05, 2009-10, 2018-19 and 2023-24. This is the fifth time in the coaches' poll that the Jayhawks have been No. 1 in the preseason poll with four in the Self era - 1996-97, 2004-05, 2009-10, 2018-19 and 2023-24.

Under 21st-year and Hall of Fame head coach Bill Self, this is the 18th time that Kansas entered the season ranked seventh or higher in the Associated Press preseason poll. Historically, the No. 1 ranking marks the 26th time since the 1992-93 season that Kansas will enter the season seventh or higher.

The No. 1 ranking marked the 10th-straight year Kansas has entered the season No. 5 or higher in the coaches' poll dating back to 2014-15. Additionally, it is the 18th time in the Self era the Jayhawks have been preseason seventh or higher, including each of the last 12 seasons.

AP Weekly Appearance Streaks: Top 10 / Active only (as of 2/26/24)

| Rk | Team | Polls | First |
|----|---------------|-----------|------------------|
| 1. | KANSAS | 55 | 2022-2024 |
| 2. | Houston | 35 | 2023-2024 |
| 3. | Purdue | 32 | 2023-2024 |
| 4. | UConn | 17 | 2023-2024 |
| 5. | Tennessee | 11 | 2024 |

KU PICKED FIRST IN THE PRESEASON BIG 12 POLL

For the 20th time in the 27-year history of the coaches' preseason Big 12 poll, Kansas has been selected as the favorite to win the league as the preseason poll was announced Oct. 13.

For the 2023-24 poll, KU collected 12 of a possible 14 first-place votes and finished with a total of 168 points. Houston received two first-place nods and was second with 153 points. Texas was third with 143 points, while Baylor was fourth with 137 points and TCU fifth with 113 points to round out the top five. See page 9 for the complete poll.

Pay Heed, All Who Enter:
BEWARE OF "THE PHOG"

NATIONAL CHAMPIONS

1922, 1923, 1952, 1988, 2008, 2022

BIG 12 CHAMPIONS

1997*, 1998*, 1999^, 2002, 2003, 2005, 2006*, 2007*, 2008*, 2009, 2010*, 2011*, 2012, 2013*, 2014, 2015, 2016*, 2017, 2020, 2022*, 2023

Regular season titles listed
* - Regular season & tournament champions
^ - Tournament champions only

- Kansas has 2,391 all-time victories which is the second most in NCAA Division I men's basketball history.
- Under Bill Self, Kansas has won 16 regular-season Big 12 championships with just 17 losses at Allen Fieldhouse.
- KU has held opponents to fewer than 100 points in 790 of its last 793 games. The last team to score 100 on Kansas in a 40-minute game was Gonzaga (102-90) on 11.26.2020 with the previous being Oklahoma (100-78) on 2.27.1990.
- Kansas set the NCAA DI record for being ranked in the Associated Press poll at 231 consecutive weeks from Feb. 2, 2009 until Feb. 1, 2021. KU's stretch consisted of 433 games of being ranked.
- KU has won at least 12 league games for 23 of the last 24 seasons.
- Each four-year KU senior class since 1986-87 has won at least 100 games. The current KU four-year players - graduate Michael Jankovich and redshirt-senior Dajuan Harris Jr. - have won 100.
- Kansas is the only team in the Big 12 to have a .500 winning percentage or better series record against every league foe.
- KU is the only Big 12 school to have won a regular-season championship with two different coaches (Roy Williams and Bill Self).
- Kansas is first in the conference in wins with a 373-89 record in Big 12 regular-season games. Texas is next at 278-185. Including the league postseason championship, Kansas is first at 425-101, while Texas is second at 307-207.
- Under Bill Self, Kansas is 164-11 (93.7%) in Big 12 home games: 8-0 in 2004, 7-1 in 2005, 7-1 in 2006, 7-1 in 2007, 8-0 in 2008, 8-0 in 2009, 8-0 in 2010, 7-1 in 2011, 9-0 in 2012, 8-1 in 2013, 9-0 in 2014, 9-0 in 2015, 9-0 in 2016, 8-1 in 2017, 3-2 in 2018, 9-0 in 2019, 8-1 in 2020, 8-1 in 2020-21, 9-0 in 2021-22, 8-1 in 2022-23 and 7-0 in 2023-24.

JAYHAWKS ON NBA ROSTERS (12)

Ochai Agbaji - Toronto Raptors
Udoka Azubuike - Phoenix Suns
Christian Braun - Denver Nuggets
Grady Dick - Toronto Raptors
Joel Embiid - Philadelphia 76ers
Devonte' Graham - San Antonio Spurs
Marcus Morris - San Antonio Spurs
Markieff Morris - Dallas Mavericks
Sviatoslav Mykhailiuk - Boston Celtics
Kelly Oubre, Jr. - Philadelphia 76ers
Andrew Wiggins - Golden State Warriors
Jalen Wilson - Brooklyn Nets

KANSAS NOTABLES, ETC.

All Time Consecutive Seasons in the Final Associated Press Poll

| Rank. Team | No. | Season Started-Season Ended |
|-------------------|-----------|-----------------------------|
| 1. KANSAS | 23 | 2000-01-ACTIVE |
| 2. North Carolina | 19 | 1970-71 to 1988-89 |
| 3. Arizona | 18 | 1987-88 to 2004-05 |
| 4. Kentucky | 15 | 1990-91 to 2004-05 |
| 5. Duke | 13 | 2007-08 to 2019-20 |
| 5. UCLA | 13 | 1966-67 to 1978-79 |

Active Consecutive Seasons in the Final Associated Press Poll

| Rank. Team | No. | Season Started |
|------------------|-----------|----------------|
| 1. KANSAS | 23 | 2000-01 |
| 2. Gonzaga | 7 | 2016-17 |
| 3. Houston | 6 | 2017-18 |
| 4. Baylor | 4 | 2022-23 |
| 5. Texas | 3 | 2020-21 |
| 5. Purdue | 3 | 2020-21 |

Kansas Men's Basketball All-Time Retired Jerseys

- Name (years at Kansas)
- Tus Ackerman (1923-25)
- Cole Aldrich (2008-10)
- Charlie B. Black (1942-43; 46-47)
- Charlie T. Black (1922-24)
- B.H. Born (1952-54)
- Bill Bridges (1959-61)
- Mario Chalmers (2006-08)
- Wilt Chamberlain (1957-58)
- Sherron Collins (2007-10)
- Nick Collison (2000-03)
- Paul Endicott (1921-23)
- Howard Engleman (1939-41)
- Ray Evans (1942-43; 46-47)
- Max Falkenstien (1946-2006)
- Drew Gooden (2000-02)
- Gale Gordon (1925-27)
- Kirk Hinrich (2000-03)

BILL "SKINNY" JOHNSON (1931-33) - RETIRED 1.22.24

- Raef LaFrentz (1995-98)
- Clyde Lovellette (1950-52)
- Danny Manning (1985-88)
- Marcus Morris (2009-11)
- Al Peterson (1925-27)
- Paul Pierce (1996-98)
- Fred Pralle (1936-38)

THOMAS ROBINSON (2010-12) - RETIRED 12.9.23

- David Robisch (1969-71)
- Brandon Rush (2005-08)
- Wayne Simien (2002-05)
- Bud Stallworth (1970-72)
- Darnell Valentine (1978-81)
- Jacque Vaughn (1994-97)
- Walter Wesley (1964-68)
- Jo Jo White (1966-69)

KANSAS VS. TOP-25 TEAMS

No. 25 Oklahoma (2/17) was Kansas' ninth Associated Press (AP) ranked opponent in 2023-24. The Jayhawks are 7-2 against AP ranked teams this season. In the Bill Self era, KU is 127-74 against AP-ranked opponents, including 51-29 versus Top-10 foes. In that span, Self's KU teams have collected seven or more wins against ranked foes in each of the last four and five of the last six seasons.

Kansas' record against top-10 ranked opponents is even more impressive. KU is 23-14 against foes ranked inside the top-10 of the AP poll since 2013-14. Since Bill Self's first season, 2003-04, the Jayhawks are 20-4 against AP top-10 teams inside Allen Fieldhouse, 11-1 versus top-five opponents.

KU VS. ASSOCIATED PRESS TOP-25 TEAMS UNDER BILL SELF

| SEASON | RECORD | VS. TOP-10 |
|--------------|---------------|--------------|
| 2023-24 | 7-2 | 4-1 |
| 2022-23 | 7-7 | 4-2 |
| 2021-22 | 8-4 | 2-1 |
| 2020-21 | 8-7 | 3-3 |
| 2019-20 | 4-3 | 1-2 |
| 2018-19 | 8-4 | 2-1 |
| 2017-18 | 3-4 | 1-1 |
| 2016-17 | 6-3 | 5-1 |
| 2015-16 | 12-4 | 4-1 |
| 2014-15 | 10-6 | 0-1 |
| 2013-14 | 7-4 | 3-0 |
| 2012-13 | 5-2 | 2-1 |
| 2011-12 | 7-5 | 6-4 |
| 2010-11 | 5-1 | 1-1 |
| 2009-10 | 8-1 | 2-0 |
| 2008-09 | 3-3 | 1-2 |
| 2007-08 | 5-2 | 3-0 |
| 2006-07 | 5-2 | 2-2 |
| 2005-06 | 3-3 | 1-2 |
| 2004-05 | 4-2 | 3-1 |
| 2003-04 | 2-5 | 1-2 |
| TOTAL | 127-74 | 51-29 |

DICKINSON ON THE PRESEASON NABC WATCH LIST

Kansas senior Hunter Dickinson was one of 20 players named to the 2024 NABC Division I Player of the Year Watch List, the National Association of Basketball Coaches (NABC) announced Nov. 2. The 2024 NABC Division I Player of the Year - selected by a vote of Division I head coaches - will be announced the week of the 2024 Men's Final Four.

PRESEASON ALL-BIG 12

Kansas men's basketball senior Hunter Dickinson, redshirt-senior Dajuan Harris Jr. and graduate Kevin McCullar Jr. were named to the 2023-24 Preseason All-Big 12 Team as voted on by the league coaches, the conference announced Oct. 12.

Dickinson is the Big 12 Preseason Player of the Year and the Big 12 Newcomer of the Year, becoming the first player in conference history to earn both honors in the same season. Dickinson is joined on the Preseason All-Big 12 First Team by Harris, while McCullar is an honorable mention honoree.

Historically, Dickinson is the 11th Jayhawk to collect the preseason player of the year award and the fifth to earn preseason newcomer. Kansas has had at least one player on the Preseason All-Big 12 First Team in all but two of the 28 seasons the conference has existed, since 1996-97. Dickinson and Harris are the 39th and 40th Jayhawks to be listed on the preseason all-league first team.

CLOSE CALLS

Kansas 64-61 win against Baylor (2/10) marked the ninth five-point or less decision this season with KU winning six of those contests. In 2022-23, Kansas had 11 games decided by five points or less and/or in overtime. KU went 9-2 in those contests. In Kansas' 2021-22 national championship season, KU also played 11 games with the outcome being decided by five points or less or in overtime. KU went 9-2 in those contests.

KANSAS RECORD IN GAMES DECIDED BY 5 OR FEWER POINTS, OR OVERTIME UNDER BILL SELF

| Season | W-L | Pct | Home* | Neut. | Road |
|----------------|---------------|-------------|-------------|--------------|--------------|
| 2003-04 | 2-3 | .400 | 1-1 | 0-2 | 1-0 |
| 2004-05 | 6-5 | .545 | 5-1 | 0-2 | 1-2 |
| 2005-06 | 2-6 | .250 | 1-2 | 1-3 | 0-1 |
| 2006-07 | 7-2 | .778 | 2-1 | 3-0 | 2-1 |
| 2007-08 | 5-2 | .714 | 1-0 | 2-0 | 2-2 |
| 2008-09 | 1-4 | .200 | 1-1 | 0-2 | 0-1 |
| 2009-10 | 5-1 | .833 | 1-0 | 1-1 | 3-0 |
| 2010-11 | 8-0 | 1.000 | 3-0 | 1-0 | 4-0 |
| 2011-12 | 6-1 | .857 | 1-0 | 4-0 | 1-1 |
| 2012-13 | 6-3 | .667 | 1-1 | 0-2 | 5-0 |
| 2013-14 | 4-5 | .444 | 1-1 | 2-2 | 1-2 |
| 2014-15 | 8-5 | .615 | 3-0 | 2-1 | 3-4 |
| 2015-16 | 4-1 | .800 | 2-0 | 1-1 | 1-0 |
| 2016-17 | 9-3 | .750 | 3-1 | 1-2 | 5-0 |
| 2017-18 | 4-2 | .667 | 1-0 | 1-0 | 3-1 |
| 2018-19 | 10-2 | .833 | 5-0 | 2-0 | 3-2 |
| 2019-20 | 5-2 | .714 | 1-0 | 1-1 | 3-1 |
| 2020-21 | 6-2 | .750 | 4-0 | 1-0 | 1-2 |
| 2021-22 | 9-2 | .818 | 5-0 | 1-1 | 3-1 |
| 2022-23 | 9-2 | .818 | 5-0 | 2-1 | 2-1 |
| 2023-24 | 6-3 | .714 | 4-0 | 1-1 | 1-2 |
| TOTALS: | 122-56 | .685 | 51-9 | 27-22 | 45-24 |

(*Includes Allen Fieldhouse and Kansas City designated home contests; source: StatsPass)

WINNING THE BIG 12 IS NO CAKEWALK

If you think KU's success in the Big 12 is due to playing in a non-competitive conference, think again. The stats show that this is anything but the case. Over the last 20 seasons, the Big 12 has proven to be one of the toughest leagues in the NCAA, making KU's run of 16 league titles since 2004 even more impressive.

Beginning in the 2003-04 season, the Big 12 has ranked as the nation's No. 1 conference in the RPI/NET rankings six times and in the top-three on 11 occasions. The Big 12 was the only league that ended the 2020-21 season with seven teams and 70 percent of its membership in the top 36 of the NCAA NET ratings.

The stoutness of the league is also highlighted by KU's strength of schedule during this stretch, which has been among the toughest every season. The Jayhawks have posted a top-10 strength of schedule 13 times in Bill Self's 20 years at KU, which includes the nation's strongest schedule six times - 2004-05, 2013-14, 2014-15, 2018-19 and last season in 2022-23.

BIG 12 & KU RPI/NET RANKINGS (AS OF 2/25/24)

| SEASON | KU RPI/NET | KU NET SOS | BIG 12 RPI/NET* |
|---------|------------|------------|-----------------|
| 2023-24 | 14 | 6 | 1 |
| 2022-23 | 9 | 1 | 1 |
| 2021-22 | 3 | 3 | 1 |
| 2020-21 | 17 | 13 | 4 |
| 2019-20 | 2 | 1 | 2 |
| 2018-19 | 17 | 1 | 1 |
| 2017-18 | 3 | 2 | 1 |
| 2016-17 | 4 | 19 | 2 |
| 2015-16 | 1 | 2 | 1 |
| 2014-15 | 5 | 1 | 1 |
| 2013-14 | 4 | 1 | 1 |
| 2012-13 | 5 | 17 | 5 |
| 2011-12 | 5 | 8 | 4 |
| 2010-11 | 1 | 10 | 3 |
| 2009-10 | 1 | 6 | 1 |
| 2008-09 | 11 | 13 | 3 |
| 2007-08 | 4 | 12 | 3 |
| 2006-07 | 10 | 44 | 7 |
| 2005-06 | 32 | 60 | 5 |
| 2004-05 | 3 | 1 | 3 |
| 2003-04 | 12 | 6 | 4 |

*average NET of every conference team compared to other leagues

MORE KANSAS NOTABLES

- Senior Hunter Dickinson had 27 points and a career-high 21 rebounds against No. 14 Kentucky on Nov. 14. The feat marked the 28th time in KU history a player has recorded at least 25 points and 20 rebounds in a game. The last to do it was Thomas Robinson who had 30 points and 21 rebounds against North Dakota (12/31/2011). The only other player to accomplish the feat in the Bill Self era was Wayne Simien who had 25 points and 20 rebounds against Kansas State on his Senior Night (3/2/2005).
- On Nov. 7, Naismith Hall of Fame member Bill Self signed an amended contract with the University of Kansas. Self and KU Director of Athletics Travis Goff signed the reworked agreement — effectively a five-year extension worth \$44.5 million, including a \$1 million signing bonus.
- At 14-0, Kansas has won 10 or more home games for 38 of the last 39 seasons, beginning in 1983-84. KU has won 12 or more in Allen Fieldhouse for 24 of the last 25 seasons beginning in 1999-2000.
- KU won its mind-boggling 51st-straight home opener with a 99-56 win against North Carolina Central on Nov. 6. The streak began in 1973-74 under head coach Ted Owens. KU coaches Larry Brown (5-0) and Roy Williams (15-0) never lost a home opener. KU is 21-0 in home openers in the Bill Self era.
- Kansas has won 31 of its last 32 conference openers (beginning in 1991-92 under head coach Roy Williams and including 2022-23) and 30 of its last 40 Senior Nights (beginning in 1983-84 under coach Larry Brown).
- On Nov. 9, 2022, former KU guard Jacque Vaughn was named head coach of the Brooklyn Nets. He became the fourth KU graduate to coach at the highest level - John McLendon (ABA, 1969-70 at Denver); Wilt Chamberlain (ABA, 1973-74 at San Diego); Kevin Pritchard (NBA, 2005 at Portland, 27 games); Jacque Vaughn (NBA, 2012-15 at Orlando, 2022-24 at Brooklyn).
- Kansas head coach Bill Self is on the cusp of becoming the winningest coach in KU history. In his 21st season at Kansas, Self has amassed 586 wins which is five behind Dr. F.C. "Phog" Allen's 590 set in a 39-year span (1907-09; 1919-56).

RECORDS OF KANSAS COACHES

| NAME (SEASONS) | W | L | PCT. |
|---------------------|-------|-----|-------|
| James Naismith (9) | 55 | 60 | .478 |
| W. O. Hamilton (10) | 125 | 59 | .679 |
| *Karl Schlademan | 1 | 0 | 1.000 |
| **Howard Engleman | 8 | 6 | .571 |
| Dr. F.C. Allen (39) | 590 | 219 | .729 |
| Dick Harp (8) | 121 | 82 | .596 |
| Ted Owens (19) | 348 | 182 | .657 |
| Larry Brown (5) | 135 | 44 | .754 |
| Roy Williams (15) | 418 | 101 | .805 |
| Bill Self (21) | 586 | 137 | .809 |
| Totals (126) | 2,391 | 891 | .728 |

*Schlademan coached first game of 1920 season before Dr. Allen took over. **Engleman finished 1947 season as head coach after Dr. Allen was ordered to take a rest following the 13th game.

BRAUN WINS NBA TITLE

Former Kansas guard Chirstian Braun became the 15th Jayhawk to win an NBA title, when the Denver Nuggets defeated the Miami Heat last June. Braun played three seasons at Kansas from 2019-20 to 2021-22. In 2020, the Burlington, Kansas, native was named to the Big 12 All-Freshman Team and he was a 2021 all-conference honorable mention selection the following season. In Kansas' 2022 NCAA National Championship season, Braun averaged 14.1 points and 6.5 rebounds per game. The two-time Academic All-Big 12 First Team selection was an all-league second-team selection, and was on the all-tournament teams for the Big 12 Championship and the NCAA Tournament Midwest Regional. In his three seasons at KU, Braun played in 101 games with 74 starts and had 1,018 points, 506 rebounds, 183 assists and 97 steals.

Braun is the fifth player in NBA history to win an NCAA title and an NBA title in back-to-back seasons. He joins Bill Russell (1956 San Francisco; 1957 Boston Celtics), Henry Bibby (1972 UCLA; 1973 New York Knicks), Magic Johnson (1979 Michigan State, 1980 L.A. Lakers) and Billy Thompson (1986 Louisville; 1987 L.A. Lakers).

With the addition of Braun, there have been 15 Jayhawks who have won 20 NBA titles during their professional careers. Braun becomes the seventh Jayhawk under head coach Bill Self to win an NBA title. He joins Wayne Simien (2006), Mario Chalmers (2012, 2013), Brandon Rush (2015), Sasha Kaun (2016), Markieff Morris (2020) and Andrew Wiggins (2022).

Braun is the fifth Kansas player to have won both an NCAA and NBA title and the fourth under Self. He joins Clyde Lovellette (1952 NCAA title), Chalmers, Rush and Kaun, who were members of the 2008 NCAA National Championship team.

KANSAS HOSTED MCLENDON CLASSIC NOV. 5-6

Kansas Athletics hosted the inaugural McLendon Classic over the weekend of Nov. 5-6 on the campus of the University of Kansas. On Nov. 5 KU hosted the McLendon Classic Community Event at the Lied Center. The two-day recognition concluded when Kansas basketball hosts North Carolina Central on Nov. 6. in Allen Fieldhouse.

The McLendon Classic Community Event featured a screening of Fast Break: The Legendary John McLendon. Following, there was a round table discussion featuring KU professor and Emmy Award winning director Kevin Willmott, KU director of equity and success initiatives Melissa Peterson, North Carolina Central head coach LeVelle Moton and KU head coach Bill Self.

The Nov. 6 basketball game honored McLendon during the contest. Both teams' coaching staffs wore patches and special pregame shooting shirts. There were recognitions throughout the contest honoring McLendon as well as moments to highlight current affinity groups at KU that are continuing McLendon's legacy of inclusion, pro activity and perseverance.

KANSAS SIGNS THREE IN NOVEMBER

Flory Bidunga (G, Democratic Republic of the Congo, Kokomo [Ind.] HS), Rakease Passmore (G, Palatka, Fla., A.C. Reynolds [N.C.] HS, Combine (N.C.) Academy) and Labaron Philon (G, Mobile, Ala., Baker HS, Link [Mo.] Academy) have signed National Letters of Intent to play basketball at Kansas, KU head coach Bill Self announced Nov. 8-9. The three will be freshmen at KU for the 2024-25 season. The Kansas class ranks fourth nationally according to 247sports.com.

FLORY BIDUNGA – FR., F, 6-9, 220, DEMOCRATIC REPUBLIC OF THE CONGO, KOKOMO (IND.) HS

- Kansas' 51st McDonald's All-American who will play in the McDonald's All-American Game on April 2 in Houston.
- Was named to the Naismith Trophy Boy's High School Player of the Year Midseason Team on Jan. 18.
- Is a five-star big man from the Democratic Republic of the Congo who attends Kokomo High School in Kokomo, Indiana.
- Has been described as a freak athlete who can rebound, block shots and plays above the rim.
- Was the 2022-23 Gatorade Player of the Year in Indiana where he averaged 20.2 points, 13.8 rebounds and 4.5 blocked shots last season. Additionally, he shot 81 percent from the field and led Kokomo to a 24-5 record and his team advanced to the Indiana 4A state title game.
- As a sophomore, averaged 17.5 points, 13.3 rebounds and 5.3 blocked shots per game, shooting 79 percent from the field.
- In 56 high school games, Bidunga has 1,059 career points, 759 career rebounds and 274 career blocked shots.
- Is nationally ranked No. 6 by ESPN.com and Rivals.com and No. 8 by 247Sports.com.

2023-24 PRESEASON BIG 12 COACHES POLL

Place. Team (first-place votes) - points

1. KANSAS (12) - 168
2. Houston (2) - 153
3. Texas - 143
4. Baylor - 137
5. TCU - 113
6. Kansas State - 106
7. Iowa State - 95
8. Texas Tech - 80
9. West Virginia - 70
10. Oklahoma State - 57
11. Cincinnati - 55
12. Oklahoma - 54
13. BYU - 29
14. UCF - 14

Kansas Triple-Doubles

Kevin McCullar Jr. vs. Chaminade (11-20-2023)
22 POINTS, 11 REBOUNDS, 10 ASSISTS (Maui Invitational, Honolulu)

Kevin McCullar Jr. vs. Kentucky (11-14-2023)
12 POINTS, 10 REBOUNDS, 10 ASSISTS (Champions Classic, Chicago)

Jeff Withey vs. San Jose State (11-26-2012)
16 POINTS, 12 REBOUNDS, 12 BLOCKED SHOTS (at Allen Fieldhouse)

Cole Aldrich vs. Dayton (3-22-2009)
13 POINTS, 20 REBOUNDS, 10 BLOCKS (NCAA Tournament, Minneapolis, Minn.)

Wilt Chamberlain vs. Colorado (3-9-1957)
40 POINTS, 13 REBOUNDS, 12 BLOCKS (at Allen Fieldhouse)

Wilt Chamberlain vs. Marquette (12-8-1956)
39 POINTS, 22 REBOUNDS, 14 BLOCKS (at Allen Fieldhouse)

B.H. Born vs. Indiana (3-18-1953)
26 POINTS, 15 REBOUNDS, 13 BLOCKED SHOTS
(NCAA Tournament championship game, Kansas City, Mo.)

NBA Champion Jayhawks (*Finals Most Valuable Player)
Clyde Lovellette (1950-52 at KU)
1954 - Minneapolis Lakers; 1963, 1964 - Boston Celtics

Maurice King (1955-57 at KU)
1960 - Boston Celtics

Wilt Chamberlain (1957-58 at KU)
1967 - Philadelphia 76ers; *1972 - L.A. Lakers

Jo Jo White (1966-69 at KU)
1974, *1976 - Boston Celtics

Bill Bridges (1959-61 at KU)
1975 - Golden State Warriors

Wayne Simien (2002-05 at KU)
2006 - Miami Heat

Jacque Vaughn (1994-97 at KU)
2007 - San Antonio Spurs

Paul Pierce (1996-98 at KU)
*2008 - Boston Celtics

Scot Pollard (1994-97 at KU)
2008 - Boston Celtics

Mario Chalmers (2006-08 at KU)
2012, 2013 - Miami Heat

Brandon Rush (2006-08 at KU)
2015 - Golden State Warriors

Sasha Kaun (2005-08 at KU)
2016 - Cleveland Cavaliers

Markieff Morris (2009-11 at KU)
2020 - Los Angeles Lakers

Andrew Wiggins (2014 at KU)
2022 - Golden State Warriors

Christian Braun (2020-22 at KU)
2023 - Denver Nuggets

MEDIA INFORMATION

Hawk Talk Radio Show

Hawk Talk, Bill Self's radio show, airs weekly during the season from 6-7 p.m. Central on most Jayhawk Radio Network stations. Originating from Johnny's in west Lawrence, the remaining dates for Hawk Talk are Feb. 26; March 6, 11. There will also be a post-season show.

Pre-Game Press Conferences

Kansas men's basketball will preview upcoming opponents with press conferences throughout the 2023-24 season. The remaining schedule is: Feb. 26, 29; March 4, 7, 11, 17.

JAYHAWK RADIO NETWORK AFFILIATES

| | |
|----------------|---------------|
| Abilene/Salina | KDJM-101.7 FM |
| Coffeyville | KGGF-104.1 FM |
| Concordia | KNCK-94.9 FM |
| Dodge City | KGNO-1370 AM |
| Emporia | KVOE-1400 AM |
| Fort Scott | KMDO-1400 AM |
| Fort Scott | KOMB-103.9 FM |
| Garden City | KBUF-1030 AM |
| Glen Elder | KZDY-96.3 FM |
| Goodland/Colby | KWGB-97.9 FM |
| Great Bend | KBGL-106.9 FM |
| Hays | KAYS-1400 AM |
| Hutchinson | KSKU-94.7 FM |
| Iola | KIOL-1370 AM |
| Kansas City | KCTE-1510 AM |
| Kansas City | KCTE-99.3 FM |
| Kansas City | WHB-810 AM |
| Lawrence | KLWN-1320 AM |
| Lawrence | KLZR-105.9 FM |
| Liberal | KSCB-1270 AM |
| Marysville | KNDY-95.5 FM |
| Parsons | KLKC-1540 AM |
| Parsons | KLKC-93.5 FM |
| Phillipsburg | KKAN-1490 AM |
| Phillipsburg | KQMA-92.5 FM |
| Russell | KRSL-95.9 FM |
| Topeka | KMAJ-1440 AM |
| Topeka | KWIC 99.3 FM |
| Wellington | KLEY-100.3 FM |
| Wichita | KKGQ-92.3 FM |

-- affiliates subject to change, check your local listings

10+ WINNING STREAKS UNDER BILL SELF (2003-04)

| GAMES | BEGAN | ENDED | TEAM TO END STREAK (SCORE) |
|-------|----------|----------|----------------------------|
| 20 | 11/09/07 | 1/26/08 | at Kansas State (75-84) |
| 18 | 11/15/16 | 1/25/17 | at West Virginia (69-85) |
| 18 | 11/15/12 | 2/2/13 | Oklahoma State (80-85) |
| 18 | 11/12/10 | 1/22/11 | vs. Texas (63-74) |
| 17 | 3/2/22 | 11/25/22 | vs. Tennessee (50-64) |
| 17 | 1/30/16 | 3/26/16 | vs. Villanova (59-64) |
| 16 | 1/14/20 | 3/7/20 | vs. Gonzaga (90-102) |
| 16 | 2/27/08 | 11/25/08 | vs. Syracuse (81-89 ot) |
| 14 | 11/13/09 | 1/10/10 | at Tennessee (68-76) |
| 14 | 2/7/07 | 3/24/07 | vs. UCLA (55-68) |
| 14 | 11/19/04 | 1/19/05 | at Villanova (62-83) |
| 13 | 11/23/15 | 1/12/16 | at West Virginia (63-74) |
| 13 | 1/13/10 | 2/27/10 | at Oklahoma State (77-85) |
| 11 | 2/19/11 | 3/27/11 | vs. VCU (61-71) |
| 10 | 11/28/22 | 1/17/23 | at Kansas State (82-83 ot) |
| 10 | 11/6/18 | 12/22/18 | at Arizona State (76-80) |
| 10 | 12/22/11 | 1/28/12 | at Iowa State (64-72) |
| 10 | 1/21/06 | 2/25/06 | at Texas (55-80) |

RAKEASE PASSMORE – FR., G, 6-5, 185, PALATKA, FLA., A.C. REYNOLDS (N.C.) HS, COMBINE (N.C.) ACADEMY

- A four-star guard from Palatka, Florida who is entering his second season at Combine Academy in Lincoln, North Carolina.
- Described as an explosive athlete who can get downhill, has the ability to catch-and-shoot threes and is a threat to create offense in transition at all times.
- In 2022-23 as a junior, averaged 13.9 points, 4.6 rebounds and 2.7 assists per game while at Combine Academy.
- Played at A.C. Reynolds High School in Asheville, North Carolina before transferring to Combine. As a sophomore at A.C. Reynolds, averaged 19.0 points, 6.9 rebounds and 2.9 assists per game in 2021-22.
- Averaged 15.1 points and 5.9 rebounds his while playing varsity his freshman year at A.C. Reynolds.
- Is ranked No. 48 in the recruiting class of 2024 by 247sports.com, No. 49 by Rivals.com and No. 52 by ESPN.com.
- AAU teammate with fellow Kansas signee Labaron Philon on Team Thad.

LABARON PHILON – FR., G, 6-4, 177, MOBILE, ALA., BAKER HS, LINK (MO.) ACADEMY

- Naismith Trophy Boy's High School Player of the Year Preseason Watch List A four-star guard who is currently playing at Link Academy in Branson, Missouri.
- Has good size and has the ability to score the basketball in a number of ways as well as makes plays for his teammates. Additionally, has been described as an elite ballhandler with good length and competes like no other on both ends of the floor.
- Prior to Link Academy, Philon played at Baker High School in Mobile, Alabama where he averaged 35.0 points, 6.2 rebounds, 3.9 assists and 2.6 steals per game in 2022-23. He hit 52 percent of his shots, including 34 percent from three-point range and 82 percent of his free throws.
- Scored 2,334 career points in three seasons at Baker High School.
- Is ranked No. 27 in the recruiting class of 2024 by 247Sports.com and No. 35 by ESPN.com.

FLORY BIDUNGA NAMED MCDONALD'S ALL-AMERICAN

Kansas men's basketball signee Flory Bidunga (floor-ee bee-DUNE-guh) was named a 2024 McDonald's All-American Jan. 23 and will participate in the McDonald's All-American game on April 2 at the Toyota Center in Houston.

Only 24 players among the more than 700 nominated were selected as 2024 McDonald's All-Americans. Bidunga gives Kansas 51 total signees who have earned the honor, starting with Darnell Valentine in 1977. Current Jayhawk Elmarko Jackson was named a McDonald's All-American last season.

Kansas McDonald's All-Americans (began in 1977)

Darnell Valentine (1977), Greg Dreiling (1981), Danny Manning (1984), Rick Calloway (1985), Tony Guy (1985), Mark Randall (1986), Mike Maddox (1987), Darrin Hancock (1990), Ben Davis (1991), Calvin Rayford (1991), Jacque Vaughn (1993), Raef LaFrentz (1994), Paul Pierce (1995), Ryan Robertson (1995), Lester Earl (1996), Eric Chenowith (1997), Kenny Gregory (1997), Jeff

Boschee (1998), Nick Collison (1999), Aaron Miles (2001), Wayne Simien (2001), J.R. Giddens (2003), David Padgett (2003), Mario Chalmers (2005), Micah Downs (2005), Julian Wright (2005), Darrell Arthur (2006), Sherron Collins (2006), Cole Aldrich (2007), Xavier Henry (2009), Josh Selby (2010), Perry Ellis (2012), Wayne Selden, Jr. (2013), Andrew Wiggins (2013), Cliff Alexander (2014), Kelly Oubre Jr. (2014), Carlton Bragg Jr. (2015), Cheick Diallo (2015), Malik Newman (2015), Udoka Azubuike (2016), Josh Jackson (2016), Billy Preston (2017), Devon Dotson (2018), Quentin Grimes (2018), David McCormack (2018), Bryce Thompson (2020), Grady Dick (2022), Ernest Udeh Jr. (2022), M.J. Rice (2022), Elmarko Jackson (2023), Flory Bidunga (2024)

BIG 12 INTRODUCES MUHAMMAD ALI-INSPIRED SHOOTING SHIRTS TO DEBUT CONFERENCE'S CELEBRATION OF BLACK HISTORY MONTH

To celebrate the start of Black History Month, the Big 12 Conference is partnering with Muhammad Ali Enterprises to introduce an Ali-inspired shooting shirt. Each Big 12 men's and women's basketball team will wear the shirt during warmups. The KU men's team wore the shirt at the at Kansas State on Feb. 5.

TRAILBLAZER SERIES

February is Black History Month and Kansas' home game against Baylor on Feb. 10 will be its men's basketball Marian E. Washington Trailblazer Series contest honoring KU legend Isaac "Bud" Stallworth.

The Marian E. Washington Trailblazer series was created in February 2020 to highlight influential African-American Jayhawks in multiple sports throughout each Black History Month. Previous men's basketball honorees for the Marian E. Washington Trailblazer series have been Maurice King (2022), LaVannes Squires (2021) and John McLendon (2020).

A native of Hartselle, Alabama, Stallworth played basketball for the Jayhawks from 1970-72 for head coach Ted Owens. Stallworth is one of only three players in school history to earn All-American honors on the floor and in the classroom. He averaged more than 12 points each of his three seasons at KU, including an astonishing 25.3 points during his senior campaign. His 50 points against Missouri in 1972 ranks second on the KU single-game scoring list. Stallworth was a two-time all-league selection and was the seventh overall pick in the 1972 NBA Draft by the Seattle Super Sonics. He played five seasons in the NBA. Stallworth's Kansas jersey was officially retired on Jan. 31, 2005.

Stallworth's parents both worked in education, his father was a principal and administrator and his mother a teacher. He attended Morgan County Training School, a segregated, all-black K-12 school in his hometown. Growing up during the end of the segregation era, Stallworth had to overcome many obstacles on the path to success.

An outstanding trumpet player as a youth, Stallworth first came to Lawrence, Kansas, when he attended the Midwestern Music and Art Camp. While at the camp, he played in a pick-up basketball game with the likes of KU legend Jo Jo White and was noticed by Jayhawk head coach Ted Owens. Owens offered Stallworth a scholarship on the spot and the rest is history.

UP NEXT



AT #15 BAYLOR

Saturday, March 2, 2024
Foster Pavilion
Waco, Texas * 12 p.m. CT
Noon

Kansas hits the road to take on No. 15 Baylor on Saturday, March 2. Tip from Foster Pavilion will be at noon CT and the game will be televised on ABC.

Kansas leads the overall series with Baylor 36-9, including a 14-6 record on Waco, Texas. BU has won the last three matchups with Kansas in Waco. This will be the first meeting in Foster Pavilion. Kansas has won two straight in the series, including a 64-61 win on Feb. 10 in Allen Fieldhouse earlier this season.



BILL SELF

HEAD COACH

Oklahoma State '85
 21st Season at Kansas
 31st Season Overall
Family: Cindy (wife), Lauren (daughter),
 Tyler (son), Ella, Phoebe and Jack (grandchildren)

CAREER RECORD // YEAR-BY-YEAR

| YEAR | OVERALL W-L / % | CONF. W-L / % | NOTE |
|-------------------------------|---------------------|--------------------|---|
| ORAL ROBERTS (1993-97) | | | |
| 1993-94 | 6-21 .222 | - - | None |
| 1994-95 | 10-17 .370 | - - | None |
| 1995-96 | 18-9 .667 | - - | None |
| 1996-97 | 21-7 .750 | - - | NIT |
| TULSA (1997-2000) | | | |
| 1997-98 | 19-12 .613 | 9-5 .643 | 3rd WAC |
| 1998-99 | 23-10 .697 | 9-5 .643 | t-1st WAC / NCAA Rnd of 32 |
| 1999-00 | 32-5 .865 | 12-2 .857 | 1st WAC / NCAA Elite Eight |
| ILLINOIS (2000-03) | | | |
| 2000-01 | 27-8 .771 | 13-3 .813 | t-1st Big Ten / NCAA Elite Eight |
| 2001-02 | 26-9 .743 | 11-5 .688 | t-1st Big Ten / NCAA Sweet 16 |
| 2002-03 | 25-7 .781 | 11-5 .688 | * 2nd Big Ten / NCAA Rnd of 32 |
| KANSAS (2003-present) | | | |
| 2003-04 | 24-9 .727 | 12-4 .750 | 2nd Big 12 / NCAA Elite Eight |
| 2004-05 | 23-7 .767 | 12-4 .750 | t-1st Big 12 / NCAA Rnd of 64 |
| 2005-06 | 25-8 .758 | 13-3 .813 | * t-1st Big 12 / NCAA Rnd of 64 |
| 2006-07 | 33-5 .868 | 14-2 .875 | * 1st Big 12 / NCAA Elite Eight |
| 2007-08 | 37-3 .925 | 13-3 .813 | * t-1st Big 12 / NCAA Champions |
| 2008-09 | 27-8 .771 | 14-2 .875 | 1st Big 12 / NCAA Sweet 16 |
| 2009-10 | 33-3 .917 | 15-1 .938 | * 1st Big 12 / NCAA Rnd of 32 |
| 2010-11 | 35-3 .921 | 14-2 .875 | * 1st Big 12 / NCAA Elite Eight |
| 2011-12 | 32-7 .821 | 16-2 .889 | 1st Big 12 / NCAA Runner-Up |
| 2012-13 | 31-6 .838 | 14-4 .778 | * t-1st Big 12 / NCAA Sweet 16 |
| 2013-14 | 25-10 .714 | 14-4 .778 | 1st Big 12 / NCAA Rnd of 32 |
| 2014-15 | 27-9 .750 | 13-5 .722 | 1st Big 12 / NCAA Rnd of 32 |
| 2015-16 | 33-5 .868 | 15-3 .833 | * 1st Big 12 / NCAA Elite Eight |
| 2016-17 | 31-5 .861 | 16-2 .889 | 1st Big 12 / NCAA Elite Eight |
| 2017-18 | 16-8 .667 | 6-5 .545 | |
| 2018-19 | 26-10 .722 | 12-6 .667 | 3rd Big 12 / NCAA Rnd of 32 |
| 2019-20 | 28-3 .903 | 17-1 .944 | 1st in Big 12 |
| 2020-21 | 21-9 .700 | 12-6 .667 | 2nd in Big 12 / NCAA Rnd 32 |
| 2021-22 | 34-6 .850 | 14-4 .778 | * t-1st Big 12 / NCAA Champions |
| 2022-23 | 24-8 .750 | 13-5 .722 | t-1st in Big 12 / NCAA Rnd 32 |
| 2023-24 | 21-6 .778 | 9-5 .643 | |
| TOTAL | 793-243 .766 | 343-98 .779 | 29 league titles (20 reg. season, 9 tourney) |
| KANSAS | 586-138 .810 | 278-73 .793 | 24 Big 12 titles (16 reg. season, 8 tourney) |
| ILLINOIS | 78-24 .765 | 35-13 .729 | Three Big Ten titles (2 reg. season, 1 tourney) |
| TULSA | 74-27 .733 | 30-12 .714 | Two WAC titles / 4-2 NCAA tourney record |
| ORU | 55-54 .505 | - - | |

* - won conference tournament; Note - ORU was independent during Self's tenure, so all games played at ORU were nonconference.

KANSAS RECORD // HOME-ROAD-NEUTRAL

| | W | L | % |
|--------------------------------|------------|------------|-------------|
| HOME (AFH) AT KU | 313 | 17 | .948 |
| HOME (T-Mobile Center) AT KU * | 11 | 3 | .786 |
| ROAD AT KU | 137 | 75 | .654 |
| NEUTRAL AT KU | 125 | 43 | .744 |
| TOTAL | 586 | 138 | .810 |

* Since 2007-08, regular-season games played at T-Mobile Center on the KU season-ticket package are considered home games.

| | |
|--------------------------------------|---------------|
| In Conference Tournament (at Kansas) | 44-14 (35-9) |
| In NCAA Tournament (at Kansas) | 52-22 (42-17) |
| In Postseason Play (at Kansas) | 96-36 (77-26) |
| In Overtime (at Kansas) | 31-15 (26-11) |



TROPHY CASE

- **NCAA Championship titles** (2008, 2022)
- **NCAA Final Four** (2008, 2012, 2022)
- **20 Regular Season Conference Titles:** 2 at Tulsa (1999, 2000); 2 at Illinois (2001, 2002); 16 at Kansas (2005, 2006, 2007, 2008, 2009, 2010, 2011, 2012, 2013, 2014, 2015, 2016, 2017, 2020, 2022, 2023)
- **9 Conference Tournament Titles:** 1 at Illinois (2003); 8 at Kansas (2006, 2007, 2008, 2010, 2011, 2013, 2016, 2022)

CAREER HONORS

- **Naismith Memorial Basketball Hall of Fame** - Class of 2017 inductee
- **National Coach of the Year** - 2000 (*Sporting News*; Wooden), 2009 (Yahoo! Sports; *Sporting News*; Athlon Sports; CBSSports.com; USBWA; AP; CBS/Chevrolet; ESPN.com), 2012 (*Sporting News*; Adolph Rupp; Naismith), 2016 (AP, Bleacher Report, *USA Today*)
- **Conference Coach of the Year** - 2000 (WAC), 2006 (Big 12), 2009 (Big 12), 2011 (Big 12), 2012 (co-Big 12), 2015 (Big 12 by AP), 2016 (Big 12 by AP), 2017 (Big 12), 2018 (co-Big 12 and AP)
- **Wooden Award "Legends of Coaching"** - 2013
- **Oklahoma Sports Hall of Fame** - 2013 induction
- **Wayman Tisdale Humanitarian Award** (USBWA) - 2014
- **Mannie Jackson - Basketball's Human Spirit Award** (Naismith Hall of Fame) - 2015
- **Winged Foot Award** (for national champion coach) - 2008
- **Naismith Coach of the Year Finalist** (Atlanta Tipoff Club) - 2000, 2001, 2002, 2003, 2009, 2012, 2017

NOTES

- Bill Self was named the eighth coach in Kansas basketball history on April 21, 2003.
- In September 2017, Self was inducted into the Naismith Memorial Basketball Hall of Fame in Springfield, Massachusetts.
- Self won his 700th career game on Feb. 8, 2020, with KU's 60-46 win at TCU. He became the 31st coach in NCAA Division I to accomplish the feat, the second youngest and the sixth fastest.
- While at Kansas, Self has won two national championships (2008, 2022), 16 regular-season Big 12 Conference titles, including a KU- and NCAA-record-tying 13-straight titles from 2005-17, and eight league tournament titles.
- At Kansas, Self has won 16 regular-season league titles with just 17 losses in Allen Fieldhouse. With KU's win versus Siena (11/18/16), Self became the winningest coach in Allen Fieldhouse, posting his 207th victory in the venue.
- In his first trip to the Final Four in 2008, Self's Kansas team won the title. Self is one of two active coaches in NCAA Division I to have won multiple national titles (Rick Pitino) and one of 16 all-time with multiple titles.
- While at Kansas, he has coached 13 NBA Lottery selections including Andrew Wiggins and Joel Embiid, the No. 1 and No. 3 overall selections in the 2014 NBA Draft. Wiggins was the second-ever Jayhawk to go No. 1 with the other being Danny Manning in 1988.
- Self has guided his teams to 23-win seasons in 23 of the last 25 seasons dating back to 1998-99.
- Self's teams have won 20 regular-season league crowns in the last 25 years. His teams have never finished lower than third in the conference.
- Self's 10 career 30-win seasons are tied for third most in NCAA history - Mike Krzyzewski (16), Roy Williams (12), John Calipari (10); and is tied for No. 1 on the active coaches' list. Nine of his 10 30-win seasons have been at Kansas.
- Self was the head coach for Team USA's U18 team that competed and won gold at the 2018 FIBA Americas Championship held in St. Catharines, Canada, in the summer of 2018.
- Self is one of five coaches in NCAA Division I history to have led three different teams - Tulsa, Illinois and Kansas - to the NCAA Elite Eight, including eight times with KU (2004-07-08-11-12-16-17-22). The other coaches are: Gene Bartow, John Calipari, Rick Pitino and Eddie Sutton.
- A 1985 graduate of Oklahoma State, Self began his coaching career as a graduate assistant at Kansas in 1985-86 under head coach Larry Brown. He then returned to his alma mater as an assistant for seven seasons under coaches Leonard Hamilton and Eddie Sutton. His first head coaching job was at Oral Roberts in 1993-94, then Tulsa (1997-98), Illinois (2000-03) and Kansas (2003-present).

HUNTER DICKINSON

Senior • Center • 7-2 • 260 • Alexandria, Va. • DeMatha Catholic HS • Twitter: @H_Dickinson24 • IG: @hunter.dickinson1



- On most every midseason All-America team
- A fourth-year transfer from Michigan
- On most every preseason All-America and national player of the year honors.
- Big 12 Preseason Player of the Year, Big 12 Preseason Newcomer of the Year and Preseason All-Big 12 First Team
- Earned many national and conference honors while at Michigan, including Consensus All-America Second Team in 2021
- A three-time All-Big Ten selection, including first team honors in 2022 and 2023
- Averaged 17.2 points and 8.4 rebounds for his career and led Michigan in points and rebounds each of the last three seasons
- For his career, entered 2023-24 with 1,617 points, 787 rebounds and 149 blocked shots.

CAREER HONORS

Naismith Trophy Midseason Team (1 of 30); Big 12 Player of the Week (2.5.24); Wooden Award Late Season Top 20; Big 12 Player of the Week (1.8.24); Big 12 Newcomer of the Week (1.8.24); Maui Invitational All-Tournament Team; Oscar Robertson National Player of the Week (11.19.23; 1 of 5); Big 12 Player of the Week (11.20.23); Big 12 Newcomer of the Week (11.20.23); Big 12 Newcomer of the Week (11.13.23); Preseason Sporting News All-America Second Team; Naismith Trophy Men's preseason watch list (1 of 50); NABC Player of the Year Preseason Watch List (1 of 20); Kareem Abdul-Jabbar Award Watch List; Associated Press Preseason All-America; Big 12 Preseason Player of the Year; Preseason Big 12 Newcomer of the Year; Preseason All-Big 12; Preseason NABC Division I Player of the Year (1 of 20); USBWA All-District V Team [2023]; NABC All-District 7 First Team [2023]; All-Big Ten First Team [2023]; Academic All-Big Ten [2023]; USBWA All-District V Team [2022]; NABC All-District 7 Second Team [2022]; All-Big Ten First Team [2022]; CoSIDA Academic All-District [2022]; Academic All-Big Ten [2022]; Wooden All-American [2021]; Consensus All-America Second Team [2021]; NCAA Tournament All-East Region Team [2021]; USBWA All-District V Team [2021]; NABC All-District 7 Second Team [2021]; Big Ten Newcomer of the Year [AP, 2021]; Big Ten All-Freshman Team [2021]; Big Ten Freshman of the Year [2021]; All-Big Ten Second Team [2021]; 3x Big Ten Player of the Week; 7x Big Ten Freshman of the Week [2020-21].

MISCELLANEOUS

| | FR | SO | JR | SR | CAREER |
|---------------------|----|----|----|----|--------|
| Double-Doubles | 6 | 11 | 14 | 14 | 45 |
| 10+ Points | 23 | 29 | 31 | 25 | 108 |
| 20+ Points | 5 | 15 | 14 | 13 | 47 |
| 30+ Points | - | 1 | 2 | 2 | 5 |
| 10+ Rebounds | 6 | 12 | 15 | 15 | 48 |
| 20+ Rebounds | - | - | - | 2 | 2 |
| 3+ Assists | 2 | 13 | 7 | 8 | 30 |
| 2+ 3PT Field Goals | - | 5 | 5 | 4 | 14 |
| 2+ Steals | 1 | 4 | 3 | 6 | 14 |
| 2+ Blocks | 10 | 14 | 17 | 7 | 48 |
| Led Team in Pts. | - | - | - | 16 | 16 |
| Led Team in Rebs. | - | - | - | 23 | 23 |
| Led Team in Assists | - | - | - | 2 | 2 |
| Led Team in Blocks | - | - | - | 14 | 14 |
| Led Team in Steals | - | - | - | 3 | 3 |

DICKINSON CAREER HIGHS

| | | |
|---------------------|----|---------------------------------------|
| Points | 33 | vs. Michigan State (3.1.22) |
| Field Goals | 15 | vs. Chaminade (11.20.23) |
| Field Goal Att. | 22 | vs. Kentucky (12.4.22) |
| 3PT Field Goals | 4 | vs. Purdue (2.10.22) |
| 3PT Field Goal Att. | 7 | vs. Purdue (1.26.23) |
| Free Throws | 10 | vs. Kentucky (11.14.23) |
| Free Throw Att. | 11 | vs. Kentucky (11.14.23) |
| Rebounds | 21 | vs. Kentucky (11.14.23) |
| Assists | 7 | vs. Iowa (2.17.22) |
| Blocks | 5 | 4x, last vs. Oklahoma (1.13.24) |
| Steals | 3 | 4x, last vs. Wichita State (12.30.23) |
| Minutes | 46 | vs. Illinois (3.2.23) |

2023-24 GAME-BY-GAME

| OPPONENT (Date) | MP | FG-A | PCT | 3PT-A | PCT | FT-A | PCT | O-D-T | PF | A | TO | BLK | ST | TP |
|--------------------------------|-------|-------|------|-------|-------|-------|-------|---------|----|---|----|-----|----|----|
| *NORTH CAROLINA CENTRAL (11.6) | 23:40 | 8-9 | .889 | 3-3 | 1.000 | 2-2 | 1.000 | 2-6-8 | 2 | 5 | 0 | 2 | 1 | 21 |
| *MANHATTAN COLLEGE (11.10) | 20:25 | 7-14 | .500 | 1-1 | 1.000 | 3-4 | .750 | 3-5-8 | 0 | 2 | 1 | 1 | 1 | 18 |
| *vs. Kentucky (11.14) | 37:06 | 8-12 | .667 | 1-2 | .500 | 10-11 | .909 | 6-15-21 | 3 | 0 | 3 | 0 | 3 | 27 |
| *vs. Chaminade (11.20) | 32:21 | 15-18 | .833 | 1-2 | .500 | 0-0 | --- | 1-10-11 | 0 | 1 | 1 | 0 | 2 | 31 |
| *vs. Marquette (11.21) | 32:36 | 5-10 | .500 | 1-2 | .500 | 2-4 | .500 | 1-7-8 | 1 | 3 | 5 | 1 | 2 | 13 |
| *vs. Tennessee (11.22) | 29:54 | 7-13 | .538 | 1-2 | .500 | 2-5 | .400 | 1-19-20 | 1 | 2 | 1 | 1 | 1 | 17 |
| *EASTERN ILLINOIS (11.28) | 34:50 | 11-15 | .733 | 0-1 | .000 | 3-4 | .750 | 5-8-13 | 0 | 2 | 3 | 3 | 1 | 25 |
| *UCONN (12.1) | 37:31 | 6-12 | .500 | 3-4 | .750 | 0-1 | .000 | 2-7-9 | 4 | 1 | 0 | 4 | 0 | 15 |
| *KANSAS CITY (12.5) | 29:13 | 6-12 | .500 | 0-2 | .000 | 2-2 | 1.000 | 1-11-12 | 4 | 2 | 1 | 1 | 1 | 14 |
| *MISSOURI (12.9) | 35:01 | 6-9 | .667 | 0-0 | --- | 1-1 | 1.000 | 5-11-16 | 1 | 1 | 3 | 0 | 1 | 13 |
| *at Indiana (12.18) | 37:51 | 8-17 | .471 | 0-1 | .000 | 1-2 | .500 | 3-11-14 | 1 | 1 | 1 | 1 | 1 | 17 |
| *YALE (12.22) | 35:29 | 4-9 | .444 | 0-2 | .000 | 0-0 | --- | 0-10-10 | 1 | 1 | 3 | 2 | 0 | 8 |
| *vs. Wichita State (12.30) | 30:25 | 10-17 | .588 | 2-3 | .667 | 0-0 | --- | 5-8-13 | 1 | 4 | 1 | 1 | 3 | 22 |
| *TCU (1.6) | 34:55 | 13-20 | .650 | 2-3 | .667 | 2-3 | .667 | 8-3-11 | 2 | 1 | 3 | 0 | 1 | 30 |
| *at UCF (1.10) | 27:53 | 5-9 | .556 | 1-3 | .333 | 1-2 | .500 | 0-4-4 | 4 | 1 | 2 | 0 | 2 | 12 |
| *OKLAHOMA (1.13) | 32:49 | 11-19 | .579 | 0-3 | .000 | 2-2 | 1.000 | 2-12-14 | 2 | 2 | 1 | 5 | 0 | 24 |
| *at Oklahoma State (1.16) | 30:12 | 9-14 | .643 | 0-2 | .000 | 3-5 | .600 | 2-5-7 | 3 | 2 | 2 | 2 | 0 | 21 |
| *at West Virginia (1.20) | 35:44 | 7-14 | .500 | 0-2 | .000 | 5-6 | .833 | 2-3-5 | 2 | 5 | 4 | 2 | 2 | 19 |
| *CINCINNATI (1.22) | 29:40 | 4-7 | .571 | 0-1 | .000 | 2-2 | 1.000 | 1-5-6 | 4 | 1 | 0 | 1 | 1 | 10 |
| *at Iowa State (1.27) | 38:04 | 9-18 | .500 | 1-5 | .200 | 1-2 | .500 | 2-13-15 | 2 | 4 | 2 | 0 | 1 | 20 |
| *OKLAHOMA STATE (1.30) | 27:32 | 8-14 | .571 | 0-1 | .000 | 0-0 | --- | 1-10-11 | 3 | 2 | 1 | 1 | 1 | 16 |
| *HOUSTON (2.3) | 33:19 | 9-15 | .600 | 0-1 | .000 | 2-3 | .667 | 2-6-8 | 2 | 4 | 3 | 1 | 0 | 20 |
| *at Kansas State (2.5) | 35:52 | 8-18 | .444 | 0-2 | .000 | 5-6 | .833 | 5-7-12 | 5 | 2 | 1 | 1 | 1 | 21 |
| *BAYLOR (2.10) | 31:49 | 7-19 | .368 | 1-3 | .333 | 0-1 | .000 | 1-6-7 | 4 | 2 | 2 | 1 | 1 | 15 |
| *at Texas Tech (2.12) | 30:00 | 2-12 | .167 | 0-2 | .000 | 1-2 | .500 | 2-5-7 | 3 | 3 | 2 | 0 | 1 | 5 |
| *at Oklahoma (2.17) | 36:26 | 9-16 | .563 | 0-1 | .000 | 2-4 | .500 | 4-12-16 | 2 | 4 | 4 | 0 | 0 | 20 |
| *TEXAS (2.24) | 33:16 | 9-17 | .529 | 0-2 | .000 | 2-4 | .500 | 0-7-7 | 2 | 2 | 0 | 1 | 0 | 20 |
| BYU (2.27) | | | | | | | | | | | | | | |
| at Baylor (3.2) | | | | | | | | | | | | | | |
| KANSAS STATE (3.5) | | | | | | | | | | | | | | |
| at Houston (3.9) | | | | | | | | | | | | | | |

* Starter

CAREER STATS

| SEASON | GP-GS | MIN/AVG | FG-FGA | PCT | 3FG-3FGA | PCT | FT-FTA | PCT | O-D-T | AVG | PF-FO | AST | TO | BLK | STL | PTS | AVG |
|--------------|----------------|------------------|-----------------|-------------|---------------|-------------|----------------|-------------|---------------------|------------|--------------|------------|------------|------------|-----------|-------------|-------------|
| 2020-21* | 28-23 | 726/26.0 | 156-261 | .598 | 0-4 | .000 | 82-111 | .739 | 61-145-206 | 7.4 | 71-1 | 25 | 64 | 40 | 9 | 394 | 14.1 |
| 2021-22* | 32-32 | 1030/32.3 | 240-426 | .563 | 21-64 | .328 | 93-116 | .802 | 75-199-274 | 8.6 | 87-1 | 73 | 65 | 49 | 15 | 594 | 18.6 |
| 2022-23* | 34-34 | 1106/32.8 | 244-436 | .560 | 24-57 | .421 | 117-161 | .727 | 78-229-307 | 9.0 | 63-1 | 50 | 69 | 60 | 17 | 629 | 18.5 |
| 2023-24 | 27-27 | 874/32.4 | 211-379 | .557 | 18-56 | .321 | 54-78 | .692 | 67-226-293 | 10.9 | 59-1 | 60 | 50 | 32 | 28 | 494 | 18.3 |
| TOTAL | 121-116 | 3736/30.9 | 851-1502 | .567 | 63-181 | .348 | 346-466 | .742 | 281-799-1080 | 8.9 | 280-4 | 208 | 248 | 181 | 69 | 2111 | 17.4 |

*AT MICHIGAN

DAJUAN HARRIS JR.

RS-Senior • Guard • 6-2 • 170 • Columbia, Mo. • Rock Bridge HS • Twitter: @DajuanH10 • IG: @dajuanharris

- Kansas is 33-2 when Harris scores 10 or more points in a game, including 9-1 in 2023-24.
- Preseason All-Big 12 First Team
- 2023 Big 12 Defensive Player of the Year, All-Big 12 Honorable Mention and Big 12 All-Defensive Team.
- Graduated with a bachelor's degree in liberal arts & sciences in May 2023.
- Starting point guard on the 2022 NCAA National Championship team.
- Led the Big 12 and was 14th in the NCAA in assist-to-turnover ratio in 2021-22.
- 2022 All-Big 12 Honorable Mention and Big 12 All-Defensive Team member as a redshirt-sophomore.
- A two-time Academic All-Big 12 First Team.
- Known for his instinct on defense and his ability to create on offense.



CAREER HONORS

- Naismith Defensive Player of the Year Watchlist (1 of 15)
- Bob Cousy Award Midseason Candidate (1 of 10)
- Wooden Award Preseason Top 50
- Naismith Trophy Men's preseason watch list (1 of 50)
- Bob Cousy Award Watch List
- Preseason All-Big 12 First Team [2023]
- Academic All-Big 12 First Team [2023]
- Big 12 Championship All-Tournament Team [2023]
- Big 12 Defensive Player of the Year [2023]
- Big 12 All-Defensive Team [2023]
- All-Big 12 Honorable Mention [2023]
- CSC Academic All-District [2023]
- Big 12 All-Defensive Team [2022]
- All-Big 12 Honorable Mention [2022]
- Academic All-Big 12 First Team [2022]
- Academic All-Big 12 First Team [2021]

MISCELLANEOUS

| | FR | SO | JR | SR | CAREER |
|---------------------|----|----|----|----|--------|
| Double-Doubles | - | - | 1 | - | 1 |
| 5+ Points | 6 | 21 | 28 | 21 | 76 |
| 10+ Points | 1 | 7 | 17 | 10 | 35 |
| 20+ Points | - | - | - | 1 | 1 |
| 5+ Rebounds | - | 1 | 5 | - | 6 |
| 10+ Assists | 5 | 14 | 26 | 23 | 68 |
| 15+ Assists | - | - | 3 | 1 | 4 |
| 2+ 3PT Field Goals | 1 | 6 | 8 | 7 | 22 |
| 2+ Steals | 7 | 19 | 28 | 12 | 63 |
| 2+ Blocks | - | - | 3 | - | 3 |
| Led Team in Pts. | - | 1 | 2 | - | 3 |
| Led Team in Rebs. | - | - | - | - | - |
| Led Team in Assists | 8 | 24 | 30 | 21 | 82 |
| Led Team in Blocks | 1 | 3 | 7 | 4 | 15 |
| Led Team in Steals | 8 | 21 | 17 | 5 | 51 |

HARRIS CAREER HIGHS

| | | |
|---------------------|----|---|
| Points | 23 | vs. Kentucky (1.14.23) |
| Field Goals | 8 | vs. Texas (2.6.23) |
| Field Goal Att. | 16 | vs. Texas (2.6.23) |
| 3PT Field Goals | 5 | vs. Kentucky (11.14.23) at Texas Tech (1.3.23) |
| 3PT Field Goal Att. | 6 | 4x, last vs. Kentucky (11.14.23) |
| Free Throws | 6 | vs. Iowa State (1.11.22) |
| Free Throw Att. | 8 | vs. Iowa State (3.10.23) |
| Rebounds | 6 | vs. Texas (2.6.23) |
| Assists | 11 | at Kansas State (1.17.23) |
| Blocks | 4 | vs. Texas (3.5.22) |
| Steals | 6 | vs. West Virginia (2.25.23) |
| Minutes | 43 | 2x, last at Kansas State (2.5.24) |

2023-24 GAME-BY-GAME

| OPPONENT (Date) | MP | FG-A | PCT | 3PT-A | PCT | FT-A | PCT | O-D-T | PF | A | TO | BLK | ST | TP |
|--------------------------------|-------|------|------|-------|-------|------|-------|-------|----|----|----|-----|----|----|
| *NORTH CAROLINA CENTRAL (11.6) | 24:43 | 0-0 | --- | 0-0 | --- | 0-0 | --- | 0-4-4 | 1 | 10 | 2 | 0 | 1 | 0 |
| *MANHATTAN COLLEGE (11.10) | 24:16 | 1-4 | .250 | 0-2 | .000 | 0-0 | --- | 0-1-1 | 3 | 7 | 0 | 1 | 1 | 2 |
| ^vs. Kentucky (11.14) | 37:34 | 7-12 | .583 | 5-6 | .833 | 4-5 | .800 | 0-2-2 | 3 | 7 | 4 | 1 | 0 | 23 |
| ^vs. Chaminade (11.20) | 34:59 | 3-6 | .500 | 1-2 | .500 | 0-0 | --- | 0-4-4 | 1 | 8 | 4 | 0 | 0 | 7 |
| ^vs. Marquette (11.21) | 35:32 | 2-8 | .250 | 0-3 | .000 | 0-0 | --- | 0-3-3 | 3 | 3 | 2 | 0 | 2 | 4 |
| ^vs. Tennessee (11.22) | 38:55 | 2-4 | .500 | 0-1 | .000 | 1-2 | .500 | 1-2-3 | 0 | 8 | 3 | 0 | 0 | 5 |
| *EASTERN ILLINOIS (11.28) | 36:14 | 0-4 | .000 | 0-1 | .000 | 1-2 | .500 | 1-2-3 | 1 | 9 | 3 | 1 | 2 | 1 |
| *UCONN (12.1) | 37:41 | 1-7 | .143 | 1-1 | 1.000 | 0-2 | .000 | 0-2-2 | 1 | 6 | 2 | 1 | 1 | 3 |
| *KANSAS CITY (12.5) | 35:26 | 3-6 | .500 | 2-3 | .667 | 0-0 | --- | 0-1-1 | 1 | 7 | 2 | 0 | 1 | 8 |
| *MISSOURI (12.9) | 40:00 | 3-6 | .500 | 0-1 | .000 | 2-2 | 1.000 | 0-2-2 | 4 | 5 | 4 | 1 | 1 | 8 |
| ^at Indiana (12.18) | 40:00 | 5-9 | .556 | 2-4 | .500 | 0-0 | --- | 0-2-2 | 2 | 5 | 3 | 0 | 2 | 12 |
| *YALE (12.22) | 35:06 | 3-5 | .600 | 2-3 | .667 | 2-2 | 1.000 | 0-1-1 | 3 | 6 | 2 | 1 | 4 | 10 |
| ^vs. Wichita State (12.30) | 35:30 | 2-5 | .400 | 2-3 | .667 | 0-0 | --- | 0-0-0 | 0 | 9 | 2 | 0 | 2 | 6 |
| ^TCU (1.6) | 38:41 | 3-7 | .429 | 0-1 | .000 | 4-4 | 1.000 | 0-3-3 | 1 | 8 | 5 | 0 | 0 | 10 |
| ^at UCF (1.10) | 37:03 | 2-8 | .250 | 0-3 | .000 | 1-2 | .500 | 2-0-2 | 0 | 8 | 3 | 0 | 1 | 5 |
| *OKLAHOMA (1.13) | 40:00 | 3-10 | .300 | 1-2 | .500 | 0-0 | --- | 1-0-1 | 2 | 8 | 0 | 0 | 3 | 7 |
| ^at Oklahoma State (1.16) | 30:60 | 4-6 | .667 | 0-0 | --- | 3-4 | .750 | 0-2-2 | 2 | 3 | 1 | 0 | 3 | 11 |
| ^at West Virginia (1.20) | 35:58 | 2-5 | .400 | 0-2 | .000 | 0-0 | --- | 0-0-0 | 3 | 5 | 0 | 1 | 5 | 4 |
| *CINCINNATI (1.22) | 37:35 | 3-10 | .300 | 1-2 | .500 | 1-1 | 1.000 | 0-1-1 | 2 | 8 | 5 | 0 | 2 | 8 |
| ^at Iowa State (1.27) | 38:27 | 4-6 | .667 | 1-1 | 1.000 | 0-0 | --- | 0-2-2 | 0 | 7 | 2 | 1 | 2 | 9 |
| *OKLAHOMA STATE (1.30) | 29:57 | 5-9 | .556 | 2-3 | .667 | 0-0 | --- | 0-3-3 | 1 | 7 | 1 | 0 | 1 | 12 |
| *HOUSTON (2.3) | 37:15 | 3-4 | .750 | 1-2 | .500 | 0-0 | --- | 0-3-3 | 1 | 2 | 1 | 1 | 0 | 7 |
| ^at Kansas State (2.5) | 42:38 | 5-10 | .500 | 1-3 | .333 | 4-4 | 1.000 | 0-2-2 | 2 | 8 | 3 | 1 | 2 | 15 |
| *BAYLOR (2.10) | 36:16 | 5-12 | .417 | 2-4 | .500 | 2-2 | 1.000 | 0-1-1 | 0 | 5 | 1 | 0 | 2 | 14 |
| ^at Texas Tech (2.12) | 35:30 | 2-8 | .250 | 0-3 | .000 | 3-4 | .750 | 0-1-1 | 0 | 3 | 3 | 1 | 1 | 7 |
| ^at Oklahoma (2.17) | 37:18 | 4-12 | .333 | 1-4 | .250 | 2-2 | 1.000 | 0-1-1 | 1 | 7 | 0 | 0 | 1 | 11 |
| *TEXAS (2.24) | 33:16 | 7-11 | .636 | 0-1 | .000 | 0-0 | --- | 0-2-2 | 1 | 6 | 0 | 0 | 1 | 14 |
| BYU (2.27) | | | | | | | | | | | | | | |
| at Baylor (3.2) | | | | | | | | | | | | | | |
| KANSAS STATE (3.5) | | | | | | | | | | | | | | |
| at Houston (3.9) | | | | | | | | | | | | | | |

^ Starter

CAREER STATS

| SEASON | GP-GS | MIN/AVG | FG-FGA | PCT | 3FG-3FGA | PCT | FT-FTA | PCT | O-D-T | AVG | PF-FO | AST | TO | BLK | STL | PTS | AVG |
|--------------|----------------|------------------|----------------|-------------|---------------|-------------|---------------|-------------|-------------------|------------|--------------|------------|------------|-----------|------------|------------|------------|
| 2020-21 | 30-2 | 480/16.0 | 27-56 | .482 | 9-14 | .643 | 8-10 | .800 | 8-26-34 | 1.1 | 45-0 | 65 | 24 | 2 | 29 | 71 | 2.4 |
| 2021-22 | 40-39 | 1158/29.7 | 87-201 | .433 | 20-61 | .328 | 19-24 | .792 | 15-39-54 | 1.4 | 78-0 | 166 | 55 | 11 | 55 | 213 | 5.5 |
| 2022-23 | 36-36 | 1231/34.2 | 131-278 | .470 | 30-74 | .410 | 28-47 | .600 | 25-65-90 | 2.5 | 58-1 | 224 | 73 | 15 | 78 | 320 | 8.9 |
| 2023-24 | 27-27 | 967/35.8 | 84-194 | .433 | 25-61 | .410 | 30-38 | .789 | 5-47-52 | 1.9 | 39-0 | 175 | 58 | 11 | 41 | 223 | 8.3 |
| TOTAL | 133-104 | 3836/28.8 | 330-734 | .450 | 84-211 | .398 | 85-119 | .714 | 53-177-230 | 1.7 | 220-1 | 630 | 214 | 40 | 206 | 829 | 6.2 |

JOHNNY FURPHY

Freshman • Guard • 6-9 • 202 • Melbourne, Australia • Centre of Excellence • IG: @johnnyfurphy

- Played for Centre of Excellence (CoE) – Australia’s development program hosted at the Australian Institute of Sport alongside NBA Global Academy
- Reclassified for the 2023 class and garnered attention when he participated in various NBA Academy events in the United States
- Playing for CoE, averaged 14.3 points and was 22-for-56 (39.3 percent) from three-point range, to go along with 5.6 rebounds in 12 games played in 2023
- Playing for Victoria at the 2023 Australia-U20 Championship, Furphy averaged 13.3 points, 5.0 rebounds and 1.2 steals in six games and made 38.5 percent of his three-point field goals, going 21-for-33 from beyond the arc.
- Father (Richard) played professional Australian Rules Football and brother (Joe) currently plays professional Australian Rules Football.



CAREER HONORS

Preseason Julius Erving Award Watch List [2024]

MISCELLANEOUS

| | FR | CAREER |
|---------------------|----|--------|
| Double-Doubles | 1 | 1 |
| 10+ Points | 12 | 12 |
| 20+ Points | 1 | 1 |
| 5+ Rebounds | 11 | 11 |
| 10+ Rebounds | 1 | 1 |
| 3+ Assists | 1 | 1 |
| 2+ 3PT Field Goals | 10 | 10 |
| 2+ Steals | 7 | 7 |
| 5+ Steals | 1 | 1 |
| 2+ Blocks | 1 | 1 |
| Led Team in Pts. | 2 | 2 |
| Led Team in Rebs. | 6 | 6 |
| Led Team in Assists | - | - |
| Led Team in Blocks | 3 | 3 |
| Led Team in Steals | 3 | 3 |

FURPHY CAREER HIGHS

| | | |
|---------------------|----|--------------------------------|
| Points | 23 | vs. Cincinnati (1.22.24) |
| Field Goals | 7 | vs. Cincinnati (1.22.24) |
| Field Goal Att. | 12 | at West Virginia (1.20.24) |
| 3PT Field Goals | 3 | 7x, last at Oklahoma (2.17.24) |
| 3PT Field Goal Att. | 9 | at West Virginia (1.20.24) |
| Free Throws | 9 | vs. Texas (2.24.24) |
| Free Throw Att. | 11 | vs. Texas (2.24.24) |
| Rebounds | 11 | vs. Cincinnati (1.22.24) |
| Assists | 3 | at West Virginia (1.20.24) |
| Blocks | 2 | at Oklahoma State (1.16.24) |
| Steals | 6 | vs. Baylor (2.10.24) |
| Minutes | 38 | at Kansas State (2.5.24) |

2023-24 GAME-BY-GAME

| OPPONENT (Date) | MP | FG-A | PCT | 3PT-A | PCT | FT-A | PCT | O-D-T | PF | A | TO | BLK | ST | TP |
|-------------------------------|-------|------|-------|-------|-------|------|-------|--------|----|---|----|-----|----|----|
| NORTH CAROLINA CENTRAL (11.6) | 16:58 | 2-4 | .500 | 2-4 | .500 | 0-0 | --- | 1-4-5 | 1 | 2 | 0 | 0 | 1 | 6 |
| MANHATTAN COLLEGE (11.10) | 20:15 | 6-10 | .600 | 3-7 | .429 | 0-0 | --- | 1-2-3 | 3 | 0 | 2 | 0 | 0 | 15 |
| vs. Kentucky (11.14) | 11:57 | 0-2 | .000 | 0-2 | .000 | 0-0 | --- | 0-1-1 | 3 | 0 | 1 | 0 | 0 | 0 |
| ^vs. Chaminade (11.20) | 17:00 | 2-5 | .400 | 0-3 | .000 | 0-0 | --- | 2-0-2 | 2 | 1 | 0 | 0 | 2 | 4 |
| vs. Marquette (11.21) | 12:09 | 2-3 | .667 | 1-2 | .500 | 0-0 | --- | 2-2-4 | 0 | 0 | 1 | 0 | 0 | 5 |
| vs. Tennessee (11.22) | 10:49 | 2-2 | 1.000 | 1-1 | 1.000 | 0-0 | --- | 0-0-0 | 1 | 0 | 0 | 0 | 0 | 5 |
| EASTERN ILLINOIS (11.28) | 14:10 | 1-4 | .250 | 1-4 | .250 | 3-4 | .750 | 1-2-3 | 2 | 0 | 1 | 0 | 1 | 6 |
| UCONN (12.1) | 13:42 | 2-3 | .667 | 2-3 | .667 | 0-0 | --- | 0-1-1 | 3 | 0 | 1 | 0 | 0 | 6 |
| KANSAS CITY (12.5) | 13:36 | 4-7 | .571 | 2-4 | .500 | 0-0 | --- | 0-2-2 | 0 | 0 | 0 | 1 | 2 | 10 |
| MISSOURI (12.9) | 07:39 | 0-1 | .000 | 0-0 | --- | 0-0 | --- | 1-3-4 | 3 | 0 | 0 | 0 | 0 | 0 |
| at Indiana (12.18) | 07:23 | 0-1 | .000 | 0-1 | .000 | 1-2 | .500 | 0-2-2 | 1 | 0 | 0 | 1 | 0 | 1 |
| YALE (12.22) | - | - | - | - | - | - | - | - | - | - | - | - | - | - |
| vs. Wichita State (12.30) | 13:49 | 2-6 | .333 | 1-5 | .200 | 2-3 | .667 | 0-3-3 | 2 | 0 | 0 | 0 | 0 | 7 |
| TCU (1.6) | 09:58 | 1-2 | .500 | 1-2 | .500 | 1-2 | .500 | 0-3-3 | 4 | 1 | 1 | 1 | 0 | 4 |
| at UCF (1.10) | 17:30 | 4-8 | .500 | 1-4 | .250 | 0-0 | --- | 2-2-4 | 1 | 1 | 0 | 0 | 1 | 9 |
| ^OKLAHOMA (1.13) | 19:08 | 3-8 | .375 | 1-4 | .250 | 0-0 | --- | 2-1-3 | 3 | 0 | 0 | 0 | 2 | 7 |
| ^at Oklahoma State (1.16) | 32:38 | 5-6 | .833 | 3-4 | .750 | 2-2 | 1.000 | 1-6-7 | 1 | 2 | 0 | 2 | 0 | 15 |
| ^at West Virginia (1.20) | 31:22 | 4-12 | .333 | 3-9 | .333 | 2-2 | 1.000 | 2-5-7 | 4 | 3 | 0 | 0 | 0 | 13 |
| ^CINCINNATI (1.22) | 36:36 | 7-8 | .875 | 3-4 | .750 | 6-9 | .667 | 3-8-11 | 3 | 0 | 2 | 0 | 2 | 23 |
| ^at Iowa State (1.27) | 34:40 | 5-8 | .625 | 3-5 | .600 | 2-2 | 1.000 | 3-3-6 | 2 | 0 | 1 | 0 | 1 | 15 |
| ^OKLAHOMA STATE (1.30) | 32:17 | 4-7 | .571 | 1-3 | .333 | 2-4 | .500 | 1-5-6 | 2 | 2 | 0 | 1 | 0 | 11 |
| ^HOUSTON (2.3) | 34:42 | 6-7 | .857 | 3-4 | .750 | 2-4 | .500 | 0-8-8 | 4 | 2 | 0 | 0 | 0 | 17 |
| ^at Kansas State (2.5) | 38:22 | 2-7 | .286 | 0-4 | .000 | 0-0 | --- | 2-2-4 | 4 | 1 | 0 | 0 | 0 | 4 |
| ^BAYLOR (2.10) | 35:33 | 2-8 | .250 | 0-6 | .000 | 7-7 | 1.000 | 2-3-5 | 1 | 1 | 1 | 0 | 6 | 11 |
| ^at Texas Tech (2.12) | 32:07 | 4-8 | .500 | 1-3 | .333 | 4-4 | 1.000 | 1-6-7 | 1 | 2 | 1 | 1 | 0 | 13 |
| ^at Oklahoma (2.17) | 37:07 | 5-8 | .625 | 3-5 | .600 | 2-4 | .500 | 2-7-9 | 4 | 2 | 0 | 0 | 3 | 15 |
| ^TEXAS (2.24) | 32:22 | 3-3 | 1.000 | 1-1 | 1.000 | 9-11 | .818 | 3-5-8 | 3 | 1 | 4 | 0 | 2 | 16 |
| BYU (2.27) | | | | | | | | | | | | | | |
| at Baylor (3.2) | | | | | | | | | | | | | | |
| KANSAS STATE (3.5) | | | | | | | | | | | | | | |
| at Houston (3.9) | | | | | | | | | | | | | | |

^ Starter

CAREER STATS

| SEASON | GP-GS | MIN/AVG | FG-FGA | PCT | 3FG-3FGA | PCT | FT-FTA | PCT | O-D-T | AVG | PF-FO | AST | TO | BLK | STL | PTS | AVG |
|--------------|--------------|-----------------|---------------|-------------|--------------|-------------|--------------|-------------|------------------|------------|-------------|-----------|-----------|----------|-----------|------------|------------|
| 2023-24 | 26-13 | 583/22.4 | 78-148 | .527 | 37-94 | .394 | 45-60 | .750 | 32-86-118 | 4.5 | 58-0 | 21 | 16 | 7 | 23 | 238 | 9.2 |
| TOTAL | 26-13 | 583/22.4 | 78-148 | .527 | 37-94 | .394 | 45-60 | .750 | 32-86-118 | 4.5 | 58-0 | 21 | 16 | 7 | 23 | 238 | 9.2 |

JAMARI MCDOWELL

Freshman • Guard • 6-4 • 180 • Houston, Texas • Manvel HS • Twitter: @jamari_mcdowell • IG: @_jamarii

- Can play all three perimeter positions
- A solid shooter who plays with a high motor and above the rim
- Played at Manvel High School in Manvel, Texas, a suburb of Houston, for head coach Chris Wilson
- Was a 2023 UIL Boys 5A All-State and TABC All-Region selection
- Averaged 22.4 points, 8.1 rebounds, 5.4 assists and 3.2 blocked shots per game his senior season as Manvel posted a 21-10 record and won the district title going 10-3
- As a junior, Manvel HS posted a 19-5 record and McDowell averaged 21.7 points, 7.2 rebounds, 5.1 assists and 4.5 steals per game
- Played AAU basketball for the Houston Defenders.

11

MISCELLANEOUS

| | FR | CAREER |
|---------------------|----|--------|
| 5+ Minutes | 10 | 10 |
| 5+ Points | 5 | 5 |
| 10+ Points | 1 | 1 |
| 5+ Rebounds | 1 | 1 |
| 3+ Assists | - | - |
| 2+ 3PT Field Goals | 1 | 1 |
| 2+ Steals | 1 | 1 |
| 2+ Blocks | - | - |
| Led Team in Pts. | - | - |
| Led Team in Rebs. | - | - |
| Led Team in Assists | - | - |
| Led Team in Blocks | - | - |
| Led Team in Steals | 1 | 1 |

MCDOWELL CAREER HIGHS

| | | |
|---------------------|----|---------------------------------------|
| Points | 7 | vs. Tennessee (11.22.23) |
| Field Goals | 2 | 2x, last vs. Oklahoma State (1.30.24) |
| Field Goal Att. | 7 | vs. Tennessee (11.22.23) |
| 3PT Field Goals | 2 | vs. Tennessee (11.22.23) |
| 3PT Field Goal Att. | 6 | vs. Tennessee (11.22.23) |
| Free Throws | 4 | vs. Wichita State (12.30.23) |
| Free Throw Att. | 4 | vs. Wichita State (12.30.23) |
| Rebounds | 6 | vs. Manhattan College (11.10.23) |
| Assists | 2 | vs. Marquette (11.21.23) |
| Blocks | 1 | 2x, last vs. Oklahoma State (1.30.24) |
| Steals | 2 | vs. Texas (2.24.24) |
| Minutes | 27 | vs. Tennessee (11.22.23) |

2023-24 GAME-BY-GAME

| OPPONENT (Date) | MP | FG-A | PCT | 3PT-A | PCT | FT-A | PCT | O-D-T | PF | A | TO | BLK | ST | TP |
|-------------------------------|-------|------|-------|-------|-------|------|-------|-------|----|---|----|-----|----|----|
| NORTH CAROLINA CENTRAL (11.6) | - | - | - | - | - | - | - | - | - | - | - | - | - | - |
| MANHATTAN COLLEGE (11.10) | 13:42 | 1-4 | .250 | 1-2 | .500 | 2-2 | 1.000 | 2-4-6 | 0 | 1 | 1 | 0 | 1 | 5 |
| vs. Kentucky (11.14) | 03:46 | 0-0 | --- | 0-0 | --- | 2-2 | 1.000 | 0-1-1 | 0 | 0 | 0 | 0 | 0 | 2 |
| vs. Chaminade (11.20) | 10:15 | 1-2 | .500 | 0-1 | .000 | 0-0 | --- | 1-0-1 | 2 | 1 | 0 | 0 | 0 | 2 |
| vs. Marquette (11.21) | 09:55 | 1-5 | .200 | 1-2 | .500 | 0-0 | --- | 0-0-0 | 2 | 2 | 0 | 0 | 0 | 3 |
| vs. Tennessee (11.22) | 27:16 | 2-7 | .286 | 2-6 | .333 | 1-2 | .500 | 1-3-4 | 1 | 1 | 0 | 1 | 0 | 7 |
| EASTERN ILLINOIS (11.28) | 07:28 | 0-1 | .000 | 0-1 | .000 | 1-2 | .500 | 2-1-3 | 0 | 1 | 0 | 0 | 1 | 1 |
| UCONN (12.1) | 00:01 | 0-0 | --- | 0-0 | --- | 0-0 | --- | 0-0-0 | 0 | 0 | 0 | 0 | 0 | 0 |
| KANSAS CITY (12.5) | 05:09 | 0-1 | .000 | 0-1 | .000 | 0-0 | --- | 0-1-1 | 0 | 0 | 0 | 0 | 0 | 0 |
| MISSOURI (12.9) | 04:41 | 0-2 | .000 | 0-1 | .000 | 0-0 | --- | 0-0-0 | 0 | 0 | 0 | 0 | 0 | 0 |
| at Indiana (12.18) | 08:22 | 1-2 | .500 | 1-2 | .500 | 0-0 | --- | 0-1-1 | 1 | 1 | 1 | 0 | 0 | 3 |
| YALE (12.22) | 04:54 | 0-0 | --- | 0-0 | --- | 0-0 | --- | 0-1-1 | 0 | 0 | 0 | 0 | 0 | 0 |
| vs. Wichita State (12.30) | 08:01 | 1-3 | .333 | 0-1 | .000 | 4-4 | 1.000 | 3-0-3 | 0 | 1 | 0 | 0 | 1 | 6 |
| TCU (1.6) | 01:31 | 0-0 | --- | 0-0 | --- | 0-0 | --- | 0-0-0 | 0 | 0 | 1 | 0 | 0 | 0 |
| at UCF (1.10) | 01:57 | 0-0 | --- | 0-0 | --- | 0-0 | --- | 0-0-0 | 0 | 0 | 0 | 0 | 0 | 0 |
| OKLAHOMA (1.13) | 00:54 | 0-1 | .000 | 0-1 | .000 | 0-0 | --- | 0-0-0 | 0 | 0 | 0 | 0 | 0 | 0 |
| at Oklahoma State (1.16) | 03:00 | 0-0 | --- | 0-0 | --- | 0-0 | --- | 0-0-0 | 1 | 0 | 0 | 0 | 0 | 0 |
| at West Virginia (1.20) | 00:04 | 0-0 | --- | 0-0 | --- | 0-0 | --- | 0-0-0 | 1 | 0 | 0 | 0 | 0 | 0 |
| CINCINNATI (1.22) | 01:39 | 0-0 | --- | 0-0 | --- | 0-0 | --- | 0-0-0 | 0 | 0 | 0 | 0 | 0 | 0 |
| at Iowa State (1.27) | 04:09 | 0-0 | --- | 0-0 | --- | 0-0 | --- | 0-0-0 | 0 | 0 | 0 | 0 | 0 | 0 |
| OKLAHOMA STATE (1.30) | 10:28 | 2-3 | .667 | 1-2 | .500 | 1-1 | 1.000 | 1-2-3 | 0 | 1 | 0 | 1 | 0 | 6 |
| HOUSTON (2.3) | 01:31 | 0-1 | .000 | 0-1 | .000 | 0-0 | --- | 0-0-0 | 0 | 0 | 0 | 0 | 0 | 0 |
| at Kansas State (2.5) | 00:06 | 0-1 | .000 | 0-1 | .000 | 0-0 | --- | 0-0-0 | 0 | 0 | 0 | 0 | 0 | 0 |
| BAYLOR (2.10) | - | - | - | - | - | - | - | - | - | - | - | - | - | - |
| at Texas Tech (2.12) | - | - | - | - | - | - | - | - | - | - | - | - | - | - |
| at Oklahoma (2.17) | 03:40 | 1-1 | 1.000 | 0-0 | .000 | 0-0 | --- | 1-0-1 | 0 | 1 | 0 | 0 | 0 | 2 |
| TEXAS (2.24) | 14:21 | 1-1 | 1.000 | 1-1 | 1.000 | 2-2 | 1.000 | 2-1-3 | 1 | 0 | 2 | 0 | 2 | 5 |
| BYU (2.27) | - | - | - | - | - | - | - | - | - | - | - | - | - | - |
| at Baylor (3.2) | - | - | - | - | - | - | - | - | - | - | - | - | - | - |
| KANSAS STATE (3.5) | - | - | - | - | - | - | - | - | - | - | - | - | - | - |
| at Houston (3.9) | - | - | - | - | - | - | - | - | - | - | - | - | - | - |

^ Starter

CAREER STATS

| SEASON | GP-GS | MIN/AVG | FG-FGA | PCT | 3FG-3FGA | PCT | FT-FTA | PCT | O-D-T | AVG | PF-FO | AST | TO | BLK | STL | PTS | AVG |
|--------------|-------------|----------------|--------------|-------------|-------------|-------------|--------------|-------------|-----------------|------------|------------|-----------|----------|----------|----------|-----------|------------|
| 2023-24 | 24-0 | 147/6.1 | 11-35 | .314 | 7-23 | .304 | 13-15 | .867 | 13-15-28 | 1.2 | 9-0 | 10 | 5 | 2 | 5 | 42 | 1.8 |
| TOTAL | 24-0 | 147/6.1 | 11-35 | .314 | 7-23 | .304 | 13-15 | .867 | 13-15-28 | 1.2 | 9-0 | 10 | 5 | 2 | 5 | 42 | 1.8 |



WILDER EVERS (EE-vers)

RS-Freshman • G • 6-4 • 185 • Birmingham, Ala. • Oak Mountain HS • Twitter: @EversWilder • IG: @wilderevers

- A walk-on from Birmingham, Alabama, who provides depth at the guard spots
- Has played in four games while at KU.
- Comes from a family with Kansas ties as his brother plays baseball for KU and his parents competed in track and field at KU
- Helped lead Oak Mountain High School to three consecutive trips to Alabama's 7A state quarterfinals, including Final Four appearances in 2020 and 2021 and a state title in 2021
- The 2021 state championship was the first in Oak Mountain history
- A two-time all-county selection his junior and senior seasons
- Played for Chris Love at Oak Mountain
- Averaged 11.8 points, 4.3 rebounds and 3.0 assists per game his senior season

EVERS CAREER HIGHS

| | | |
|---------------------|---|---------------------------------------|
| Points | 2 | 2x, last vs. Oklahoma State (1.30.24) |
| Field Goals | 1 | 2x, last vs. Oklahoma State (1.30.24) |
| Field Goal Att. | 1 | 4x, last at Texas Tech (2.12.24) |
| 3PT Field Goals | - | - |
| 3PT Field Goal Att. | 1 | vs. Wichita State (12.30.23) |
| Free Throws | - | - |
| Free Throw Att. | - | - |
| Rebounds | 1 | 2x, last vs. Oklahoma State (1.30.24) |
| Assists | 1 | vs. North Carolina Central (11.6.23) |
| Blocks | - | - |
| Steals | - | - |
| Minutes | 8 | vs. North Carolina Central (11.6.23) |

2023-24 GAME-BY-GAME

| OPPONENT (Date) | MP | FG-A | PCT | 3PT-A | PCT | FT-A | PCT | O-D-T | PF | A | TO | BLK | ST | TP |
|-------------------------------|-------|------|-------|-------|------|------|-----|-------|----|---|----|-----|----|----|
| NORTH CAROLINA CENTRAL (11.6) | 07:41 | 1-1 | 1.000 | 0-0 | --- | 0-0 | --- | 0-0-0 | 1 | 1 | 0 | 0 | 0 | 2 |
| MANHATTAN COLLEGE (11.10) | - | - | - | - | - | - | - | - | - | - | - | - | - | - |
| vs. Kentucky (11.14) | - | - | - | - | - | - | - | - | - | - | - | - | - | - |
| vs. Chaminade (11.20) | - | - | - | - | - | - | - | - | - | - | - | - | - | - |
| vs. Marquette (11.21) | - | - | - | - | - | - | - | - | - | - | - | - | - | - |
| vs. Tennessee (11.22) | - | - | - | - | - | - | - | - | - | - | - | - | - | - |
| EASTERN ILLINOIS (11.28) | - | - | - | - | - | - | - | - | - | - | - | - | - | - |
| UCONN (12.1) | - | - | - | - | - | - | - | - | - | - | - | - | - | - |
| KANSAS CITY (12.5) | - | - | - | - | - | - | - | - | - | - | - | - | - | - |
| MISSOURI (12.9) | - | - | - | - | - | - | - | - | - | - | - | - | - | - |
| at Indiana (12.18) | - | - | - | - | - | - | - | - | - | - | - | - | - | - |
| YALE (12.22) | - | - | - | - | - | - | - | - | - | - | - | - | - | - |
| vs. Wichita State (12.30) | 01:18 | 0-1 | .000 | 0-1 | .000 | 0-0 | --- | 0-1-1 | 0 | 0 | 0 | 0 | 0 | 0 |
| TCU (1.6) | - | - | - | - | - | - | - | - | - | - | - | - | - | - |
| at UCF (1.10) | - | - | - | - | - | - | - | - | - | - | - | - | - | - |
| OKLAHOMA (1.13) | - | - | - | - | - | - | - | - | - | - | - | - | - | - |
| at Oklahoma State (1.16) | - | - | - | - | - | - | - | - | - | - | - | - | - | - |
| at West Virginia (1.20) | - | - | - | - | - | - | - | - | - | - | - | - | - | - |
| CINCINNATI (1.22) | - | - | - | - | - | - | - | - | - | - | - | - | - | - |
| at Iowa State (1.27) | - | - | - | - | - | - | - | - | - | - | - | - | - | - |
| OKLAHOMA STATE (1.30) | 02:12 | 1-1 | 1.000 | 0-0 | --- | 0-0 | --- | 0-1-1 | 0 | 0 | 0 | 0 | 0 | 2 |
| HOUSTON (2.3) | - | - | - | - | - | - | - | - | - | - | - | - | - | - |
| at Kansas State (2.5) | - | - | - | - | - | - | - | - | - | - | - | - | - | - |
| BAYLOR (2.10) | - | - | - | - | - | - | - | - | - | - | - | - | - | - |
| at Texas Tech (2.12) | 01:42 | 0-1 | .000 | 0-0 | --- | 0-0 | --- | 0-0-0 | 0 | 0 | 0 | 0 | 0 | 0 |
| at Oklahoma (2.17) | - | - | - | - | - | - | - | - | - | - | - | - | - | - |
| TEXAS (2.24) | - | - | - | - | - | - | - | - | - | - | - | - | - | - |
| BYU (2.27) | - | - | - | - | - | - | - | - | - | - | - | - | - | - |
| at Baylor (3.2) | - | - | - | - | - | - | - | - | - | - | - | - | - | - |
| KANSAS STATE (3.5) | - | - | - | - | - | - | - | - | - | - | - | - | - | - |
| at Houston (3.9) | - | - | - | - | - | - | - | - | - | - | - | - | - | - |

^ Starter

CAREER STATS

| SEASON | GP-GS | MIN/AVG | FG-FGA | PCT | 3FG-3FGA | PCT | FT-FTA | PCT | O-D-T | AVG | PF-FO | AST | TO | BLK | STL | PTS | AVG |
|--------------|------------|---------------|------------|-------------|------------|-------------|------------|------------|--------------|------------|------------|----------|----------|----------|----------|----------|------------|
| 2023-24 | 4-0 | 13/3.3 | 2-4 | .500 | 0-1 | .000 | 0-0 | --- | 0-2-2 | 0.5 | 1-0 | 1 | 0 | 0 | 0 | 4 | 1.0 |
| TOTAL | 4-0 | 13/3.3 | 2-4 | .500 | 0-1 | .000 | 0-0 | --- | 0-2-2 | 0.5 | 1-0 | 1 | 0 | 0 | 0 | 4 | 1.0 |

ELMARKO JACKSON

Freshman • Guard • 6-3 • 195 • Marlton, N.J. • South Kent School • Twitter: @ElmarkoJ • IG: @elmarkojackson

- A highly-rated guard who has great court presence and was ranked as high as No. 19 following the 2022-23 season
- Was a McDonald's All-American in 2022-23
- Averaged 19.0 points and 6.0 assists for South Kent which went 18-3 overall and 8-0 in NEPSAC AAA conference play
- Was on the Naismith Boys High School Player of the Year Watch List, which highlights the top 50 players nationwide in 2022-23
- Transferred to Academy of the New Church in Bryn Athyn, Pennsylvania, where he earned all-state and all-league honors in 2021-22 averaging 17.9 points, 5.7 rebounds, 5.4 assists and 2.0 steals per game
- Ended his high school career ranked No. 19 by 247Sports.com, No. 25 by Rivals.com and No. 26 by ESPN.com.
- Had college offers to play lacrosse coming out of high school.



MISCELLANEOUS

| | FR | CAREER |
|---------------------|----|--------|
| Double-Doubles | - | - |
| 10+ Points | 3 | 3 |
| 5+ Rebounds | - | - |
| 5+ Assists | 2 | 2 |
| 10+ Assists | 1 | 1 |
| 2+ 3PT Field Goals | 2 | 2 |
| 2+ Steals | 5 | 5 |
| 2+ Blocks | - | - |
| Led Team in Pts. | - | - |
| Led Team in Rebs. | - | - |
| Led Team in Assists | 1 | 1 |
| Led Team in Blocks | - | - |
| Led Team in Steals | 2 | 2 |

JACKSON CAREER HIGHS

| | | |
|---------------------|----|---------------------------------------|
| Points | 12 | vs. Wichita State (12.30.23) |
| Field Goals | 5 | vs. Wichita State (12.30.23) |
| Field Goal Att. | 10 | vs. Wichita State (12.30.23) |
| 3PT Field Goals | 2 | 2x, last vs. Oklahoma State (1.30.24) |
| 3PT Field Goal Att. | 3 | 4x, last vs. Wichita State (12.30.23) |
| Free Throws | 6 | vs. Missouri (12.9.23) |
| Free Throw Att. | 7 | vs. Missouri (12.9.23) |
| Rebounds | 4 | vs. UConn (12.1.23) |
| Assists | 9 | vs. Manhattan College (11.10.23) |
| Blocks | 1 | 4x, last vs. Oklahoma (1.13.24) |
| Steals | 4 | vs. Baylor (2.10.24) |
| Minutes | 32 | vs. UConn (12.1.23) |

2023-24 GAME-BY-GAME

| OPPONENT (Date) | MP | FG-A | PCT | 3PT-A | PCT | FT-A | PCT | O-D-T | PF | A | TO | BLK | ST | TP |
|--------------------------------|-------|------|-------|-------|-------|------|-------|-------|----|---|----|-----|----|----|
| ^NORTH CAROLINA CENTRAL (11.6) | 21:17 | 3-5 | .600 | 0-1 | .000 | 2-2 | 1.000 | 0-1-1 | 3 | 5 | 1 | 0 | 0 | 8 |
| ^MANHATTAN COLLEGE (11.10) | 29:03 | 3-6 | .500 | 1-3 | .333 | 2-2 | 1.000 | 0-2-2 | 1 | 9 | 1 | 1 | 1 | 9 |
| ^vs. Kentucky (11.14) | 23:42 | 1-4 | .250 | 0-2 | .000 | 5-6 | .833 | 0-1-1 | 3 | 2 | 3 | 0 | 1 | 7 |
| ^vs. Chaminade (11.20) | 23:38 | 2-4 | .500 | 1-2 | .500 | 2-2 | 1.000 | 0-2-2 | 3 | 3 | 2 | 0 | 0 | 7 |
| ^vs. Marquette (11.21) | 20:55 | 0-4 | .000 | 0-1 | .000 | 0-0 | --- | 0-1-1 | 1 | 3 | 2 | 0 | 1 | 0 |
| ^vs. Tennessee (11.22) | 13:18 | 0-2 | .000 | 0-1 | .000 | 4-4 | 1.000 | 0-1-1 | 0 | 1 | 1 | 0 | 1 | 4 |
| ^EASTERN ILLINOIS (11.28) | 22:01 | 2-6 | .333 | 1-3 | .333 | 0-0 | --- | 0-0-0 | 3 | 2 | 1 | 1 | 3 | 5 |
| ^UCONN (12.1) | 32:13 | 2-4 | .500 | 0-2 | .000 | 2-2 | 1.000 | 2-2-4 | 1 | 2 | 4 | 0 | 1 | 6 |
| ^KANSAS CITY (12.5) | 22:48 | 2-5 | .400 | 1-3 | .333 | 0-0 | --- | 1-0-1 | 3 | 3 | 2 | 0 | 0 | 5 |
| ^MISSOURI (12.9) | 25:54 | 2-5 | .400 | 1-2 | .500 | 6-7 | .857 | 0-1-1 | 4 | 1 | 0 | 0 | 1 | 11 |
| ^at Indiana (12.18) | 24:59 | 2-6 | .333 | 1-3 | .333 | 0-0 | --- | 0-1-1 | 1 | 3 | 1 | 0 | 2 | 5 |
| ^YALE (12.22) | 16:51 | 1-6 | .167 | 0-1 | .000 | 0-0 | --- | 1-2-3 | 2 | 2 | 3 | 1 | 0 | 2 |
| ^vs. Wichita State (12.30) | 27:07 | 5-10 | .500 | 2-3 | .667 | 0-0 | --- | 1-1-2 | 3 | 2 | 2 | 0 | 1 | 12 |
| ^TCU (1.6) | 23:36 | 0-4 | .000 | 0-1 | .000 | 0-0 | --- | 0-2-2 | 1 | 2 | 1 | 0 | 0 | 0 |
| ^at UCF (1.10) | 21:48 | 0-0 | --- | 0-0 | --- | 0-0 | --- | 0-0-0 | 3 | 2 | 2 | 0 | 0 | 0 |
| OKLAHOMA (1.13) | 17:53 | 1-1 | 1.000 | 0-0 | --- | 0-0 | --- | 0-2-2 | 2 | 0 | 0 | 1 | 0 | 2 |
| at Oklahoma State (1.16) | 12:44 | 1-3 | .333 | 0-1 | .000 | 0-2 | .000 | 1-0-1 | 1 | 1 | 2 | 0 | 1 | 2 |
| at West Virginia (1.20) | 08:16 | 1-2 | .500 | 0-1 | .000 | 0-0 | --- | 0-1-1 | 2 | 0 | 0 | 0 | 0 | 2 |
| CINCINNATI (1.22) | 12:37 | 0-0 | --- | 0-0 | --- | 2-2 | 1.000 | 0-1-1 | 2 | 0 | 0 | 0 | 2 | 2 |
| at Iowa State (1.27) | 07:35 | 0-0 | --- | 0-0 | --- | 0-0 | --- | 0-1-1 | 3 | 1 | 0 | 0 | 0 | 0 |
| ^OKLAHOMA STATE (1.30) | 25:21 | 4-8 | .500 | 2-2 | 1.000 | 0-0 | --- | 0-2-2 | 2 | 1 | 2 | 0 | 0 | 10 |
| HOUSTON (2.3) | 08:41 | 1-2 | .500 | 0-1 | .000 | 0-0 | --- | 1-1-2 | 0 | 1 | 3 | 0 | 0 | 2 |
| at Kansas State (2.5) | 04:47 | 1-2 | .500 | 0-0 | --- | 0-0 | --- | 0-0-0 | 1 | 0 | 0 | 0 | 0 | 2 |
| BAYLOR (2.10) | 21:22 | 0-0 | --- | 0-0 | --- | 1-2 | .500 | 0-0-0 | 3 | 1 | 1 | 0 | 4 | 1 |
| at Texas Tech (2.12) | 24:25 | 3-5 | .600 | 0-2 | .000 | 1-2 | .500 | 0-1-1 | 4 | 0 | 0 | 0 | 2 | 7 |
| at Oklahoma (2.17) | 04:06 | 0-0 | --- | 0-0 | --- | 0-0 | --- | 0-0-0 | 1 | 0 | 1 | 0 | 0 | 0 |
| TEXAS (2.24) | 14:21 | 0-0 | --- | 0-0 | --- | 0-0 | --- | 0-0-0 | 1 | 4 | 2 | 0 | 1 | 0 |
| BYU (2.27) | | | | | | | | | | | | | | |
| at Baylor (3.2) | | | | | | | | | | | | | | |
| KANSAS STATE (3.5) | | | | | | | | | | | | | | |
| at Houston (3.9) | | | | | | | | | | | | | | |

^ Starter

CAREER STATS

| SEASON | GP-GS | MIN/AVG | FG-FGA | PCT | 3FG-3FGA | PCT | FT-FTA | PCT | O-D-T | AVG | PF-FO | AST | TO | BLK | STL | PTS | AVG |
|--------------|--------------|-----------------|--------------|-------------|--------------|-------------|--------------|-------------|----------------|------------|-------------|-----------|-----------|----------|-----------|------------|------------|
| 2023-24 | 27-16 | 513/19.0 | 37-94 | .394 | 10-35 | .286 | 27-33 | .818 | 7-26-33 | 1.2 | 54-0 | 51 | 37 | 4 | 22 | 111 | 4.1 |
| TOTAL | 27-16 | 513/19.0 | 37-94 | .394 | 10-35 | .286 | 27-33 | .818 | 7-26-33 | 1.2 | 54-0 | 51 | 37 | 4 | 22 | 111 | 4.1 |



PATRICK CASSIDY

Junior • G • 6-1 • 185 • Columbus, Kan. • Columbus Unified HS • Twitter: @patrickcassidy • IG: @patrickcassidy14

- An invited walk-on who will provide depth at the point guard position
- Has played in two games while at Kansas
- Was a two-year manager for the Kansas men's basketball program, including the 2021-22 NCAA National Championship season
- A 2020 all-state selection at Columbus Unified High School (CUHS)
- Was named to the Kansas Basketball Coaches Association (KBCA) Class 3A All-State First Team in 2020
- Scored more than 1,000 points for his career
- A four-sport athlete while at Columbus, also playing football, baseball and track & field
- Racked up more than 1,500 combined yards as a quarterback, scoring 25 touchdowns at CUHS
- An all-conference all-academic selection who was the Class of 2020 valedictorian at CUHS

CASSIDY CAREER HIGHS

| | | |
|---------------------|---|--|
| Points | - | - |
| Field Goals | - | - |
| Field Goal Att. | 2 | vs. North Carolina Central (11.6.23) |
| 3PT Field Goals | - | - |
| 3PT Field Goal Att. | 1 | vs. Wichita State (12.30.23) vs. North Carolina Central (11.6.23) |
| Free Throws | - | - |
| Free Throw Att. | - | - |
| Rebounds | - | - |
| Assists | - | - |
| Blocks | - | - |
| Steals | - | - |
| Minutes | 5 | vs. North Carolina Central (11.6.23) |

2023-24 GAME-BY-GAME

| OPPONENT (Date) | MP | FG-A | PCT | 3PT-A | PCT | FT-A | PCT | O-D-T | PF | A | TO | BLK | ST | TP |
|-------------------------------|-------|------|------|-------|------|------|-----|-------|----|---|----|-----|----|----|
| NORTH CAROLINA CENTRAL (11.6) | 04:54 | 1-2 | .000 | 0-1 | --- | 0-0 | --- | 0-0-0 | 1 | 0 | 0 | 0 | 0 | 0 |
| MANHATTAN COLLEGE (11.10) | - | - | - | - | - | - | - | - | - | - | - | - | - | - |
| vs. Kentucky (11.14) | - | - | - | - | - | - | - | - | - | - | - | - | - | - |
| vs. Chaminade (11.20) | - | - | - | - | - | - | - | - | - | - | - | - | - | - |
| vs. Marquette (11.21) | - | - | - | - | - | - | - | - | - | - | - | - | - | - |
| vs. Tennessee (11.22) | - | - | - | - | - | - | - | - | - | - | - | - | - | - |
| EASTERN ILLINOIS (11.28) | - | - | - | - | - | - | - | - | - | - | - | - | - | - |
| UCONN (12.1) | - | - | - | - | - | - | - | - | - | - | - | - | - | - |
| KANSAS CITY (12.5) | - | - | - | - | - | - | - | - | - | - | - | - | - | - |
| MISSOURI (12.9) | - | - | - | - | - | - | - | - | - | - | - | - | - | - |
| at Indiana (12.18) | - | - | - | - | - | - | - | - | - | - | - | - | - | - |
| YALE (12.22) | - | - | - | - | - | - | - | - | - | - | - | - | - | - |
| vs. Wichita State (12.30) | 01:18 | 0-1 | .000 | 0-1 | .000 | 0-0 | --- | 0-0-0 | 0 | 0 | 0 | 0 | 0 | 0 |
| TCU (1.6) | - | - | - | - | - | - | - | - | - | - | - | - | - | - |
| at UCF (1.10) | - | - | - | - | - | - | - | - | - | - | - | - | - | - |
| OKLAHOMA (1.13) | - | - | - | - | - | - | - | - | - | - | - | - | - | - |
| at Oklahoma State (1.16) | - | - | - | - | - | - | - | - | - | - | - | - | - | - |
| at West Virginia (1.20) | - | - | - | - | - | - | - | - | - | - | - | - | - | - |
| CINCINNATI (1.22) | - | - | - | - | - | - | - | - | - | - | - | - | - | - |
| at Iowa State (1.27) | - | - | - | - | - | - | - | - | - | - | - | - | - | - |
| OKLAHOMA STATE (1.30) | - | - | - | - | - | - | - | - | - | - | - | - | - | - |
| HOUSTON (2.3) | - | - | - | - | - | - | - | - | - | - | - | - | - | - |
| at Kansas State (2.5) | - | - | - | - | - | - | - | - | - | - | - | - | - | - |
| BAYLOR (2.10) | - | - | - | - | - | - | - | - | - | - | - | - | - | - |
| at Texas Tech (2.12) | - | - | - | - | - | - | - | - | - | - | - | - | - | - |
| at Oklahoma (2.17) | - | - | - | - | - | - | - | - | - | - | - | - | - | - |
| TEXAS (2.24) | - | - | - | - | - | - | - | - | - | - | - | - | - | - |
| BYU (2.27) | - | - | - | - | - | - | - | - | - | - | - | - | - | - |
| at Baylor (3.2) | - | - | - | - | - | - | - | - | - | - | - | - | - | - |
| KANSAS STATE (3.5) | - | - | - | - | - | - | - | - | - | - | - | - | - | - |
| at Houston (3.9) | - | - | - | - | - | - | - | - | - | - | - | - | - | - |

^ Starter

CAREER STATS

| SEASON | GP-GS | MIN/AVG | FG-FGA | PCT | 3FG-3FGA | PCT | FT-FTA | PCT | O-D-T | AVG | PF-FO | AST | TO | BLK | STL | PTS | AVG |
|--------------|------------|--------------|------------|-------------|------------|-------------|------------|------------|--------------|------------|------------|----------|----------|----------|----------|----------|------------|
| 2023-24 | 2-0 | 6/3.0 | 0-3 | .000 | 0-2 | .000 | 0-0 | --- | 0-0-0 | 0.0 | 1-0 | 0 | 0 | 0 | 0 | 0 | 0.0 |
| TOTAL | 2-0 | 6/3.0 | 0-3 | .000 | 0-2 | .000 | 0-0 | --- | 0-0-0 | 0.0 | 1-0 | 0 | 0 | 0 | 0 | 0 | 0.0 |

KEVIN MCCULLAR JR.

GR-Senior • G • 6-7 • 212 • San Antonio, Texas • Wagner HS/Texas Tech • Twitter: @Kevin_McCullar • IG: @kevinmccullarjr



- On most every mid-season All-America team and national player of the year watch list
- Entered the NBA Draft process following the 2022-23 season and decided to return to Kansas for his fifth year
- A transfer from Texas Tech who was a redshirt senior at Kansas in 2022-23
- A three-time All-Big 12 selection
- Was a Naismith Defensive Player of the Year semifinalist in 2021-22 (at Texas Tech) and 2022-23 (at Kansas)
- Entered 2023-24 with 1,040 points, 589 rebounds, 231 assists and 178 steals for his career
- A three-time Academic All-Big 12 selection
- Graduated in May of 2023 with a liberal arts and sciences degree

CAREER HONORS

Naismith Trophy Midseason Team (1 of 30); Naismith Defensive Player of the Year Watchlist (1 of 15); Wooden Award Late Season Top 20; Jerry West Shooting Guard Award Top 10 Candidate; Oscar Robertson National Player of the Week (11.28.23); Big 12 Player of the Week (11.27.23); Naismith Trophy Men's preseason watch list (1 of 50); Preseason All-Big 12 Honorable Mention

2022-23: All Big 12 Second Team (Associated Press); All Big 12 Third Team; Big 12 All-Defensive Team; Naismith Defensive Player of the Year Semifinalist (1 of 10); Naismith Defensive Player of the Year Watch List (1 of 15); Wooden Award Preseason Top 50 Watch List; Naismith Preseason Player of the Year Watch List (1 of 50); Jerry West Shooting Guard of the Year Watch List; Preseason All-Big 12 Honorable Mention;

At Texas Tech: All-Big 12 Honorable Mention [2022]; Naismith Defensive Player of the Year Semifinalist [2022]; Academic All-Big 12 First Team [2022]; All-Big 12 Honorable Mention [2021]; Academic All-Big 12 First Team [2021]; Academic All-Big 12 First Team [2020]

MISCELLANEOUS

| | FR | SO | JR | SR | GR-SR | CAREER |
|-----------------------------|----|----|----|----|-------|--------|
| Double-Doubles | - | 2 | 1 | 7 | 2 | 12 |
| Triple-Doubles | - | - | - | - | 2 | 2 |
| 10+ Points | 8 | 14 | 16 | 21 | 23 | 82 |
| 20+ Points | - | - | 2 | 1 | 11 | 14 |
| 30+ Points | - | - | - | - | 1 | 1 |
| 5+ Rebounds | 7 | 15 | 14 | 26 | 20 | 82 |
| 10+ Rebounds | 1 | 2 | 2 | 8 | 2 | 15 |
| 3+ Assists | 1 | 6 | 18 | 14 | 20 | 59 |
| 10+ Assists | - | - | - | - | 2 | 2 |
| 3+ 3PT Field Goals | - | 1 | 5 | 3 | 4 | 13 |
| 2+ Steals | 8 | 10 | 12 | 20 | 9 | 59 |
| 2+ Blocks | 1 | 2 | 1 | 6 | 1 | 11 |
| Led Team in Pts. (at KU) | - | - | - | 1 | 9 | 10 |
| Led Team in Rebs. (at KU) | - | - | - | 10 | 2 | 12 |
| Led Team in Assists (at KU) | - | - | - | 3 | 5 | 8 |
| Led Team in Blocks (at KU) | - | - | - | 13 | 4 | 17 |
| Led Team in Steals (at KU) | - | - | - | 13 | 7 | 20 |

MCCULLAR CAREER HIGHS

| | | |
|---------------------|----|--|
| Points | 34 | vs. Yale (12.22.23) |
| Field Goals | 11 | vs. Yale (12.22.23) |
| Field Goal Att. | 18 | 5x, last at Kansas State (2.5.24) |
| 3PT Field Goals | 4 | 3x, last vs. Yale (12.22.23) |
| 3PT Field Goal Att. | 9 | vs. Grambling (11.12.21) vs. Wisconsin (11.24.22) |
| Free Throws | 13 | at Indiana (12.16.23) |
| Free Throw Att. | 16 | at Indiana (12.16.23) |
| Rebounds | 13 | vs. Kansas State (1.31.23) |
| Assists | 10 | vs. Chaminade (11.20.23) vs. Kentucky (11.14.23) |
| Blocks | 4 | vs. Baylor (1.16.21) |
| Steals | 6 | vs. Texas (3.11.21) |
| Minutes | 44 | at Kansas (1.24.22) |

2023-24 GAME-BY-GAME

| OPPONENT (Date) | MP | FG-A | PCT | 3PT-A | PCT | FT-A | PCT | O-D-T | PF | A | TO | BLK | ST | TP |
|--------------------------------|-------|-------|------|-------|-------|-------|-------|---------|----|----|----|-----|----|----|
| *NORTH CAROLINA CENTRAL (11.6) | 23:56 | 8-12 | .667 | 4-7 | .571 | 2-2 | 1.000 | 0-6-6 | 0 | 5 | 2 | 0 | 0 | 22 |
| *MANHATTAN COLLEGE (11.10) | 25:40 | 5-9 | .556 | 1-5 | .200 | 4-4 | 1.000 | 0-7-7 | 1 | 4 | 1 | 1 | 2 | 15 |
| *vs. Kentucky (11.14) | 36:36 | 3-11 | .273 | 0-3 | .000 | 6-9 | .667 | 0-10-10 | 4 | 10 | 1 | 1 | 1 | 12 |
| *vs. Chaminade (11.20) | 34:53 | 8-14 | .571 | 1-5 | .200 | 5-7 | .714 | 1-10-11 | 0 | 10 | 4 | 2 | 3 | 22 |
| *vs. Marquette (11.21) | 37:02 | 9-14 | .643 | 2-4 | .500 | 4-6 | .667 | 3-5-8 | 2 | 3 | 6 | 1 | 1 | 24 |
| *vs. Tennessee (11.22) | 34:22 | 6-13 | .462 | 0-1 | .000 | 2-3 | .667 | 1-5-6 | 3 | 3 | 7 | 0 | 0 | 14 |
| *EASTERN ILLINOIS (11.28) | 36:51 | 8-18 | .444 | 0-2 | .000 | 2-3 | .667 | 0-3-3 | 1 | 5 | 0 | 1 | 1 | 18 |
| *UCONN (12.1) | 35:52 | 6-10 | .600 | 3-4 | .750 | 6-6 | 1.000 | 0-5-5 | 4 | 1 | 1 | 0 | 1 | 21 |
| *KANSAS CITY (12.5) | 34:26 | 9-13 | .692 | 2-2 | 1.000 | 5-5 | 1.000 | 0-6-6 | 0 | 5 | 2 | 1 | 2 | 25 |
| *MISSOURI (12.9) | 38:51 | 4-15 | .267 | 1-4 | .250 | 8-9 | .889 | 3-6-9 | 1 | 4 | 3 | 0 | 3 | 17 |
| *at Indiana (12.18) | 37:15 | 3-11 | .273 | 2-5 | .400 | 13-16 | .813 | 0-6-6 | 4 | 4 | 2 | 1 | 3 | 21 |
| *YALE (12.22) | 37:31 | 11-18 | .611 | 4-7 | .571 | 8-8 | 1.000 | 2-4-6 | 2 | 4 | 1 | 1 | 2 | 34 |
| *vs. Wichita State (12.30) | 31:53 | 5-14 | .357 | 0-4 | .000 | 10-10 | 1.000 | 0-7-7 | 1 | 2 | 1 | 0 | 2 | 20 |
| *TCU (1.6) | 37:42 | 6-16 | .375 | 1-5 | .200 | 3-5 | .600 | 0-5-5 | 3 | 3 | 3 | 0 | 1 | 16 |
| *at UCF (1.10) | 37:08 | 5-10 | .500 | 3-5 | .600 | 3-4 | .750 | 1-5-6 | 2 | 5 | 5 | 0 | 1 | 16 |
| *OKLAHOMA (1.13) | 38:37 | 5-12 | .417 | 1-5 | .200 | 10-11 | .909 | 0-4-4 | 2 | 4 | 1 | 0 | 1 | 21 |
| *at Oklahoma State (1.16) | 35:12 | 7-14 | .500 | 1-4 | .250 | 3-3 | 1.000 | 1-5-6 | 1 | 8 | 3 | 0 | 1 | 18 |
| *at West Virginia (1.20) | 32:20 | 10-14 | .714 | 2-4 | .500 | 2-3 | .667 | 0-4-4 | 3 | 5 | 1 | 0 | 0 | 24 |
| *CINCINNATI (1.22) | 35:24 | 5-17 | .294 | 2-6 | .333 | 8-12 | .667 | 1-4-5 | 1 | 5 | 1 | 0 | 3 | 20 |
| *at Iowa State (1.27) | 37:40 | 5-18 | .278 | 2-8 | .250 | 4-5 | .800 | 3-4-7 | 4 | 3 | 5 | 0 | 1 | 16 |
| OKLAHOMA STATE (1.30) | - | - | - | - | - | - | - | - | - | - | - | - | - | - |
| *HOUSTON (2.3) | 36:58 | 7-8 | .875 | 1-2 | .500 | 2-2 | 1.000 | 2-5-7 | 1 | 3 | 5 | 0 | 1 | 17 |
| *at Kansas State (2.5) | 43:28 | 6-18 | .333 | 2-5 | .400 | 1-5 | .200 | 0-6-6 | 1 | 6 | 2 | 0 | 4 | 15 |
| BAYLOR (2.10) | - | - | - | - | - | - | - | - | - | - | - | - | - | - |
| at Texas Tech (2.12) | - | - | - | - | - | - | - | - | - | - | - | - | - | - |
| *at Oklahoma (2.17) | 35:00 | 4-14 | .286 | 2-8 | .250 | 0-2 | .000 | 0-8-8 | 4 | 0 | 3 | 0 | 0 | 10 |
| TEXAS (2.24) | - | - | - | - | - | - | - | - | - | - | - | - | - | - |
| BYU (2.27) | - | - | - | - | - | - | - | - | - | - | - | - | - | - |
| at Baylor (3.2) | - | - | - | - | - | - | - | - | - | - | - | - | - | - |
| KANSAS STATE (3.5) | - | - | - | - | - | - | - | - | - | - | - | - | - | - |
| at Houston (3.9) | - | - | - | - | - | - | - | - | - | - | - | - | - | - |

* Starter

CAREER STATS

| SEASON | GP-GS | MIN/AVG | FG-FGA | PCT | 3FG-3FGA | PCT | FT-FTA | PCT | O-D-T | AVG | PF-FO | AST | TO | BLK | STL | PTS | AVG |
|--------------|----------------|------------------|-----------------|-------------|----------------|-------------|----------------|-------------|--------------------|------------|--------------|------------|------------|-----------|------------|-------------|-------------|
| 2019-20* | 29-6 | 537/18.5 | 65-127 | .512 | 8-28 | .286 | 37-51 | .725 | 30-63-93 | 3.2 | 62-1 | 21 | 37 | 9 | 35 | 175 | 6.0 |
| 2020-21* | 20-19 | 608/30.4 | 72-173 | .416 | 13-46 | .283 | 50-71 | .704 | 30-95-125 | 6.3 | 60-0 | 41 | 30 | 16 | 34 | 207 | 10.4 |
| 2021-22* | 29-24 | 864/29.8 | 100-249 | .402 | 28-90 | .311 | 66-91 | .725 | 26-107-133 | 4.6 | 78-2 | 89 | 57 | 7 | 41 | 294 | 10.1 |
| 2022-23 | 34-33 | 1042/30.6 | 123-277 | .444 | 29-98 | .296 | 89-117 | .761 | 41-197-238 | 7.0 | 101-4 | 80 | 72 | 25 | 68 | 364 | 10.7 |
| 2023-24 | 23-23 | 813/35.3 | 145-313 | .463 | 37-105 | .352 | 111-140 | .793 | 18-130-148 | 6.4 | 45-0 | 102 | 61 | 9 | 34 | 438 | 19.0 |
| TOTAL | 135-105 | 3863/28.6 | 505-1139 | .443 | 115-367 | .313 | 353-470 | .751 | 145-592-737 | 5.5 | 346-7 | 333 | 257 | 66 | 212 | 1478 | 10.9 |

*AT TEXAS TECH



MICHAEL JANKOVICH (JANG-koh-vitch)

GR-Senior • G • 6-4 • 190 • Dallas, Texas • Jesuit College Prep / Northfield Mount Herman (Mass.) • Twitter: @michael_jank • IG: @mjankovich

- An invited walk-on who has played in 41 games while at Kansas, including seven in 2023-24
- His 13 games played in 2022-23 were his most for a season
- Played in 10 contests during Kansas' 2022 NCAA National Championship seasons
- Two-time Academic All-Big 12 selection in 2022 and 2023
- Has solid range from beyond the arc
- Son of former SMU head coach Tim Jankovich, who spent five seasons as an assistant coach on Bill Self's staffs at Illinois and Kansas
- Lived in Lawrence from ages 4-8 while his father was on the KU staff
- Graduated in May 2023 with a finance degree.

CAREER HONORS

Academic All-Big 12 First Team [2023]
Academic All-Big 12 Second Team [2022]

MISCELLANEOUS

| | FR | SO | JR | SR | GR-SR | CAREER |
|---------------------|----|----|----|----|-------|--------|
| 5+ Minutes | 1 | - | - | - | 2 | 3 |
| 4+ Points | 2 | - | - | - | 2 | 4 |
| 3+ Rebounds | - | - | - | - | - | - |
| 2+ Assists | - | - | - | - | - | - |
| 2+ 3PT Field Goals | - | - | - | - | 1 | 1 |
| 2+ Steals | - | - | - | - | - | - |
| 2+ Blocks | - | - | - | - | - | - |
| Led Team in Pts. | - | - | - | - | - | - |
| Led Team in Rebs. | - | - | - | - | - | - |
| Led Team in Assists | - | - | - | - | - | - |
| Led Team in Blocks | - | - | - | - | - | - |
| Led Team in Steals | - | - | - | - | - | - |

JANKOVICH CAREER HIGHS

| | | |
|---------------------|---|--|
| Points | 6 | vs. Manhattan College (11.10.23) |
| Field Goals | 2 | vs. Manhattan College (11.10.23) vs. North Carolina Central (11.6.23) |
| Field Goal Att. | 3 | vs. North Carolina Central (11.6.23) vs. Monmouth (11.15.19) |
| 3PT Field Goals | 2 | vs. Manhattan College (11.10.23) |
| 3PT Field Goal Att. | 3 | vs. Monmouth (11.15.19) |
| Free Throws | 2 | vs. Monmouth (11.15.19) |
| Free Throw Att. | 2 | vs. Kansas State (1.21.20) vs. Monmouth (11.15.19) |
| Rebounds | 1 | 4x, last vs. N.C. Central (11.6.23) |
| Assists | 1 | vs. Chaminade (11.25.19) |
| Blocks | 1 | vs. Howard (3.16.23) |
| Steals | 1 | 3x, last at Oklahoma (2.11.23) |
| Minutes | 8 | vs. North Carolina Central (11.6.23) |

2023-24 GAME-BY-GAME

| OPPONENT (Date) | MP | FG-A | PCT | 3PT-A | PCT | FT-A | PCT | O-D-T | PF | A | TO | BLK | ST | TP |
|-------------------------------|-------|------|-------|-------|-------|------|-----|-------|----|---|----|-----|----|----|
| NORTH CAROLINA CENTRAL (11.6) | 08:09 | 2-3 | .667 | 1-2 | .500 | 0-0 | --- | 0-1-1 | 0 | 0 | 1 | 0 | 0 | 5 |
| MANHATTAN COLLEGE (11.10) | 07:31 | 2-2 | 1.000 | 2-2 | 1.000 | 0-0 | --- | 0-0-0 | 0 | 0 | 0 | 0 | 0 | 6 |
| vs. Kentucky (11.14) | - | - | - | - | - | - | - | - | - | - | - | - | - | - |
| vs. Chaminade (11.20) | - | - | - | - | - | - | - | - | - | - | - | - | - | - |
| vs. Marquette (11.21) | - | - | - | - | - | - | - | - | - | - | - | - | - | - |
| vs. Tennessee (11.22) | - | - | - | - | - | - | - | - | - | - | - | - | - | - |
| EASTERN ILLINOIS (11.28) | - | - | - | - | - | - | - | - | - | - | - | - | - | - |
| UCONN (12.1) | - | - | - | - | - | - | - | - | - | - | - | - | - | - |
| KANSAS CITY (12.5) | - | - | - | - | - | - | - | - | - | - | - | - | - | - |
| MISSOURI (12.9) | - | - | - | - | - | - | - | - | - | - | - | - | - | - |
| at Indiana (12.18) | - | - | - | - | - | - | - | - | - | - | - | - | - | - |
| YALE (12.22) | - | - | - | - | - | - | - | - | - | - | - | - | - | - |
| vs. Wichita State (12.30) | 01:18 | 0-1 | .000 | 0-1 | .000 | 0-0 | --- | 2-0-2 | 0 | 0 | 0 | 0 | 0 | 0 |
| TCU (1.6) | - | - | - | - | - | - | - | - | - | - | - | - | - | - |
| at UCF (1.10) | - | - | - | - | - | - | - | - | - | - | - | - | - | - |
| OKLAHOMA (1.13) | - | - | - | - | - | - | - | - | - | - | - | - | - | - |
| at Oklahoma State (1.16) | 02:26 | 1-2 | .500 | 1-2 | .500 | 0-0 | --- | 0-0-0 | 0 | 0 | 0 | 0 | 0 | 3 |
| at West Virginia (1.20) | - | - | - | - | - | - | - | - | - | - | - | - | - | - |
| CINCINNATI (1.22) | - | - | - | - | - | - | - | - | - | - | - | - | - | - |
| at Iowa State (1.27) | - | - | - | - | - | - | - | - | - | - | - | - | - | - |
| OKLAHOMA STATE (1.30) | 04:22 | 1-1 | 1.000 | 1-1 | 1.000 | 0-0 | --- | 0-0-0 | 0 | 0 | 0 | 0 | 0 | 3 |
| HOUSTON (2.3) | - | - | - | - | - | - | - | - | - | - | - | - | - | - |
| at Kansas State (2.5) | 00:06 | 0-0 | --- | 0-0 | --- | 0-0 | --- | 0-0-0 | 0 | 0 | 0 | 0 | 0 | 0 |
| BAYLOR (2.10) | - | - | - | - | - | - | - | - | - | - | - | - | - | - |
| at Texas Tech (2.12) | 02:40 | 0-1 | .000 | 0-1 | .000 | 0-0 | --- | 0-0-0 | 1 | 0 | 0 | 0 | 0 | 0 |
| at Oklahoma (2.17) | - | - | - | - | - | - | - | - | - | - | - | - | - | - |
| TEXAS (2.24) | - | - | - | - | - | - | - | - | - | - | - | - | - | - |
| BYU (2.27) | - | - | - | - | - | - | - | - | - | - | - | - | - | - |
| at Baylor (3.2) | - | - | - | - | - | - | - | - | - | - | - | - | - | - |
| KANSAS STATE (3.5) | - | - | - | - | - | - | - | - | - | - | - | - | - | - |
| at Houston (3.9) | - | - | - | - | - | - | - | - | - | - | - | - | - | - |

* Starter

CAREER STATS

| SEASON | GP-GS | MIN/AVG | FG-FGA | PCT | 3FG-3FGA | PCT | FT-FTA | PCT | O-D-T | AVG | PF-FO | AST | TO | BLK | STL | PTS | AVG |
|--------------|-------------|---------------|--------------|-------------|--------------|-------------|------------|-------------|--------------|------------|------------|----------|----------|----------|----------|-----------|------------|
| 2019-20 | 10-0 | 27/2.7 | 3-7 | .429 | 3-7 | .429 | 3-4 | .750 | 1-0-1 | 0.1 | 2-0 | 1 | 3 | 0 | 1 | 12 | 1.2 |
| 2020-21 | 1-0 | 3/3.0 | 0-1 | .000 | 0-1 | .000 | 0-0 | --- | 0-0-0 | 0.0 | 1-0 | 0 | 0 | 0 | 1 | 0 | 0.0 |
| 2021-22 | 10-0 | 16/1.6 | 2-7 | .286 | 2-7 | .286 | 0-0 | --- | 1-1-2 | 0.2 | 3-0 | 0 | 0 | 0 | 0 | 6 | 0.6 |
| 2022-23 | 13-0 | 23/1.7 | 5-8 | .625 | 4-7 | .571 | 0-0 | --- | 0-0-0 | 0.0 | 1-0 | 0 | 0 | 1 | 1 | 14 | 1.1 |
| 2023-24 | 7-0 | 25/3.6 | 6-10 | .600 | 5-9 | .556 | 0-0 | --- | 2-1-3 | 0.4 | 1-0 | 0 | 1 | 0 | 0 | 17 | 2.4 |
| TOTAL | 41-0 | 90/2.2 | 16-33 | .485 | 14-31 | .452 | 3-4 | .750 | 4-2-6 | 0.1 | 8-0 | 1 | 4 | 1 | 3 | 49 | 1.2 |

DILLON WILHITE

RS-Sophomore • F • 6-9 • 240 • San Diego, Calif. • Cathedral Catholic HS • Twitter: @dillonwhilite • IG: @dillon.wilHITE

- Had played in 10 games while at Kansas, including five this season.
- Made his collegiate debut against North Dakota State (11/10/22).
- Was a redshirt on Kansas' 2022 NCAA National Championship team
- Played in five games in 2022-23
- Played two sports – basketball and volleyball – in high school
- Comes from an athletic family as his sisters play volleyball at Georgetown, his father, who grew up in Lawrence, played golf at TCU and he has three cousins who played college football and an aunt who played college golf.



MISCELLANEOUS

| | FR | SO | CAREER |
|---------------------|----|----|--------|
| 5+ Minutes | - | 1 | 1 |
| 3+ Points | - | 1 | 1 |
| 5+ Rebounds | - | - | - |
| 2+ Assists | - | - | - |
| 1+ Steals | - | - | - |
| 1+ Blocks | - | - | - |
| Led Team in Pts. | - | - | - |
| Led Team in Rebs. | - | - | - |
| Led Team in Assists | - | - | - |
| Led Team in Blocks | - | - | - |
| Led Team in Steals | - | - | - |

WILHITE CAREER HIGHS

| | | |
|---------------------|---|---|
| Points | 3 | vs. Manhattan College (11.10.23) |
| Field Goals | 1 | vs. Manhattan College (11.10.23) |
| Field Goal Att. | 2 | vs. Manhattan College (11.10.23) |
| 3PT Field Goals | - | - |
| 3PT Field Goal Att. | - | - |
| Free Throws | 1 | vs. Manhattan College (11.10.23) |
| Free Throw Att. | 2 | vs. Manhattan College (11.10.23) |
| Rebounds | 1 | 3x, last vs. Manhattan College (11.10.23) |
| Assists | - | - |
| Blocks | - | - |
| Steals | - | - |
| Minutes | 5 | vs. Manhattan College (11.10.23) |

2023-24 GAME-BY-GAME

| OPPONENT (Date) | MP | FG-A | PCT | 3PT-A | PCT | FT-A | PCT | O-D-T | PF | A | TO | BLK | ST | TP |
|-------------------------------|-------|------|------|-------|-----|------|------|-------|----|---|----|-----|----|----|
| NORTH CAROLINA CENTRAL (11.6) | 04:54 | 0-1 | .000 | 0-0 | --- | 0-2 | .000 | 0-1-1 | 2 | 0 | 1 | 0 | 0 | 0 |
| MANHATTAN COLLEGE (11.10) | 02:31 | 1-2 | .500 | 0-0 | --- | 1-2 | .500 | 1-0-1 | 1 | 0 | 1 | 0 | 0 | 3 |
| vs. Kentucky (11.14) | - | - | - | - | - | - | - | - | - | - | - | - | - | - |
| vs. Chamaine (11.20) | - | - | - | - | - | - | - | - | - | - | - | - | - | - |
| vs. Marquette (11.21) | - | - | - | - | - | - | - | - | - | - | - | - | - | - |
| vs. Tennessee (11.22) | - | - | - | - | - | - | - | - | - | - | - | - | - | - |
| EASTERN ILLINOIS (11.28) | - | - | - | - | - | - | - | - | - | - | - | - | - | - |
| UCONN (12.1) | - | - | - | - | - | - | - | - | - | - | - | - | - | - |
| KANSAS CITY (12.5) | - | - | - | - | - | - | - | - | - | - | - | - | - | - |
| MISSOURI (12.9) | - | - | - | - | - | - | - | - | - | - | - | - | - | - |
| at Indiana (12.18) | - | - | - | - | - | - | - | - | - | - | - | - | - | - |
| YALE (12.22) | - | - | - | - | - | - | - | - | - | - | - | - | - | - |
| vs. Wichita State (12.30) | 01:18 | 0-0 | --- | 0-0 | --- | 0-0 | --- | 0-0-0 | 0 | 0 | 1 | 0 | 0 | 0 |
| TCU (1.6) | - | - | - | - | - | - | - | - | - | - | - | - | - | - |
| at UCF (1.10) | - | - | - | - | - | - | - | - | - | - | - | - | - | - |
| OKLAHOMA (1.13) | - | - | - | - | - | - | - | - | - | - | - | - | - | - |
| at Oklahoma State (1.16) | - | - | - | - | - | - | - | - | - | - | - | - | - | - |
| at West Virginia (1.20) | - | - | - | - | - | - | - | - | - | - | - | - | - | - |
| CINCINNATI (1.22) | - | - | - | - | - | - | - | - | - | - | - | - | - | - |
| at Iowa State (1.27) | - | - | - | - | - | - | - | - | - | - | - | - | - | - |
| OKLAHOMA STATE (1.30) | 02:12 | 0-0 | --- | 0-0 | --- | 0-0 | --- | 0-0-0 | 0 | 0 | 0 | 0 | 0 | 0 |
| HOUSTON (2.3) | - | - | - | - | - | - | - | - | - | - | - | - | - | - |
| at Kansas State (2.5) | - | - | - | - | - | - | - | - | - | - | - | - | - | - |
| BAYLOR (2.10) | - | - | - | - | - | - | - | - | - | - | - | - | - | - |
| at Texas Tech (2.12) | 01:16 | 0-0 | --- | 0-0 | --- | 0-0 | --- | 0-0-0 | 0 | 0 | 0 | 0 | 0 | 0 |
| at Oklahoma (2.17) | - | - | - | - | - | - | - | - | - | - | - | - | - | - |
| TEXAS (2.24) | - | - | - | - | - | - | - | - | - | - | - | - | - | - |
| BYU (2.27) | - | - | - | - | - | - | - | - | - | - | - | - | - | - |
| at Baylor (3.2) | - | - | - | - | - | - | - | - | - | - | - | - | - | - |
| KANSAS STATE (3.5) | - | - | - | - | - | - | - | - | - | - | - | - | - | - |
| at Houston (3.9) | - | - | - | - | - | - | - | - | - | - | - | - | - | - |

^ Starter

CAREER STATS

| SEASON | GP-GS | MIN/AVG | FG-FGA | PCT | 3FG-3FGA | PCT | FT-FTA | PCT | O-D-T | AVG | PF-FO | AST | TO | BLK | STL | PTS | AVG |
|--------------|-------------|---------------|------------|-------------|------------|------------|------------|-------------|--------------|------------|------------|----------|----------|----------|----------|----------|------------|
| 2022-23 | 5-0 | 6/1.2 | 0-0 | --- | 0-0 | --- | 0-0 | --- | 0-1-1 | 0.1 | 3-0 | 0 | 1 | 0 | 0 | 0 | 0.0 |
| 2023-24 | 5-0 | 12/2.4 | 1-3 | .333 | 0-0 | --- | 1-4 | .250 | 1-1-2 | 0.4 | 1-0 | 0 | 3 | 0 | 0 | 3 | 0.6 |
| TOTAL | 10-0 | 18/1.8 | 1-3 | .333 | 0-0 | --- | 1-4 | .250 | 1-2-3 | 0.3 | 4-0 | 0 | 4 | 0 | 0 | 3 | 0.3 |



PARKER BRAUN (BROWN)

GR-Senior • F • 6-10 • 235 • Burlington, Kan. • Blue Valley Northwest HS • IG: @parkerlouisbraun

- Graduate transfer from Santa Clara who will be playing his sixth season of college basketball in 2023-24
- Began his career at Missouri, where he was a redshirt in 2018-19, and played two seasons before transferring to Santa Clara the past two seasons
- Came to Kansas with 109 games played and 65 starts, 570 points, 420 rebounds, 102 blocked shots and 39 steals for his career
- Comes from a basketball family, most notably his father (Donny) and brother (Christian) both played at Kansas
- Brother Christian was a member of Kansas' 2022 NCAA National Championship team and is a current member of the 2023 NBA Champion Denver Nuggets.
- Attended Blue Valley Northwest High School in Overland Park, Kansas. Helped the Huskies capture the 2018 6A state championship.
- Played AAU basketball for MoKan Elite with his brother Christian and current teammate Dajuan Harris Jr.
- Graduated from Santa Clara with a communications degree in May 2023

CAREER HONORS

SEC Academic Honor Roll [2020]

MISCELLANEOUS

| | FR | SO | JR | SR | GR-SR | CAREER |
|---------------------|----|----|----|----|-------|--------|
| 10+ Points | - | - | 6 | 11 | 2 | 19 |
| 20+ Points | - | - | - | - | - | - |
| 5+ Rebounds | 1 | 1 | 13 | 20 | 3 | 38 |
| 10+ Rebounds | - | - | 3 | 2 | - | 5 |
| 2+ 3PT Field Goals | - | - | 3 | 3 | - | 6 |
| 2+ Steals | - | - | 5 | 1 | 1 | 7 |
| 2+ Blocks | 2 | 4 | 11 | 9 | 5 | 31 |
| Led Team in Pts. | - | - | - | - | - | - |
| Led Team in Rebs. | - | - | - | - | - | - |
| Led Team in Assists | - | - | - | - | - | - |
| Led Team in Blocks | - | - | - | - | 7 | 7 |
| Led Team in Steals | - | - | - | - | 1 | 1 |

BRAUN CAREER HIGHS

| | | |
|---------------------|----|--|
| Points | 19 | vs. Nevada (11.16.21) |
| Field Goals | 9 | vs. Nevada (11.16.21) |
| Field Goal Att. | 12 | vs. Wyoming (11.30.22) vs. Mount St. Mary's (12.7.21) |
| 3PT Field Goals | 2 | 6x, last vs. Portland St. (12.13.22) |
| 3PT Field Goal Att. | 4 | 4x, last vs. San Francisco (3.4.23) |
| Free Throws | 5 | vs. Iona (11.26.22) |
| Free Throw Att. | 6 | vs. UC Irvine (12.15.22) vs. Iona (11.26.22) |
| Rebounds | 12 | at Pacific (1.14.23) vs. Louisiana Tech (12.4.21) |
| Assists | 5 | 4x, last vs. Iona (11.26.22) |
| Blocks | 5 | vs. Montana (12.19.21) |
| Steals | 3 | vs. BYU (1.27.22) vs. Gonzaga (1.15.22) |
| Minutes | 40 | vs. San Francisco (3.4.23) |

2023-24 GAME-BY-GAME

| OPPONENT (Date) | MP | FG-A | PCT | 3PT-A | PCT | FT-A | PCT | O-D-T | PF | A | TO | BLK | ST | TP |
|-------------------------------|-------|------|-------|-------|-------|------|-------|-------|----|---|----|-----|----|----|
| NORTH CAROLINA CENTRAL (11.6) | 20:37 | 5-6 | .833 | 0-1 | .000 | 0-0 | --- | 0-5-5 | 1 | 3 | 1 | 1 | 0 | 10 |
| MANHATTAN COLLEGE (11.10) | 17:04 | 4-4 | 1.000 | 1-1 | 1.000 | 1-2 | .500 | 1-4-5 | 2 | 2 | 2 | 3 | 0 | 10 |
| vs. Kentucky (11.14) | 08:17 | 1-3 | .333 | 0-0 | --- | 0-0 | --- | 0-2-2 | 0 | 0 | 1 | 1 | 0 | 2 |
| vs. Chaminade (11.20) | 09:46 | 0-1 | .000 | 0-1 | .000 | 0-0 | --- | 1-3-4 | 2 | 0 | 1 | 0 | 1 | 0 |
| vs. Marquette (11.21) | 07:24 | 1-1 | 1.000 | 0-0 | --- | 0-0 | --- | 0-1-1 | 1 | 0 | 0 | 0 | 0 | 2 |
| vs. Tennessee (11.22) | 09:14 | 1-1 | 1.000 | 0-0 | --- | 0-0 | --- | 0-2-2 | 0 | 1 | 0 | 1 | 2 | 2 |
| EASTERN ILLINOIS (11.28) | 05:10 | 0-0 | --- | 0-0 | --- | 0-0 | --- | 0-0-0 | 0 | 0 | 0 | 2 | 0 | 0 |
| UCONN (12.1) | 02:28 | 0-0 | --- | 0-0 | --- | 0-0 | --- | 0-0-0 | 0 | 0 | 0 | 0 | 0 | 0 |
| KANSAS CITY (12.5) | 09:44 | 2-3 | .667 | 0-0 | --- | 1-2 | .500 | 1-2-3 | 1 | 0 | 0 | 0 | 0 | 5 |
| MISSOURI (12.9) | 04:59 | 2-2 | 1.000 | 0-0 | --- | 0-0 | --- | 0-0-0 | 1 | 0 | 0 | 2 | 0 | 4 |
| at Indiana (12.18) | 02:01 | 1-1 | 1.000 | 0-0 | --- | 0-0 | --- | 0-0-0 | 1 | 0 | 0 | 0 | 0 | 2 |
| YALE (12.22) | 04:31 | 1-1 | 1.000 | 0-0 | --- | 0-0 | --- | 0-1-1 | 0 | 0 | 0 | 0 | 0 | 2 |
| vs. Wichita State (12.30) | 09:35 | 2-3 | .667 | 0-1 | .000 | 0-0 | --- | 0-0-0 | 4 | 0 | 0 | 1 | 0 | 4 |
| TCU (1.6) | 05:05 | 0-0 | --- | 0-0 | --- | 0-0 | --- | 0-0-0 | 0 | 1 | 1 | 1 | 0 | 0 |
| at UCF (1.10) | 08:43 | 1-2 | .500 | 1-1 | 1.000 | 0-0 | --- | 0-3-3 | 1 | 0 | 0 | 1 | 1 | 3 |
| OKLAHOMA (1.13) | 07:11 | 1-1 | 1.000 | 0-0 | --- | 0-0 | --- | 0-1-1 | 1 | 0 | 0 | 0 | 0 | 2 |
| at Oklahoma State (1.16) | 09:48 | 0-1 | .000 | 0-0 | --- | 2-2 | 1.000 | 0-3-3 | 4 | 0 | 0 | 2 | 0 | 2 |
| at West Virginia (1.20) | 04:02 | 0-0 | --- | 0-0 | --- | 0-0 | --- | 0-0-0 | 1 | 0 | 0 | 0 | 0 | 0 |
| CINCINNATI (1.22) | 09:52 | 0-1 | .000 | 0-0 | --- | 0-0 | --- | 0-1-1 | 1 | 1 | 0 | 0 | 1 | 0 |
| at Iowa State (1.27) | 04:56 | 1-1 | 1.000 | 0-0 | --- | 0-0 | --- | 1-0-1 | 1 | 0 | 0 | 0 | 0 | 2 |
| OKLAHOMA STATE (1.30) | 10:16 | 0-1 | .000 | 0-1 | .000 | 0-0 | --- | 1-5-6 | 1 | 1 | 3 | 0 | 1 | 0 |
| HOUSTON (2.3) | 08:14 | 1-2 | .500 | 1-1 | 1.000 | 2-2 | 1.000 | 1-2-3 | 0 | 1 | 0 | 0 | 0 | 5 |
| at Kansas State (2.5) | 10:17 | 0-0 | --- | 0-0 | --- | 0-0 | --- | 0-4-4 | 1 | 0 | 2 | 0 | 0 | 0 |
| BAYLOR (2.10) | 07:58 | 1-2 | .500 | 0-1 | .000 | 0-0 | --- | 0-1-1 | 2 | 0 | 0 | 0 | 0 | 2 |
| at Texas Tech (2.12) | 05:32 | 0-0 | --- | 0-0 | --- | 0-0 | --- | 0-0-0 | 1 | 0 | 0 | 1 | 0 | 0 |
| at Oklahoma (2.17) | 03:34 | 0-1 | .000 | 0-0 | .000 | 0-0 | --- | 0-1-1 | 0 | 0 | 0 | 0 | 0 | 0 |
| TEXAS (2.24) | 06:44 | 1-2 | .500 | 0-0 | .000 | 0-1 | .000 | 0-0-0 | 0 | 0 | 1 | 2 | 0 | 2 |
| BYU (2.27) | | | | | | | | | | | | | | |
| at Baylor (3.2) | | | | | | | | | | | | | | |
| KANSAS STATE (3.5) | | | | | | | | | | | | | | |
| at Houston (3.9) | | | | | | | | | | | | | | |

^ Starter

CAREER STATS

| SEASON | GP-GS | MIN/AVG | FG-FGA | PCT | 3FG-3FGA | PCT | FT-FTA | PCT | O-D-T | AVG | PF-FO | AST | TO | BLK | STL | PTS | AVG |
|--------------|---------------|------------------|----------------|-------------|---------------|-------------|---------------|-------------|--------------------|------------|--------------|------------|------------|------------|-----------|------------|------------|
| 2019-20* | 24-0 | 142/5.9 | 15-20 | .750 | 0-1 | .000 | 3-8 | .375 | 7-17-24 | 1.0 | 20-0 | 6 | 8 | 13 | 4 | 33 | 1.4 |
| 2020-21* | 20-0 | 185/9.3 | 20-33 | .606 | 4-10 | .400 | 11-18 | .611 | 10-20-30 | 1.5 | 11-0 | 7 | 4 | 14 | 1 | 55 | 2.8 |
| 2021-22* | 33-32 | 964/29.2 | 101-180 | .561 | 13-38 | .351 | 14-29 | .483 | 47-128-175 | 5.3 | 56-0 | 54 | 50 | 42 | 19 | 229 | 6.9 |
| 2022-23* | 33-33 | 967/29.3 | 109-197 | .553 | 14-57 | .246 | 21-45 | .467 | 56-135-191 | 5.8 | 73-2 | 66 | 77 | 33 | 15 | 253 | 7.7 |
| 2023-24 | 27-0 | 211/7.8 | 26-40 | .650 | 3-8 | .375 | 6-9 | .667 | 6-41-47 | 1.7 | 27-0 | 9 | 12 | 18 | 6 | 61 | 2.3 |
| TOTAL | 137-65 | 2466/18.0 | 271-470 | .577 | 34-114 | .298 | 55-109 | .505 | 126-341-467 | 3.4 | 192-2 | 142 | 151 | 120 | 45 | 631 | 4.6 |

*AT MISSOURI; ^AT SANTA CLARA

KJ ADAMS JR.

Junior • F • 6-7 • 235 • Austin, Texas • Westlake HS • Twitter: @kj_atx • IG: @kjadams

- 2022-23 Big 12 Most Improved Player and All-Big 12 Honorable Mention
- Started every game in 2022-23
- Had a solid freshman season where he played in 37 games with one start in Kansas' 2022 NCAA National Championship season.
- Was named to the 2022 Big 12 All-Freshman Team by the conference coaches
- A solid defender used in lock down situations, including the final 4.3 second of the NCAA title game against North Carolina
- Had a solid prep career at Westlake High School going 63-4 in his final two seasons
- Parents (football and basketball) and sister (volleyball) all played NCAA Division I sports
- Played club lacrosse growing up



CAREER HONORS

- Academic All-Big 12 First Team [2023]
- Big 12 Most Improved Player [2023]
- All Big 12 Honorable Mention [2023]
- Big 12 Player of the Week (1.16.2023)
- Big 12 All-Freshman Team [2022]

MISCELLANEOUS

| | FR. | SO. | JR. | CAREER |
|---------------------|-----|-----|-----|--------|
| Double-Doubles | - | - | 2 | 2 |
| 10+ Points | - | 20 | 21 | 41 |
| 20+ Points | - | 1 | - | 1 |
| 5+ Rebounds | - | 15 | 10 | 25 |
| 10+ Rebounds | - | - | 3 | 3 |
| 2+ Assists | 1 | 21 | 25 | 47 |
| 2+ 3PT Field Goals | - | - | - | - |
| 2+ Steals | - | 7 | 9 | 16 |
| 2+ Blocks | 2 | 6 | 3 | 11 |
| Led Team in Pts. | - | 1 | 2 | 3 |
| Led Team in Rebs. | - | 3 | 2 | 5 |
| Led Team in Assists | - | 2 | 3 | 5 |
| Led Team in Blocks | - | 14 | 4 | 18 |
| Led Team in Steals | 1 | 3 | 5 | 9 |

ADAMS CAREER HIGHS

| | | |
|---------------------|----|-----------------------------------|
| Points | 22 | vs. Oklahoma (1.10.23) |
| Field Goals | 9 | at Missouri (12.10.23) |
| Field Goal Att. | 14 | vs. Oklahoma (1.13.24) |
| 3PT Field Goals | - | |
| 3PT Field Goal Att. | 1 | 7x, last at Texas Tech (2.12.24) |
| Free Throws | 7 | 2x, last at Iowa State (1.27.24) |
| Free Throw Att. | 10 | 3x, last at Iowa State (1.27.24) |
| Rebounds | 11 | vs. Wichita State (12.30.23) |
| Assists | 7 | vs. Houston (2.3.24) |
| Blocks | 3 | vs. Southern Utah (11.18.22) |
| Steals | 4 | 3x, last at Kansas State (2.5.24) |
| Minutes | 43 | at Kansas State (2.5.24) |

2023-24 GAME-BY-GAME

| OPPONENT (Date) | MP | FG-A | PCT | 3PT-A | PCT | FT-A | PCT | O-D-T | PF | A | TO | BLK | ST | TP |
|--------------------------------|-------|------|-------|-------|------|------|-------|--------|----|---|----|-----|----|----|
| *NORTH CAROLINA CENTRAL (11.6) | 22:49 | 6-8 | .750 | 0-0 | --- | 0-0 | --- | 0-5-5 | 1 | 2 | 1 | 0 | 1 | 12 |
| *MANHATTAN COLLEGE (11.10) | 20:47 | 7-8 | .875 | 0-0 | --- | 0-0 | --- | 3-2-5 | 1 | 1 | 2 | 2 | 1 | 14 |
| *vs. Kentucky (11.14) | 27:26 | 8-11 | .727 | 0-1 | .000 | 0-3 | .000 | 1-3-4 | 5 | 3 | 0 | 1 | 2 | 16 |
| vs. Chaminade (11.20) | 26:08 | 4-5 | .800 | 0-0 | --- | 0-2 | .000 | 0-1-1 | 2 | 4 | 1 | 0 | 1 | 8 |
| *vs. Marquette (11.21) | 32:38 | 1-4 | .250 | 0-0 | --- | 1-2 | .500 | 1-1-2 | 2 | 3 | 2 | 0 | 0 | 3 |
| *vs. Tennessee (11.22) | 33:08 | 6-9 | .667 | 0-0 | --- | 1-6 | .167 | 1-3-4 | 3 | 2 | 2 | 0 | 1 | 13 |
| *EASTERN ILLINOIS (11.28) | 31:50 | 4-4 | 1.000 | 0-0 | --- | 2-3 | .667 | 0-3-3 | 2 | 3 | 2 | 2 | 2 | 10 |
| *UCONN (12.1) | 38:30 | 6-10 | .600 | 0-0 | --- | 6-9 | .667 | 0-5-5 | 1 | 2 | 0 | 2 | 1 | 18 |
| *KANSAS CITY (12.5) | 32:55 | 6-9 | .667 | 0-0 | --- | 6-10 | .600 | 2-5-7 | 4 | 6 | 0 | 0 | 4 | 18 |
| *MISSOURI (12.9) | 37:12 | 7-13 | .538 | 0-0 | --- | 3-4 | .750 | 1-1-2 | 1 | 5 | 5 | 1 | 0 | 17 |
| *at Indiana (12.18) | 35:51 | 6-12 | .500 | 0-0 | --- | 2-3 | .667 | 4-0-4 | 3 | 3 | 3 | 1 | 1 | 14 |
| *YALE (12.22) | 35:59 | 2-8 | .250 | 0-0 | --- | 2-2 | 1.000 | 2-0-2 | 2 | 4 | 2 | 1 | 2 | 6 |
| *vs. Wichita State (12.30) | 31:37 | 4-8 | .500 | 0-0 | --- | 1-2 | .500 | 3-8-11 | 1 | 5 | 1 | 0 | 0 | 9 |
| *TCU (1.6) | 37:28 | 7-8 | .875 | 0-0 | --- | 4-5 | .800 | 6-4-10 | 3 | 1 | 2 | 0 | 2 | 18 |
| *at UCF (1.10) | 38:02 | 5-7 | .714 | 0-1 | .000 | 0-1 | .000 | 2-5-7 | 2 | 3 | 4 | 1 | 0 | 10 |
| *OKLAHOMA (1.13) | 40:00 | 5-14 | .357 | 0-0 | --- | 5-5 | 1.000 | 3-7-10 | 2 | 3 | 0 | 1 | 1 | 15 |
| *at Oklahoma State (1.16) | 34:18 | 8-10 | .800 | 0-0 | --- | 0-0 | --- | 1-3-4 | 3 | 5 | 2 | 1 | 0 | 16 |
| *at West Virginia (1.20) | 38:27 | 4-6 | .667 | 0-0 | --- | 3-5 | .600 | 1-3-4 | 2 | 3 | 2 | 0 | 0 | 11 |
| *CINCINNATI (1.22) | 34:40 | 5-8 | .625 | 0-0 | --- | 1-2 | .500 | 1-2-3 | 3 | 2 | 3 | 0 | 1 | 11 |
| *at Iowa State (1.27) | 26:59 | 3-6 | .500 | 0-0 | --- | 7-10 | .700 | 2-3-5 | 5 | 3 | 2 | 0 | 0 | 13 |
| *OKLAHOMA STATE (1.30) | 30:58 | 7-7 | 1.000 | 0-0 | --- | 2-2 | 1.000 | 0-2-2 | 2 | 6 | 2 | 1 | 2 | 16 |
| *HOUSTON (2.3) | 36:26 | 4-5 | .800 | 0-0 | --- | 2-4 | .500 | 0-4-4 | 2 | 7 | 4 | 1 | 1 | 10 |
| *at Kansas State (2.5) | 43:22 | 6-12 | .500 | 0-0 | --- | 1-1 | 1.000 | 0-2-2 | 5 | 4 | 1 | 0 | 4 | 13 |
| *BAYLOR (2.10) | 36:19 | 6-7 | .857 | 0-0 | --- | 1-2 | .500 | 1-3-4 | 2 | 2 | 1 | 0 | 3 | 13 |
| *at Texas Tech (2.12) | 36:21 | 1-10 | .100 | 0-1 | .000 | 3-4 | .750 | 1-2-3 | 1 | 3 | 0 | 0 | 0 | 5 |
| *at Oklahoma (2.17) | 32:42 | 3-6 | .500 | 0-0 | .000 | 3-6 | .500 | 2-2-4 | 2 | 2 | 2 | 0 | 2 | 9 |
| *TEXAS (2.24) | 32:22 | 8-12 | .667 | 0-0 | .000 | 0-1 | .000 | 3-5-8 | 0 | 2 | 4 | 0 | 0 | 16 |
| BYU (2.27) | | | | | | | | | | | | | | |
| at Baylor (3.2) | | | | | | | | | | | | | | |
| KANSAS STATE (3.5) | | | | | | | | | | | | | | |
| at Houston (3.9) | | | | | | | | | | | | | | |

* Starter

CAREER STATS

| SEASON | GP-GS | MIN/AVG | FG-FGA | PCT | 3FG-3FGA | PCT | FT-FTA | PCT | O-D-T | AVG | PF-FO | AST | TO | BLK | STL | PTS | AVG |
|--------------|---------------|------------------|----------------|-------------|------------|-------------|----------------|-------------|--------------------|------------|--------------|------------|------------|-----------|-----------|------------|------------|
| 2021-22 | 37-1 | 176/4.9 | 13-25 | .520 | 0-1 | .000 | 12-20 | .600 | 20-10-30 | 0.8 | 20-0 | 10 | 7 | 8 | 2 | 38 | 1.1 |
| 2022-23 | 36-36 | 985/27.3 | 156-251 | .620 | 0-3 | .000 | 68-112 | .610 | 74-82-156 | 4.3 | 106-3 | 70 | 55 | 29 | 27 | 380 | 10.6 |
| 2023-24 | 27-26 | 903/33.4 | 139-227 | .612 | 0-3 | .000 | 56-94 | .596 | 41-84-125 | 4.6 | 62-3 | 89 | 50 | 15 | 32 | 334 | 12.4 |
| TOTAL | 100-63 | 2059/20.6 | 308-503 | .612 | 0-7 | .000 | 136-226 | .602 | 135-176-311 | 3.1 | 188-6 | 169 | 112 | 52 | 61 | 752 | 7.5 |

NICOLAS TIMBERLAKE

GR-Senior • G • 6-4 • 195 • Braintree, Mass. • Kimball Union Academy • Twitter: @NickJTimberlake • IG: @ntimberlake25



- A transfer from Towson who entered the transfer portal following the 2022-23 season
- A two-time All-Colonial Athletics Association (CAA) First Team selection in 2022 and 2023
- Is Towson's all-time leader in three-point field goals made with 233 and three pointers attempted with 614
- Came to Kansas with career totals of 1,522 points (12.5 ppg), 470 rebounds (3.9 rpg), 193 assists (1.6) and 100 steals (2.5).
- Prior to Towson, Timberlake played the 2017-18 season at Kimball Union Academy prep school in New Hampshire
- Graduated from Braintree High School in 2017.
- Father, Jeff, played basketball at Boston University (1985-86 to 1988-89) and was inducted into the BU Athletics Hall of Fame in 1999
- Graduated from Towson with a bachelor's degree in sport management with a minor in business in May 2023

CAREER HONORS

- NABC All-District 10 First Team [2023]
- Colonial Athletic Association All-Tournament Team [2023]
- All-Colonial Athletic Association First Team [2023]
- All-Colonial Athletic Association First Team [2022]
- CAA Commissioner's Academic Honor Roll [2022]
- Las Vegas Invitational All-Tournament Team [2021]
- Colonial Athletic Association Sixth Man of the Year [2020]

MISCELLANEOUS

| | FR | RS-FR | SO | JR | SR | GR-SR | CAREER |
|---------------------|----|-------|----|----|----|-------|--------|
| 10+ Points | 3 | 6 | 12 | 21 | 15 | 5 | 62 |
| 20+ Points | - | - | 1 | 6 | 12 | - | 19 |
| 5+ Rebounds | 1 | 11 | 7 | 11 | 14 | 2 | 46 |
| 3+ Assists | 2 | 1 | 1 | 9 | 13 | - | 26 |
| 3+ 3PT Field Goals | 1 | 1 | 5 | 10 | 16 | 2 | 35 |
| 2+ Steals | 3 | 5 | 4 | 9 | 7 | 3 | 31 |
| 2+ Blocks | - | 1 | - | - | 1 | - | 2 |
| Led Team in Pts. | - | - | - | - | - | 1 | 1 |
| Led Team in Rebs. | - | - | - | - | - | - | - |
| Led Team in Assists | - | - | - | - | - | - | - |
| Led Team in Blocks | - | - | - | - | - | 1 | 1 |
| Led Team in Steals | - | - | - | - | - | 1 | 1 |

TIMBERLAKE CAREER HIGHS

| | | |
|---------------------|----|---|
| Points | 34 | at Col. of Charleston (2.23.23) |
| Field Goals | 12 | at Hofstra (2.2.23) |
| Field Goal Att. | 21 | at Hofstra (2.2.23) |
| 3PT Field Goals | 7 | 3x, last vs. Delaware (2.16.23) |
| 3PT Field Goal Att. | 12 | vs. Col. of Charleston (3.6.23) |
| Free Throws | 10 | at UNCW (2.25.23) |
| Free Throw Att. | 10 | at UNCW (2.25.23) |
| Rebounds | 11 | vs. LIU (12.2.21) |
| Assists | 7 | vs. William & Mary (2.10.22) |
| Blocks | 2 | at Pennsylvania (11.13.22) vs. Northeastern (3.8.20) |
| Steals | 4 | Albany (11.7.22) |
| Minutes | 43 | at Drexel (2.11.23) |

2023-24 GAME-BY-GAME

| OPPONENT (Date) | MP | FG-A | PCT | 3PT-A | PCT | FT-A | PCT | O-D-T | PF | A | TO | BLK | ST | TP |
|-------------------------------|-------|------|-------|-------|------|------|-------|-------|----|---|----|-----|----|----|
| NORTH CAROLINA CENTRAL (11.6) | 20:22 | 4-5 | .800 | 3-4 | .750 | 2-2 | 1.000 | 0-0-0 | 0 | 1 | 1 | 0 | 0 | 13 |
| MANHATTAN COLLEGE (11.10) | 18:46 | 1-4 | .250 | 0-3 | .000 | 0-0 | --- | 0-5-5 | 3 | 0 | 3 | 0 | 0 | 2 |
| vs. Kentucky (11.14) | 13:37 | 0-4 | .000 | 0-2 | .000 | 0-0 | --- | 0-2-2 | 2 | 0 | 0 | 0 | 0 | 0 |
| vs. Chaminade (11.20) | 11:00 | 1-5 | .200 | 0-3 | .000 | 0-0 | --- | 0-0-0 | 0 | 1 | 0 | 0 | 0 | 2 |
| vs. Marquette (11.21) | 11:49 | 1-5 | .200 | 1-3 | .333 | 2-4 | .500 | 0-2-2 | 0 | 0 | 0 | 0 | 1 | 5 |
| vs. Tennessee (11.22) | 03:05 | 1-1 | 1.000 | 0-0 | --- | 0-0 | --- | 0-0-0 | 0 | 0 | 1 | 0 | 0 | 2 |
| EASTERN ILLINOIS (11.28) | 11:26 | 2-4 | .500 | 1-2 | .500 | 0-0 | --- | 0-3-3 | 2 | 2 | 0 | 1 | 0 | 5 |
| UCONN (12.1) | 02:02 | 0-0 | --- | 0-0 | --- | 0-0 | --- | 0-0-0 | 0 | 1 | 0 | 0 | 0 | 0 |
| KANSAS CITY (12.5) | 16:43 | 1-5 | .200 | 1-5 | .200 | 0-0 | --- | 0-2-2 | 2 | 0 | 0 | 0 | 1 | 3 |
| MISSOURI (12.9) | 05:43 | 1-3 | .333 | 1-2 | .500 | 0-0 | --- | 1-0-1 | 1 | 0 | 1 | 0 | 0 | 3 |
| at Indiana (12.18) | 06:18 | 0-2 | .000 | 0-2 | .000 | 0-1 | .000 | 0-1-1 | 1 | 1 | 0 | 0 | 0 | 0 |
| YALE (12.22) | 29:39 | 5-10 | .500 | 3-7 | .429 | 0-0 | --- | 1-2-3 | 2 | 1 | 0 | 0 | 2 | 13 |
| vs. Wichita State (12.30) | 06:51 | 0-5 | .000 | 0-4 | .000 | 0-0 | --- | 0-1-1 | 3 | 0 | 0 | 0 | 1 | 0 |
| TCU (1.6) | 11:04 | 2-3 | .667 | 1-2 | .500 | 0-0 | --- | 0-1-1 | 0 | 1 | 1 | 0 | 1 | 5 |
| at UCF (1.10) | 09:56 | 2-3 | .667 | 0-1 | .000 | 1-2 | .500 | 0-0-0 | 2 | 0 | 1 | 0 | 0 | 5 |
| OKLAHOMA (1.13) | 03:28 | 0-0 | --- | 0-0 | --- | 0-0 | --- | 0-0-0 | 0 | 0 | 0 | 0 | 0 | 0 |
| at Oklahoma State (1.16) | 08:42 | 1-2 | .500 | 0-0 | --- | 0-0 | --- | 0-2-2 | 1 | 0 | 0 | 0 | 2 | 2 |
| at West Virginia (1.20) | 13:47 | 4-7 | .571 | 2-5 | .400 | 2-2 | 1.000 | 0-1-1 | 1 | 1 | 0 | 0 | 1 | 12 |
| CINCINNATI (1.22) | 01:57 | 0-1 | .000 | 0-1 | .000 | 0-0 | --- | 0-0-0 | 1 | 0 | 0 | 0 | 0 | 0 |
| at Iowa State (1.27) | 07:30 | 0-3 | .000 | 0-1 | .000 | 0-0 | --- | 0-1-1 | 0 | 0 | 0 | 0 | 0 | 0 |
| OKLAHOMA STATE (1.30) | 24:25 | 2-8 | .250 | 1-5 | .200 | 2-2 | 1.000 | 0-6-6 | 1 | 2 | 1 | 0 | 2 | 7 |
| HOUSTON (2.3) | 02:54 | 0-1 | .000 | 0-1 | .000 | 0-0 | --- | 0-1-1 | 0 | 0 | 1 | 0 | 0 | 0 |
| at Kansas State (2.5) | 06:02 | 0-0 | --- | 0-0 | --- | 0-0 | --- | 0-2-2 | 0 | 0 | 0 | 0 | 0 | 0 |
| *BAYLOR (2.10) | 30:44 | 3-8 | .375 | 2-7 | .286 | 0-1 | .000 | 0-2-2 | 2 | 0 | 2 | 1 | 1 | 8 |
| *at Texas Tech (2.12) | 29:25 | 5-7 | .714 | 2-4 | .500 | 1-1 | 1.000 | 0-3-3 | 3 | 0 | 3 | 0 | 0 | 13 |
| at Oklahoma (2.17) | 10:07 | 0-1 | .000 | 0-1 | .000 | 0-0 | --- | 0-0-0 | 3 | 1 | 0 | 0 | 0 | 0 |
| *TEXAS (2.24) | 33:17 | 3-6 | .500 | 1-3 | .333 | 6-8 | .750 | 0-3-3 | 1 | 2 | 1 | 0 | 1 | 13 |
| BYU (2.27) | | | | | | | | | | | | | | |
| at Baylor (3.2) | | | | | | | | | | | | | | |
| KANSAS STATE (3.5) | | | | | | | | | | | | | | |
| at Houston (3.9) | | | | | | | | | | | | | | |

^ Starter

CAREER STATS

| SEASON | GP-GS | MIN/AVG | FG-FGA | PCT | 3FG-3FGA | PCT | FT-FTA | PCT | O-D-T | AVG | PF-FO | AST | TO | BLK | STL | PTS | AVG |
|--------------|---------------|------------------|-----------------|-------------|----------------|-------------|----------------|-------------|-------------------|------------|--------------|------------|------------|-----------|------------|-------------|-------------|
| 2018-19* | 9-5 | 181/20.1 | 23-58 | .397 | 5-21 | .238 | 7-13 | .538 | 8-17-25 | 2.8 | 17-1 | 12 | 9 | 0 | 8 | 58 | 6.4 |
| 2019-20* | 28-0 | 555/19.8 | 60-163 | .368 | 27-82 | .329 | 25-38 | .658 | 23-74-97 | 3.5 | 45-0 | 24 | 24 | 5 | 19 | 172 | 6.1 |
| 2020-21* | 18-18 | 536/29.8 | 71-199 | .357 | 31-98 | .316 | 44-54 | .815 | 15-55-70 | 3.9 | 32-0 | 14 | 30 | 4 | 12 | 217 | 12.1 |
| 2021-22* | 34-34 | 1128/33.2 | 166-379 | .438 | 78-192 | .406 | 81-101 | .802 | 17-131-148 | 4.4 | 60-0 | 64 | 60 | 7 | 28 | 491 | 14.4 |
| 2022-23* | 33-33 | 1177/35.7 | 197-433 | .455 | 92-221 | .416 | 98-116 | .845 | 17-113-130 | 3.9 | 68-0 | 79 | 78 | 12 | 33 | 584 | 17.7 |
| 2023-24 | 27-3 | 349/12.9 | 39-103 | .379 | 19-68 | .279 | 16-23 | .696 | 2-40-42 | 1.6 | 31-0 | 14 | 16 | 2 | 13 | 113 | 4.2 |
| TOTAL | 149-93 | 3922/26.3 | 556-1335 | .416 | 252-682 | .370 | 271-345 | .786 | 82-430-512 | 3.4 | 253-1 | 207 | 217 | 30 | 113 | 1635 | 11.0 |

*AT TOWSON



JUSTIN CROSS

Junior • F • 6-8 • 200 • Oak Park, Ill. • Oak Park River Forest HS • Twitter: @JCross_4 • IG: @justin.cross4

- An invited walk-on who played junior college basketball at John A. Logan College in Carterville, Illinois
- Started three of 35 games played and averaged 2.8 points, 4.4 rebounds and 1.4 blocked shots per game his sophomore season
- John A. Logan College won the 2023 NJCAA D1 National Championship, boasting a 33-2 record
- Averaged 12 minutes, 3.3 points and 3.0 rebounds in the Vols four victories in the NJCAA Tournament
- Had a career-high 10 points versus Lake Land College (2/25), going 4-for-5 from the field
- Played high school at Oak Park River Forest HS in Oak Park, Illinois
- Father, Gene, played college basketball at Illinois (1990-94) and coached at UIC, DePaul, Virginia and Notre Dame as an assistant and was head coach at Toledo from 2008-10



CHRIS CARTER

RS-Freshman • G • 6-4 • 190 • Indio, Calif. • Shadow Hills HS • IG: @chr.2

- Made is Kansas debut playing the final 1:02 at Texas Tech (2/12/24)
- An invited walk-on who was a redshirt at Cal State Northridge in 2022-23 and entered the transfer portal in May 2023
- Will provide depth at both guard positions
- Played AAU basketball for Elev8Elite
- Played three seasons at Shadow Hills High School in Indio, Calif.
- Earned several awards including Desert Empire League MVP in 2022 and first-team all-league twice
- Helped his team win the CIF-SS Division 3 title in 2020 while his team won the league championship in 2020 and 2022
- Also was a high jumper on the track & field team as a junior and senior
- Won the Desert League High Jump championship in 2021 before finishing as runner-up in 2022



ZACH CLEMENCE

Junior • F • 6-11 • 230 • San Antonio, Texas • Sunrise Christian Academy (Kan.) • Twitter: @BIGZTEXAS • IG: @zachary_clemence

- Plans to redshirt the 2023-24 season
- Had a solid freshman season where he appeared in 24 games in Kansas' 2022 NCAA National Championship season.
- A great shooter and being 6-foot-10, can play multiple positions and be a tough matchup
- Played his junior and senior seasons at Sunrise Academy in Bel Aire, Kansas, which is near Wichita
- Was ranked No. 34 by ESPN100, No. 35 by Rivals.com and No. 40 by 247Sports.com following his senior high school season.
- Grew up on a ranch before moving away to play prep basketball
- Attended Bill Self Basketball Camp and one of his counselors was 2021-22 super-senior Mitch Lightfoot



CHARLIE MCCARTHY

RS-Sophomore • G • 6-2 • 195 • Rancho Mirage, Calif. • Shadow Hills HS • IG: @chmac.13

- A member of Kansas' 2022 NCAA National Championship team.
- Comes from a KU family as both parents are two of 23 family members who have graduated from KU with many still residing in the Lawrence, Kansas City and Salina, Kansas, areas.
- Averaged 12.0 points, 8.0 rebounds, 5.0 assists and 1.5 steals per game in 2020-21 at Shawdow Hills HS in Indio, Calif.
- Averaged 11.5 points per game his junior year at Palm Desert HS in Palm Desert, Calif., where his team advanced to state.
- Earned all-league honors his junior and senior seasons.
- His father, Kent, played baseball at KU.
- Has an older sister, Annie, who attends KU, and a younger sister, Molly, who is a freshman on the KU volleyball team.
- Great grandfather was Howard Engleman, who played basketball at KU for coach Phog Allen and had his KU jersey retired in 2003.
- As a youth, attended numerous Kansas Bill Self Basketball Camps.

2023-24 OVERALL STATS

Game Records

| Record | Overall | Home | Away | Neutral |
|----------------|---------|------|------|---------|
| ALL GAMES | 21-6 | 14-0 | 3-5 | 4-1 |
| CONFERENCE | 9-5 | 7-0 | 2-5 | 0-0 |
| NON-CONFERENCE | 12-1 | 7-0 | 1-0 | 4-1 |

Score by Periods

| Team | 1st | 2nd | OT | TOT |
|-----------|------|------|----|------|
| Kansas | 1045 | 1027 | 6 | 2078 |
| Opponents | 863 | 950 | 11 | 1824 |

Team Box Score

| No. | Player | Total | | | 3-Point | | F-Throw | | Rebounds | | | | Other | | | | PTS | AVG | | | | |
|------------------|---------------------|-----------|-------------|------|-----------------|-------------|----------------|-------------|----------------|-------------|------------|------------|------------|-------------|------------|----------|------------|------------|------------|------------|-------------|-------------|
| | | GP-GS | MIN | AVG | FG-FGA | FG% | 3FG-3FGA | 3FG% | FT-FTA | FT% | OFF | DEF | TOT | AVG | PF | DQ | | | A | TO | BLK | STL |
| 15 | MCCULLAR JR., Kevin | 23-23 | 814:37 | 35.4 | 145-313 | .463 | 37-105 | .352 | 111-140 | .793 | 18 | 130 | 148 | 6.4 | 45 | 0 | 102 | 61 | 9 | 34 | 438 | 19.0 |
| 1 | DICKINSON, Hunter | 27-27 | 873:52 | 32.4 | 211-379 | .557 | 18-56 | .321 | 54-78 | .692 | 67 | 226 | 293 | 10.9 | 59 | 1 | 60 | 50 | 32 | 28 | 494 | 18.3 |
| 24 | ADAMS, JR., KJ | 27-26 | 905:14 | 33.5 | 139-227 | .612 | 0-3 | .000 | 56-94 | .596 | 41 | 84 | 125 | 4.6 | 62 | 3 | 89 | 50 | 15 | 32 | 334 | 12.4 |
| 10 | FURPHY, Johnny | 26-13 | 583:49 | 22.5 | 78-148 | .527 | 37-94 | .394 | 45-60 | .750 | 32 | 86 | 118 | 4.5 | 58 | 0 | 21 | 16 | 7 | 23 | 238 | 9.2 |
| 3 | HARRIS JR., Dajuan | 27-27 | 966:50 | 35.8 | 84-194 | .433 | 25-61 | .410 | 30-38 | .789 | 5 | 47 | 52 | 1.9 | 39 | 0 | 175 | 58 | 11 | 41 | 223 | 8.3 |
| 25 | TIMBERLAKE, Nicolas | 27-3 | 350:40 | 13.0 | 39-103 | .379 | 19-68 | .279 | 16-23 | .696 | 2 | 40 | 42 | 1.6 | 31 | 0 | 14 | 16 | 2 | 13 | 113 | 4.2 |
| 13 | JACKSON, Elmarko | 27-16 | 511:17 | 18.9 | 37-94 | .394 | 10-35 | .286 | 27-33 | .818 | 7 | 26 | 33 | 1.2 | 54 | 0 | 51 | 37 | 4 | 22 | 111 | 4.1 |
| 20 | JANKOVICH, Michael | 7-0 | 26:32 | 3.8 | 6-10 | .600 | 5-9 | .556 | 0-0 | .000 | 2 | 1 | 3 | 0.4 | 1 | 0 | 0 | 1 | 0 | 0 | 17 | 2.4 |
| 23 | BRAUN, Parker | 27-0 | 213:02 | 7.9 | 26-40 | .650 | 3-8 | .375 | 6-9 | .667 | 6 | 41 | 47 | 1.7 | 27 | 0 | 9 | 12 | 18 | 6 | 61 | 2.3 |
| 11 | MCDOWELL, Jamari | 24-0 | 146:50 | 6.1 | 11-35 | .314 | 7-23 | .304 | 13-15 | .867 | 13 | 15 | 28 | 1.2 | 9 | 0 | 10 | 5 | 2 | 5 | 42 | 1.8 |
| 12 | EVERS, Wilder | 4-0 | 12:53 | 3.2 | 2-4 | .500 | 0-1 | .000 | 0-0 | .000 | 0 | 2 | 2 | 0.5 | 1 | 0 | 1 | 0 | 0 | 0 | 4 | 1.0 |
| 22 | WILHITE, Dillon | 5-0 | 12:11 | 2.4 | 1-3 | .333 | 0-0 | .000 | 1-4 | .250 | 1 | 1 | 2 | 0.4 | 3 | 0 | 0 | 3 | 0 | 0 | 3 | 0.6 |
| 5 | CARTER, Chris | 1-0 | 01:02 | 1.0 | 0-0 | .000 | 0-0 | .000 | 0-0 | .000 | 0 | 0 | 0 | 0.0 | 0 | 0 | 0 | 0 | 0 | 0 | 0 | 0.0 |
| 14 | CASSIDY, Patrick | 2-0 | 06:12 | 3.1 | 0-3 | .000 | 0-2 | .000 | 0-0 | .000 | 0 | 0 | 0 | 0.0 | 1 | 0 | 0 | 0 | 0 | 0 | 0 | 0.0 |
| Team | | | | | | | | | | | 23 | 63 | 86 | | | | 7 | | | | | |
| Total | | 27 | 5425 | | 779-1553 | .502 | 161-465 | .346 | 359-494 | .727 | 217 | 762 | 979 | 36.3 | 390 | 4 | 532 | 316 | 100 | 204 | 2078 | 77.0 |
| Opponents | | 27 | 5425 | | 644-1621 | .397 | 217-667 | .325 | 319-456 | .700 | 269 | 620 | 889 | 32.9 | 439 | 6 | 332 | 329 | 73 | 187 | 1824 | 67.6 |

Team Statistics

| | KU | OPP |
|------------------------|-----------------|-----------------|
| Scoring | 2078 | 1824 |
| Points per game | 77.0 | 67.6 |
| Scoring margin | +9.4 | - |
| Field goals-att | 779-1553 | 644-1621 |
| Field goal pct | .502 | .397 |
| 3 point fg-att | 161-465 | 217-667 |
| 3-point FG pct | .346 | .325 |
| 3-pt FG made per game | 6.0 | 8.0 |
| Free throws-att | 359-494 | 319-456 |
| Free throw pct | .727 | .700 |
| F-Throws made per game | 13.3 | 11.8 |
| Rebounds | 979 | 889 |
| Rebounds per game | 36.3 | 32.9 |
| Rebounding margin | +3.3 | - |
| Assists | 532 | 332 |
| Assists per game | 19.7 | 12.3 |
| Turnovers | 316 | 329 |
| Turnovers per game | 11.7 | 12.2 |
| Turnover margin | +0.5 | - |
| Assist/turnover ratio | 1.7 | 1.0 |
| Steals | 204 | 187 |
| Steals per game | 7.6 | 6.9 |
| Blocks | 100 | 73 |
| Blocks per game | 3.7 | 2.7 |
| Winning streak | 2 | - |
| Home win streak | 14 | - |
| Attendance | 228200 | 99152 |
| Home games-Avg/Game | 14-16300 | 8-12394 |
| Neutral site-Avg/Game | - | 5-10568 |

Team Results

| Date | Opponent | Score | Att. |
|------------|------------------|-----------|-------|
| 11/06/2023 | N.C. Central | W 99-56 | 16300 |
| 11/10/2023 | Manhattan | W 99-61 | 16300 |
| 11/14/2023 | vs Kentucky | W 89-84 | 18780 |
| 11/20/2023 | vs Chaminade | W 83-56 | 4936 |
| 11/21/2023 | vs Marquette | L 59-73 | 5257 |
| 11/22/2023 | vs Tennessee | W 69-60 | 5164 |
| 11/28/2023 | Eastern Ill. | W 71-63 | 16300 |
| 12/01/2023 | UConn | W 69-65 | 16300 |
| 12/05/2023 | Kansas City | W 88-69 | 16300 |
| 12/09/2023 | Missouri | W 73-64 | 16300 |
| 12/16/2023 | at Indiana | W 75-71 | 17222 |
| 12/22/2023 | Yale | W 75-60 | 16300 |
| 12/30/2023 | vs Wichita St. | W 86-67 | 18702 |
| 01/06/2024 | TCU | W 83-81 | 16300 |
| 01/10/2024 | at UCF | L 60-65 | 9469 |
| 01/13/2024 | Oklahoma | W 78-66 | 16300 |
| 01/16/2024 | at Oklahoma St. | W 90-66 | 8570 |
| 01/20/2024 | at West Virginia | L 85-91 | 12208 |
| 01/22/2024 | Cincinnati | W 74-69 | 16300 |
| 01/27/2024 | at Iowa St. | L 75-79 | 14267 |
| 01/30/2024 | Oklahoma St. | W 83-54 | 16300 |
| 02/03/2024 | Houston | W 78-65 | 16300 |
| 02/05/2024 | at Kansas St. | Lot 70-75 | 11010 |
| 02/10/2024 | Baylor | W 64-61 | 16300 |
| 02/12/2024 | at Texas Tech | L 50-79 | 15098 |
| 02/17/2024 | at Oklahoma | W 67-57 | 11308 |
| 02/24/2024 | Texas | W 86-67 | 16300 |

2023-24 CONFERENCE STATS

Game Records

| Record | Overall | Home | Away | Neutral |
|----------------|---------|------|------|---------|
| ALL GAMES | 9-5 | 7-0 | 2-5 | 0-0 |
| CONFERENCE | 9-5 | 7-0 | 2-5 | 0-0 |
| NON-CONFERENCE | 0-0 | 0-0 | 0-0 | 0-0 |

Score by Periods

| Team | 1st | 2nd | OT | TOT |
|-----------|-----|-----|----|------|
| Kansas | 531 | 506 | 6 | 1043 |
| Opponents | 463 | 501 | 11 | 975 |

Team Box Score

| No. | Player | Total | | | 3-Point | | | F-Throw | | Rebounds | | | | Other | | | | PTS | AVG | | | |
|------------------|---------------------|-----------|-------------|------|----------------|-------------|----------------|-------------|----------------|-------------|------------|------------|------------|-------------|------------|----------|------------|------------|-----------|------------|-------------|-------------|
| | | GP-GS | MIN | AVG | FG-FGA | FG% | 3FG-3FGA | 3FG% | FT-FTA | FT% | OFF | DEF | TOT | AVG | PF | DQ | A | | | TO | BLK | STL |
| 1 | DICKINSON, Hunter | 14-14 | 457:31 | 32.7 | 110-212 | .519 | 5-31 | .161 | 28-42 | .667 | 32 | 98 | 130 | 9.3 | 40 | 1 | 35 | 27 | 15 | 11 | 253 | 18.1 |
| 15 | MCCULLAR JR., Kevin | 10-10 | 369:29 | 36.9 | 60-141 | .426 | 17-52 | .327 | 36-52 | .692 | 8 | 50 | 58 | 5.8 | 22 | 0 | 42 | 29 | 0 | 13 | 173 | 17.3 |
| 24 | ADAMS, JR., KJ | 14-14 | 498:24 | 35.6 | 72-118 | .610 | 0-2 | .000 | 32-48 | .667 | 23 | 47 | 70 | 5.0 | 34 | 2 | 46 | 29 | 5 | 16 | 176 | 12.6 |
| 10 | FURPHY, Johnny | 14-12 | 424:22 | 30.3 | 55-100 | .550 | 24-58 | .414 | 39-51 | .765 | 24 | 64 | 88 | 6.3 | 37 | 0 | 18 | 10 | 5 | 17 | 173 | 12.4 |
| 3 | HARRIS JR., Dajuan | 14-14 | 510:55 | 36.5 | 52-118 | .441 | 10-31 | .323 | 20-23 | .870 | 3 | 21 | 24 | 1.7 | 16 | 0 | 85 | 25 | 5 | 24 | 134 | 9.6 |
| 25 | TIMBERLAKE, Nicolas | 14-3 | 193:19 | 13.8 | 22-50 | .440 | 9-31 | .290 | 12-16 | .750 | 0 | 22 | 22 | 1.6 | 15 | 0 | 7 | 10 | 1 | 8 | 65 | 4.6 |
| 13 | JACKSON, Elmarko | 14-3 | 207:32 | 14.8 | 12-27 | .444 | 2-8 | .250 | 4-8 | .500 | 2 | 11 | 13 | 0.9 | 26 | 0 | 13 | 14 | 1 | 10 | 30 | 2.1 |
| 20 | JANKOVICH, Michael | 4-0 | 09:34 | 2.4 | 2-4 | .500 | 2-4 | .500 | 0-0 | .000 | 0 | 0 | 0 | 0.0 | 1 | 0 | 0 | 0 | 0 | 0 | 6 | 1.5 |
| 23 | BRAUN, Parker | 14-0 | 102:12 | 7.3 | 6-14 | .429 | 2-4 | .500 | 4-5 | .800 | 3 | 21 | 24 | 1.7 | 14 | 0 | 4 | 7 | 7 | 3 | 18 | 1.3 |
| 11 | MCDOWELL, Jamari | 12-0 | 43:19 | 3.6 | 4-8 | .500 | 2-6 | .333 | 3-3 | 1.000 | 4 | 3 | 7 | 0.6 | 3 | 0 | 2 | 3 | 1 | 2 | 13 | 1.1 |
| 12 | EVERS, Wilder | 2-0 | 03:54 | 1.9 | 1-2 | .500 | 0-0 | .000 | 0-0 | .000 | 0 | 1 | 1 | 0.5 | 0 | 0 | 0 | 0 | 0 | 0 | 2 | 1.0 |
| 5 | CARTER, Chris | 1-0 | 01:02 | 1.0 | 0-0 | .000 | 0-0 | .000 | 0-0 | .000 | 0 | 0 | 0 | 0.0 | 0 | 0 | 0 | 0 | 0 | 0 | 0 | 0.0 |
| 22 | WILHITE, Dillon | 2-0 | 03:28 | 1.7 | 0-0 | .000 | 0-0 | .000 | 0-0 | .000 | 0 | 0 | 0 | 0.0 | 0 | 0 | 0 | 0 | 0 | 0 | 0 | 0.0 |
| Team | | | | | | | | | | | 6 | 30 | 36 | | | | 4 | | | | | |
| Total | | 14 | 2825 | | 396-794 | .499 | 73-227 | .322 | 178-248 | .718 | 105 | 368 | 473 | 33.8 | 208 | 3 | 252 | 158 | 40 | 104 | 1043 | 74.5 |
| Opponents | | 14 | 2825 | | 332-806 | .412 | 117-336 | .348 | 194-272 | .713 | 137 | 323 | 460 | 32.9 | 221 | 1 | 186 | 169 | 36 | 95 | 975 | 69.6 |

Team Statistics

| | KU | OPP |
|------------------------|----------------|----------------|
| Scoring | 1043 | 975 |
| Points per game | 74.5 | 69.6 |
| Scoring margin | +4.9 | - |
| Field goals-att | 396-794 | 332-806 |
| Field goal pct | .499 | .412 |
| 3 point fg-att | 73-227 | 117-336 |
| 3-point FG pct | .322 | .348 |
| 3-pt FG made per game | 5.2 | 8.4 |
| Free throws-att | 178-248 | 194-272 |
| Free throw pct | .718 | .713 |
| F-Throws made per game | 12.7 | 13.9 |
| Rebounds | 473 | 460 |
| Rebounds per game | 33.8 | 32.9 |
| Rebounding margin | +0.9 | - |
| Assists | 252 | 186 |
| Assists per game | 18.0 | 13.3 |
| Turnovers | 158 | 169 |
| Turnovers per game | 11.3 | 12.1 |
| Turnover margin | +0.8 | - |
| Assist/turnover ratio | 1.6 | 1.1 |
| Steals | 104 | 95 |
| Steals per game | 7.4 | 6.8 |
| Blocks | 40 | 36 |
| Blocks per game | 2.9 | 2.6 |
| Winning streak | 2 | - |
| Home win streak | 7 | - |
| Attendance | 114100 | 81930 |
| Home games-Avg/Game | 7-16300 | 7-11704 |
| Neutral site-Avg/Game | - | 0-0 |

Team Results

| Date | Opponent | | Score | Att. |
|------------|------------------|-----|-------|-------|
| 01/06/2024 | TCU | W | 83-81 | 16300 |
| 01/10/2024 | at UCF | L | 60-65 | 9469 |
| 01/13/2024 | Oklahoma | W | 78-66 | 16300 |
| 01/16/2024 | at Oklahoma St. | W | 90-66 | 8570 |
| 01/20/2024 | at West Virginia | L | 85-91 | 12208 |
| 01/22/2024 | Cincinnati | W | 74-69 | 16300 |
| 01/27/2024 | at Iowa St. | L | 75-79 | 14267 |
| 01/30/2024 | Oklahoma St. | W | 83-54 | 16300 |
| 02/03/2024 | Houston | W | 78-65 | 16300 |
| 02/05/2024 | at Kansas St. | Lot | 70-75 | 11010 |
| 02/10/2024 | Baylor | W | 64-61 | 16300 |
| 02/12/2024 | at Texas Tech | L | 50-79 | 15098 |
| 02/17/2024 | at Oklahoma | W | 67-57 | 11308 |
| 02/24/2024 | Texas | W | 86-67 | 16300 |

KANSAS GAME-BY-GAME

| Opponent | Date | Score | W/L | Total | | 3-Pointers | | Free throws | | Rebounds | | | | PF | A | TO | BLK | STL | PTS | AVG |
|------------------|------------|-------------|-----|-----------------|-------------|----------------|-------------|----------------|-------------|------------|------------|------------|-------------|------------|------------|------------|------------|------------|-------------|-------------|
| | | | | FG-FGA | PCT | 3FG-3FGA | PCT | FT-FTA | PCT | OFF | DEF | TOT | AVG | | | | | | | |
| N.C. Central | 11/06/2023 | 99-56 | W | 39-56 | .696 | 13-23 | .565 | 8-10 | .800 | 4 | 33 | 37 | 37.0 | 13 | 34 | 10 | 3 | 4 | 99 | 99.0 |
| Manhattan | 11/10/2023 | 99-61 | W | 38-67 | .567 | 10-26 | .385 | 13-16 | .813 | 11 | 34 | 45 | 41.0 | 15 | 25 | 14 | 9 | 7 | 99 | 99.0 |
| vs Kentucky | 11/14/2023 | 89-84 | W | 28-59 | .475 | 6-18 | .333 | 27-36 | .750 | 8 | 37 | 45 | 42.3 | 23 | 22 | 14 | 4 | 7 | 89 | 95.7 |
| vs Chaminade | 11/20/2023 | 83-56 | W | 36-60 | .600 | 4-19 | .211 | 7-11 | .636 | 7 | 34 | 41 | 42.0 | 12 | 29 | 15 | 2 | 9 | 83 | 92.5 |
| vs Marquette | 11/21/2023 | 59-73 | L | 22-54 | .407 | 6-17 | .353 | 9-16 | .563 | 10 | 24 | 34 | 40.4 | 12 | 17 | 18 | 2 | 7 | 59 | 85.8 |
| vs Tennessee | 11/22/2023 | 69-60 | W | 27-52 | .519 | 4-12 | .333 | 11-22 | .500 | 5 | 40 | 45 | 41.2 | 9 | 18 | 15 | 3 | 5 | 69 | 83.0 |
| Eastern Ill. | 11/28/2023 | 71-63 | W | 28-56 | .500 | 3-14 | .214 | 12-18 | .667 | 9 | 24 | 33 | 40.0 | 11 | 24 | 10 | 11 | 11 | 71 | 81.3 |
| UConn | 12/01/2023 | 69-65 | W | 23-46 | .500 | 9-14 | .643 | 14-20 | .700 | 5 | 26 | 31 | 38.9 | 14 | 13 | 8 | 7 | 4 | 69 | 79.8 |
| Kansas City | 12/05/2023 | 88-69 | W | 33-61 | .541 | 8-20 | .400 | 14-19 | .737 | 7 | 30 | 37 | 38.7 | 15 | 23 | 7 | 3 | 11 | 88 | 80.7 |
| Missouri | 12/09/2023 | 73-64 | W | 25-56 | .446 | 3-10 | .300 | 20-23 | .870 | 13 | 29 | 42 | 39.0 | 16 | 16 | 16 | 4 | 6 | 73 | 79.9 |
| at Indiana | 12/16/2023 | 75-71 | W | 26-61 | .426 | 6-18 | .333 | 17-24 | .708 | 9 | 27 | 36 | 38.7 | 15 | 18 | 11 | 4 | 9 | 75 | 79.5 |
| Yale | 12/22/2023 | 75-60 | W | 27-57 | .474 | 9-20 | .450 | 12-12 | 1.000 | 10 | 22 | 32 | 38.2 | 12 | 18 | 12 | 6 | 10 | 75 | 79.1 |
| vs Wichita St. | 12/30/2023 | 86-67 | W | 31-74 | .419 | 7-27 | .259 | 17-19 | .895 | 14 | 34 | 48 | 38.9 | 15 | 23 | 8 | 2 | 10 | 86 | 79.6 |
| TCU | 01/06/2024 | 83-81 | W | 32-60 | .533 | 5-14 | .357 | 14-19 | .737 | 16 | 24 | 40 | 39.0 | 14 | 18 | 18 | 2 | 5 | 83 | 79.9 |
| at UCF | 01/10/2024 | 60-65 | L | 24-47 | .511 | 6-18 | .333 | 6-11 | .545 | 8 | 24 | 32 | 38.5 | 15 | 20 | 18 | 2 | 6 | 60 | 78.5 |
| Oklahoma | 01/13/2024 | 78-66 | W | 29-66 | .439 | 3-15 | .200 | 17-18 | .944 | 10 | 28 | 38 | 38.5 | 14 | 17 | 2 | 7 | 7 | 78 | 78.5 |
| at Oklahoma St. | 01/16/2024 | 90-66 | W | 36-58 | .621 | 5-13 | .385 | 13-18 | .722 | 6 | 27 | 33 | 38.2 | 17 | 21 | 11 | 7 | 7 | 90 | 79.2 |
| at West Virginia | 01/20/2024 | 85-91 | L | 32-60 | .533 | 7-23 | .304 | 14-18 | .778 | 5 | 17 | 22 | 37.3 | 19 | 22 | 7 | 3 | 8 | 85 | 79.5 |
| Cincinnati | 01/22/2024 | 74-69 | W | 24-52 | .462 | 6-14 | .429 | 20-28 | .714 | 6 | 23 | 29 | 36.8 | 17 | 17 | 11 | 1 | 12 | 74 | 79.2 |
| at Iowa St. | 01/27/2024 | 75-79 | L | 27-60 | .450 | 7-20 | .350 | 14-19 | .737 | 11 | 29 | 40 | 37.0 | 17 | 18 | 12 | 1 | 5 | 75 | 79.0 |
| Oklahoma St. | 01/30/2024 | 83-54 | W | 34-59 | .576 | 8-18 | .444 | 7-9 | .778 | 5 | 36 | 41 | 37.2 | 12 | 22 | 10 | 4 | 7 | 83 | 79.2 |
| Houston | 02/03/2024 | 78-65 | W | 31-45 | .689 | 6-13 | .462 | 10-15 | .667 | 6 | 34 | 40 | 37.3 | 10 | 20 | 18 | 3 | 2 | 78 | 79.1 |
| at Kansas St. | 02/05/2024 | 70-75 | Lot | 28-68 | .412 | 3-15 | .200 | 11-16 | .688 | 7 | 26 | 33 | 37.1 | 19 | 21 | 9 | 2 | 11 | 70 | 78.7 |
| Baylor | 02/10/2024 | 64-61 | W | 24-56 | .429 | 5-21 | .238 | 11-15 | .733 | 4 | 21 | 25 | 36.6 | 14 | 11 | 8 | 2 | 17 | 64 | 78.1 |
| at Texas Tech | 02/12/2024 | 50-79 | L | 17-52 | .327 | 3-16 | .188 | 13-17 | .765 | 4 | 22 | 26 | 36.2 | 14 | 11 | 9 | 3 | 4 | 50 | 77.0 |
| at Oklahoma | 02/17/2024 | 67-57 | W | 26-59 | .441 | 6-19 | .316 | 9-18 | .500 | 9 | 31 | 40 | 36.3 | 17 | 17 | 11 | 0 | 6 | 67 | 76.6 |
| Texas | 02/24/2024 | 86-67 | W | 32-52 | .615 | 3-8 | .375 | 19-27 | .704 | 8 | 26 | 34 | 36.3 | 9 | 17 | 14 | 3 | 7 | 86 | 77.0 |
| Total | | 2078 | | 779-1553 | .502 | 161-465 | .346 | 359-494 | .727 | 217 | 762 | 979 | 36.3 | 390 | 532 | 316 | 100 | 204 | 2078 | 77.0 |

OPPONENT GAME-BY-GAME

| Opponent | Date | Score | W/L | Total | | 3-Pointers | | Free throws | | Rebounds | | | | PF | A | TO | BLK | STL | PTS | AVG |
|------------------|------------|-------------|-----|-----------------|-------------|----------------|-------------|----------------|-------------|------------|------------|------------|-------------|------------|------------|------------|-----------|------------|-------------|-------------|
| | | | | FG-FGA | PCT | 3FG-3FGA | PCT | FT-FTA | PCT | OFF | DEF | TOT | AVG | | | | | | | |
| N.C. Central | 11/06/2023 | 99-56 | W | 20-57 | .351 | 6-23 | .261 | 10-18 | .556 | 9 | 14 | 23 | 23.0 | 13 | 7 | 9 | 1 | 7 | 56 | 56.0 |
| Manhattan | 11/10/2023 | 99-61 | W | 23-68 | .338 | 8-26 | .308 | 7-11 | .636 | 12 | 20 | 32 | 27.5 | 16 | 10 | 18 | 1 | 5 | 61 | 58.5 |
| vs Kentucky | 11/14/2023 | 89-84 | W | 25-76 | .329 | 12-38 | .316 | 22-30 | .733 | 15 | 27 | 42 | 32.3 | 22 | 14 | 8 | 3 | 9 | 84 | 67.0 |
| vs Chaminade | 11/20/2023 | 83-56 | W | 21-62 | .339 | 6-31 | .194 | 8-10 | .800 | 8 | 18 | 26 | 30.8 | 16 | 10 | 13 | 1 | 10 | 56 | 64.3 |
| vs Marquette | 11/21/2023 | 59-73 | L | 29-64 | .453 | 6-25 | .240 | 9-12 | .750 | 12 | 24 | 36 | 31.8 | 14 | 13 | 12 | 4 | 11 | 73 | 66.0 |
| vs Tennessee | 11/22/2023 | 69-60 | W | 22-71 | .310 | 9-33 | .273 | 7-8 | .875 | 9 | 26 | 35 | 32.3 | 18 | 12 | 6 | 3 | 11 | 60 | 65.0 |
| Eastern Ill. | 11/28/2023 | 71-63 | W | 23-59 | .390 | 9-22 | .409 | 8-10 | .800 | 13 | 23 | 36 | 32.9 | 20 | 12 | 16 | 4 | 5 | 63 | 64.7 |
| UConn | 12/01/2023 | 69-65 | W | 23-56 | .411 | 11-28 | .393 | 8-15 | .533 | 10 | 22 | 32 | 32.8 | 18 | 9 | 8 | 4 | 3 | 65 | 64.8 |
| Kansas City | 12/05/2023 | 88-69 | W | 26-65 | .400 | 8-27 | .296 | 9-13 | .692 | 10 | 26 | 36 | 33.1 | 17 | 12 | 13 | 1 | 3 | 69 | 65.2 |
| Missouri | 12/09/2023 | 73-64 | W | 24-58 | .414 | 7-21 | .333 | 9-13 | .692 | 7 | 18 | 25 | 32.3 | 19 | 11 | 12 | 5 | 8 | 64 | 65.1 |
| at Indiana | 12/16/2023 | 75-71 | W | 25-59 | .424 | 6-16 | .375 | 15-22 | .682 | 10 | 28 | 38 | 32.8 | 21 | 10 | 14 | 2 | 6 | 71 | 65.6 |
| Yale | 12/22/2023 | 75-60 | W | 23-54 | .426 | 8-21 | .381 | 6-8 | .750 | 10 | 20 | 30 | 32.6 | 10 | 13 | 16 | 6 | 7 | 60 | 65.2 |
| vs Wichita St. | 12/30/2023 | 86-67 | W | 28-66 | .424 | 4-20 | .200 | 7-14 | .500 | 7 | 31 | 38 | 33.0 | 14 | 13 | 15 | 2 | 7 | 67 | 65.3 |
| TCU | 01/06/2024 | 83-81 | W | 30-65 | .462 | 8-21 | .381 | 13-16 | .813 | 11 | 17 | 28 | 32.6 | 17 | 17 | 9 | 3 | 16 | 81 | 66.4 |
| at UCF | 01/10/2024 | 60-65 | L | 22-52 | .423 | 7-20 | .350 | 14-18 | .778 | 9 | 19 | 28 | 32.3 | 13 | 12 | 13 | 7 | 8 | 65 | 66.3 |
| Oklahoma | 01/13/2024 | 78-66 | W | 24-60 | .400 | 6-20 | .300 | 12-17 | .706 | 11 | 28 | 39 | 32.8 | 16 | 8 | 11 | 3 | 0 | 66 | 66.3 |
| at Oklahoma St. | 01/16/2024 | 90-66 | W | 21-53 | .396 | 6-21 | .286 | 18-24 | .750 | 7 | 18 | 25 | 32.3 | 16 | 11 | 14 | 0 | 9 | 66 | 66.3 |
| at West Virginia | 01/20/2024 | 85-91 | L | 29-56 | .518 | 12-21 | .571 | 21-25 | .840 | 9 | 22 | 31 | 32.2 | 18 | 19 | 13 | 2 | 3 | 91 | 67.7 |
| Cincinnati | 01/22/2024 | 74-69 | W | 24-61 | .393 | 3-18 | .167 | 18-23 | .783 | 16 | 24 | 40 | 32.6 | 23 | 7 | 16 | 2 | 6 | 69 | 67.7 |
| at Iowa St. | 01/27/2024 | 75-79 | L | 28-61 | .459 | 14-30 | .467 | 9-18 | .500 | 10 | 24 | 34 | 32.7 | 17 | 18 | 11 | 5 | 8 | 79 | 68.3 |
| Oklahoma St. | 01/30/2024 | 83-54 | W | 17-58 | .293 | 8-29 | .276 | 12-19 | .632 | 9 | 21 | 30 | 32.6 | 14 | 8 | 10 | 1 | 6 | 54 | 67.6 |
| Houston | 02/03/2024 | 78-65 | W | 25-69 | .362 | 9-29 | .310 | 6-10 | .600 | 13 | 11 | 24 | 32.2 | 12 | 14 | 3 | 1 | 8 | 65 | 67.5 |
| at Kansas St. | 02/05/2024 | 70-75 | Lot | 24-58 | .414 | 9-26 | .346 | 18-26 | .692 | 9 | 34 | 43 | 32.7 | 14 | 15 | 16 | 4 | 6 | 75 | 67.8 |
| Baylor | 02/10/2024 | 64-61 | W | 19-46 | .413 | 8-26 | .308 | 15-21 | .714 | 10 | 32 | 42 | 33.0 | 15 | 12 | 21 | 2 | 5 | 61 | 67.5 |
| at Texas Tech | 02/12/2024 | 50-79 | L | 27-55 | .491 | 10-26 | .385 | 15-22 | .682 | 8 | 34 | 42 | 33.4 | 14 | 19 | 8 | 3 | 6 | 79 | 68.0 |
| at Oklahoma | 02/17/2024 | 67-57 | W | 16-50 | .320 | 8-23 | .348 | 17-23 | .739 | 5 | 24 | 29 | 33.2 | 16 | 10 | 11 | 2 | 4 | 57 | 67.6 |
| Texas | 02/24/2024 | 86-67 | W | 26-62 | .419 | 9-26 | .346 | 6-10 | .600 | 10 | 15 | 25 | 32.9 | 16 | 16 | 13 | 1 | 10 | 67 | 67.6 |
| Total | | 1824 | | 644-1621 | .397 | 217-667 | .325 | 319-456 | .700 | 269 | 620 | 889 | 32.9 | 439 | 332 | 329 | 73 | 187 | 1824 | 67.6 |

INDIVIDUAL SUPERLATIVES

| CATEGORY | KANSAS | OPPONENT |
|-------------------------------|--|--|
| Points Scored | 34 by Kevin McCullar Jr. vs. Yale (12.22.23) | 31 by Tristen Newton of UConn (12.1.23) |
| Total Field Goals | 15 by Hunter Dickinson vs. Chaminade (11.20.23) | 12 by Darrion Williams of Texas Tech (2.12.24) |
| Total FGs Attempted | 20 by Hunter Dickinson vs. TCU (1.6.24) | 25 by Antonio Reeves of Kentucky (11.14.23) |
| Highest FG% (5 made) | 100.0 (7-7) by KJ Adams Jr. vs. Oklahoma State (1.30.24) | 100.0 by Darrion Williams of Texas Tech (2.12.24) |
| Highest FG% (10 made) | 83.3 (15-18) by Hunter Dickinson vs. Chaminade (11.20.23) | 100.0 by Darrion Williams of Texas Tech (2.12.24) |
| 3-Point Field Goals | 5 by Dajuan Harris Jr. vs. Kentucky (11.14.23) | 6 (3x), last by LJ Cryer of Houston (2.3.24) |
| 3-Point FGs Attempted | 9 by Johnny Furphy at West Virginia (1.20.24) | 17 by Antonio Reeves of Kentucky (11.14.23) |
| 3-Point FG% (min. 3 made) | 100.0 (3-3) by Hunter Dickinson vs. North Carolina Central (11.6.23) | 100.0 (2x), last was 4-4 by Darrion Williams of Texas Tech (2.12.24) |
| Free Throws | 13 by Kevin McCullar Jr. at Indiana (12.16.23) | 9 by Yves Missi of Baylor (2.10.24) |
| Free Throws Attempted | 16 by Kevin McCullar Jr. at Indiana (12.16.23) | 12 by Yves Missi of Baylor (2.10.24) |
| Free Throw % (min. 5 made) | 100.0 (6x), last was 7-7 by Johnny Furphy vs. Baylor (2.10.24) | 100.0 (5x), last was 6-6 by Javian McCollum of Oklahoma (2.17.24) |
| Offensive Rebounds | 8 by Hunter Dickinson vs. TCU (1.6.24) | 7 by J'Wan Roberts of Houston (2.3.24) |
| Defensive Rebounds | 19 by Hunter Dickinson vs. Chaminade (11.20.23) | 12 by Ke'el Ware of Indiana (12.16.23) |
| Total Rebounds | 21 by Hunter Dickinson vs. Kentucky (11.14.23) | 15 by Ke'el Ware of Indiana (12.16.23) |
| Assists | 10 (3x), last by Kevin McCullar Jr. vs. Chaminade (11.20.23) | 9 by Jamal Shead of Houston (2.3.24) |
| Turnovers | 7 by Kevin McCullar Jr. vs. Tennessee (11.22.23) | 7 by Darius Johnson of UCF (1.10.24) |
| Blocked Shots | 5 by Hunter Dickinson vs. Oklahoma (1.13.24) | 4 by Danny Wolf of Yale (12.22.23) |
| Steals | 6 by Johnny Furphy vs. Baylor (2.10.24) | 6 by Avery Anderson III of TCU (1.6.24) |
| Minutes Played (including OT) | 44 by Kevin McCullar Jr. at Kansas State (2.5.24) | 45 by Tylor Perry of Kansas State (2.5.24) |

TEAM SUPERLATIVES

| KANSAS HIGH | KANSAS LOW | CATEGORY | OPPONENT HIGH | OPPONENT LOW |
|---|--|-------------------------------|---|--|
| 99 vs. Manhattan College (11.10.23) | 50 at Texas Tech (2.12.24) | Points | 91 by West Virginia (1.20.24) | 54 by Oklahoma State (1.30.24) |
| 99 vs. North Carolina Central (11.6.23) | | | | |
| 59 (1st) vs. North Carolina Central (11.6.23) | 22 (2nd) at Texas Tech (2.12.24) | Points/Half | 51 (1st) by West Virginia (1.20.24) | 18 (1st) by North Carolina Central (11.6.23) |
| 6 at Kansas State (2.5.24) | - | Points/OT | 11 by Kansas State (2.5.24) | - |
| 39 vs. North Carolina Central (11.6.23) | 17 at Texas Tech (2.12.24) | Field Goals | 30 by TCU (1.6.24) | 16 by Oklahoma (2.17.24) |
| 74 vs. Wichita State (12.30.23) | 45 vs. Houston (2.3.24) | Field Goal Attempts | 76 by Kentucky (11.14.23) | 46 by Baylor (2.10.24) |
| 69.6 (39-56) vs. North Carolina Central (11.6.23) | 32.7 (17-52) at Texas Tech (2.12.24) | Field Goal Percentage | 51.8 (29-56) by West Virginia (1.20.24) | 29.3 (17-58) by Oklahoma State (1.30.24) |
| 13 vs. North Carolina Central (11.6.23) | 3 (5x), last vs. Texas (2.24.24) | 3-Point Field Goals | 14 by Iowa State (1.27.24) | 3 by Cincinnati (1.22.24) |
| 27 vs. Wichita State (12.30.23) | 8 vs. Texas (2.24.24) | 3-Point Field Goal Attempts | 38 by Kentucky (11.14.23) | 16 by Indiana (12.16.23) |
| 64.3 (9-14) vs. UConn (12.1.23) | 18.8 (3-16) at Texas Tech (2.12.24) | 3-Point Field Goal Percentage | 57.1 (12-21) by West Virginia (1.20.24) | 16.7 (3-18) by Cincinnati (1.22.24) |
| 27 vs. Kentucky (11.14.23) | 6 at UCF (1.10.24) | Free Throws Made | 22 by Kentucky (11.14.23) | 6 (3x), last by Texas (2.24.24) |
| 36 vs. Kentucky (11.14.23) | 9 vs. Oklahoma State (1.30.24) | Free Throw Attempts | 30 by Kentucky (11.14.23) | 8 by Tennessee (11.22.23) |
| | | | | 8 by Yale (12.22.23) |
| 100.0 (12-12) vs. Yale (12.22.23) | 50.0 (2x), last was 9-18 at Oklahoma (2.17.24) | Free Throw Percentage | 87.5 (7-8) by Tennessee (11.22.23) | 50.0 (2x), last was 9-18 by Iowa State (1.27.24) |
| 16 vs. TCU (1.6.24) | 4 (3x), last at Texas Tech (2.12.24) | Offensive Rebounds | 16 by Cincinnati (1.22.24) | 5 by Oklahoma (2.17.24) |
| 40 vs. Tennessee (11.22.23) | 17 at West Virginia (1.20.24) | Defensive Rebounds | 34 (2x), last by Texas Tech (2.12.24) | 11 by Houston (2.3.24) |
| 48 vs. Wichita State (12.30.23) | 22 at West Virginia (1.20.24) | Rebounds | 43 by Kansas State (2.5.24) | 23 by North Carolina Central (11.6.23) |
| 23 vs. Kentucky (11.14.23) | 9 (2x), last vs. Texas (2.24.24) | Fouls | 23 by Cincinnati (1.22.24) | 10 by Yale (12.22.23) |
| 2 at Kansas State (2.5.24) | 1 vs. Kentucky (11.14.23) | DQs | 2 by Eastern Illinois (11.28.23) | 1 (2x), last by Cincinnati (1.22.24) |
| 34 vs. North Carolina Central (11.6.23) | 11 (2x), last at Texas Tech (2.12.24) | Assists | 19 (2x), last by Texas Tech (2.12.24) | 7 (2x), last by Cincinnati (1.22.24) |
| 18 (4x), last vs. Houston (2.3.24) | 2 vs. Oklahoma (1.13.24) | Turnovers | 21 by Baylor (2.10.24) | 3 by Houston (2.3.24) |
| 11 vs. Eastern Illinois (11.28.23) | 0 at Oklahoma (2.17.24) | Blocked Shots | 7 by UCF (1.10.24) | 0 by Oklahoma State (1.16.24) |
| 17 vs. Baylor (2.10.24) | 2 vs. Houston (2.3.24) | Steals | 16 by TCU (1.6.24) | 0 by Oklahoma (1.13.24) |

2023-24 INDIVIDUAL LEADERS GAME-BY-GAME

| OPPONENT | SCORE | W/L | POINTS | REBOUNDS | ASSISTS | STEALS | BLOCKED SHOTS |
|-------------------------------|-------|-----|-----------------------|------------------------|---|------------------------------------|--------------------------------------|
| NORTH CAROLINA CENTRAL (11/6) | 99-56 | W | 22-Kevin McCullar Jr. | 8-Hunter Dickinson | 10-Dajuan Harris | 1-Adams, Dickinson, Harris, Furphy | 2-Hunter Dickinson |
| MANHATTAN COLLEGE (11/10) | 99-61 | W | 18-Hunter Dickinson | 8-Hunter Dickinson | 9-Elmarko Jackson | 2-Kevin McCullar Jr. | 3-Parker Braun |
| vs. Kentucky (11/14) | 89-84 | W | 27-Hunter Dickinson | 21-Hunter Dickinson | 10-Kevin McCullar Jr. | 3-Hunter Dickinson | 1-Adams, Harris, McCullar, Braun |
| vs. Chaminade (11/20) | 83-56 | W | 31-Hunter Dickinson | 11-Dickinson, McCullar | 10-Kevin McCullar Jr. | 3-Kevin McCullar Jr. | 2-Kevin McCullar Jr. |
| vs. Marquette (11/21) | 59-73 | L | 24-Kevin McCullar Jr. | 8-Dickinson, McCullar | 3-Adams, McCullar, Dickinson, Harris, Jackson | 2-Dickinson, Harris | 1-Dickinson, McCullar |
| vs. Tennessee (11/22) | 69-60 | W | 17-Hunter Dickinson | 20-Hunter Dickinson | 8-Dajuan Harris Jr. | 2-Parker Braun | 1-Braun, McDowell, Dickinson |
| EASTERN ILLINOIS (11/28) | 71-63 | W | 25-Hunter Dickinson | 13-Hunter Dickinson | 9-Dajuan Harris Jr. | 3-Elmarko Jackson | 3-Hunter Dickinson |
| UCONN (12/1) | 69-65 | W | 21-Kevin McCullar Jr. | 9-Hunter Dickinson | 6-Dajuan Harris Jr. | 1-Adams, Harris, Jackson, McCullar | 4-Hunter Dickinson |
| KANSAS CITY (12/5) | 88-69 | W | 25-Kevin McCullar Jr. | 12-Hunter Dickinson | 7-Dajuan Harris Jr. | 4-KJ Adams Jr. | 1-Dickinson, Furphy, McCullar |
| MISSOURI (12/9) | 73-64 | W | 17-McCullar, Adams | 16-Hunter Dickinson | 5-Harris, Adams | 3-Kevin McCullar Jr. | 2-Parker Braun |
| at Indiana (12/16) | 75-71 | W | 21-Kevin McCullar Jr. | 14-Hunter Dickinson | 5-Dajuan Harris Jr. | 3-Kevin McCullar Jr. | 1-Adams, Dickinson, McCullar, Furphy |
| YALE (12/22) | 75-60 | W | 34-Kevin McCullar Jr. | 10-Hunter Dickinson | 6-Dajuan Harris Jr. | 4-Dajuan Harris Jr. | 2-Hunter Dickinson |
| vs. Wichita State (12/30) | 86-67 | W | 22-Hunter Dickinson | 13-Hunter Dickinson | 9-Dajuan Harris Jr. | 3-Hunter Dickinson | 1-Hunter Dickinson, Braun |
| TCU (1/6)* | 83-81 | W | 30-Hunter Dickinson | 11-Hunter Dickinson | 8-Dajuan Harris Jr. | 2-KJ Adams Jr. | 1-Furphy, Braun |
| at UCF (1/10)* | 60-65 | L | 16-Kevin McCullar Jr. | 7-KJ Adams Jr. | 8-Dajuan Harris Jr. | 2-Hunter Dickinson | 1-Braun, Adams |
| OKLAHOMA (1/13)* | 78-66 | W | 24-Hunter Dickinson | 14-Hunter Dickinson | 8-Dajuan Harris Jr. | 3-Dajuan Harris Jr. | 5-Hunter Dickinson |
| at Oklahoma State (1/16)* | 90-66 | W | 21-Hunter Dickinson | 7-Dickinson, Furphy | 8-Kevin McCullar Jr. | 3-Dajuan Harris Jr. | 2-Dickinson, Furphy, Braun |
| at West Virginia (1/20)* | 85-91 | L | 24-Kevin McCullar Jr. | 7-Johnny Furphy | 5-Dickinson, Harris, McCullar | 5-Dajuan Harris Jr. | 2-Hunter Dickinson |
| CINCINNATI (1/22)* | 74-69 | W | 23-Johnny Furphy | 11-Johnny Furphy | 8-Dajuan Harris Jr. | 3-Kevin McCullar Jr. | 1-Hunter Dickinson |
| at Iowa State (1/27)* | 75-79 | L | 20-Hunter Dickinson | 15-Hunter Dickinson | 7-Dajuan Harris Jr. | 2-Dajuan Harris Jr. | 1-Dajuan Harris Jr. |
| OKLAHOMA STATE (1/30)* | 83-54 | W | 16-Dickinson, Adams | 11-Hunter Dickinson | 7-Dajuan Harris Jr. | 2-Timberlake, Adams | 1-Adams, Dickinson, Furphy, McDowell |
| HOUSTON (2/3)* | 78-65 | W | 20-Hunter Dickinson | 8-Dickinson, Furphy | 7-KJ Adams Jr. | 1-Adams, McCullar | 1-Adams, Dickinson, Harris |
| at Kansas State (2/5)* | 70-75 | L | 21-Hunter Dickinson | 12-Hunter Dickinson | 8-Dajuan Harris Jr. | 4-Adams, McCullar | 1-Dickinson, Harris |
| BAYLOR (2/10)* | 64-61 | W | 15-Hunter Dickinson | 7-Hunter Dickinson | 5-Dajuan Harris Jr. | 6-Johnny Furphy | 1-Dickinson, Timberlake |
| at Texas Tech (2/12)* | 50-79 | L | 13-Timberlake, Furphy | 7-Dickinson, Furphy | 3-Harris, Dickinson, Adams | 2-Elmarko Jackson | 1-Harris, Furphy, Braun |
| at Oklahoma (2/17)* | 67-57 | W | 20-Hunter Dickinson | 16-Hunter Dickinson | 7-Dajuan Harris Jr. | 3-Johnny Furphy | - |
| TEXAS (2/24)* | 86-67 | W | 20-Hunter Dickinson | 8-Furphy, Adams | 6-Dajuan Harris Jr. | 2-Furphy, McDowell | 2-Parker Braun |

2023-24 LEAD/DEFICIT BREAKDOWN GAME-BY-GAME

| Opponent | FIRST HALF SCORE | | | SECOND HALF SCORE | | | FINAL SCORE | | | LARGEST | | TIMES | LEAD | TIME LED |
|-------------------------------|------------------|-------------|-------------|-------------------|-------------|--------------|-------------|-------------|-------------|---------|---------|-------|---------|---------------|
| | KU | OPP | MARGIN | KU | OPP | MARGIN | KU | OPP | MARGIN | LEAD | DEFICIT | TIED | CHANGES | MIN. (40 max) |
| NORTH CAROLINA CENTRAL (11/6) | 59 | 18 | +41 | 40 | 38 | +2 | 99 | 56 | +43 | 55 | 0 | 0 | 0 | 39:37 |
| MANHATTAN COLLEGE (11/10) | 44 | 19 | +25 | 55 | 42 | +13 | 99 | 61 | +38 | 43 | 0 | 0 | 0 | 39:30 |
| vs. Kentucky (11/14) | 41 | 48 | (7) | 48 | 36 | +12 | 89 | 84 | +5 | 9 | 14 | 8 | 10 | 15:29 |
| vs. Chaminade (11/20) | 39 | 27 | +12 | 44 | 29 | +15 | 83 | 56 | +27 | 27 | 0 | 0 | 0 | 39:42 |
| vs. Marquette (11/21) | 28 | 38 | (10) | 31 | 35 | (4) | 59 | 73 | (14) | 2 | 17 | 2 | 1 | 00:22 |
| vs. Tennessee (11/22) | 35 | 35 | 0 | 34 | 25 | +9 | 69 | 60 | +9 | 11 | 7 | 7 | 8 | 08:31 |
| EASTERN ILLINOIS (11/28) | 38 | 25 | +13 | 33 | 38 | (5) | 71 | 63 | +8 | 17 | 0 | 0 | 0 | 39:47 |
| UCONN (12/1) | 38 | 31 | +7 | 31 | 34 | (3) | 69 | 65 | +4 | 12 | 5 | 1 | 2 | 33:45 |
| KANSAS CITY (12/5) | 44 | 30 | +14 | 44 | 39 | +5 | 88 | 69 | +19 | 22 | 2 | 1 | 1 | 37:49 |
| MISSOURI (12/9) | 41 | 29 | +11 | 32 | 35 | (3) | 73 | 64 | +9 | 18 | 9 | 1 | 2 | 24:30 |
| at Indiana (12/16) | 32 | 40 | (8) | 43 | 31 | +12 | 75 | 71 | +4 | 5 | 13 | 1 | 3 | 04:15 |
| YALE (12/22) | 32 | 33 | (1) | 43 | 27 | +16 | 75 | 60 | +15 | 18 | 11 | 3 | 9 | 15:00 |
| vs. Wichita State (12/30) | 43 | 27 | +16 | 43 | 40 | +3 | 86 | 67 | +19 | 28 | 0 | 2 | 0 | 38:25 |
| TCU (1/6)* | 41 | 40 | +1 | 42 | 41 | +1 | 83 | 81 | +2 | 6 | 5 | 11 | 26 | 24:09 |
| at UCF (1/10)* | 37 | 29 | +8 | 23 | 36 | (13) | 60 | 65 | (5) | 16 | 7 | 3 | 4 | 21:59 |
| OKLAHOMA (1/13)* | 38 | 37 | +1 | 40 | 29 | +11 | 78 | 66 | +12 | 16 | 3 | 4 | 10 | 34:50 |
| at Oklahoma State (1/16)* | 48 | 33 | +15 | 42 | 33 | +9 | 90 | 66 | +24 | 28 | 0 | 0 | 0 | 39:40 |
| at West Virginia (1/20)* | 51 | 51 | 0 | 34 | 40 | (6) | 85 | 91 | (6) | 7 | 7 | 10 | 18 | 13:14 |
| CINCINNATI (1/22)* | 35 | 35 | 0 | 39 | 34 | +5 | 74 | 69 | +5 | 12 | 2 | 3 | 3 | 33:30 |
| at Iowa State (1/27)* | 26 | 30 | (4) | 49 | 49 | 0 | 75 | 79 | (4) | 5 | 12 | 5 | 10 | 09:26 |
| OKLAHOMA STATE (1/30)* | 44 | 26 | +18 | 39 | 28 | +11 | 83 | 54 | +29 | 31 | 0 | 0 | 0 | 39:44 |
| HOUSTON (2/3)* | 43 | 28 | +15 | 35 | 37 | (2) | 78 | 65 | +13 | 20 | 2 | 2 | 1 | 38:12 |
| at Kansas State (2/5)* | 32 | 30 | +2 | 32 | 34 | (2) | 70 | 75 | (5) - OT | 11 | 5 | 15 | 12 | 22:57 |
| BAYLOR (2/10)* | 34 | 28 | +6 | 30 | 33 | (3) | 64 | 61 | +3 | 13 | 2 | 1 | 1 | 38:36 |
| at Texas Tech (2/12)* | 28 | 37 | (9) | 22 | 42 | (20) | 50 | 79 | (29) | 0 | 29 | 1 | 0 | 00:00 |
| at Oklahoma (2/17)* | 29 | 34 | (5) | 38 | 23 | +15 | 67 | 57 | +10 | 12 | 11 | 5 | 2 | 11:26 |
| TEXAS (2/24)* | 45 | 25 | +20 | 41 | 42 | (1) | 86 | 67 | +19 | 24 | 2 | 2 | 4 | 37:21 |
| TOTALS | 1,045 | 863 | +182 | 1,027 | 950 | +77 | 2,078 | 1,824 | +254 | | | | | |
| GM - OVERALL | 38.7 | 31.9 | +6.8 | 38.1 | 35.2 | +2.9 | 76.9 | 67.6 | +9.3 | | | | | |
| CONFERENCE TOTALS | 531 | 463 | +68 | 506 | 501 | +5 | 1,043 | 975 | +68 | | | | | |
| AVG/GM - CONFERENCE | 37.9 | 33.1 | +4.8 | 36.1 | 35.8 | (0.3) | 74.5 | 69.6 | +4.9 | | | | | |

2023-24 SPECIALTY SCORING STATS

| Opponent | PAINT | | | OFF TURNOVERS | | | 2ND CHANCE | | | FAST BREAK | | | BENCH | | |
|-------------------------------|-------------|-------------|--------------|---------------|-------------|-------------|------------|-------------|--------------|-------------|------------|-------------|-------------|-------------|--------------|
| | KU | OPP | MARGIN | KU | OPP | MARGIN | KU | OPP | MARGIN | KU | OPP | MARGIN | KU | OPP | MARGIN |
| NORTH CAROLINA CENTRAL (11/6) | 48 | 20 | +28 | 13 | 10 | +3 | 5 | 11 | (6) | 22 | 7 | +15 | 36 | 31 | +5 |
| MANHATTAN COLLEGE (11/10) | 50 | 20 | +30 | 22 | 19 | +3 | 11 | 7 | +4 | 14 | 6 | +8 | 41 | 21 | +20 |
| vs. Kentucky (11/14) | 42 | 24 | +18 | 12 | 14 | (2) | 14 | 19 | (5) | 13 | 13 | 0 | 4 | 31 | (27) |
| vs. Chaminade (11/20) | 58 | 22 | +36 | 19 | 10 | +9 | 5 | 2 | +3 | 27 | 6 | +21 | 12 | 6 | +6 |
| vs. Marquette (11/21) | 26 | 46 | (20) | 9 | 20 | (11) | 9 | 10 | (1) | 6 | 7 | (1) | 15 | 27 | (12) |
| vs. Tennessee (11/22) | 40 | 26 | +14 | 5 | 17 | (12) | 7 | 7 | 0 | 6 | 14 | (8) | 16 | 14 | +2 |
| EASTERN ILLINOIS (11/28) | 44 | 14 | +30 | 22 | 16 | +6 | 10 | 13 | (3) | 8 | 5 | +3 | 12 | 23 | (11) |
| UCONN (12/1) | 20 | 22 | (2) | 12 | 11 | +1 | 6 | 10 | (4) | 12 | 8 | +4 | 6 | 7 | (1) |
| KANSAS CITY (12/5) | 42 | 22 | +20 | 18 | 9 | +9 | 10 | 9 | +1 | 21 | 10 | +11 | 18 | 12 | +6 |
| MISSOURI (12/9) | 42 | 28 | +14 | 13 | 9 | +4 | 17 | 0 | +17 | 10 | 5 | +5 | 7 | 11 | (4) |
| at Indiana (12/16) | 36 | 36 | 0 | 12 | 9 | +3 | 10 | 12 | (2) | 9 | 14 | (5) | 6 | 3 | +3 |
| YALE (12/22) | 28 | 30 | (2) | 23 | 7 | +16 | 11 | 6 | +5 | 19 | 9 | +10 | 15 | 9 | +6 |
| vs. Wichita State (12/30) | 44 | 36 | +8 | 15 | 6 | +9 | 10 | 7 | +3 | 14 | 7 | +7 | 17 | 24 | (7) |
| TCU (1/6)* | 42 | 30 | +12 | 8 | 22 | (14) | 15 | 15 | 0 | 10 | 14 | (4) | 9 | 18 | (9) |
| at UCF (1/10)* | 32 | 26 | +6 | 12 | 18 | (6) | 12 | 15 | (3) | 13 | 6 | +7 | 17 | 8 | +9 |
| OKLAHOMA (1/13)* | 46 | 26 | +20 | 11 | 2 | +9 | 13 | 9 | +4 | 15 | 6 | +9 | 4 | 11 | (7) |
| at Oklahoma State (1/16)* | 46 | 24 | +22 | 22 | 7 | +15 | 12 | 7 | +5 | 20 | 3 | +17 | 9 | 19 | (10) |
| at West Virginia (1/20)* | 44 | 26 | +18 | 14 | 7 | +7 | 8 | 13 | (5) | 16 | 8 | +8 | 14 | 21 | (7) |
| CINCINNATI (1/22)* | 32 | 24 | +8 | 15 | 8 | +7 | 8 | 13 | (5) | 9 | 10 | (1) | 2 | 32 | (30) |
| at Iowa State (1/27)* | 36 | 24 | +12 | 9 | 15 | (6) | 11 | 14 | (3) | 7 | 9 | (2) | 2 | 18 | (16) |
| OKLAHOMA STATE (1/30)* | 44 | 14 | +30 | 9 | 12 | (3) | 2 | 2 | 0 | 15 | 7 | +8 | 18 | 19 | (1) |
| HOUSTON (2/3)* | 42 | 24 | +18 | 6 | 20 | (14) | 8 | 8 | 0 | 9 | 16 | (7) | 7 | 10 | (3) |
| at Kansas State (2/5)* | 38 | 30 | +8 | 21 | 8 | +13 | 6 | 8 | (2) | 16 | 9 | +7 | 2 | 11 | (9) |
| BAYLOR (2/10)* | 30 | 22 | +8 | 17 | 5 | +12 | 4 | 15 | (11) | 11 | 7 | +4 | 3 | 3 | 0 |
| at Texas Tech (2/12)* | 20 | 28 | (8) | 4 | 12 | (8) | 0 | 7 | (7) | 11 | 5 | +6 | 7 | 17 | (10) |
| at Oklahoma (2/17)* | 30 | 14 | +16 | 18 | 13 | +5 | 13 | 6 | +7 | 6 | 6 | 0 | 2 | 5 | (3) |
| TEXAS (2/24)* | 52 | 34 | +18 | 15 | 17 | (2) | 10 | 9 | +1 | 13 | 9 | +4 | 7 | 21 | (14) |
| TOTALS | 1,054 | 692 | +362 | 376 | 323 | +53 | 247 | 254 | (7) | 352 | 226 | +126 | 308 | 432 | (124) |
| AVG/GM - OVERALL | 39.1 | 25.6 | +13.5 | 13.9 | 11.9 | +2.0 | 9.1 | 9.4 | (0.3) | 13.0 | 8.4 | +4.6 | 11.4 | 16.0 | (4.6) |
| CONFERENCE TOTALS | 534 | 346 | +188 | 181 | 166 | +15 | 122 | 141 | (19) | 171 | 115 | +56 | 103 | 213 | (110) |
| AVG/GM - CONFERENCE | 38.1 | 24.7 | +13.4 | 12.9 | 11.9 | +1.0 | 8.7 | 10.1 | (1.4) | 12.2 | 8.2 | +4.0 | 7.4 | 15.2 | (7.8) |

2023-24 KANSAS MEN'S BASKETBALL

KANSAS' RECORD WHEN...

| | |
|---|----------------|
| | 2023-24 |
| Leading At Half..... | 15-2 |
| Trailing At Half..... | 4-3 |
| Tied At Half..... | 2-1 |
| | |
| Leading With 5:00 Remaining in Regulation..... | 19-0 |
| Trailing With 5:00 Remaining in Regulation..... | 1-5 |
| Tied With 5:00 Remaining in Regulation..... | 1-1 |
| In Overtime..... | 0-1 |
| | |
| Kansas Outrebounds Opponent..... | 15-2 |
| Kansas Is Outrebounded..... | 6-4 |
| Kansas Is Tied in Rebounds..... | - |
| | |
| Kansas Commits More Turnovers..... | 9-4 |
| Opponent Commits More Turnovers..... | 9-2 |
| Kansas Is Tied in Turnovers..... | 3-0 |
| | |
| Kansas Has More Free Throw Attempts..... | 16-2 |
| Opponent Has More Free Throw Attempts..... | 5-4 |
| Kansas is Tied in Free Throw Attempts..... | - |
| | |
| Kansas Shoots 50% or Better..... | 12-2 |
| Kansas Shoots Less Than 50%..... | 9-4 |
| | |
| Opponent Shoots 50% or Better..... | 0-1 |
| Opponent Shoots Less Than 50%..... | 21-5 |
| | |
| Kansas Shoots Better Than Opponent..... | 20-2 |
| Opponent Shoots Better Than Kansas..... | 1-4 |
| Kansas and Opponent Tied in FG%..... | - |
| | |
| Kansas Bench Outscores Opponent Bench..... | 7-1 |
| Opponent Bench Outscores Kansas Bench..... | 13-5 |
| Kansas is Tied in Bench Points..... | 1-0 |
| | |
| Kansas Scores Between 0-59..... | 0-2 |
| Kansas Scores Between 60-69..... | 4-1 |
| Kansas Scores Between 70-79..... | 7-2 |
| Kansas Scores Between 80-89..... | 7-1 |
| Kansas Scores Between 90-99..... | 3-0 |
| Kansas Scores 100 or More..... | - |
| | |
| Opponent Scores Between 0-59..... | 4-0 |
| Opponent Scores Between 60-69..... | 14-1 |
| Opponent Scores Between 70-79..... | 1-4 |
| Opponent Scores Between 80-89..... | 2-0 |
| Opponent Scores 90 or More..... | 0-1 |
| | |
| On Mondays..... | 3-2 |
| On Tuesdays..... | 5-1 |
| On Wednesdays..... | 1-1 |
| On Thursdays..... | - |
| On Fridays..... | 3-0 |
| On Saturdays..... | 9-2 |
| On Sundays..... | - |
| | |
| In November..... | 6-1 |
| In December..... | 6-0 |
| In January..... | 5-3 |
| In February..... | 4-2 |
| In March..... | - |
| In April..... | - |
| | |
| On CBS..... | 2-1 |
| On ESPN..... | 10-3 |
| On ESPN2..... | 3-0 |
| On ESPNU..... | - |
| On Big 12 NOW on ESPN+..... | 6-2 |

MISCELLANEOUS STREAKS

| | |
|--|--|
| Kansas' All-Time Record..... | 2,391-891 |
| Consecutive games with a 3-point field goal..... | 315 |
| Consecutive games holding opponent under 100 points..... | 131 |
| Number of 100-point games in Kansas history..... | 119 |
| Number of 100-point games in Bill Self era..... | 28 |
| KU's All-Time Overtime Record..... | 74-60 |
| KU's last OT game..... | 2/5/2024 (at Kansas State 75, Kansas 70) |
| Consecutive Allen Fieldhouse Sellouts (includes pandemic)..... | 365 |

| | | | |
|-------------------------------|----------|--------------|----------------|
| ATTENDANCE | G | TOTAL | AVERAGE |
| *Home (Allen Fieldhouse)..... | 14 | 228,200 | 16,300 |
| Away..... | 8 | 99,152 | 12,394 |
| Neutral..... | 5 | 73,102 | 14,620 |

2023-24 MISCELLANEOUS STATS

STARTING LINEUPS (5)

| | | | | | |
|--------------|------------|------------|--------------|-----------|-----------|
| (W-L) | 1 | 2 | 3 | 4 | 5 |
| 12-2 | Harris Jr. | Jackson | McCullar Jr. | Adams Jr. | Dickinson |
| 5-3 | Harris Jr. | Furphy | McCullar Jr. | Adams Jr. | Dickinson |
| 2-1 | Harris Jr. | Timberlake | Furphy | Adams Jr. | Dickinson |
| 1-0 | Harris Jr. | Jackson | McCullar Jr. | Furphy | Dickinson |
| 1-0 | Harris Jr. | Jackson | Furphy | Adams Jr. | Dickinson |

WIN/LOSS MARGIN

| | | | | | | | | | | | | | |
|--------|---|---|---|---|---|---|---|---|---|----|-------|-------|-----|
| | 1 | 2 | 3 | 4 | 5 | 6 | 7 | 8 | 9 | 10 | 11-15 | 16-29 | 30+ |
| Wins | - | 1 | 1 | 2 | 2 | - | - | 1 | 2 | 1 | 3 | 6 | 2 |
| Losses | - | - | - | 1 | 2 | 1 | - | - | - | - | 1 | 1 | - |

VIOLATIONS/TECHNICAL FOULS

| | | | | | | | |
|----------|-----------|-----------|------------|-----------------|------------|-----------|-------------|
| | 3-Seconds | 5-Seconds | 10-Seconds | Shot Clock Exp. | Lane Viol. | Technical | Goaltending |
| Kansas | - | - | - | 4 | - | 5 | 6 |
| Opponent | - | 1 | - | 11 | 1 | 1 | 8 |

LEADS AND DEFICITS

| | |
|--------------------------------------|---|
| KU's Biggest Halftime Lead | 41 (59-18) vs. North Carolina Central (11.6.23) |
| KU's Biggest Halftime Lead Blown | 8 (37-29) at UCF (1.10.24) |
| KU's Biggest Halftime Deficit | 10 (28-38) vs. Marquette (11.21.23) |
| KU's Biggest Halftime Deficit Erased | 8 (32-40) vs. Indiana (12.16.23) |
| KU's Biggest Overall Lead | 55 (95-40) vs. North Carolina Central (11.6.23) |
| KU's Biggest Win Total | 43 (99-56) vs. North Carolina Central (11.6.23) |
| KU's Biggest Loss Total | 29 (50-79) at Texas Tech (2.12.24) |
| KU's Biggest Lead Blown | 16 at UCF (1.10.24) |
| KU's Biggest Overall Deficit | 29 at Texas Tech (2.12.24) |
| KU's Biggest Deficit Overcome | 14 (44-58) vs. Kentucky (11.14.23) |

JUMP BALLS CONTROLLED (INCLUDES OT)

| | |
|-----------|----|
| Kansas | 20 |
| Opponents | 7 |

DOUBLE-FIGURE SCORING

| | |
|--------------------|----|
| Hunter Dickinson | 24 |
| Kevin McCullar Jr. | 22 |
| KJ Adams Jr. | 20 |
| Johnny Furphy | 12 |
| Dajuan Harris Jr. | 10 |
| Nicolas Timberlake | 5 |
| Elmarko Jackson | 3 |
| Parker Braun | 1 |
| Hunter Dickinson | 15 |
| KJ Adams Jr. | 3 |
| Kevin McCullar Jr. | 2 |
| Johnny Furphy | 1 |

TRIPLE-DOUBLES

| | |
|--------------------|---|
| Kevin McCullar Jr. | 2 |
|--------------------|---|

20-PLUS POINT GAMES

| | |
|--------------------|----|
| Hunter Dickinson | 13 |
| Kevin McCullar Jr. | 11 |
| Johnny Furphy | 1 |
| Dajuan Harris Jr. | 1 |

HOW KU SCORED FIRST POINTS

| | |
|---------------|----|
| 3-Pointer | 5 |
| Jump Shot | 7 |
| Free Throw | 4 |
| Lay-In/Lay-Up | 10 |
| Dunk | 1 |
| Alley-Oop | - |
| Hook Shot | 1 |

DOUBLE-FIGURE REBOUNDING

| | |
|--------------------|----|
| Hunter Dickinson | 15 |
| KJ Adams Jr. | 3 |
| Kevin McCullar Jr. | 2 |
| Johnny Furphy | 1 |

30-PLUS POINT GAMES

| | |
|--------------------|---|
| Hunter Dickinson | 2 |
| Kevin McCullar Jr. | 1 |

WHO SCORED KU'S FIRST POINTS

| | |
|--------------------|----|
| Hunter Dickinson | 11 |
| KJ Adams Jr. | 5 |
| Johnny Furphy | 5 |
| Kevin McCullar Jr. | 2 |
| Dajuan Harris Jr. | 2 |
| Elmarko Jackson | 1 |
| Nicolas Timberlake | 1 |

DOUBLE-DOUBLES

| | |
|--------------------|----|
| Hunter Dickinson | 14 |
| Kevin McCullar Jr. | 2 |
| KJ Adams Jr. | 2 |
| Johnny Furphy | 1 |

FIRST PLAYER OFF THE BENCH (sometimes multiple players)

| | |
|--------------------|----|
| Parker Braun | 11 |
| Johnny Furphy | 9 |
| Elmarko Jackson | 8 |
| Nicolas Timberlake | 6 |
| Jamari McDowell | - |

INDIVIDUAL MISCELLANEOUS STATISTICS (*HUSTLE PLAYS)

| | | | | |
|---------------------|---------------------|--------------|----------------------|------------------------------|
| NO. - PLAYER | *FLOOR BURNS | DUNKS | CHARGES DRAWN | FT-FTA (LAST 5:00/OT) |
| 1-Dickinson..... | 38 | 15 | 1 | 12-14 |
| 3-Harris Jr..... | 37 | - | 4 | 13-17 |
| 4-Cross..... | - | - | - | - |
| 5-Carter..... | - | - | - | - |
| 10-Furphy..... | 38 | 10 | 1 | 7-10 |
| 11-McDowell..... | 11 | - | - | 4-5 |
| 12-Evers..... | - | 1 | - | - |
| 13-Jackson..... | 12 | 2 | 2 | 10-14 |
| 14-Cassidy..... | - | - | - | - |
| 15-McCullar Jr..... | 43 | 10 | 2 | 11-14 |
| 20-Jankovich..... | 1 | - | - | - |
| 22-Wilhite..... | - | - | - | 0-2 |
| 23-Braun..... | 12 | 9 | 2 | 5-6 |
| 24-Adams Jr..... | 55 | 42 | - | 19-29 |
| 25-Timberlake..... | 20 | 3 | - | 4-5 |
| 41-Clemence..... | - | - | - | - |
| TOTALS | 240 | 91 | 11 | 89-120 (74.2%) |
| OPPONENTS | 177 | 42 | 7 | 79-106 (74.5%) |

BOX SCORES

1 AT #1/1 KANSAS 99, NORTH CAROLINA CENTRAL 56
Nov. 6, 2023 | Lawrence, Kan. | Allen Fieldhouse (16,300)

| N.C. Central - 56 | | | | | | | | | | | | | Record: 0-1 | | | | |
|-------------------|--------------------|-------|------|-------|-----|-----------|-------|----|----|----|----|--------|-------------|-----|--|--|--|
| NO. | Name | Min | FG | 3P | FT | Rebounds | Fouls | TP | AS | TO | ST | Blocks | +/- | | | | |
| | | | M/A | M/A | M/A | OR DR TOT | PF | FD | | | | BS BA | | | | | |
| 13 | Emmanuel Izunabor | 21:39 | 3-6 | 0-0 | 1-3 | 3 1 4 | 1 | 2 | 7 | 0 | 0 | 1 | 0 | -32 | | | |
| 0 | Fred Cleveland Jr. | 24:53 | 2-12 | 0-7 | 2-2 | 1 3 4 | 1 | 3 | 6 | 3 | 4 | 0 | 2 | -19 | | | |
| 11 | Keishon Porter | 24:48 | 0-3 | 0-1 | 0-0 | 2 0 2 | 3 | 0 | 0 | 0 | 0 | 3 | 1 | -40 | | | |
| 31 | Cobey Harraway | 24:17 | 1-4 | 0-3 | 0-2 | 0 0 0 | 1 | 1 | 2 | 0 | 0 | 0 | 0 | -20 | | | |
| 35 | PoBoigh King | 32:19 | 3-9 | 2-5 | 2-3 | 1 0 1 | 1 | 1 | 10 | 1 | 2 | 1 | 0 | -50 | | | |
| 10 | Devin Gordon | 10:59 | 0-1 | 0-1 | 0-0 | 0 0 0 | 1 | 1 | 0 | 1 | 0 | 0 | 0 | -20 | | | |
| 12 | Perry Smith Jr. | 18:21 | 3-4 | 0-0 | 2-4 | 2 3 5 | 2 | 2 | 8 | 0 | 0 | 0 | 0 | -11 | | | |
| 52 | Ja'Darius Harris | 22:47 | 4-11 | 2-3 | 2-2 | 0 0 0 | 1 | 2 | 12 | 1 | 2 | 1 | 1 | -28 | | | |
| 1 | Guy Fauntleroy | 06:21 | 0-2 | 0-1 | 0-0 | 1 1 1 | 1 | 1 | 0 | 1 | 0 | 0 | 0 | -11 | | | |
| 30 | Josh Smith | 11:26 | 4-5 | 2-2 | 1-2 | 0 4 4 | 1 | 1 | 11 | 0 | 0 | 0 | 0 | 9 | | | |
| 3 | Terrence Crawford | 01:05 | 0-0 | 0-0 | 0-0 | 0 0 0 | 0 | 0 | 0 | 0 | 0 | 0 | 0 | 4 | | | |
| 5 | Timmy Adedire | 01:05 | 0-0 | 0-0 | 0-0 | 0 0 0 | 0 | 0 | 0 | 0 | 0 | 0 | 0 | 4 | | | |
| Team | | | | | | 0 2 2 | | | | 1 | | | | -43 | | | |
| Totals | | 20:57 | 6:23 | 10:18 | 9 | 14 23 | 13 | 13 | 56 | 7 | 9 | 7 | 1 | 3 | | | |

| Shooting By Period | | |
|--------------------|-------|-------|
| 1st FG% | 7-30 | 23.3% |
| 3PT% | 2-12 | 16.7% |
| FT% | 2-4 | 50% |
| 2nd FG% | 13-27 | 48.1% |
| 3PT% | 4-11 | 36.4% |
| FT% | 8-14 | 57.1% |
| GM FG% | 20-57 | 35.1% |
| 3PT% | 6-23 | 26.1% |
| FT% | 10-18 | 55.6% |

Dead Ball Rebounds: 3.0

Technical Fouls: NONE

| Kansas - 99 | | | | | | | | | | | | | Record: 1-0 | | | | |
|-------------|--------------------|-------|-------|------|-----|-----------|-------|----|----|----|----|--------|-------------|-----|--|--|--|
| NO. | Name | Min | FG | 3P | FT | Rebounds | Fouls | TP | AS | TO | ST | Blocks | +/- | | | | |
| | | | M/A | M/A | M/A | OR DR TOT | PF | FD | | | | BS BA | | | | | |
| 24 | KJ Adams, Jr. | 22:49 | 6-8 | 0-0 | 0-0 | 0 5 5 | 1 | 3 | 12 | 2 | 1 | 1 | 0 | 34 | | | |
| 1 | Hunter Dickinson | 23:40 | 8-9 | 3-3 | 2-2 | 2 6 8 | 1 | 1 | 21 | 5 | 1 | 2 | 0 | 37 | | | |
| 3 | Dajuan Harris Jr. | 24:43 | 0-0 | 0-0 | 0-0 | 0 4 4 | 2 | 1 | 0 | 10 | 2 | 1 | 0 | 33 | | | |
| 13 | Elmarko Jackson | 21:17 | 3-5 | 0-1 | 2-2 | 0 1 1 | 3 | 2 | 8 | 5 | 1 | 0 | 0 | 31 | | | |
| 15 | Kevin McCullar Jr. | 23:56 | 8-12 | 4-7 | 2-2 | 0 6 6 | 0 | 1 | 22 | 5 | 2 | 0 | 0 | 39 | | | |
| 25 | Nicolas Timberlake | 20:22 | 4-5 | 3-4 | 2-2 | 0 0 0 | 1 | 1 | 13 | 1 | 1 | 0 | 0 | 39 | | | |
| 10 | Johnny Furphy | 16:58 | 2-4 | 0-0 | 1-4 | 5 1 1 | 1 | 1 | 6 | 2 | 0 | 1 | 0 | 29 | | | |
| 23 | Parker Braun | 20:37 | 5-6 | 0-1 | 0-0 | 5 5 1 | 0 | 0 | 10 | 3 | 1 | 0 | 1 | 15 | | | |
| 20 | Michael Jankovich | 08:09 | 2-3 | 1-2 | 0-0 | 1 1 1 | 0 | 0 | 5 | 0 | 1 | 0 | 0 | -8 | | | |
| 12 | Wilder Evers | 07:41 | 1-1 | 0-0 | 0-0 | 0 0 0 | 1 | 1 | 2 | 1 | 0 | 0 | 0 | -10 | | | |
| 14 | Patrick Cassidy | 04:54 | 0-2 | 0-1 | 0-0 | 0 0 0 | 1 | 1 | 0 | 0 | 0 | 0 | 0 | -12 | | | |
| 22 | Dillon White | 04:54 | 0-1 | 0-0 | 0-2 | 0 1 1 | 2 | 1 | 0 | 0 | 1 | 0 | 0 | -12 | | | |
| Team | | | | | | 1 0 1 | | | | 0 | | | | | | | |
| Totals | | 39:56 | 13:23 | 8:10 | 4 | 33 37 | 13 | 13 | 99 | 34 | 10 | 4 | 3 | 1 | | | |

| Shooting By Period | | |
|--------------------|-------|-------|
| 1st FG% | 22-28 | 78.6% |
| 3PT% | 9-12 | 75.0% |
| FT% | 6-6 | 100% |
| 2nd FG% | 17-28 | 60.7% |
| 3PT% | 4-11 | 36.4% |
| FT% | 2-4 | 50% |
| GM FG% | 39-56 | 69.6% |
| 3PT% | 13-23 | 56.5% |
| FT% | 8-10 | 80.0% |

Dead Ball Rebounds: 1.0

Technical Fouls: NONE

| | | NCC | KAN |
|------------------|---------------|---------------|-----|
| Biggest lead | 0 (1st 20:00) | 55 (2nd 5:03) | |
| Best Scoring Run | 10 (2nd 0:20) | 13 (1st 8:49) | |
| Lead Changes | 0 | | |
| Times Tied | 0 | | |
| Time with Lead | 00:00 | 39:37 | |

| | | Points from | NCC | KAN |
|---------------|----|-------------|-----|-----|
| Turnovers | 10 | 13 | | |
| Paint | 20 | 48 | | |
| Second Chance | 11 | 5 | | |
| Fast Breaks | 7 | 22 | | |
| Bench | 31 | 36 | | |

| Period by Period Scoring | | | |
|--------------------------|-----|-----|-----|
| | 1st | 2nd | TOT |
| NCC | 18 | 38 | 56 |
| KAN | 59 | 40 | 99 |

3 #1/1 KANSAS 89, #17/16 KENTUCKY 84
Nov. 14, 2023 | Chicago, Ill. | United Center (23,500)

| Kentucky - 84 | | | | | | | | | | | | | Record: 2-1 | | | | |
|---------------|----------------|-------|-------|-------|-----|-----------|-------|----|----|----|----|--------|-------------|-----|--|--|--|
| NO. | Name | Min | FG | 3P | FT | Rebounds | Fouls | TP | AS | TO | ST | Blocks | +/- | | | | |
| | | | M/A | M/A | M/A | OR DR TOT | PF | FD | | | | BS BA | | | | | |
| 4 | Tre Mitchell | 39:12 | 2-4 | 1-1 | 3-7 | 2 4 6 | 4 | 6 | 8 | 3 | 0 | 2 | 2 | -3 | | | |
| 1 | Justin Edwards | 29:00 | 0-6 | 0-3 | 1-2 | 1 3 4 | 2 | 1 | 1 | 2 | 2 | 0 | 1 | 1 | | | |
| 3 | Adou Thiero | 30:37 | 5-10 | 1-3 | 5-6 | 6 7 13 | 2 | 4 | 16 | 1 | 1 | 0 | 0 | -26 | | | |
| 12 | Antonio Reeves | 34:01 | 7-25 | 3-17 | 7-7 | 3 5 8 | 2 | 5 | 24 | 1 | 1 | 0 | 0 | -14 | | | |
| 21 | D.J. Wagner | 25:11 | 1-12 | 0-3 | 2-4 | 0 2 2 | 2 | 3 | 4 | 1 | 0 | 1 | 0 | -23 | | | |
| 0 | Rob Dillingham | 16:04 | 6-12 | 4-5 | 2-2 | 0 2 2 | 5 | 2 | 18 | 3 | 2 | 0 | 0 | 15 | | | |
| 23 | Jordan Burks | 10:11 | 0-2 | 0-2 | 0-0 | 1 3 4 | 2 | 1 | 0 | 2 | 0 | 0 | 0 | 19 | | | |
| 15 | Reed Sheppard | 15:43 | 4-5 | 3-4 | 2-2 | 0 0 0 | 3 | 1 | 13 | 1 | 2 | 4 | 0 | 3 | | | |
| Team | | | | | | 2 1 3 | | | | 0 | | | | | | | |
| Totals | | 25:76 | 12:38 | 22:30 | 15 | 27 42 | 22 | 23 | 84 | 14 | 8 | 9 | 3 | 4 | | | |

| Shooting By Period | | |
|--------------------|-------|-------|
| 1st FG% | 15-42 | 35.7% |
| 3PT% | 9-23 | 39.1% |
| FT% | 9-11 | 81.8% |
| 2nd FG% | 10-34 | 29.4% |
| 3PT% | 3-15 | 20.0% |
| FT% | 13-19 | 68.4% |
| GM FG% | 25-76 | 32.9% |
| 3PT% | 12-38 | 31.6% |
| FT% | 22-30 | 73.3% |

Dead Ball Rebounds: 6.0

Technical Fouls: NONE

| Kansas - 89 | | | | | | | | | | | | | Record: 3-0 | | | | |
|-------------|--------------------|-------|------|-------|-------|-----------|-------|----|----|----|----|--------|-------------|-----|--|--|--|
| NO. | Name | Min | FG | 3P | FT | Rebounds | Fouls | TP | AS | TO | ST | Blocks | +/- | | | | |
| | | | M/A | M/A | M/A | OR DR TOT | PF | FD | | | | BS BA | | | | | |
| 24 | KJ Adams, Jr. | 27:26 | 8-11 | 0-1 | 0-3 | 1 3 4 | 4 | 5 | 2 | 3 | 0 | 2 | 1 | 1 | | | |
| 1 | Hunter Dickinson | 37:06 | 8-12 | 1-2 | 10-11 | 6 15 21 | 3 | 7 | 27 | 0 | 3 | 3 | 1 | 5 | | | |
| 3 | Dajuan Harris Jr. | 37:34 | 7-12 | 5-6 | 4-5 | 0 2 2 | 3 | 3 | 23 | 7 | 4 | 0 | 1 | 0 | | | |
| 13 | Elmarko Jackson | 23:42 | 1-4 | 0-2 | 5-6 | 0 1 1 | 3 | 3 | 7 | 2 | 3 | 1 | 0 | 2 | | | |
| 15 | Kevin McCullar Jr. | 36:36 | 3-11 | 0-3 | 6-9 | 0 10 10 | 4 | 6 | 12 | 10 | 1 | 1 | 1 | 7 | | | |
| 10 | Johnny Furphy | 11:57 | 0-2 | 0-2 | 0-0 | 1 1 1 | 3 | 0 | 0 | 1 | 0 | 0 | 0 | 3 | | | |
| 25 | Nicolas Timberlake | 13:37 | 0-4 | 0-2 | 0-0 | 0 2 2 | 2 | 0 | 0 | 0 | 0 | 0 | 0 | -13 | | | |
| 23 | Parker Braun | 08:17 | 1-3 | 0-0 | 0-0 | 2 2 2 | 0 | 0 | 2 | 0 | 1 | 0 | 1 | 0 | | | |
| 11 | Jamari McDowell | 03:46 | 0-0 | 0-0 | 2-2 | 0 1 1 | 0 | 1 | 2 | 0 | 0 | 0 | 0 | 9 | | | |
| Team | | | | | | 1 0 1 | | | | 0 | | | | | | | |
| Totals | | 28:59 | 6:18 | 27:36 | 8 | 37 45 | 23 | 22 | 89 | 22 | 14 | 7 | 4 | 3 | | | |

| Shooting By Period | | |
|--------------------|-------|-------|
| 1st FG% | 13-31 | 41.9% |
| 3PT% | 3-11 | 27.3% |
| FT% | 12-13 | 92.3% |
| 2nd FG% | 15-28 | 53.6% |
| 3PT% | 3-7 | 42.9% |
| FT% | 15-23 | 65.2% |
| GM FG% | 28-59 | 47.5% |
| 3PT% | 6-18 | 33.3% |
| FT% | 27-36 | 75.0% |

Dead Ball Rebounds: 5.1

Technical Fouls: NONE

| | | UK | KU |
|------------------|----------------|---------------|----|
| Biggest lead | 14 (2nd 16:21) | 9 (1st 17:20) | |
| Best Scoring Run | 8 (1st 13:04) | 9 (1st 17:20) | |
| Lead Changes | 10 | | |
| Times Tied | 8 | | |
| Time with Lead | 18:58 | 15:29 | |

| | | Points from | UK | KU |
|---------------|----|-------------|----|----|
| Turnovers | 14 | 12 | | |
| Paint | 24 | 42 | | |
| Second Chance | 19 | 14 | | |
| Fast Breaks | 13 | 13 | | |
| Bench | 31 | 4 | | |

| Period by Period Scoring | | | |
|--------------------------|-----|-----|-----|
| | 1st | 2nd | TOT |
| UK | 48 | 36 | 84 |
| KU | 41 | 48 | 89 |

2 AT #1/1 KANSAS 99, MANHATTAN COLLEGE 61
Nov. 10, 2023 | Lawrence, Kan. | Allen Fieldhouse (16,300)

| Manhattan - 61 | | | | | | | | | | | | | Record: 1-1 | | | | |
|----------------|---------------|-------|------|-----|-----|-----------|-------|----|----|----|----|--------|-------------|-----|--|--|--|
| NO. | Name | Min | FG | 3P | FT | Rebounds | Fouls | TP | AS | TO | ST | Blocks | +/- | | | | |
| | | | M/A | M/A | M/A | OR DR TOT | PF | FD | | | | BS BA | | | | | |
| 23 | Daniel Rouzan | 22:41 | 2-6 | 0-0 | 0-1 | 3 0 3 | 2 | 2 | 4 | 0 | 3 | 0 | 1 | -32 | | | |
| 0 | Seydou Traore | 30:19 | 6-13 | 0-4 | 4-4 | 2 6 8 | 1 | 4 | 16 | 1 | 1 | 3 | 0 | 1 | | | |
| 2 | Jaden Winston | 19:45 | 0-5 | 0-3 | 0-0 | 0 2 2 | 4 | 1 | 0 | 1 | 2 | 0 | 0 | -24 | | | |
| 3 | Perry Cowan | 16:04 | 3-8 | 3-5 | 0-0 | 0 2 2 | 1 | 0 | 9 | 0 | 1 | 1 | 0 | -19 | | | |
| 4 | Brett Rumpel | 33:14 | 5-11 | 0-1 | 1-2 | 0 5 5 | 2 | 3 | 11 | 2 | 4 | 0 | 0 | -34 | | | |
| 1 | Shaqui Bender | 18:02 | 0-5 | 0-1 | 1-2 | 0 0 0 | 2 | 2 | 1 | 1 | 0 | 0 | 0 | -20 | | | |
| 24 | Xinyi Li | 13:16 | 2-5 | 1-2 | 0-0 | | | | | | | | | | | | |

BOX SCORES

5

#4/5 MARQUETTE 73, #1/1 KANSAS 59

Nov. 21, 2023 | Honolulu, Hawaii | Stan Sheriff Center (5,257)

Box score for Kansas vs Marquette. Kansas record: 4-1. Marquette record: 1-1. Includes player stats for FG, 3P, FT, Rebounds, Fouls, TP, AS, TO, ST, Blocks, +/- and team totals.

Technical Fouls: Coach 1st 3:19. Shooting By Period for Kansas: 1st FG% 16-39 41.0%, 3PT% 3-13 23.1%, FT% 3-6 50%, 2nd FG% 13-25 52.0%, 3PT% 3-12 25.0%, FT% 6-6 100%, GMFG% 29-64 45.3%, 3PT% 6-25 24.0%, FT% 9-12 75.0%. Dead Ball Rebounds: 2, 0.

Technical Fouls: Coach 1st 3:19. Biggest lead: 2 (1st 19:23), 17 (2nd 16:03). Best Scoring Run: 8 (1st 3:21), 11 (1st 9:26). Points from Turnovers: 9, 20. Period by Period Scoring: 1st 28, 2nd 31, TOT 59. MAR: 28, 35, 73.

6

#1/1 KANSAS 69, #7/8 TENNESSEE 60

Nov. 22, 2023 | Honolulu, Hawaii | Stan Sheriff Center (5,164)

Box score for Tennessee vs Kansas. Tennessee record: 4-2. Kansas record: 5-1. Includes player stats for FG, 3P, FT, Rebounds, Fouls, TP, AS, TO, ST, Blocks, +/- and team totals.

Technical Fouls: NONE. Shooting By Period for Tennessee: 1st FG% 12-34 35.3%, 3PT% 5-14 35.7%, FT% 6-6 100%, 2nd FG% 10-37 27.0%, 3PT% 4-19 21.1%, FT% 1-2 50%, GMFG% 22-71 31.0%, 3PT% 9-33 27.3%, FT% 7-8 87.5%. Dead Ball Rebounds: 1, 0.

Technical Fouls: NONE. Biggest lead: 7 (1st 8:00), 11 (2nd 2:17). Best Scoring Run: 8 (1st 9:57), 9 (1st 2:14). Points from Turnovers: 17, 5. Period by Period Scoring: 1st 35, 2nd 25, TOT 60. TEN: 35, 25, 60. KAN: 35, 34, 69.

7

AT #5/6 KANSAS 71, EASTERN ILLINOIS 63

Nov. 28, 2023 | Lawrence, Kan. | Allen Fieldhouse (16,300)

Box score for Eastern Illinois vs Kansas. Eastern Illinois record: 3-5. Kansas record: 6-1. Includes player stats for FG, 3P, FT, Rebounds, Fouls, TP, AS, TO, ST, Blocks, +/- and team totals.

Technical Fouls: NONE. Shooting By Period for Kansas: 1st FG% 15-27 55.6%, 3PT% 3-9 33.3%, FT% 5-6 83.3%, 2nd FG% 13-29 44.8%, 3PT% 0-5 0.0%, FT% 7-12 58.3%, GMFG% 28-56 50.0%, 3PT% 3-14 21.4%, FT% 12-18 66.7%. Dead Ball Rebounds: 1, 0.

Technical Fouls: NONE. Biggest lead: 0 (1st 20:00), 17 (1st 3:08). Best Scoring Run: 10 (2nd 15:21), 8 (1st 17:14). Points from Turnovers: 16, 22. Period by Period Scoring: 1st 25, 2nd 38, TOT 63. EIU: 25, 38, 63. KAN: 38, 33, 71.

8

AT #5/6 KANSAS 69, #4/5 UCONN 65

Dec. 1, 2023 | Lawrence, Kan. | Allen Fieldhouse (16,300)

Box score for UConn vs Kansas. UConn record: 7-1. Kansas record: 6-1. Includes player stats for FG, 3P, FT, Rebounds, Fouls, TP, AS, TO, ST, Blocks, +/- and team totals.

Technical Fouls: NONE. Shooting By Period for UConn: 1st FG% 10-26 38.5%, 3PT% 7-14 50.0%, FT% 4-8 50%, 2nd FG% 13-30 43.3%, 3PT% 4-14 28.6%, FT% 4-7 57.1%, GM FG% 23-56 41.1%, 3PT% 11-28 39.3%, FT% 8-15 53.3%. Dead Ball Rebounds: 4, 0.

Technical Fouls: NONE. Biggest lead: 5 (2nd 9:09), 12 (1st 4:31). Best Scoring Run: 10 (2nd 18:15), 11 (2nd 4:13). Points from Turnovers: 11, 12. Period by Period Scoring: 1st 31, 2nd 34, TOT 65. UCN: 31, 34, 65. KAN: 38, 31, 69.

BOX SCORES

9

AT #2/3 KANSAS 88, KANSAS CITY 69

Dec. 5, 2023 | Lawrence, Kan. | Allen Fieldhouse (16,300)

| Kansas City - 69 | | | | | | | | | | | | | Record: 3-6 | | | | | | | |
|-------------------------|-------|--------|--------|--------|----------|----|-------|----|----|----|----|--------------|-------------|--------------------|-----|------|--------|---------------------|-------|-------|
| NO. Name | Min | FG M-A | 3P M-A | FT M-A | Rebounds | | Fouls | TP | AS | TO | ST | Blocks BS BA | +/- | Shooting By Period | | | | | | |
| | | | | | OR | DR | | | | | | | | 1st | 2nd | 3rd | | | | |
| 23 Allen David Mukeba | F | 22:23 | 1-7 | 0-1 | 0-0 | 3 | 5 | 8 | 3 | 2 | 2 | 1 | 0 | 1 | -9 | 1st | FG% | 13-33 | 39.4% | |
| 5 Jamar Brown | G | 30:07 | 2-13 | 0-6 | 0-0 | 2 | 3 | 5 | 2 | 0 | 4 | 1 | 1 | 0 | -17 | 3PT% | 4-14 | 28.6% | | |
| 11 Anderson Kopp | G | 34:45 | 5-12 | 1-6 | 4-4 | 1 | 5 | 6 | 2 | 3 | 15 | 2 | 1 | 1 | 0 | -10 | FT% | 9-9 | 0% | |
| 13 Kristison Courseault | G | 31:01 | 7-12 | 2-3 | 2-4 | 0 | 4 | 4 | 2 | 3 | 18 | 4 | 4 | 0 | 0 | -9 | 2nd | FG% | 13-32 | 40.6% |
| 30 Cameron Faas | G | 34:42 | 6-10 | 5-7 | 1-1 | 1 | 4 | 5 | 3 | 2 | 18 | 0 | 2 | 0 | 0 | -15 | 3PT% | 4-13 | 30.8% | |
| 32 Jeff Ngandu | G | 10:45 | 1-1 | 0-0 | 2-4 | 1 | 2 | 3 | 2 | 4 | 0 | 0 | 0 | 0 | 0 | -2 | FT% | 9-10 | 90% | |
| 0 Artese Stapleton | 08:59 | 2-4 | 0-1 | 0-0 | 0 | 0 | 0 | 0 | 0 | 0 | 0 | 1 | 1 | 0 | 0 | -10 | GM FG% | 26-65 | 40.0% | |
| 2 Babacar Diallo | 06:14 | 0-1 | 0-1 | 0-0 | 0 | 2 | 2 | 0 | 0 | 0 | 1 | 1 | 2 | 1 | 0 | 0 | -4 | 3PT% | 8-27 | 29.6% |
| 12 Promise Idiaru | 01:28 | 0-0 | 0-0 | 0-0 | 0 | 0 | 0 | 0 | 0 | 0 | 0 | 0 | 0 | 0 | 0 | -2 | FT% | 1-1 | 100% | |
| 20 Melvyn Nbenkoli | 07:09 | 1-2 | 0-0 | 1 | 0 | 1 | 1 | 1 | 2 | 1 | 1 | 0 | 0 | 0 | 0 | 1 | -1 | Dead Ball Rebounds: | 3-0 | |
| 25 Tyler Andrews | 02:57 | 0-0 | 0-0 | 0 | 0 | 0 | 0 | 0 | 0 | 0 | 0 | 0 | 0 | 0 | 0 | 0 | 0 | | | |
| 1 Jayson Petty | 09:31 | 1-3 | 0-2 | 0-0 | 0 | 0 | 0 | 0 | 1 | 2 | 0 | 0 | 0 | 0 | 0 | -9 | | | | |
| Team | | | | | | | | | | | | | | | | | | | | |
| Totals | | 26-65 | 8-27 | 9-13 | 10 | 26 | 36 | 17 | 15 | 69 | 12 | 13 | 3 | 1 | 3 | -19 | | | | |

| Kansas - 88 | | | | | | | | | | | | | Record: 8-1 | | | | | | | |
|-----------------------|-------|--------|--------|--------|----------|----|-------|----|----|----|----|--------------|-------------|--------------------|-----|-----|---------------------|-------|-------|-------|
| NO. Name | Min | FG M-A | 3P M-A | FT M-A | Rebounds | | Fouls | TP | AS | TO | ST | Blocks BS BA | +/- | Shooting By Period | | | | | | |
| | | | | | OR | DR | | | | | | | | 1st | 2nd | 3rd | | | | |
| 24 KJ Adams, Jr. | F | 32:55 | 6-9 | 0-0 | 6-10 | 2 | 5 | 7 | 4 | 6 | 18 | 6 | 0 | 4 | 0 | 22 | 1st | FG% | 16-30 | 53.3% |
| 1 Hunter Dickinson | C | 29:13 | 6-12 | 0-2 | 2 | 1 | 11 | 12 | 4 | 3 | 14 | 2 | 1 | 1 | 1 | 0 | 28 | 3PT% | 5-13 | 38.5% |
| 3 Dajuan Harris Jr. | G | 35:26 | 3-6 | 2-3 | 0-0 | 1 | 1 | 1 | 0 | 8 | 7 | 2 | 1 | 0 | 0 | 10 | FT% | 7-8 | 87.5% | |
| 13 Elmarko Jackson | G | 22:48 | 2-5 | 1-3 | 0-0 | 1 | 0 | 1 | 3 | 2 | 5 | 3 | 2 | 0 | 0 | 13 | 2nd | FG% | 17-31 | 54.8% |
| 15 Kevin McCullar Jr. | G | 34:26 | 9-13 | 2-2 | 5-5 | 0 | 6 | 6 | 0 | 5 | 25 | 5 | 2 | 2 | 1 | 18 | 3PT% | 3-7 | 42.9% | |
| 10 Johnny Furphy | 13:36 | 4-7 | 2-4 | 0-0 | 2 | 2 | 0 | 0 | 10 | 0 | 0 | 0 | 2 | 1 | 0 | 12 | GM FG% | 33-61 | 54.1% | |
| 23 Parker Braun | 09:44 | 2-3 | 0-0 | 1-2 | 2 | 3 | 1 | 1 | 5 | 0 | 0 | 0 | 0 | 0 | 0 | -6 | 3PT% | 3-7 | 42.9% | |
| 25 Nicolas Timberlake | 16:43 | 1-5 | 1-5 | 0-0 | 2 | 2 | 2 | 0 | 3 | 0 | 0 | 0 | 1 | 0 | 0 | 3 | FT% | 14-19 | 73.7% | |
| 11 Jamari McDowell | 05:09 | 0-1 | 0-1 | 0-0 | 0 | 1 | 1 | 0 | 0 | 0 | 0 | 0 | 0 | 0 | 0 | -5 | Dead Ball Rebounds: | 0-0 | | |
| Team | | | | | | | | | | | | | | | | | | | | |
| Totals | | 33-61 | 8-20 | 14-19 | 7 | 30 | 37 | 15 | 17 | 88 | 23 | 7 | 11 | 3 | 1 | 19 | | | | |

| UMK | | KAN | | Points from Turnovers | | UMK | | KAN | | Period by Period Scoring | | |
|------------------|-----|-----|-----|-----------------------|-----|-----|-----|-----|-----|--------------------------|-----|-----|
| 1st | 2nd | 1st | 2nd | 1st | 2nd | TOT | 1st | 2nd | TOT | 1st | 2nd | TOT |
| Biggest lead | | | | | | | | | | | | |
| Best Scoring Run | | | | | | | | | | | | |
| Lead Changes | | | | | | | | | | | | |
| Times Tied | | | | | | | | | | | | |
| Time with Lead | | | | | | | | | | | | |

10

AT #2/3 KANSAS 73, MISSOURI 64

Dec. 9, 2023 | Lawrence, Kan. | Allen Fieldhouse (16,300)

| Missouri - 64 | | | | | | | | | | | | | Record: 7-3 | | | | | | | | |
|---------------------------|-------|--------|--------|--------|----------|----|-------|----|----|----|----|--------------|-------------|--------------------|-----|-----|---------------------|-------|-------|-------|-------|
| NO. Name | Min | FG M-A | 3P M-A | FT M-A | Rebounds | | Fouls | TP | AS | TO | ST | Blocks BS BA | +/- | Shooting By Period | | | | | | | |
| | | | | | OR | DR | | | | | | | | 1st | 2nd | 3rd | | | | | |
| 23 Aidan Shaw | F | 22:02 | 2-4 | 0-0 | 0-0 | 2 | 1 | 3 | 2 | 0 | 4 | 0 | 0 | 1 | 2 | 0 | 12 | 1st | FG% | 12-33 | 36.4% |
| 35 Noah Carter | F | 25:37 | 3-8 | 0-2 | 1-1 | 1 | 6 | 7 | 1 | 2 | 7 | 0 | 1 | 0 | 0 | -1 | 3PT% | 5-15 | 33.3% | | |
| 2 Tamar Bates | G | 24:49 | 1-5 | 1-3 | 1-2 | 1 | 3 | 4 | 3 | 4 | 4 | 1 | 0 | 0 | 0 | -12 | FT% | 0-0 | 0% | | |
| 10 Nick Honor | G | 35:08 | 5-14 | 4-8 | 3-4 | 0 | 1 | 1 | 3 | 4 | 17 | 2 | 3 | 2 | 0 | -8 | 2nd | FG% | 12-25 | 48.0% | |
| 55 Sean East II | G | 38:38 | 8-15 | 2-4 | 3-4 | 0 | 3 | 3 | 4 | 5 | 21 | 6 | 5 | 2 | 0 | -6 | 3PT% | 2-6 | 33.3% | | |
| 14 Anthony Robinson II | 08:03 | 1-3 | 0-0 | 0-0 | 0 | 0 | 0 | 0 | 2 | 0 | 0 | 0 | 0 | 0 | 0 | -1 | GM FG% | 24-58 | 41.4% | | |
| 75 Connor Vanover | 18:07 | 4-6 | 0-2 | 1-2 | 0 | 2 | 2 | 2 | 1 | 9 | 0 | 0 | 1 | 2 | 0 | -2 | 3PT% | 7-21 | 33.3% | | |
| 11 Trent Pierce | 11:21 | 0-2 | 0-2 | 0-0 | 0 | 2 | 2 | 1 | 0 | 0 | 0 | 2 | 0 | 0 | 0 | -2 | FT% | 9-13 | 69.2% | | |
| 4 Curt Lewis | 08:41 | 0-0 | 0-0 | 0-0 | 0 | 0 | 0 | 0 | 0 | 0 | 0 | 0 | 0 | 0 | 0 | -4 | Dead Ball Rebounds: | 2-0 | | | |
| 0 Jordan Butler | 03:05 | 0-1 | 0-0 | 0 | 0 | 1 | 0 | 1 | 1 | 0 | 0 | 0 | 0 | 0 | 0 | -2 | | | | | |
| 13 Jesus Carralero Martin | 02:45 | 0-0 | 0-0 | 0 | 0 | 0 | 0 | 0 | 0 | 0 | 0 | 0 | 0 | 1 | 0 | 0 | | | | | |
| 45 Mabor Malajok | 01:44 | 0-0 | 0-0 | 0 | 0 | 0 | 0 | 0 | 0 | 0 | 0 | 0 | 0 | 0 | 0 | 1 | | | | | |
| Team | | | | | | | | | | | | | | | | | | | | | |
| Totals | | 24-58 | 7-21 | 9-13 | 7 | 18 | 25 | 19 | 16 | 64 | 11 | 12 | 8 | 5 | 4 | -9 | | | | | |

| Kansas - 73 | | | | | | | | | | | | | Record: 9-1 | | | | | | | |
|-----------------------|-------|--------|--------|--------|----------|----|-------|----|----|----|----|--------------|-------------|--------------------|-----|-----|---------------------|-------|-------|-------|
| NO. Name | Min | FG M-A | 3P M-A | FT M-A | Rebounds | | Fouls | TP | AS | TO | ST | Blocks BS BA | +/- | Shooting By Period | | | | | | |
| | | | | | OR | DR | | | | | | | | 1st | 2nd | 3rd | | | | |
| 24 KJ Adams, Jr. | F | 37:12 | 7-13 | 0-0 | 3-4 | 1 | 1 | 2 | 1 | 3 | 17 | 5 | 0 | 1 | 1 | 5 | 1st | FG% | 15-33 | 45.5% |
| 1 Hunter Dickinson | C | 35:01 | 6-9 | 0-0 | 1-1 | 5 | 11 | 16 | 1 | 2 | 13 | 1 | 3 | 1 | 0 | 0 | 7 | 3PT% | 8-7 | 42.9% |
| 3 Dajuan Harris Jr. | G | 40:00 | 3-6 | 0-1 | 2-2 | 0 | 2 | 2 | 4 | 1 | 8 | 5 | 4 | 1 | 1 | 9 | FT% | 3-8 | 100% | |
| 13 Elmarko Jackson | G | 25:54 | 2-5 | 1-2 | 6-7 | 0 | 1 | 1 | 4 | 5 | 11 | 1 | 0 | 1 | 0 | 15 | 2nd | FG% | 10-23 | 43.5% |
| 15 Kevin McCullar Jr. | G | 38:51 | 4-15 | 1-4 | 8-9 | 3 | 6 | 9 | 1 | 6 | 17 | 4 | 3 | 3 | 0 | 2 | 9 | 3PT% | 0-3 | 0.0% |
| 10 Johnny Furphy | 07:39 | 0-1 | 0-0 | 0-0 | 1 | 3 | 4 | 3 | 2 | 0 | 0 | 0 | 0 | 0 | 0 | 1 | GM FG% | 25-56 | 44.6% | |
| 25 Nicolas Timberlake | 05:43 | 1-3 | 1-2 | 0-0 | 1 | 0 | 1 | 0 | 1 | 0 | 3 | 0 | 1 | 0 | 0 | 4 | 3PT% | 3-10 | 30.0% | |
| 23 Parker Braun | 04:59 | 2-2 | 0-0 | 0-0 | 0 | 0 | 0 | 0 | 1 | 0 | 4 | 0 | 0 | 0 | 2 | 0 | FT% | 20-23 | 87.0% | |
| 11 Jamari McDowell | 04:41 | 0-2 | 0-1 | 0-0 | 0 | 0 | 0 | 0 | 0 | 0 | 0 | 0 | 0 | 0 | 0 | -7 | Dead Ball Rebounds: | 3-0 | | |
| Team | | | | | | | | | | | | | | | | | | | | |
| Totals | | 25-56 | 3-10 | 20-23 | 13 | 29 | 42 | 16 | 19 | 73 | 16 | 16 | 6 | 4 | 5 | 9 | | | | |

| MIZ | | KAN | | Points from Turnovers | | MIZ | | KAN | | Period by Period Scoring | | |
|------------------|-----|-----|-----|-----------------------|-----|-----|-----|-----|-----|--------------------------|-----|-----|
| 1st | 2nd | 1st | 2nd | 1st | 2nd | TOT | 1st | 2nd | TOT | 1st | 2nd | TOT |
| Biggest lead | | | | | | | | | | | | |
| Best Scoring Run | | | | | | | | | | | | |
| Lead Changes | | | | | | | | | | | | |
| Times Tied | | | | | | | | | | | | |
| Time with Lead | | | | | | | | | | | | |

11

#2/2 KANSAS 75, AT -/RV INDIANA 71

Dec. 16, 2023 | Bloomington, Ind. | Simon Skjott Assembly Hall (17,222)

| Kansas - 75 | | | | | | | | | | | | | Record: 10-1 | | | | | | | |
|-----------------------|-------|--------|--------|--------|----------|----|-------|----|----|----|----|--------------|--------------|--------------------|-----|-----|--------|-------|-------|-------|
| NO. Name | Min | FG M-A | 3P M-A | FT M-A | Rebounds | | Fouls | TP | AS | TO | ST | Blocks BS BA | +/- | Shooting By Period | | | | | | |
| | | | | | OR | DR | | | | | | | | 1st | 2nd | 3rd | | | | |
| 24 KJ Adams, Jr. | F | 35:51 | 6-12 | 0-0 | 2-3 | 4 | 0 | 4 | 3 | 3 | 14 | 3 | 3 | 1 | 0 | 8 | 1st | FG% | 12-34 | 35.3% |
| 1 Hunter Dickinson | C | 37:51 | 8-17 | 0-1 | 1-2 | 3 | 11 | 14 | 1 | 4 | 17 | 1 | 1 | 1 | 1 | 9 | 3PT% | 2-10 | 20.0% | |
| 3 Dajuan Harris Jr. | G | 40:00 | 5-9 | 2-4 | 0-0 | 0 | 2 | 2 | 0 | 12 | 5 | 3 | 2 | 0 | 0 | 4 | FT% | 6-10 | 60% | |
| 13 Elmarko Jackson | G | 24:59 | 2-6 | 1-3 | 0-0 | 0 | 1 | 1 | 0 | 5 | 3 | 1 | 2 | 0 | 0 | -6 | 2nd | FG% | 14-27 | 51.9% |
| 15 Kevin McCullar Jr. | G | 37:15 | 3-11 | 2-5 | 13-16 | 0 | 6 | 6 | 4 | 10 | 21 | 4 | 2 | 3 | 1 | 0 | 7 | 3PT% | 4-8 | 50.0% |
| 10 Johnny Furphy | 07:23 | 0-1 | 0-1 | 1-2 | 0 | 2 | 2 | 1 | 1 | 1 | 0 | 0 | 0 | 1 | 0 | 0 | GM FG% | 26-61 | 42.6% | |
| 25 Nicolas Timberlake | 06:18 | 0-2 | 0-2 | 0-1 | 0 | 1 | 1 | 2 | 0 | 1 | 0 | 0 | 0 | 0 | 0 | -5 | 3PT% | 6-18 | 33.3% | |
| 23 Parker Braun | 02:01 | 1-1 | 0-0 | 0 | 0 | 0 | 1 | 0 | 1 | 0 | 2 | 0 | 0 | 0 | 0 | -6 | FT% | 17-24 | 70.8% | |
| 11 Jamari McDowell | 08:22 | 1-2 | 1-2 | 0-0 | 0 | 1 | 1 | 1 | 3 | 1 | 1 | 0 | 0 | 0 | | | | | | |

BOX SCORES

13 #2/2 KANSAS 86, WICHITA STATE 67
Dec. 30, 2023 | Kansas City, Mo. | T-Mobile Center (18,702)

Wichita St. - 67 Record: 8-5
Table with columns: NO. Name, Min, FG M-A, 3P M-A, FT M-A, Rebounds, Fouls, TP, AS, TO, ST, Blocks, +/-
Includes Shooting By Period and Technical Fouls: NONE

Kansas - 86 Record: 12-1
Table with columns: NO. Name, Min, FG M-A, 3P M-A, FT M-A, Rebounds, Fouls, TP, AS, TO, ST, Blocks, +/-
Includes Shooting By Period and Technical Fouls: NONE

Summary table with columns: WSU, KAN
Includes: Biggest lead, Best Scoring Run, Lead Changes, Times Tied, Time with Lead, Points from Turnovers, Paint, Second Chance, Fast Breaks, Bench, Period by Period Scoring

14 AT #2/2 KANSAS 83, TCU 81
Jan. 6, 2024 | Lawrence, Kan. | Allen Fieldhouse (16,300)

TCU - 81 Record: 11-3 (9-1)
Table with columns: NO. Name, Min, FG M-A, 3P M-A, FT M-A, Rebounds, Fouls, TP, AS, TO, ST, Blocks, +/-
Includes Shooting By Period and Technical Fouls: NONE

Kansas - 83 Record: 13-1 (1-0)
Table with columns: NO. Name, Min, FG M-A, 3P M-A, FT M-A, Rebounds, Fouls, TP, AS, TO, ST, Blocks, +/-
Includes Shooting By Period and Technical Fouls: NONE

Summary table with columns: TCU, KAN
Includes: Biggest lead, Best Scoring Run, Lead Changes, Times Tied, Time with Lead, Points from Turnovers, Paint, Second Chance, Fast Breaks, Bench, Period by Period Scoring

15 AT UCF 65, #3/3 KANSAS 60
Jan. 10, 2024 | Orlando, Fla. | Addition Financial Arena (9,469)

Kansas - 60 Record: 13-2 (1-1)
Table with columns: NO. Name, Min, FG M-A, 3P M-A, FT M-A, Rebounds, Fouls, TP, AS, TO, ST, Blocks, +/-
Includes Shooting By Period and Technical Fouls: NONE

UCF - 65 Record: 10-4 (1-1)
Table with columns: NO. Name, Min, FG M-A, 3P M-A, FT M-A, Rebounds, Fouls, TP, AS, TO, ST, Blocks, +/-
Includes Shooting By Period and Technical Fouls: NONE

Summary table with columns: KU, UCF
Includes: Biggest lead, Best Scoring Run, Lead Changes, Times Tied, Time with Lead, Points from Turnovers, Paint, Second Chance, Fast Breaks, Bench, Period by Period Scoring

16 AT #3/3 KANSAS 78, #9/9 OKLAHOMA 66
Jan. 13, 2024 | Lawrence, Kan. | Allen Fieldhouse (16,300)

Oklahoma - 66 Record: 13-3 (1-2)
Table with columns: NO. Name, Min, FG M-A, 3P M-A, FT M-A, Rebounds, Fouls, TP, AS, TO, ST, Blocks, +/-
Includes Shooting By Period and Technical Fouls: NONE

Kansas - 78 Record: 14-2 (2-1)
Table with columns: NO. Name, Min, FG M-A, 3P M-A, FT M-A, Rebounds, Fouls, TP, AS, TO, ST, Blocks, +/-
Includes Shooting By Period and Technical Fouls: NONE

Summary table with columns: OKL, KAN
Includes: Biggest lead, Best Scoring Run, Lead Changes, Times Tied, Time with Lead, Points from Turnovers, Paint, Second Chance, Fast Breaks, Bench, Period by Period Scoring

BOX SCORES

17 #3/4 KANSAS 90, AT OKLAHOMA STATE 66

Jan. 16, 2024 | Stillwater, Okla. | Gallagher-Iba Arena (8,570)

| Kansas - 90 | | | | | | | | | | | | | Record: 15-2 (3-1) | |
|---------------|--------------------|---------|-------|------|-------|-----------|-------|----|----|----|----|--------|--------------------|--|
| NO. | Name | Min | FG | 3P | FT | Rebounds | Fouls | TP | AS | TO | ST | Blocks | +/- | |
| | | | M-A | M-A | M-A | OR DR TOT | PF | | | | | BS BA | | |
| 24 | KJ Adams, Jr. | F 34:18 | 8-10 | 0-0 | 0-0 | 1 3 4 | 3 1 | 16 | 5 | 2 | 0 | 1 0 | 22 | |
| 1 | Hunter Dickinson | C 30:12 | 9-14 | 0-2 | 3-5 | 2 5 7 | 3 5 | 21 | 2 | 2 | 0 | 2 0 | 24 | |
| 3 | Dajuan Harris Jr. | G 30:60 | 4-6 | 0-0 | 3-4 | 0 2 2 | 2 2 | 11 | 3 | 1 | 3 | 0 0 | 21 | |
| 10 | Johnny Furphy | G 32:38 | 5-6 | 3-4 | 2-2 | 1 6 7 | 1 1 | 15 | 2 | 0 | 0 | 2 0 | 22 | |
| 15 | Kevin McCullar Jr. | G 35:12 | 7-14 | 1-4 | 3-3 | 1 5 6 | 1 4 | 18 | 8 | 3 | 1 | 0 0 | 25 | |
| 13 | Elmarko Jackson | G 28:44 | 1-3 | 0-1 | 0-2 | 1 0 1 | 1 1 | 2 | 1 | 2 | 1 | 0 0 | 0 | |
| 23 | Parker Braun | 09:48 | 0-1 | 0-0 | 2-2 | 0 3 3 | 4 2 | 2 | 0 | 0 | 0 | 2 0 | 0 | |
| 25 | Nicolas Timberlake | 08:42 | 1-2 | 0-0 | 0-0 | 2 2 1 | 0 0 | 2 | 0 | 0 | 2 | 0 0 | 7 | |
| 11 | Jamari McDowell | 03:00 | 0-0 | 0-0 | 0-0 | 0 0 0 | 1 0 | 0 | 0 | 0 | 0 | 0 0 | -1 | |
| 20 | Michael Jankovich | 02:26 | 1-2 | 0-0 | 0-0 | 0 0 0 | 0 0 | 3 | 0 | 0 | 0 | 0 0 | -1 | |
| Team | | | | | | 0 1 1 | | | | | | | | |
| Totals | | | 36-58 | 5-13 | 13-18 | 6 27 33 | 17 16 | 90 | 21 | 11 | 7 | 7 0 | 24 | |

Technical Fouls: NONE

| Oklahoma St. - 66 | | | | | | | | | | | | | Record: 8-9 (0-4) | |
|-------------------|---------------------|---------|-------|------|-------|-----------|-------|----|----|----|----|--------|-------------------|--|
| NO. | Name | Min | FG | 3P | FT | Rebounds | Fouls | TP | AS | TO | ST | Blocks | +/- | |
| | | | M-A | M-A | M-A | OR DR TOT | PF | | | | | BS BA | | |
| 2 | Eric Dailey Jr. | F 20:56 | 4-5 | 0-0 | 1-2 | 1 0 1 | 3 1 | 9 | 0 | 0 | 1 | 0 1 | -16 | |
| 23 | Brandon Garrison | C 26:07 | 3-6 | 0-0 | 4-6 | 2 3 5 | 4 6 | 10 | 1 | 3 | 1 | 0 1 | -15 | |
| 5 | Byron Thompson | G 26:04 | 5-11 | 3-7 | 7-8 | 0 1 1 | 4 6 | 20 | 2 | 1 | 2 | 0 1 | -25 | |
| 5 | Quion Williams | G 28:24 | 2-3 | 1-1 | 1-2 | 3 2 5 | 2 1 | 6 | 0 | 4 | 2 | 0 0 | -18 | |
| 12 | Javon Small | G 28:27 | 1-10 | 0-4 | 0-0 | 2 2 2 | 1 0 | 2 | 7 | 5 | 0 | 0 3 | -22 | |
| 51 | John-Michael Wright | 11:11 | 0-3 | 0-1 | 0-0 | 0 0 0 | 0 0 | 0 | 0 | 0 | 0 | 0 0 | -2 | |
| 32 | Mike Marsh | 11:24 | 1-4 | 0-0 | 0-0 | 1 1 2 | 0 0 | 2 | 0 | 0 | 0 | 0 1 | -11 | |
| 4 | Jarius Hicklen | 22:04 | 3-6 | 2-5 | 2-2 | 0 1 1 | 1 0 | 10 | 0 | 0 | 2 | 0 0 | -10 | |
| 13 | Connor Dow | 16:13 | 1-4 | 0-3 | 3-3 | 0 2 2 | 0 1 | 5 | 1 | 0 | 1 | 0 0 | -1 | |
| 21 | Justin McBride | 03:17 | 1-1 | 0-0 | 0-1 | 0 3 3 | 1 1 | 2 | 0 | 0 | 0 | 0 0 | -1 | |
| 14 | Jamyron Keller | 02:26 | 0-0 | 0-0 | 0-0 | 0 0 0 | 1 0 | 0 | 0 | 0 | 0 | 0 0 | 0 | |
| Team | | | | | | 0 3 3 | | | | | | | | |
| Totals | | | 21-53 | 6-21 | 18-24 | 7 18 25 | 16 17 | 66 | 11 | 14 | 9 | 7 | -24 | |

Technical Fouls: NONE

| | | KANSAS | OSU |
|------------------|--|----------------------------|---------------------------|
| Biggest lead | | 28 (2 nd 12:05) | 0 (1 st 20:00) |
| Best Scoring Run | | 12 (2 nd 12:05) | 7 (2 nd 9:27) |
| Lead Changes | | 0 | 0 |
| Times Tied | | 0 | 0 |
| Time with Lead | | 39:40 | 00:00 |

| | | KANSAS | OSU |
|-----------------------|--|--------|-----|
| Points from Turnovers | | 22 | 24 |
| Paint | | 46 | 24 |
| Second Chance | | 12 | 7 |
| Fast Breaks | | 20 | 3 |
| Bench | | 9 | 19 |

| | | KANSAS | OSU |
|--------------------------|-------------|--------|-----|
| Period by Period Scoring | | 48 | 42 |
| | 1st 2nd TOT | 33 | 33 |
| | TOT | 66 | 66 |

19 AT #7/8 KANSAS 74, CINCINNATI 69

Jan. 22, 2024 | Lawrence, Kan. | Allen Fieldhouse (16,300)

| Cincinnati - 69 | | | | | | | | | | | | | Record: 13-6 (2-4) | |
|-----------------|------------------|---------|-------|------|-------|-----------|-------|----|----|----|----|--------|--------------------|--|
| NO. | Name | Min | FG | 3P | FT | Rebounds | Fouls | TP | AS | TO | ST | Blocks | +/- | |
| | | | M-A | M-A | M-A | OR DR TOT | PF | | | | | BS BA | | |
| 30 | Viktor Lakhin | F 26:21 | 1-6 | 0-1 | 5-8 | 4 4 8 | 3 5 | 7 | 2 | 1 | 0 | 0 0 | -4 | |
| 41 | Simas Lukosius | F 26:48 | 1-9 | 0-6 | 2-2 | 1 2 3 | 2 1 | 4 | 1 | 2 | 1 | 1 0 | -2 | |
| 55 | Aziz Bandoago | C 28:30 | 2-3 | 0-0 | 2-2 | 3 8 11 | 2 2 | 6 | 0 | 4 | 0 | 1 1 | 4 | |
| 1 | Day Day Thomas | G 22:46 | 4-10 | 0-3 | 1-1 | 2 1 3 | 5 1 | 9 | 3 | 1 | 1 | 0 0 | -1 | |
| 15 | John Newman III | G 28:03 | 4-8 | 0-1 | 3-4 | 1 1 2 | 3 2 | 11 | 0 | 1 | 1 | 0 0 | -13 | |
| 0 | Dan Skilling Jr. | 31:18 | 6-14 | 3-6 | 1-2 | 3 5 3 | 3 1 | 16 | 0 | 3 | 2 | 0 0 | 3 | |
| 13 | Jamille Reynolds | 11:02 | 2-4 | 0-0 | 2-2 | 1 2 3 | 1 2 | 6 | 0 | 1 | 0 | 0 0 | -10 | |
| 2 | Jizzle James | 18:26 | 4-7 | 0-1 | 2-2 | 0 0 0 | 0 3 | 10 | 1 | 3 | 0 | 0 0 | -2 | |
| 10 | Josh Reed | 06:47 | 0-0 | 0-0 | 0-0 | 0 2 2 | 4 0 | 0 | 0 | 0 | 1 | 0 0 | 0 | |
| Team | | | | | | 2 1 3 | | | | | | | | |
| Totals | | | 24-61 | 3-18 | 18-23 | 16 24 40 | 23 17 | 69 | 7 | 16 | 6 | 2 1 | -5 | |

Technical Fouls: NONE

| Kansas - 74 | | | | | | | | | | | | | Record: 16-3 (4-2) | |
|---------------|--------------------|---------|-------|------|-------|-----------|-------|----|----|----|----|--------|--------------------|--|
| NO. | Name | Min | FG | 3P | FT | Rebounds | Fouls | TP | AS | TO | ST | Blocks | +/- | |
| | | | M-A | M-A | M-A | OR DR TOT | PF | | | | | BS BA | | |
| 24 | KJ Adams, Jr. | F 34:40 | 5-8 | 0-0 | 1-2 | 1 2 3 | 3 1 | 11 | 2 | 3 | 1 | 0 0 | 8 | |
| 1 | Hunter Dickinson | C 29:40 | 4-7 | 0-1 | 2-2 | 1 5 6 | 4 2 | 10 | 1 | 0 | 1 | 1 0 | 6 | |
| 3 | Dajuan Harris Jr. | G 37:35 | 3-10 | 1-2 | 1-1 | 1 1 2 | 2 2 | 8 | 8 | 5 | 2 | 0 1 | 8 | |
| 10 | Johnny Furphy | G 36:36 | 7-8 | 3-4 | 6-9 | 3 8 11 | 3 6 | 23 | 0 | 2 | 2 | 0 0 | 8 | |
| 15 | Kevin McCullar Jr. | G 35:24 | 5-17 | 2-6 | 8-12 | 1 4 5 | 1 11 | 20 | 5 | 1 | 3 | 0 0 | 8 | |
| 13 | Elmarko Jackson | 12:37 | 0-0 | 0-0 | 2-2 | 0 1 1 | 1 1 | 2 | 0 | 0 | 2 | 0 0 | -6 | |
| 23 | Parker Braun | 09:52 | 0-1 | 0-0 | 0-0 | 1 1 1 | 1 0 | 1 | 1 | 0 | 1 | 0 1 | 3 | |
| 25 | Nicolas Timberlake | 01:57 | 0-1 | 0-1 | 0-0 | 0 0 0 | 1 0 | 0 | 0 | 0 | 0 | 0 0 | -6 | |
| 11 | Jamari McDowell | 01:39 | 0-0 | 0-0 | 0-0 | 0 0 0 | 0 0 | 0 | 0 | 0 | 0 | 0 0 | -4 | |
| Team | | | | | | 0 1 1 | | | | | | | | |
| Totals | | | 24-52 | 6-14 | 20-28 | 6 23 29 | 17 23 | 74 | 17 | 11 | 12 | 1 2 | 5 | |

Technical Fouls: NONE

| | | CIN | KAN |
|------------------|--|---------------------------|----------------------------|
| Biggest lead | | 2 (1 st 18:49) | 12 (1 st 13:02) |
| Best Scoring Run | | 7 (1 st 6:42) | 10 (1 st 16:27) |
| Lead Changes | | 3 | 3 |
| Times Tied | | 3 | 3 |
| Time with Lead | | 01:34 | 33:30 |

| | | CIN | KAN |
|-----------------------|--|-----|-----|
| Points from Turnovers | | 8 | 15 |
| Paint | | 24 | 32 |
| Second Chance | | 13 | 8 |
| Fast Breaks | | 10 | 9 |
| Bench | | 32 | 2 |

| | | CIN | KAN |
|--------------------------|-------------|-----|-----|
| Period by Period Scoring | | 35 | 34 |
| | 1st 2nd TOT | 69 | 69 |

18 AT WEST VIRGINIA 91, #3/4 KANSAS 85

Jan. 20, 2024 | Morgantown, W. Va. | WVU Coliseum (12,208)

| Kansas - 85 | | | | | | | | | | | | | Record: 15-3 (3-2) | |
|---------------|--------------------|---------|-------|------|-------|-----------|-------|----|----|----|----|--------|--------------------|--|
| NO. | Name | Min | FG | 3P | FT | Rebounds | Fouls | TP | AS | TO | ST | Blocks | +/- | |
| | | | M-A | M-A | M-A | OR DR TOT | PF | | | | | BS BA | | |
| 24 | KJ Adams, Jr. | F 38:27 | 4-6 | 0-0 | 3-5 | 1 3 4 | 2 5 | 11 | 3 | 2 | 0 | 0 0 | -1 | |
| 1 | Hunter Dickinson | C 35:44 | 7-14 | 0-2 | 5-6 | 2 3 5 | 2 4 | 19 | 5 | 4 | 2 | 2 0 | -4 | |
| 3 | Dajuan Harris Jr. | G 35:58 | 2-5 | 0-2 | 0-0 | 0 0 0 | 3 0 4 | 5 | 0 | 5 | 1 | 0 0 | -5 | |
| 10 | Johnny Furphy | G 31:22 | 4-12 | 3-9 | 2-2 | 2 5 7 | 4 2 | 13 | 3 | 0 | 0 | 2 0 | -1 | |
| 15 | Kevin McCullar Jr. | G 32:20 | 10-14 | 2-4 | 3-3 | 0 4 4 | 3 6 | 24 | 5 | 1 | 0 | 0 0 | -2 | |
| 13 | Elmarko Jackson | 08:16 | 1-2 | 0-1 | 0-0 | 0 1 1 | 2 0 | 2 | 0 | 0 | 0 | 0 0 | -11 | |
| 23 | Parker Braun | 04:02 | 0-0 | 0-0 | 0-0 | 2 7 9 | 3 5 | 23 | 2 | 1 | 0 | 1 0 | -1 | |
| 25 | Nicolas Timberlake | 13:47 | 4-7 | 2-5 | 2-2 | 0 1 1 | 1 1 | 12 | 0 | 0 | 0 | 0 0 | -5 | |
| 11 | Jamari McDowell | 00:04 | 0-0 | 0-0 | 0-0 | 0 0 0 | 1 0 | 0 | 0 | 0 | 0 | 0 0 | 0 | |
| Team | | | | | | 0 0 0 | | | | | | | | |
| Totals | | | 32-60 | 7-23 | 14-18 | 5 17 22 | 19 18 | 85 | 22 | 7 | 8 | 3 2 | -6 | |

Technical Fouls: NONE

| West Virginia - 91 | | | | | | | | | | | | | Record: 7-11 (2-3) | |
|--------------------|-----------------|---------|-------|-------|-------|-----------|-------|----|----|----|----|--------|--------------------|--|
| NO. | Name | Min | FG | 3P | FT | Rebounds | Fouls | TP | AS | TO | ST | Blocks | +/- | |
| | | | M-A | M-A | M-A | OR DR TOT | PF | | | | | BS BA | | |
| 13 | Akok Akok | F 18:12 | 2-4 | 1-2 | 0-0 | 0 1 1 | 1 0 | 5 | 1 | 0 | 0 | 1 0 | -12 | |
| 24 | Pat Suemnick | F 34:32 | 8-15 | 0-0 | 4-6 | 4 2 6 | 4 4 | 20 | 2 | 2 | 1 | 0 1 | -2 | |
| 2 | Kobe Johnson | G 27:15 | 3-4 | 1-2 | 0-0 | 0 0 0 | 1 0 | 7 | 1 | 1 | 0 | 0 0 | -5 | |
| 3 | Kerr Kilisa | G 26:23 | 4-6 | 3-4 | 4-4 | 0 3 3 | 3 2 | 15 | 3 | 6 | 2 | 0 0 | -8 | |
| 23 | RaeQuan Battle | G 29:53 | 7-14 | 3-7 | 6-7 | 2 7 9 | 3 5 | 23 | 2 | 1 | 0 | 1 1 | 1 | |
| 11 | Quinn Slazinski | 27:05 | 2-5 | 1-3 | 3-4 | 2 3 5 | 3 3 | 8 | 0 | 0 | 0 | 0 0 | -18 | |
| 14 | Seth Wilson | 15:13 | 3-3 | 3-3 | 0-0 | 0 3 2 | 0 0 | 9 | 2 | 0 | 0 | 0 0 | 14 | |
| 1 | Noah Farrakhan | 17:51 | 0-5 | 0-0 | 4-4 | 1 3 4 | 1 5 | 4 | 6 | 1 | 0 | 0 0 | 18 | |
| 22 | Josh Harris | 03:37 | 0-0 | 0-0 | 0-0 | 0 0 0 | 0 0 | 0 | 1 | 0 | 0 | 0 0 | 2 | |
| Team | | | | | | 0 0 0 | | | | | | | | |
| Totals | | | 29-56 | 12-21 | 21-25 | 9 | | | | | | | | |

BOX SCORES

21 AT #8/9 KANSAS 83, OKLAHOMA STATE 54
Jan. 30, 2024 | Lawrence, Kan. | Allen Fieldhouse (16,300)

| NO. | Name | Min | FG | | | 3P | | | FT | | | Rebounds | | | Fouls | | | TP | AS | TO | ST | Blocks | | +/- |
|---------------|---------------------|---------|------------------|------|-----|---------|-----|-----|-------|----|----|----------|----|-----|--------|-----|-----|---------|-----|----|----|--------|--|-----|
| | | | M | A | % | M | A | % | M | A | % | OR | DR | TOT | PF | FD | BS | | | | | BA | | |
| 23 | Brandon Garrison | C 28:37 | 3-8 | 0-0 | 5-9 | 1-4 | 5-3 | 3-4 | 4 | 11 | 1 | 3 | 2 | 0 | 0 | 2 | 0 | 2 | -21 | | | | | |
| 1 | Bryce Thompson | G 04:29 | 0-1 | 0-1 | 0-0 | 0 | 0 | 0 | 0 | 1 | 0 | 2 | 0 | 0 | 0 | 0 | 0 | -4 | | | | | | |
| 12 | Javon Small | G 30:41 | 3-10 | 2-8 | 0-0 | 0 | 0 | 0 | 0 | 8 | 2 | 2 | 1 | 0 | 0 | 0 | -24 | | | | | | | |
| 13 | Connor Dow | G 29:39 | 0-4 | 0-4 | 0-0 | 0 | 7 | 7 | 3 | 0 | 1 | 0 | 1 | 1 | 0 | 0 | -23 | | | | | | | |
| 51 | John-Michael Wright | G 34:02 | 4-13 | 4-10 | 4-5 | 0 | 2 | 2 | 1 | 3 | 16 | 1 | 1 | 0 | 1 | -19 | | | | | | | | |
| 2 | Eric Daley Jr. | G 15:21 | 2-7 | 0-0 | 0-2 | 3 | 0 | 3 | 2 | 2 | 4 | 1 | 1 | 0 | 1 | -10 | | | | | | | | |
| 4 | Jarius Hicklen | 18:18 | 1-5 | 1-3 | 0-0 | 0 | 3 | 3 | 1 | 0 | 3 | 0 | 1 | 0 | 0 | -18 | | | | | | | | |
| 5 | Quion Williams | 18:31 | 1-3 | 0-0 | 2-2 | 3 | 6 | 2 | 1 | 4 | 0 | 1 | 0 | 0 | 0 | -14 | | | | | | | | |
| 32 | Mike Marsh | 05:03 | 0-2 | 0-0 | 0-0 | 0 | 1 | 1 | 0 | 0 | 1 | 0 | 0 | 0 | 0 | -4 | | | | | | | | |
| 14 | Jamyon Keller | 08:53 | 1-3 | 0-2 | 1-1 | 0 | 0 | 0 | 0 | 1 | 3 | 0 | 1 | 0 | 0 | -1 | | | | | | | | |
| 21 | Justin McBride | 05:26 | 2-2 | 1-1 | 0-0 | 0 | 1 | 1 | 0 | 5 | 0 | 1 | 0 | 0 | 0 | -7 | | | | | | | | |
| Team | | | | | | 2 | | | 0 | | | 0 | | | 0 | | | | | | | | | |
| Totals | | | 17-58 9-29 12-19 | | | 9 21 30 | | | 14 12 | | | 54 | | | 8 10 6 | | | 1 4 -29 | | | | | | |

Shooting By Period

1st FG% 6:28 26.6%
3PT% 5:14 35.7%
FT% 5:6 83.3%

2nd FG% 9:30 30.0%
3PT% 3:15 20.0%
FT% 7:13 53.8%

GM FG% 17:58 29.3%
3PT% 9:29 27.6%
FT% 12:19 83.2%

Dead Ball Rebounds: 3.0

Kansas - 83 Record: 17-4 (5-3) Technical Fouls: NONE

| NO. | Name | Min | FG | | | 3P | | | FT | | | Rebounds | | | Fouls | | | TP | AS | TO | ST | Blocks | | +/- |
|---------------|--------------------|---------|----------------|-----|-----|---------|----|----|-------|----|----|----------|----|-----|---------|----|----|--------|----|----|----|--------|--|-----|
| | | | M | A | % | M | A | % | M | A | % | OR | DR | TOT | PF | FD | BS | | | | | BA | | |
| 24 | KJ Adams, Jr. | F 30:58 | 7-7 | 0-0 | 2-2 | 0 | 2 | 2 | 2 | 4 | 16 | 6 | 2 | 2 | 1 | 0 | 22 | | | | | | | |
| 1 | Hunter Dickinson | C 27:32 | 8-14 | 0-1 | 0-0 | 1 | 10 | 11 | 3 | 2 | 16 | 2 | 1 | 1 | 1 | 0 | 16 | | | | | | | |
| 3 | Dajuan Harris Jr. | G 29:57 | 5-9 | 2-3 | 0-0 | 0 | 3 | 3 | 1 | 12 | 7 | 1 | 1 | 0 | 1 | 28 | | | | | | | | |
| 10 | Johnny Furphy | G 32:17 | 4-7 | 1-3 | 2-4 | 1 | 5 | 6 | 2 | 3 | 11 | 2 | 0 | 0 | 1 | 0 | 17 | | | | | | | |
| 13 | Elmarko Jackson | G 25:21 | 4-8 | 2-2 | 0-0 | 0 | 2 | 2 | 1 | 10 | 1 | 2 | 0 | 0 | 0 | 13 | | | | | | | | |
| 25 | Nicolas Timberlake | 24:25 | 2-8 | 1-5 | 2-2 | 0 | 6 | 6 | 1 | 2 | 7 | 2 | 1 | 2 | 0 | 0 | 24 | | | | | | | |
| 23 | Parker Braun | 10:16 | 0-1 | 0-0 | 1-1 | 0 | 5 | 6 | 1 | 0 | 0 | 1 | 3 | 1 | 0 | 0 | 1 | | | | | | | |
| 11 | Jamari McDowell | 10:28 | 2-3 | 1-2 | 1-1 | 2 | 3 | 0 | 1 | 6 | 1 | 0 | 0 | 1 | 0 | 4 | | | | | | | | |
| 20 | Michael Jankovich | 04:22 | 1-1 | 1-1 | 0-0 | 0 | 0 | 0 | 0 | 3 | 0 | 0 | 0 | 0 | 0 | 5 | | | | | | | | |
| 12 | Wilder Evers | 02:12 | 1-1 | 0-0 | 0-0 | 0 | 1 | 1 | 0 | 2 | 0 | 0 | 0 | 0 | 0 | 2 | | | | | | | | |
| 22 | Dillon Wilhite | 02:12 | 0-0 | 0-0 | 0-0 | 0 | 0 | 0 | 0 | 0 | 0 | 0 | 0 | 0 | 0 | 2 | | | | | | | | |
| Team | | | | | | 1 | | | 0 | | | 0 | | | 0 | | | | | | | | | |
| Totals | | | 34-59 8-18 7-9 | | | 5 36 41 | | | 12 14 | | | 83 | | | 22 10 7 | | | 4 1 29 | | | | | | |

| Biggest lead | OSU | KAN | Points from Turnovers | OSU | KAN | Period by Period Scoring | | | |
|---------------------------|---------------------------|---------------------------|-----------------------|-----|-----|--------------------------|-----|-----|----|
| | | | | | | 1st | 2nd | TOT | |
| 0 (1 st 20:00) | 31 (2 nd 0:35) | | 12 | 9 | | OSU | 26 | 28 | 54 |
| Best Scoring Run | 5 (2 nd 10:57) | 12 (1 st 5:45) | Paint | 14 | 44 | KAN | 44 | 39 | 83 |
| Lead Changes | 0 | 0 | Second Chance | 2 | 2 | | | | |
| Times Tied | 0 | 0 | Fast Breaks | 7 | 15 | | | | |
| Time with Lead | 00:00 | 39:44 | Bench | 19 | 18 | | | | |

22 AT #8/9 KANSAS 78, #4/4 HOUSTON 65
Feb. 3, 2024 | Lawrence, Kan. | Allen Fieldhouse (16,300)

Houston - 65 Record: 19-3 (6-3) Technical Fouls: NONE

| NO. | Name | Min | FG | | | 3P | | | FT | | | Rebounds | | | Fouls | | | TP | AS | TO | ST | Blocks | | +/- |
|---------------|------------------|---------|-----------------|------|-----|----------|---|----|-------|----|----|----------|----|-----|-------|-----|-----|-------|----|----|----|--------|---|-----|
| | | | M | A | % | M | A | % | M | A | % | OR | DR | TOT | PF | FD | BS | | | | | BA | | |
| 5 | Ja'Vier Francis | F 03:55 | 1-1 | 0-0 | 0-0 | 0 | 0 | 0 | 0 | 0 | 0 | 0 | 0 | 0 | 1 | 0 | 2 | 0 | 0 | 0 | 0 | 0 | 0 | -5 |
| 13 | J'Wan Roberts | F 37:58 | 5-11 | 0-0 | 1-3 | 7 | 6 | 13 | 2 | 3 | 11 | 1 | 0 | 2 | 0 | 1 | -10 | | | | | | | |
| 1 | Jamal Shead | G 38:24 | 2-9 | 0-3 | 3-4 | 0 | 0 | 0 | 1 | 4 | 7 | 9 | 0 | 1 | 0 | 0 | -8 | | | | | | | |
| 4 | LJ Cryer | G 32:38 | 9-20 | 6-12 | 0-1 | 0 | 1 | 3 | 1 | 24 | 3 | 0 | 1 | 0 | 1 | -9 | | | | | | | | |
| 21 | Emanuel Sharp | G 31:23 | 4-14 | 3-9 | 0-0 | 0 | 1 | 2 | 0 | 11 | 1 | 0 | 0 | 0 | 0 | -15 | | | | | | | | |
| 25 | Joseph Tugler | 33:47 | 3-7 | 0-0 | 2-2 | 5 | 3 | 8 | 3 | 2 | 8 | 0 | 2 | 1 | 1 | -3 | | | | | | | | |
| 3 | Ramon Walker Jr. | 03:38 | 0-1 | 0-1 | 0-0 | 0 | 0 | 0 | 0 | 0 | 0 | 0 | 0 | 0 | 0 | -5 | | | | | | | | |
| 8 | Myik Wilson | 11:58 | 1-5 | 0-3 | 0-0 | 0 | 0 | 0 | 0 | 0 | 2 | 0 | 0 | 2 | 0 | -4 | | | | | | | | |
| 11 | Damian Dunn | 06:19 | 0-1 | 0-1 | 0-0 | 0 | 0 | 0 | 0 | 0 | 0 | 0 | 0 | 0 | 0 | -6 | | | | | | | | |
| Team | | | 1 | | | 1 | | | 0 | | | 1 | | | 1 | | | | | | | | | |
| Totals | | | 25-69 9-29 6-10 | | | 13 11 24 | | | 12 10 | | | 65 14 | | | 3 8 1 | | | 3 -13 | | | | | | |

Shooting By Period

1st FG% 10:32 31.3%
3PT% 3:13 23.1%
FT% 5:7 71.4%

2nd FG% 15:37 40.5%
3PT% 6:16 37.5%
FT% 1:3 33.3%

GM FG% 25:69 36.2%
3PT% 9:29 31.0%
FT% 6:10 60.0%

Dead Ball Rebounds: 1.0

Kansas - 78 Record: 18-4 (6-3) Technical Fouls: NONE

| NO. | Name | Min | FG | | | 3P | | | FT | | | Rebounds | | | Fouls | | | TP | AS | TO | ST | Blocks | | +/- |
|---------------|--------------------|---------|------------------|-----|-----|---------|---|---|----------|---|----|----------|----|-----|-------|----|----|----|----|----|----|--------|--|-----|
| | | | M | A | % | M | A | % | M | A | % | OR | DR | TOT | PF | FD | BS | | | | | BA | | |
| 24 | KJ Adams, Jr. | F 30:25 | 4-5 | 0-1 | 2-4 | 0 | 4 | 4 | 2 | 3 | 10 | 7 | 4 | 1 | 1 | 0 | 11 | | | | | | | |
| 1 | Hunter Dickinson | C 33:19 | 9-15 | 0-1 | 2-3 | 2 | 6 | 8 | 2 | 3 | 20 | 4 | 3 | 0 | 1 | 0 | 14 | | | | | | | |
| 3 | Dajuan Harris Jr. | G 37:15 | 3-4 | 1-2 | 0-0 | 0 | 3 | 3 | 1 | 1 | 7 | 2 | 1 | 0 | 1 | 15 | | | | | | | | |
| 10 | Johnny Furphy | G 34:42 | 6-7 | 3-4 | 2-4 | 0 | 8 | 8 | 4 | 2 | 17 | 2 | 0 | 0 | 0 | 17 | | | | | | | | |
| 15 | Kevin McCullar Jr. | G 36:58 | 7-8 | 1-2 | 2-2 | 2 | 5 | 7 | 1 | 1 | 17 | 3 | 5 | 1 | 0 | 10 | | | | | | | | |
| 23 | Parker Braun | 08:14 | 1-2 | 1-1 | 2-2 | 1 | 2 | 3 | 0 | 1 | 5 | 1 | 0 | 0 | 0 | 1 | | | | | | | | |
| 13 | Elmarko Jackson | 08:41 | 1-2 | 0-1 | 1-1 | 2 | 0 | 0 | 2 | 1 | 3 | 0 | 0 | 0 | 0 | -3 | | | | | | | | |
| 25 | Nicolas Timberlake | 02:54 | 0-1 | 0-1 | 0-0 | 0 | 1 | 1 | 0 | 1 | 0 | 1 | 0 | 0 | 0 | 0 | | | | | | | | |
| 11 | Jamari McDowell | 01:31 | 0-1 | 0-1 | 0-0 | 0 | 0 | 0 | 0 | 0 | 0 | 0 | 0 | 0 | 0 | 0 | | | | | | | | |
| Team | | | 0 | | | 4 | | | 4 | | | 0 | | | 0 | | | | | | | | | |
| Totals | | | 31-45 6-13 10-15 | | | 6 34 40 | | | 10 12 78 | | | 20 18 | | | 2 3 1 | | | 13 | | | | | | |

| Biggest lead | HOU | KAN | Points from Turnovers | HOU | KAN | Period by Period Scoring | | | |
|---------------------------|----------------------------|---------------------------|-----------------------|-----|-----|--------------------------|-----|-----|----|
| | | | | | | 1st | 2nd | TOT | |
| 2 (1 st 19:43) | 20 (2 nd 12:23) | | 20 | 6 | | HOU | 28 | 37 | 65 |
| Best Scoring Run | 6 (1 st 6:11) | 7 (1 st 16:26) | Paint | 24 | 42 | KAN | 43 | 35 | 78 |
| Lead Changes | 1 | 0 | Second Chance | 8 | 8 | | | | |
| Times Tied | 2 | 0 | Fast Breaks | 16 | 9 | | | | |
| Time with Lead | 00:13 | 38:12 | Bench | 10 | 7 | | | | |

23 AT KANSAS STATE 75, #4/4 KANSAS 70 (OT)
Feb. 5, 2024 | Manhattan, Kan. | Bramlage Coliseum (11,010)

Kansas - 70 Record: 18-5 (6-4) Technical Fouls: NONE

| NO. | Name | Min | FG | | | 3P | | | FT | | | Rebounds | | | Fouls | | | TP | AS | TO | ST | Blocks | | +/- |
|---------------|--------------------|---------|------------------|-----|-----|---------|---|----|-------|---|----|----------|----|-----|---------|----|----|--------|----|----|----|--------|--|-----|
| | | | M | A | % | M | A | % | M | A | % | OR | DR | TOT | PF | FD | BS | | | | | BA | | |
| 24 | KJ Adams, Jr. | F 43:22 | 6-12 | 0-0 | 1-1 | 0 | 2 | 2 | 5 | 1 | 13 | 4 | 1 | 4 | 0 | 0 | -1 | | | | | | | |
| 1 | Hunter Dickinson | C 35:52 | 8-18 | 1-2 | 5-6 | 5 | 7 | 12 | 5 | 3 | 21 | 2 | 1 | 1 | 1 | 2 | -6 | | | | | | | |
| 3 | Dajuan Harris Jr. | G 42:36 | 5-10 | 1-3 | 4-4 | 0 | 2 | 2 | 2 | 3 | 15 | 8 | 3 | 2 | 1 | 0 | -4 | | | | | | | |
| 10 | Johnny Furphy | G 38:22 | 2-7 | 0-4 | 0-0 | 2 | 4 | 4 | 2 | 4 | 1 | 0 | 0 | 0 | 1 | -3 | | | | | | | | |
| 15 | Kevin McCullar Jr. | G 43:28 | 6-18 | 2-5 | 1-5 | 0 | 6 | 6 | 1 | 5 | 15 | 6 | 2 | 4 | 0 | 0 | -3 | | | | | | | |
| 13 | Elmarko Jackson | 04:47 | 1-2 | 0-0 | 0-0 | 0 | 0 | 0 | 0 | 1 | 2 | 0 | 0 | 0 | 0 | -3 | | | | | | | | |
| 23 | Parker Braun | 10:17 | 0-0 | 0-0 | 0-0 | 0 | 4 | 4 | 1 | 0 | 0 | 0 | 2 | 0 | 0 | -1 | | | | | | | | |
| 25 | Nicolas Timberlake | 06:02 | 0-0 | 0-0 | 0-0 | 0 | 2 | 2 | 0 | 0 | 0 | 0 | 0 | 0 | 0 | -2 | | | | | | | | |
| 11 | Jamari McDowell | 00:06 | 0-1 | 0-1 | 0-0 | 0 | 0 | 0 | 0 | 0 | 0 | 0 | 0 | 0 | 0 | -1 | | | | | | | | |
| 20 | Michael Jankovich | 00:06 | 0-0 | 0-0 | 0-0 | 0 | 0 | 0 | 0 | 0 | 0 | 0 | 0 | 0 | 0 | -1 | | | | | | | | |
| Team | | | | | | 0 | | | 1 | | | 0 | | | 0 | | | | | | | | | |
| Totals | | | 28-68 9-15 11-16 | | | 7 26 33 | | | 19 14 | | | 70 | | | 21 9 11 | | | 2 4 -5 | | | | | | |

Shooting By Period

1st FG% 12:27 44.4%
3PT% 2:5 40.0%
FT% 6:7 85.7%

2nd FG% 14:32 43.8%
3PT% 1:7 14.3%
FT% 3:6 50%

OT FG% 2:9 22.2%
3PT% 0:3 0.0%
FT% 2:3 66.7%

GM FG% 28:68 41.2%
3PT% 3:15 20.0%
FT% 11:16 68.8%

Dead Ball Rebounds: 3.1

Kansas St. - 75 Record: 15-8 (5-5) Technical Fouls: NONE

| NO. | Name | Min | FG | | | 3P | | | FT | | | Rebounds | | | Fouls | | | TP | AS | TO | ST | Blocks | | +/- |
|-----|------|-----|----|---|---|----|--|--|----|--|--|----------|--|--|-------|--|--|----|----|----|----|--------|--|-----|
| | | | M | A | % | | | | | | | | | | | | | | | | | | | |

BOX SCORES

25 AT RV/RV TEXAS TECH 79, #6/7 KANSAS 50
Feb. 12, 2024 | Lubbock, Texas | United Supermarkets Arena (15,098)

| Kansas - 50 | | Record: 19-6 (7-5) | | | | | | | | | | | | |
|-------------|--------------------|--------------------|--------|--------|--------|--------------------|-------------|----|----|----|----|--------------|-------|--|
| NO. | Name | Min | FG M-A | 3P M-A | FT M-A | Rebounds OR DR TOT | Fouls PF FD | TP | AS | TO | ST | Blocks BS BA | +/- | |
| 24 | KJ Adams, Jr. | F 36:21 | 1-10 | 0-1 | 3-4 | 1 2 3 | 1 2 | 5 | 3 | 0 | 0 | 0 | 1 -29 | |
| 1 | Hunter Dickinson | C 30:00 | 2-12 | 0-2 | 1-2 | 5 7 7 | 3 3 | 5 | 3 | 2 | 1 | 0 | 1 -36 | |
| 3 | Dajuan Harris Jr. | G 35:30 | 2-8 | 0-3 | 3-4 | 0 1 1 | 0 3 | 7 | 3 | 3 | 1 | 1 | 0 -28 | |
| 10 | Johnny Furphy | G 32:07 | 4-8 | 1-3 | 4-4 | 1 6 7 | 1 2 | 13 | 2 | 1 | 0 | 1 | 0 -10 | |
| 25 | Nicolas Timberlake | G 29:25 | 5-7 | 2-4 | 1-1 | 0 3 3 | 3 1 | 13 | 0 | 3 | 0 | 0 | 0 -25 | |
| 23 | Parker Braun | G 05:32 | 0-0 | 0-0 | 0-0 | 0 0 0 | 1 0 | 0 | 0 | 0 | 0 | 1 | 0 4 | |
| 13 | Elmarko Jackson | 24:25 | 3-5 | 0-2 | 1-2 | 0 1 1 | 4 3 | 7 | 0 | 0 | 2 | 0 | 0 -17 | |
| 12 | Wilder Evers | 01:42 | 0-1 | 0-0 | 0-0 | 0 0 0 | 0 0 | 0 | 0 | 0 | 0 | 0 | 1 -2 | |
| 20 | Michael Jankovich | 02:40 | 0-1 | 0-1 | 0-0 | 0 0 0 | 0 0 | 1 | 0 | 0 | 0 | 0 | 0 -2 | |
| 22 | Dillon Wilhite | 01:16 | 0-0 | 0-0 | 0-0 | 0 0 0 | 0 0 | 0 | 0 | 0 | 0 | 0 | 0 -2 | |
| 5 | Chris Carter | 01:02 | 0-0 | 0-0 | 0-0 | 0 0 0 | 0 0 | 0 | 0 | 0 | 0 | 0 | 0 -2 | |
| Team | | | | | | 4 4 4 | | 0 | | | | | | |
| Totals | | 17:52 | 3-16 | 13-17 | 4 22 | 26 16 14 | 50 | 11 | 9 | 4 | 3 | 3 | -29 | |

Shooting By Period
 1st FG% 9-26 34.6%
 3PT% 2-7 28.6%
 FT% 8-9 88.9%
 2nd FG% 8-26 30.8%
 3PT% 1-9 11.1%
 FT% 5-8 62.5%
 GM FG% 17-52 32.7%
 3PT% 3-16 18.8%
 FT% 13-17 76.5%
 Dead Ball Rebounds: 1.0

| Texas Tech - 79 | | Record: 18-6 (7-4) | | | | | | | | | | | | |
|-----------------|-------------------|--------------------|--------|--------|--------|--------------------|-------------|----|----|----|----|--------------|------|--|
| NO. | Name | Min | FG M-A | 3P M-A | FT M-A | Rebounds OR DR TOT | Fouls PF FD | TP | AS | TO | ST | Blocks BS BA | +/- | |
| 5 | Darrion Williams | F 37:08 | 12-12 | 4-4 | 2-2 | 1 10 11 | 1 2 | 30 | 3 | 1 | 2 | 1 | 1 29 | |
| 22 | Warren Washington | F 20:25 | 5-7 | 0-0 | 1-5 | 2 4 6 | 2 3 | 11 | 2 | 1 | 1 | 1 | 1 11 | |
| 2 | Pop Isaacs | G 33:50 | 1-9 | 1-6 | 4-4 | 0 4 4 | 1 1 | 7 | 5 | 1 | 1 | 0 | 1 25 | |
| 6 | Joe Toussaint | G 34:27 | 2-9 | 2-4 | 0-0 | 0 4 4 | 3 1 | 6 | 3 | 1 | 0 | 0 | 1 29 | |
| 24 | Karwin Walton | G 27:27 | 2-7 | 2-6 | 2-3 | 1 2 3 | 1 1 | 8 | 0 | 2 | 1 | 0 | 0 12 | |
| 0 | Chance McMillian | 22:22 | 3-8 | 1-6 | 0-0 | 2 2 2 | 2 2 | 7 | 3 | 1 | 1 | 0 | 0 17 | |
| 25 | Robert Jennings | 19:31 | 1-2 | 0-0 | 6-8 | 2 2 4 | 4 6 | 8 | 2 | 1 | 0 | 0 | 0 14 | |
| 1 | Lamar Washington | 01:16 | 0-0 | 0-0 | 0-0 | 0 0 0 | 0 0 | 0 | 0 | 0 | 0 | 0 | 0 2 | |
| 21 | KyeRon Lindsay | 01:16 | 1-1 | 0-0 | 0-0 | 0 0 0 | 0 0 | 2 | 0 | 0 | 0 | 1 | 0 2 | |
| 23 | Esmeli Yalaho | 01:16 | 0-0 | 0-0 | 0-0 | 0 0 0 | 0 0 | 0 | 0 | 0 | 0 | 0 | 0 2 | |
| 10 | Jack Francis | 01:02 | 0-0 | 0-0 | 0-0 | 0 2 2 | 0 0 | 1 | 0 | 0 | 0 | 0 | 0 2 | |
| Team | | | | | | 2 4 6 | | 0 | | | | | | |
| Totals | | 27:55 | 10-26 | 15-22 | 8 34 | 42 14 14 | 79 | 19 | 8 | 6 | 3 | 3 | 29 | |

Shooting By Period
 1st FG% 14-26 53.8%
 3PT% 8-14 57.1%
 FT% 1-5 20.0%
 2nd FG% 13-29 44.8%
 3PT% 2-12 16.7%
 FT% 14-17 82.4%
 GM FG% 27-55 49.1%
 3PT% 3-6 50.0%
 FT% 15-22 68.2%
 Dead Ball Rebounds: 5.0

| Biggest lead | | Points from | | Turnovers | | Period by Period Scoring | |
|------------------|---------------|--------------|-----|-----------|-----|--------------------------|--|
| 0 (1st 20:00) | 29 (2nd 1:45) | KAN | TTU | 1st | 2nd | TOT | |
| Best Scoring Run | 8 (1st 12:07) | 9 (1st 6:50) | 20 | 28 | | | |
| Lead Changes | 0 | 7 | | | | | |
| Times Tied | 1 | | | | | | |
| Time with Lead | 00:00 | 38:25 | | | | | |

26 #6/7 KANSAS 67, #25/21 OKLAHOMA 57
Feb. 17, 2024 | Norman, Okla. | Lloyd Noble Center (11,308)

| Kansas - 67 | | Record: 20-6 (8-5) | | | | | | | | | | | | |
|-------------|--------------------|--------------------|--------|--------|--------|--------------------|-------------|----|----|----|----|--------------|------|--|
| NO. | Name | Min | FG M-A | 3P M-A | FT M-A | Rebounds OR DR TOT | Fouls PF FD | TP | AS | TO | ST | Blocks BS BA | +/- | |
| 24 | KJ Adams, Jr. | F 32:42 | 3-6 | 0-0 | 3-6 | 2 2 4 | 2 3 | 9 | 2 | 2 | 2 | 0 | 0 9 | |
| 1 | Hunter Dickinson | C 36:26 | 9-16 | 0-1 | 2-4 | 4 12 16 | 2 5 | 20 | 4 | 4 | 0 | 0 | 0 15 | |
| 3 | Dajuan Harris Jr. | G 37:18 | 4-12 | 1-4 | 2-2 | 0 1 1 | 1 1 | 11 | 7 | 0 | 1 | 0 | 0 8 | |
| 10 | Johnny Furphy | G 37:07 | 5-8 | 3-5 | 2-4 | 2 7 9 | 4 2 | 15 | 2 | 0 | 3 | 0 | 0 7 | |
| 15 | Kevin McCullar Jr. | G 35:00 | 4-14 | 2-8 | 0-2 | 0 6 8 | 4 5 | 10 | 0 | 3 | 0 | 0 | 2 6 | |
| 23 | Parker Braun | G 03:34 | 0-1 | 0-0 | 0-0 | 0 1 1 | 0 0 | 0 | 0 | 0 | 0 | 0 | 0 -5 | |
| 25 | Nicolas Timberlake | 10:07 | 0-1 | 0-0 | 0-0 | 0 0 0 | 3 0 | 0 | 0 | 0 | 0 | 0 | 0 7 | |
| 11 | Jamari McDowell | 03:40 | 1-1 | 0-0 | 0-0 | 1 0 1 | 0 0 | 2 | 1 | 0 | 0 | 0 | 0 2 | |
| 13 | Elmarko Jackson | 04:06 | 0-0 | 0-0 | 0-0 | 0 0 0 | 1 0 | 0 | 0 | 1 | 0 | 0 | 0 1 | |
| Team | | | | | | 0 0 0 | | 0 | | | | | | |
| Totals | | 26:59 | 6-19 | 9-18 | 9 31 | 40 17 16 | 67 | 17 | 11 | 6 | 0 | 2 | 10 | |

Shooting By Period
 1st FG% 13-31 41.9%
 3PT% 3-12 25.0%
 FT% 0-0 0%
 2nd FG% 13-28 46.4%
 3PT% 3-7 42.9%
 FT% 9-18 50%
 GM FG% 26-59 44.1%
 3PT% 6-19 31.6%
 FT% 9-18 50.0%
 Dead Ball Rebounds: 8.1

| Oklahoma - 57 | | Record: 18-8 (6-7) | | | | | | | | | | | | |
|---------------|-------------------|--------------------|--------|--------|--------|--------------------|-------------|----|----|----|----|--------------|-------|--|
| NO. | Name | Min | FG M-A | 3P M-A | FT M-A | Rebounds OR DR TOT | Fouls PF FD | TP | AS | TO | ST | Blocks BS BA | +/- | |
| 10 | Sam Godwin | F 23:25 | 2-7 | 0-0 | 2-3 | 3 0 3 | 3 2 | 6 | 0 | 2 | 0 | 1 | 0 -20 | |
| 14 | Jalon Moore | F 35:33 | 5-10 | 2-5 | 5-6 | 1 7 8 | 3 3 | 17 | 1 | 2 | 1 | 0 | 0 -11 | |
| 2 | Javian McCollum | G 31:27 | 3-7 | 3-6 | 6-6 | 0 3 3 | 0 5 | 15 | 1 | 3 | 0 | 0 | 0 4 | |
| 3 | Otega Oweh | G 22:40 | 1-7 | 0-2 | 1-4 | 0 4 4 | 4 3 | 3 | 1 | 1 | 0 | 0 | 0 -15 | |
| 12 | Milos Uzun | G 35:40 | 3-12 | 2-4 | 3-4 | 0 5 5 | 1 4 | 11 | 4 | 1 | 2 | 0 | 0 -15 | |
| 0 | La'Tre Darlhard | 28:30 | 1-2 | 1-2 | 0-0 | 0 4 4 | 2 2 | 3 | 1 | 0 | 0 | 0 | 0 -5 | |
| 45 | Luke Northweather | 15:55 | 1-4 | 0-3 | 0-0 | 1 0 1 | 2 0 | 0 | 2 | 1 | 2 | 1 | 0 11 | |
| 13 | Maks Klanczyk | 06:50 | 0-1 | 0-1 | 0-0 | 0 1 1 | 1 0 | 0 | 1 | 0 | 0 | 0 | 0 1 | |
| Team | | | | | | 0 0 0 | | 0 | | | | | | |
| Totals | | 16:50 | 8-23 | 17-23 | 5 24 | 29 16 17 | 57 | 10 | 11 | 4 | 2 | 0 | -10 | |

Shooting By Period
 1st FG% 12-28 42.9%
 3PT% 7-12 58.3%
 FT% 3-8 37.5%
 2nd FG% 4-22 18.2%
 3PT% 1-11 9.1%
 FT% 14-15 93.3%
 GM FG% 16-50 32.0%
 3PT% 8-23 34.8%
 FT% 17-23 73.9%
 Dead Ball Rebounds: 3.1

| Biggest lead | | Points from | | Turnovers | | Period by Period Scoring | |
|------------------|---------------|---------------|------|-----------|-----|--------------------------|--|
| 12 (2nd 1:52) | 11 (1st 2:05) | KAN | OKLA | 1st | 2nd | TOT | |
| Best Scoring Run | 8 (2nd 19:16) | 8 (1st 14:33) | 18 | 13 | | | |
| Lead Changes | 2 | 6 | | | | | |
| Times Tied | 6 | 6 | | | | | |
| Time with Lead | 11:26 | 24:04 | | | | | |

27 #9/10 KANSAS 86, TEXAS 67
Feb. 24, 2024 | Lawrence, Kansas | Allen Fieldhouse (16,300)

| Texas - 67 | | Record: 17-10 (6-8) | | | | | | | | | | | | |
|------------|------------------|---------------------|--------|--------|--------|--------------------|-------------|----|----|----|----|--------------|-------|--|
| NO. | Name | Min | FG M-A | 3P M-A | FT M-A | Rebounds OR DR TOT | Fouls PF FD | TP | AS | TO | ST | Blocks BS BA | +/- | |
| 1 | Dylan Disu | F 23:27 | 3-6 | 2-4 | 0-0 | 1 2 3 | 4 1 | 8 | 2 | 3 | 1 | 1 | 0 -4 | |
| 23 | Dillon Mitchell | F 20:13 | 6-10 | 0-0 | 0-0 | 1 3 4 | 2 0 | 12 | 2 | 2 | 2 | 0 | 1 -10 | |
| 2 | Cherell Weaver | G 19:01 | 4-11 | 0-2 | 1-2 | 3 2 5 | 1 2 | 9 | 0 | 0 | 0 | 1 | 2 | |
| 3 | Max Abmas | G 35:15 | 2-8 | 1-5 | 0-0 | 0 3 3 | 1 0 | 5 | 3 | 4 | 0 | 0 | 0 -18 | |
| 4 | Tyrese Hunter | G 34:05 | 4-8 | 3-6 | 1-2 | 0 1 1 | 2 1 | 12 | 4 | 2 | 2 | 0 | 0 -16 | |
| 9 | Ithiel Horton | 27:03 | 2-7 | 2-5 | 4-6 | 0 2 2 | 1 4 | 10 | 2 | 2 | 2 | 0 | 0 10 | |
| 30 | Brock Cunningham | 17:06 | 1-3 | 1-3 | 0-0 | 2 1 3 | 2 0 | 3 | 1 | 0 | 0 | 0 | 0 -16 | |
| 5 | Kadin Shedrick | 20:44 | 4-8 | 0-1 | 0-0 | 1 0 1 | 2 1 | 8 | 2 | 2 | 2 | 0 | 0 -17 | |
| 21 | Zerik Onyema | 03:06 | 0-1 | 0-0 | 0-0 | 0 0 0 | 1 0 | 0 | 0 | 0 | 0 | 0 | 0 -3 | |
| Team | | | | | | 2 1 3 | | 0 | | | | | | |
| Totals | | 26:42 | 9-26 | 6-10 | 10 15 | 25 16 9 | 67 | 16 | 13 | 10 | 1 | 3 | -19 | |

Shooting By Period
 1st FG% 9-34 26.5%
 3PT% 4-13 30.8%
 FT% 3-4 75%
 2nd FG% 17-28 60.7%
 3PT% 5-13 38.5%
 FT% 3-6 50%
 GM FG% 26-62 41.9%
 3PT% 9-26 34.6%
 FT% 6-10 60.0%
 Dead Ball Rebounds: 4.0

| Kansas - 86 | | Record: 21-6 (9-5) | | | | | | | | | | | | |
|-------------|--------------------|--------------------|--------|--------|--------|--------------------|-------------|----|----|----|----|--------------|------|--|
| NO. | Name | Min | FG M-A | 3P M-A | FT M-A | Rebounds OR DR TOT | Fouls PF FD | TP | AS | TO | ST | Blocks BS BA | +/- | |
| 24 | KJ Adams, Jr. | F 32:22 | 8-12 | 0-0 | 0-1 | 3 5 8 | 0 2 | 16 | 2 | 4 | 0 | 0 | 1 8 | |
| 1 | Hunter Dickinson | C 33:16 | 9-17 | 0-2 | 2-4 | 0 7 7 | 2 2 | 20 | 2 | 0 | 0 | 1 | 0 13 | |
| 3 | Dajuan Harris Jr. | G 33:17 | 7-11 | 0-1 | 0-0 | 0 2 2 | 1 1 | 14 | 6 | 0 | 1 | 0 | 0 13 | |
| 10 | Johnny Furphy | G 32:22 | 3-3 | 1-1 | 9-11 | 3 5 8 | 3 5 | 16 | 1 | 4 | 2 | 0 | 0 7 | |
| 25 | Nicolas Timberlake | G 33:17 | 3-6 | 1-3 | 6-8 | 0 3 3 | 1 4 | 13 | 2 | 1 | 1 | 0 | 0 13 | |
| 11 | Jamari McDowell | 14:21 | 1-1 | 1-1 | 2-2 | 2 1 3 | 1 1 | 5 | 0 | 2 | 2 | 0 | 0 17 | |
| 13 | Elmarko Jackson | 14:21 | 0-0 | 0-0 | 0-0 | 0 0 0 | 1 0 | 0 | 4 | 2 | 1 | 0 | 0 18 | |
| 23 | Parker Braun | 06:44 | 1-2 | 0-0 | 0-1 | 0 0 0 | 0 1 | 2 | 0 | 1 | 0 | 2 | 0 6 | |
| Team | | | | | | 0 3 3 | | 0 | | | | | | |
| Totals | | 32:52 | 3-8 | 19-27 | 8 26 | 34 9 16 | 86 | 17 | 14 | 7 | 3 | 1 | 19 | |

Shooting By Period
 1st FG% 19-31 61.3%
 3PT% 1-4 25.0%
 FT% 8-11 72.7%
 2nd FG% 14-21 66.7%
 3PT% 2-4 50.0%
 FT% 11-16 68.8%
 GM FG% 32-52 61.5%
 3PT% 3-8 37.5%
 FT% 19-27 70.4%
 Dead Ball Rebounds: 5.0

| Biggest lead | | Points from | | Turnovers | | Period by Period Scoring | |
|------------------|---------------|-------------|-----|-----------|-----|--------------------------|--|
| 2 (1st 14:06) | 24 (2nd 8:41) | TEX | KAN | 1st | 2nd | TOT | |
| Best Scoring Run | 9 (2nd 15:48) | 12 (1st | | | | | |

CAREER RECORDS

SCORING

| | | | |
|-----|---------------------|-------|----------------|
| 1. | Danny Manning | 2,951 | 1985-88 |
| 2. | Nick Collison | 2,097 | 2000-03 |
| 3. | Raef LaFrentz | 2,066 | 1995-98 |
| 4. | Clyde Lovellette | 1,979 | 1950-52 |
| 5. | Sherron Collins | 1,888 | 2007-10 |
| 6. | Frank Mason III | 1,885 | 2014-17 |
| 7. | Darnell Valentine | 1,821 | 1978-81 |
| 8. | Keith Langford | 1,812 | 2002-05 |
| 9. | Perry Ellis | 1,798 | 2013-16 |
| 10. | Paul Pierce | 1,768 | 1996-98 |
| 11. | Dave Robisch | 1,754 | 1969-71 |
| 12. | Kirk Hinrich | 1,753 | 2000-03 |
| 13. | Devonte' Graham | 1,750 | 2015-18 |
| 14. | Kevin Pritchard | 1,692 | 1987-90 |
| 15. | Ochai Agbaji | 1,652 | 2019-22 |
| 16. | Mark Randall | 1,627 | 1987, 89-91 |
| 17. | Wayne Simien | 1,593 | 2002-05 |
| 18. | Tyshawn Taylor | 1,580 | 2009-12 |
| 19. | Jeff Boschee | 1,560 | 1999-2002 |
| 20. | Kenny Gregory | 1,555 | 1998-2001 |
| 21. | Calvin Thompson | 1,548 | 1983-86 |
| 22. | Drew Gooden | 1,526 | 2000-02 |
| 23. | Ron Kelllogg | 1,508 | 1983-86 |
| 24. | Bud Stallworth | 1,495 | 1970-72 |
| 25. | Tony Guy | 1,488 | 1979-82 |
| 26. | Brandon Rush | 1,477 | 2006-08 |
| 27. | Jalen Wilson | 1,475 | 2020-23 |
| 28. | Wilt Chamberlain | 1,433 | 1957-58 |
| 29. | Richard Scott | 1,375 | 1991-94 |
| 30. | Adonis Jordan | 1,373 | 1990-93 |
| 31. | Marcus Morris | 1,371 | 2009-11 |
| 32. | Mario Chalmers | 1,341 | 2006-08 |
| 33. | Walter Wesley | 1,315 | 1964-66 |
| 34. | Jo Jo White | 1,286 | 1966-69 |
| 35. | Eric Chenowith | 1,281 | 1998-2001 |
| 36. | Jerod Haase | 1,264 | 1995-97 |
| 37. | Steve Woodberry | 1,240 | 1991-94 |
| 38. | Scot Pollard | 1,209 | 1994-97 |
| | Greg Dreiling | 1,209 | 1984-86 |
| 40. | Jacque Vaughn | 1,207 | 1994-97 |
| 41. | Wayne Selden Jr. | 1,202 | 2014-16 |
| 42. | Aaron Miles | 1,183 | 2002-05 |
| 43. | Svi Mykhailiuk | 1,181 | 2015-18 |
| 44. | Milt Newton | 1,166 | 1985, 87-89 |
| 45. | Rick Suttle | 1,156 | 1973-75 |
| 46. | Billy Thomas | 1,152 | 1995-98 |
| 47. | David McCormack | 1,145 | 2019-22 |
| 48. | Wayne Hightower | 1,128 | 1960-61 |
| 49. | Lagerald Vick | 1,100 | 2016-19 |
| 50. | Charlie Black | 1,082 | 1942-43, 46-47 |
| 51. | Udoka Azubuike | 1,069 | 2017-20 |
| 52. | Rex Walters | 1,064 | 1992-93 |
| 53. | Otto Schnellbacher | 1,062 | 1943, 46-48 |
| 54. | Kelly Knight | 1,057 | 1980, 82-84 |
| 55. | Ryan Robertson | 1,055 | 1996-99 |
| 56. | Nolen Ellison | 1,045 | 1961-63 |
| 57. | Carl Henry | 1,044 | 1983-84 |
| 58. | Cole Aldrich | 1,038 | 2008-10 |
| 59. | Jerry Gardner | 1,030 | 1960-62 |
| 60. | Bill Bridges | 1,028 | 1959-61 |
| 61. | Thomas Robinson | 1,026 | 2010-12 |
| 62. | Cedric Hunter | 1,022 | 1984-87 |
| | David Magley | 1,022 | 1979-82 |
| 64. | Christian Braun | 1,018 | 2020-22 |
| 65. | Rodger Bohnenstiehl | 1,006 | 1966-67-68 |
| 66. | Norman Cook | 1,004 | 1974-75-76 |

FIELD GOAL PCT.

(Min. 500 attempts)

| | | | | |
|----|-----------------|-----------|------|-------------|
| 1. | Udoka Azubuike | 469-629 | 74.6 | 2017-20 |
| 2. | Mark Randall | 643-1037 | 62.0 | 1987, 89-91 |
| 3. | Richard Scott | 566-950 | 59.6 | 1991-94 |
| 4. | Danny Manning | 1216-2049 | 59.3 | 1985-88 |
| 5. | Darnell Jackson | 311-586 | 58.0 | 2005-08 |
| | Alonzo Jamison | 296-510 | 58.0 | 1990-92 |
| 6. | Cole Aldrich | 391-681 | 57.4 | 2008-10 |
| 8. | Greg Dreiling | 474-828 | 57.2 | 1984-86 |
| 9. | Jeff Withey | 327-576 | 56.8 | 2010-13 |
| | Sasha Kaun | 331-583 | 56.8 | 2005-08 |

REBOUNDS

| | | | |
|-----|------------------|-------|-------------|
| 1. | Danny Manning | 1,187 | 1985-88 |
| 2. | Raef LaFrentz | 1,186 | 1995-98 |
| 3. | Nick Collison | 1,143 | 2000-03 |
| 4. | Bill Bridges | 1,081 | 1959-61 |
| 5. | Eric Chenowith | 933 | 1998-2001 |
| 6. | Drew Gooden | 905 | 2000-02 |
| 7. | Wayne Simien | 884 | 2002-05 |
| 8. | Wilt Chamberlain | 877 | 1957-58 |
| 9. | Cole Aldrich | 860 | 2008-10 |
| 10. | Scot Pollard | 850 | 1994-97 |
| 11. | Clyde Lovellette | 839 | 1950-52 |
| 12. | Perry Ellis | 834 | 2013-16 |
| 13. | Dave Robisch | 815 | 1969-71 |
| 14. | Jalen Wilson | 806 | 2020-23 |
| 15. | Greg Ostertag | 770 | 1992-95 |
| 16. | Thomas Robinson | 763 | 2010-12 |
| 17. | Mark Randall | 723 | 1987, 89-91 |
| 18. | Landen Lucas | 702 | 2014-17 |
| 19. | Udoka Azubuike | 685 | 2017-20 |
| 20. | David McCormack | 681 | 2019-22 |
| 21. | Paul Mokeski | 680 | 1977-79 |
| 22. | Marcus Morris | 676 | 2009-11 |
| | Paul Pierce | 676 | 1996-98 |
| 24. | Markieff Morris | 662 | 2009-11 |
| 25. | Greg Dreiling | 650 | 1984-86 |
| 26. | Roger Brown | 640 | 1969-71 |

ASSISTS

(started 1974-75)

| | | | |
|-----|--------------------------|------------|---------------------|
| 1. | Aaron Miles | 954 | 2002-05 |
| 2. | Jacque Vaughn | 804 | 1994-97 |
| 3. | Cedric Hunter | 684 | 1984-87 |
| 4. | Kirk Hinrich | 668 | 2000-03 |
| 5. | Devonte' Graham | 632 | 2015-18 |
| 6. | Dajuan Harris Jr. | 630 | 2021-present |
| 7. | Darnell Valentine | 609 | 1978-81 |
| 8. | Frank Mason III | 576 | 2014-17 |
| 9. | Tyshawn Taylor | 575 | 2009-12 |
| 10. | Adonis Jordan | 568 | 1990-93 |
| 11. | Sherron Collins | 552 | 2007-10 |
| 12. | Russell Robinson | 500 | 2005-08 |
| 13. | Kevin Pritchard | 499 | 1987-90 |
| 14. | Ryan Robertson | 485 | 1996-99 |
| 15. | Mark Turgeon | 437 | 1984-87 |
| 16. | Jeff Boschee | 425 | 1999-2002 |
| 17. | Mario Chalmers | 420 | 2006-08 |
| 18. | Elijah Johnson | 399 | 2010-13 |
| 19. | Steve Woodberry | 361 | 1991-94 |
| 20. | Marcus Garrett | 351 | 2018-21 |
| 21. | Jerod Haase | 343 | 1995-97 |
| 22. | Danny Manning | 342 | 1985-88 |
| 23. | Tony Guy | 327 | 1979-82 |

3-POINT FIELD GOALS MADE

(started 1986-87)

| | | | |
|-----|------------------|-----|-----------|
| 1. | Jeff Boschee | 338 | 1999-2002 |
| 2. | Devonte' Graham | 296 | 2015-18 |
| 3. | Billy Thomas | 269 | 1995-98 |
| 4. | Ochai Agbaji | 250 | 2019-22 |
| 5. | Svi Mykhailiuk | 237 | 2015-18 |
| 6. | Kirk Hinrich | 236 | 2000-03 |
| 7. | Sherron Collins | 232 | 2007-10 |
| 8. | Brandon Rush | 205 | 2006-08 |
| 9. | Terry Brown | 200 | 1990-91 |
| 10. | Frank Mason III | 185 | 2014-17 |
| 11. | Mario Chalmers | 180 | 2006-08 |
| 12. | Adonis Jordan | 179 | 1990-93 |
| 13. | Tyrel Reed | 176 | 2008-11 |
| 14. | Lagerald Vick | 167 | 2016-19 |
| 15. | Wayne Selden Jr. | 162 | 2014-16 |
| 16. | Jerod Haase | 156 | 1995-97 |
| 17. | Kevin Pritchard | 154 | 1987-90 |
| 18. | Rex Walters | 151 | 1992-93 |
| 19. | Elijah Johnson | 147 | 2010-13 |
| 20. | Ryan Robertson | 144 | 1996-99 |
| 21. | Jalen Wilson | 141 | 2020-23 |
| 22. | J.R. Giddens | 137 | 2004-05 |

3-POINT FIELD GOAL ATTEMPTS

(started 1986-87)

| | | | |
|-----|------------------|-----|-----------|
| 1. | Jeff Boschee | 843 | 1999-2002 |
| 2. | Devonte' Graham | 723 | 2015-18 |
| 3. | Billy Thomas | 691 | 1995-98 |
| 4. | Ochai Agbaji | 670 | 2019-22 |
| 5. | Sherron Collins | 615 | 2007-10 |
| 6. | Svi Mykhailiuk | 579 | 2015-18 |
| 7. | Kirk Hinrich | 546 | 2000-03 |
| 8. | Terry Brown | 485 | 1990-91 |
| 9. | Brandon Rush | 471 | 2006-08 |
| 10. | Jerod Haase | 461 | 1995-97 |
| 11. | Jalen Wilson | 443 | 2020-23 |
| | Wayne Selden Jr. | 443 | 2014-16 |
| 13. | Frank Mason III | 440 | 2014-17 |
| 14. | Adonis Jordan | 437 | 1990-93 |
| 15. | Tyrel Reed | 433 | 2008-11 |
| 16. | Elijah Johnson | 430 | 2010-13 |
| | Mario Chalmers | 430 | 2006-08 |
| 18. | Lagerald Vick | 412 | 2016-19 |
| 19. | Kevin Pritchard | 379 | 1987-90 |
| 20. | Sean Pearson | 371 | 1993-96 |
| 21. | J.R. Giddens | 369 | 2004-05 |
| 22. | Rex Walters | 361 | 1992-93 |
| 23. | Christian Braun | 357 | 2020-22 |
| 24. | Ryan Robertson | 354 | 1996-99 |
| 25. | Tyshawn Taylor | 324 | 2009-12 |

3-POINT FIELD GOAL PCT.

(Min. 200 attempts; started 1986-87)

| | | | | |
|-----|-------------------|---------|------|---------|
| 1. | Milt Newton | 100-224 | 44.6 | 1987-89 |
| 2. | Jeff Gueldner | 90-205 | 43.9 | 1987-90 |
| 3. | Brandon Rush | 205-471 | 43.5 | 2005-08 |
| 4. | Kirk Hinrich | 236-546 | 43.2 | 2000-03 |
| 5. | Steve Woodberry | 126-298 | 42.3 | 1991-94 |
| 6. | Frank Mason III | 185-440 | 42.0 | 2014-17 |
| 7. | Mario Chalmers | 180-430 | 41.9 | 2005-08 |
| 8. | Rex Walters | 151-361 | 41.8 | 1992-93 |
| 9. | Malik Newman | 85-205 | 41.5 | 2018 |
| 10. | Brady Morningstar | 116-281 | 41.3 | 2007-11 |
| 11. | Terry Brown | 200-485 | 41.2 | 1990-91 |
| 12. | Devonte' Graham | 296-723 | 40.9 | 2015-18 |
| | Svi Mykhailiuk | 237-579 | 40.9 | 2015-18 |
| | Adonis Jordan | 179-437 | 40.9 | 1990-93 |
| 15. | Ryan Robertson | 144-354 | 40.7 | 1996-99 |
| 16. | Tyrel Reed | 176-433 | 40.6 | 2008-11 |
| | Kevin Pritchard | 154-379 | 40.6 | 1987-90 |
| 18. | Lagerald Vick | 167-412 | 40.5 | 2016-19 |
| 19. | Jeff Boschee | 338-843 | 40.1 | 1999-02 |
| 20. | Keith Langford | 102-257 | 39.7 | 2002-05 |
| 21. | Billy Thomas | 269-691 | 38.9 | 1995-98 |
| 22. | Jacque Vaughn | 105-274 | 38.3 | 1994-97 |
| 23. | Christian Braun | 135-357 | 37.8 | 2020-22 |
| 24. | Sherron Collins | 232-655 | 37.7 | 2007-10 |

STEALS

(started 1975-76)

| | | | |
|-----|--------------------------|------------|---------------------|
| 1. | Darnell Valentine | 336 | 1978-81 |
| 2. | Mario Chalmers | 283 | 2006-08 |
| 3. | Aaron Miles | 264 | 2002-05 |
| 4. | Danny Manning | 250 | 1985-88 |
| 5. | Russell Robinson | 247 | 2005-08 |
| 6. | Dajuan Harris Jr. | 206 | 2021-present |
| | Kirk Hinrich | 206 | 2000-03 |
| 8. | Devonte' Graham | 197 | 2015-18 |
| 9. | Kevin Pritchard | 190 | 1987-90 |
| 10. | Nick Bradford | 187 | 1997-2000 |
| 11. | Marcus Garrett | 181 | 2018-21 |
| | Adonis Jordan | 181 | 1990-93 |
| 13. | Alonzo Jamison | 175 | 1990-92 |
| 14. | Jerod Haase | 174 | 1995-97 |
| 15. | Tyshawn Taylor | 172 | 2009-12 |
| 16. | Frank Mason III | 165 | 2014-17 |
| 17. | Jeff Boschee | 161 | 1999-2002 |
| | Tony Guy | 161 | 1979-82 |
| 19. | Jacque Vaughn | 160 | 1994-97 |
| | Steve Woodberry | 160 | 1991-94 |
| 21. | Cedric Hunter | 157 | 1984-87 |
| 22. | Nick Collison | 155 | 2000-03 |
| 23. | Paul Pierce | 147 | 1996-98 |
| 24. | Sherron Collins | 145 | 2007-10 |

BLOCKED SHOTS

(started 1974-75)

| | | | |
|-----|------------------|-----|----------------|
| 1. | Jeff Withey | 311 | 2010-13 |
| 2. | Greg Ostertag | 258 | 1992-95 |
| 3. | Cole Aldrich | 253 | 2008-10 |
| 4. | Nick Collison | 243 | 2000-03 |
| 5. | Eric Chenowith | 242 | 1998-2001 |
| 6. | Scot Pollard | 218 | 1994-97 |
| 7. | Danny Manning | 200 | 1985-88 |
| 8. | Udoka Azubuike | 172 | 2017-20 |
| 9. | Mitch Lightfoot | 156 | 2017-22 |
| 10. | John Crawford | 155 | 1978-81 |
| 11. | Sasha Kaun | 150 | 2005-08 |
| 12. | Donnie Von Moore | 147 | 1974-75, 77-78 |
| 13. | Raef LaFrentz | 138 | 1995-98 |
| | Greg Dreiling | 138 | 1984-86 |
| 15. | Paul Mokeski | 136 | 1976-79 |
| 16. | Jamari Traylor | 126 | 2013-16 |
| 17. | B.J. Williams | 112 | 1994-97 |
| 18. | Darrell Arthur | 109 | 2007-08 |
| 19. | Drew Gooden | 107 | 2000-02 |
| 20. | Patrick Richey | 106 | 1991-94 |
| 21. | Markieff Morris | 103 | 2009-11 |
| 22. | Paul Pierce | 98 | 1996-98 |

DOUBLE-DOUBLES

| | | | |
|-----|-----------------|----|-----------|
| 1. | Raef LaFrentz | 56 | 1995-98 |
| 2. | Danny Manning | 45 | 1985-88 |
| | Dave Robisch | 45 | 1969-71 |
| 4. | Drew Gooden | 44 | 2000-02 |
| 5. | Wayne Simien | 38 | 2002-05 |
| 6. | Cole Aldrich | 37 | 2008-10 |
| | Nick Collison | 37 | 2000-03 |
| 8. | Thomas Robinson | 32 | 2009-11 |
| 9. | Jalen Wilson | 28 | 2020-23 |
| 10. | Udoka Azubuike | 22 | 2017-20 |
| | Dedric Leonard | 22 | 2019 |
| 12. | Eric Chenowith | 21 | 1998-2001 |

CONSECUTIVE GAMES STARTED

| | | | |
|----|------------------|-----|---------|
| 1. | Danny Manning | 141 | 1985-88 |
| 2. | Raef LaFrentz | 116 | 1995-98 |
| 3. | Frank Mason III | 110 | 2014-17 |
| | Aaron Miles | 110 | 2002-05 |
| 5. | Wayne Selden Jr. | 101 | 2014-16 |
| 6. | Jacque Vaughn | 100 | |

SINGLE SEASON RECORDS - INDIVIDUAL

POINTS

- Danny Manning (1988) 942
- Clyde Lovellette (1952) 886
- Danny Manning (1987) 860
- Wilt Chamberlain (1957) 800
- Paul Pierce (1998) 777
- Frank Mason III (2017) 753
- Drew Gooden (2002) 734
- Ochai Agbaji (2022) 732
- Jalen Wilson (2023) 723
- Nick Collison (2003) 702

--

Hunter Dickinson (2024) 494

POINTS PER GAME

- Wilt Chamberlain (1958) 30.1
- Wilt Chamberlain (1957) 29.6
- Clyde Lovellette (1952) 28.6
- Dave Robisch (1970) 26.5
- Bud Stallworth (1972) 25.3
- Danny Manning (1988) 24.8
- Danny Manning (1987) 23.9
- Walter Wesley (1965) 23.5
- Clyde Lovellette (1951) 22.8
- Wayne Hightower (1960) 21.8

--

Kevin McCullar Jr. (2024) 19.0

REBOUNDS

- Wilt Chamberlain (1957) 510
- Thomas Robinson (2012) 463
- Drew Gooden (2002) 423
- Clyde Lovellette (1952) 410
- Cole Aldrich (2009) 387
- Bill Bridges (1960) 385
- Nick Collison (2003) 380
- Dedric Lawson (2019) 371
- Wilt Chamberlain (1958) 367
- Cole Aldrich (2010) 354

--

Hunter Dickinson (2024) 293

REBOUNDS PER GAME

- Wilt Chamberlain (1957) 18.9
- Wilt Chamberlain (1958) 17.5
- Bill Bridges (1961) 14.1
- Bill Bridges (1960) 13.8
- Bill Bridges (1959) 13.7
- Clyde Lovellette (1952) 13.2
- Dave Robisch (1970) 12.1
- Thomas Robinson (2012) 11.9
- Wayne Hightower (1961) 11.6

--

Hunter Dickinson (2024) 10.9

DOUBLE-DOUBLES

- Thomas Robinson (2012) 27
- Drew Gooden (2002) 25
- Dedric Lawson (2019) 22
- Cole Aldrich (2009) 21
- Raef LaFrentz (1997) 21
- Raef LaFrentz (1998) 19
- Dave Robisch (1970) 19
- Danny Manning (1987) 18
- Dave Robisch (1971) 17
- Wayne Simien (2005) 16
- Nick Collison (2003) 16

--

Hunter Dickinson (2024) 14

ASSISTS

- Devonte' Graham (2018) 282
- Cedric Hunter (1986) 278
- Aaron Miles (2002) 252
- Ryan Robertson (1998) 248
- Aaron Miles (2003) 244
- Aaron Miles (2004) 242
- Jacque Vaughn (1995) 238
- Kirk Hinrich (2001) 229
- Dajuan Harris Jr. (2023) 224
- Jacque Vaughn (1996) 223

--

Dajuan Harris Jr. (2024) 175

STEALS

- Mario Chalmers (2008) 97
- Mario Chalmers (2007) 97
- Darnell Valentine (1981) 92
- Aaron Miles (2003) 91

- Darnell Valentine (1979) 91
- Mario Chalmers (2006) 89
- Alonzo Jamison (1992) 83
- 3x (last Alonzo Jamison, 1991) 80
- Dajuan Harris Jr. (2023) 78

--

Dajuan Harris Jr. (2024) 41

BLOCKED SHOTS

- Jeff Withey (2013) 146
- Jeff Withey (2012) 140
- Cole Aldrich (2010) 125
- Greg Ostertag (1994) 97
- Cole Aldrich (2009) 94
- Greg Ostertag (1995) 91
- Scot Pollard (1996) 84
- Nick Collison (2002) 83
- Udoka Azubuike (2020) 80
- Eric Chenowith (1999) 78
- Nick Collison (2003) 74

--

Hunter Dickinson (2024) 32

FIELD GOALS MADE

- Danny Manning (1988) 381
- Clyde Lovellette (1952) 352
- Danny Manning (1987) 347
- Paul Pierce (1998) 287
- Drew Gooden (2002) 285
- Nick Collison (2003) 281
- Danny Manning (1986) 279
- Bud Stallworth (1972) 277
- Wilt Chamberlain (1957) 275

--

Hunter Dickinson (2024) 211

FIELD GOALS ATTEMPTED

- Clyde Lovellette (1952) 742
- Danny Manning (1988) 653
- Bud Stallworth (1972) 620
- Wilt Chamberlain (1957) 588
- Jalen Wilson (2023) 575
- Drew Gooden (2002) 566
- Danny Manning (1987) 562
- Paul Pierce (1998) 559
- Clyde Lovellette (1951) 554
- Ochai Agbaji (2022) 542

--

Hunter Dickinson (2024) 379

FIELD GOAL PCT. (MIN 175 ATT.)

- Udoka Azubuike (2018) 77.0
- Udoka Azubuike (2020) 74.8
- Mark Randall (1989) 64.6
- Mark Randall (1991) 64.3
- Richard Scott (1992) 63.9
- Landen Lucas (2017) 63.1
- Darnell Jackson (2008) 62.6
- KJ Adams Jr. (2023) 62.2**
- Sasha Kaun (2008) 61.9
- Danny Manning (1987) 61.7

--

KJ Adams Jr. (2024) 61.2

FREE THROWS MADE

- Wilt Chamberlain (1957) 250
- Wayne Hightower (1960) 193
- Frank Mason III (2017) 189
- Dave Robisch (1970) 189
- Clyde Lovellette (1952) 182
- Wilt Chamberlain (1958) 177
- Andrew Wiggins (2014) 176
- Danny Manning (1988) 171
- Dedric Lawson (2019) 167
- Devonte' Graham (2018) 167
- Wayne Simien (2004) 167

--

Kevin McCullar Jr. (2024) 111

FREE THROWS ATTEMPTED

- Wilt Chamberlain (1957) 399
- Wilt Chamberlain (1958) 292
- Wayne Hightower (1960) 285
- Walter Wesley (1966) 262
- Dave Robisch (1970) 254
- Clyde Lovellette (1952) 250
- Thomas Robinson (2012) 239
- Frank Mason III (2017) 238
- B. H. Born (1953) 234

- Danny Manning (1988) 233
- Dave Robisch (1971) 233

--

Kevin McCullar Jr. (2024) 140

FREE THROW PCT. (MIN. 75 ATT.)

- Steve Woodberry (1993) 87.9
- Rex Walters (1993) 87.3
- Ryan Robertson (1999) 87.1
- Al Kelley (1954) 86.2
- Calvin Thompson (1984) 85.9
- Sherron Collins (2010) 85.5
- Grady Dick (2023) 85.4
- Ron Kellogg (1986) 84.3
- Kirk Hinrich (2003) 84.3

--

Kevin McCullar Jr. (2024) 79.3

3-POINT FIELD GOALS MADE

- Svi Mykhailiuk (2018) 115
- Terry Brown (1991) 111
- Devonte' Graham (2018) 110
- Jeff Boschee (2002) 110
- Billy Thomas (1998) 105
- Ochai Agbaji (2022) 103
- Devonte' Graham (2017) 94
- Kirk Hinrich (2003) 89
- Terry Brown (1990) 89
- Malik Newman (2018) 85

--

McCullar, Furphy (2024) 37

3-POINT FIELD GOALS ATTEMPTED

- Terry Brown (1991) 277
- Devonte' Graham (2018) 271
- Billy Thomas (1998) 262
- Svi Mykhailiuk (2018) 259
- Ochai Agbaji (2022) 252
- Devonte' Graham (2017) 242
- Jeff Boschee (2002) 237
- Jeff Boschee (1999) 222
- Kirk Hinrich (2003) 219
- Terry Brown (1990) 208
- Jalen Wilson (2023) 208

--

Kevin McCullar Jr. (2024) 105

3-PT FIELD GOAL PCT. (MIN. 80 ATT.)

- Kirk Hinrich (2001) 50.5
- Aaron Miles (2005) 50.0
- Jeff Guedner (1990) 48.6
- Kirk Hinrich (2002) 47.8
- Tyrel Reed (2010) 47.3
- Brandon Rush (2006) 47.2
- Frank Mason III (2017) 47.1
- Mario Chalmers (2008) 46.8
- Jeff Boschee (2002) 46.4

--

Johnny Furphy (2024) 39.4

MINUTES PLAYED

- Devonte' Graham (2018) 1,435
- Ochai Agbaji (2022) 1,368
- Danny Manning (1988) 1,336
- Tyshawn Taylor (2012) 1,303
- Frank Mason III (2017) 1,301
- Jalen Wilson (2023) 1,273
- Frank Mason III (2016) 1,272
- Devonte' Graham (2017) 1,269
- Danny Manning (1986) 1,256
- Elijah Johnson (2012) 1,254

--

Dajuan Harris Jr. (2024) 967

MINUTES PER GAME

- Tony Guy (1982) 39.4
- David Magley (1982) 39.0
- Clinton Johnson (1976) 38.2
- Wilmore Fowler (1979) 37.9
- Devonte' Graham (2018) 37.8
- Darnell Valentine (1981) 37.1
- John Douglas (1977) 36.4
- Carl Henry (1983) 36.2
- Tony Guy (1981) 36.2
- Frank Mason III (2017) 36.1

--

Dajuan Harris Jr. (2024) 35.8

SINGLE-SEASON TEAM RECORDS

POINTS PER GAME

| YEAR | PTS | GMS | AVG |
|---------|------|-----|------|
| 1989-90 | 3223 | 35 | 92.1 |
| 2001-02 | 3365 | 37 | 90.9 |
| 1988-89 | 2758 | 31 | 89.0 |
| 1996-97 | 3058 | 36 | 84.9 |
| 1997-98 | 3300 | 39 | 84.6 |

--

2023-24 2078 27 77.0

FIELD GOAL PCT.

| YEAR | FGs | FGAs | FG% |
|---------|------|------|------|
| 1985-86 | 1260 | 2266 | 55.6 |
| 1984-85 | 1019 | 1898 | 53.7 |
| 1989-90 | 1204 | 2258 | 53.3 |
| 1988-89 | 1024 | 1925 | 53.2 |

--

2023-24 779 1553 50.2

3-POINT FIELD GOALS MADE

| YEAR | 3FGs |
|---------|------|
| 2017-18 | 391 |
| 2016-17 | 318 |
| 2015-16 | 304 |
| 2021-22 | 286 |
| 2010-11 | 271 |
| 2007-08 | 271 |

--

2023-24 161

3-POINT FIELD GOAL ATTEMPTS

| YEAR | 3FGAs |
|---------|-------|
| 2017-18 | 974 |
| 2016-17 | 787 |
| 2021-22 | 792 |
| 2018-19 | 743 |
| 2015-16 | 728 |
| 2022-23 | 724 |
| 2010-11 | 710 |

--

2023-24 465

3-POINT FIELD GOAL PCT.

| YEAR | 3FGs | 3FGAs | 3FG% |
|---------|------|-------|------|
| 1989-90 | 230 | 531 | 43.3 |
| 2015-16 | 304 | 728 | 41.8 |
| 2001-02 | 224 | 536 | 41.8 |
| 1988-89 | 143 | 344 | 41.6 |
| 1992-93 | 215 | 527 | 40.8 |

--

2023-24 161 465 34.6

ASSISTS PER GAME

| YEAR | AST | GMS | AVG |
|----------------|------------|-----------|-------------|
| 1989-90 | 763 | 35 | 21.8 |
| 1985-86 | 814 | 39 | 20.9 |
| 2001-02 | 767 | 37 | 20.7 |
| 1988-89 | 620 | 31 | 20.0 |
| 2023-24 | 532 | 27 | 19.7 |
| 2000-01 | 641 | 33 | 19.4 |
| 1984-85 | 660 | 34 | 19.4 |

STEALS PER GAME

| YEAR | STL | GMS | AVG |
|---------|-----|-----|-----|
| 2002-03 | 373 | 38 | 9.8 |
| 2005-06 | 323 | 33 | 9.8 |
| 1996-97 | 351 | 36 | 9.8 |
| 2001-02 | 357 | 37 | 9.7 |
| 1990-91 | 325 | 35 | 9.3 |

--

2023-24 204 27 7.6

OPPONENT FIELD GOAL PCT. (since 1985-86 [shot clock era])

| YEAR | OPP. FG% |
|---------|----------|
| 2012-13 | 36.1 |
| 2005-06 | 37.0 |
| 2006-07 | 37.6 |
| 2019-20 | 37.7 |

--

2023-24 39.7

OPPONENT 3-POINT FG PCT.

| YEAR | OPP. 3FG% |
|---------|-----------|
| 2021-22 | 29.8 |
| 2010-11 | 29.8 |
| 2012-13 | 30.3 |
| 2019-20 | 30.5 |
| 1998-99 | 30.5 |
| 1991-92 | 30.5 |

--

2023-24 32.5

FRESHMAN RECORDS

POINTS SCORED

| | |
|-----------------------------------|-----|
| 1. Andrew Wiggins (2014)..... | 597 |
| 2. Ben McLemore (2013)..... | 589 |
| 3. Josh Jackson (2017)..... | 572 |
| 4. Gradey Dick (2023)..... | 507 |
| 5. Danny Manning (1985)..... | 496 |
| 6. Xavier Henry (2010)..... | 483 |
| 7. Brandon Rush (2006)..... | 444 |
| 8. Devon Dotson (2019)..... | 442 |
| 9. Kerry Boagni (1983)..... | 408 |
| 10. Paul Pierce (1996)..... | 404 |
| 11. Darnell Valentine (1978)..... | 392 |
| 12. Mario Chalmers (2006)..... | 379 |
| 13. J.R. Giddens (2004)..... | 374 |
| 14. Darrell Arthur (2007)..... | 361 |
| Jeff Boschee (1999)..... | 361 |
| 16. Nick Collison (2000)..... | 357 |
| 17. Sherron Collins (2007)..... | 354 |

SCORING AVERAGE

| | |
|-------------------------------|------|
| 1. Andrew Wiggins (2014)..... | 17.1 |
| 2. Josh Jackson (2017)..... | 16.3 |
| 3. Ben McLemore (2013)..... | 15.9 |
| 4. Danny Manning (1985)..... | 14.6 |
| 5. Gradey Dick (2023)..... | 14.1 |
| Kerry Boagni (1983)..... | 14.1 |
| 7. Brandon Rush (2006)..... | 13.5 |
| Darnell Valentine (1978)..... | 13.5 |
| 9. Xavier Henry (2010)..... | 13.4 |
| 10. Devon Dotson (2019)..... | 12.3 |
| 11. Paul Pierce (1996)..... | 11.9 |

REBOUNDS

| | |
|--------------------------------|-----|
| 1. Josh Jackson (2017)..... | 258 |
| Danny Manning (1985)..... | 258 |
| 3. Drew Gooden (2000)..... | 248 |
| 4. Nick Collison (2000)..... | 234 |
| 5. Raef LaFrentz (1995)..... | 231 |
| 6. Jalen Wilson (2021)..... | 230 |
| 7. Joel Embiid (2014)..... | 227 |
| 8. Norm Cook (1974)..... | 196 |
| 9. Brandon Rush (2006)..... | 195 |
| 10. Ben McLemore (2013)..... | 192 |
| 11. Eric Chenoweth (1998)..... | 191 |

REBOUND AVERAGE

| | |
|---------------------------------|-----|
| 1. Joel Embiid (2014)..... | 8.1 |
| 2. Jalen Wilson (2021)..... | 7.9 |
| 3. Danny Manning (1985)..... | 7.6 |
| 4. Drew Gooden (2000)..... | 7.5 |
| Raef LaFrentz (1995)..... | 7.5 |
| 6. Josh Jackson (2017)..... | 7.4 |
| 7. Nick Collison (2000)..... | 6.9 |
| 8. Norm Cook (1974)..... | 6.5 |
| 9. Paul Mokeski (1976)..... | 6.4 |
| 10. Brandon Rush (2006)..... | 5.9 |
| 11. Cliff Alexander (2015)..... | 5.3 |
| Wayne Simien (2002)..... | 5.3 |
| Paul Pierce (1996)..... | 5.3 |

ASSISTS

| | |
|----------------------------------|-----|
| 1. Aaron Miles (2002)..... | 252 |
| 2. Jacque Vaughn (1994)..... | 181 |
| 3. Mark Turgeon (1984)..... | 138 |
| 4. Darnell Valentine (1978)..... | 130 |
| 5. Devon Dotson (2019)..... | 127 |
| Mario Chalmers (2006)..... | 127 |
| 7. Kirk Hinrich (2000)..... | 123 |
| 8. Jeff Boschee (1999)..... | 121 |
| 9. Sherron Collins (2007)..... | 112 |
| 10. Adonis Jordan (1990)..... | 109 |

BLOCKED SHOTS

| | |
|-------------------------------|----|
| 1. Joel Embiid (2014)..... | 72 |
| 2. Eric Chenoweth (1998)..... | 62 |
| 3. Darrell Arthur (2007)..... | 54 |
| 4. David Padgett (2004)..... | 43 |
| 5. Julian Wright (2006)..... | 42 |
| 6. Josh Jackson (2017)..... | 37 |
| Cliff Alexander (2015)..... | 37 |
| 8. Cole Aldrich (2008)..... | 34 |
| Greg Ostertag (1992)..... | 34 |
| Danny Manning (1985)..... | 34 |

STEALS

| | |
|----------------------------------|----|
| 1. Mario Chalmers (2006)..... | 89 |
| 2. Darnell Valentine (1978)..... | 80 |
| 3. Aaron Miles (2002)..... | 60 |
| 4. Josh Jackson (2017)..... | 59 |
| 5. Danny Manning (1985)..... | 58 |
| 6. Xavier Henry (2010)..... | 54 |
| 7. Gradey Dick (2023)..... | 52 |
| 8. Devon Dotson (2019)..... | 49 |
| 9. Paul Pierce (1996)..... | 44 |

FIELD GOALS

| | |
|-------------------------------|-----|
| 1. Josh Jackson (2017)..... | 220 |
| 2. Danny Manning (1985)..... | 209 |
| 3. Ben McLemore (2013)..... | 198 |
| 4. Andrew Wiggins (2014)..... | 189 |
| 5. Gradey Dick (2023)..... | 174 |
| 6. Kerry Boagni (1983)..... | 171 |
| 7. Brandon Rush (2006)..... | 170 |
| 8. Xavier Henry (2010)..... | 162 |
| 9. Darrell Arthur (2007)..... | 149 |
| 10. Devon Dotson (2019)..... | 147 |

FIELD GOAL ATTEMPTS

| | |
|-------------------------------|-----|
| 1. Josh Jackson (2017)..... | 429 |
| 2. Andrew Wiggins (2014)..... | 422 |
| 3. Ben McLemore (2013)..... | 400 |
| 4. Gradey Dick (2023)..... | 394 |
| 5. Danny Manning (1985)..... | 369 |
| 6. Brandon Rush (2006)..... | 359 |
| 7. Xavier Henry (2010)..... | 354 |
| Kerry Boagni (1983)..... | 354 |
| 9. Paul Pierce (1996)..... | 341 |
| 10. Jeff Boschee (1999)..... | 322 |
| 11. Ricky Ross (1980)..... | 320 |

FIELD GOAL PERCENTAGE

| | |
|-----------------------------------|------|
| 1. Joel Embiid (2014)..... | 62.6 |
| 2. David McCormack (2019)..... | 62.5 |
| 3. Jeff Gueldner (1987)..... | 59.5 |
| 4. Cheick Diallo (2016)..... | 56.9 |
| Travis Releford (2009)..... | 56.9 |
| 6. Cliff Alexander (2015)..... | 56.6 |
| Danny Manning (1985)..... | 56.6 |
| 8. Julian Wright (2006)..... | 56.4 |
| 9. Richard Scott (1991)..... | 56.3 |
| 10. Carlton Bragg Jr. (2016)..... | 56.1 |

FREE THROWS

| | |
|--------------------------------|-----|
| 1. Andrew Wiggins (2014)..... | 176 |
| 2. Ben McLemore (2013)..... | 120 |
| 3. Devon Dotson (2019)..... | 115 |
| 4. Josh Jackson (2017)..... | 98 |
| Joel Embiid (2014)..... | 98 |
| Xavier Henry (2010)..... | 90 |
| 7. Mario Chalmers (2006)..... | 89 |
| 8. Paul Pierce (1996)..... | 83 |
| 9. Kelly Oubre Jr. (2015)..... | 79 |
| Keith Langford (2002)..... | 79 |

FREE THROW ATTEMPTS

| | |
|--------------------------------|-----|
| 1. Andrew Wiggins (2014)..... | 227 |
| 2. Josh Jackson (2017)..... | 173 |
| 3. Devon Dotson (2019)..... | 147 |
| 4. Joel Embiid (2014)..... | 143 |
| Darnell Valentine (1978)..... | 143 |
| 6. Ben McLemore (2013)..... | 138 |
| 7. Paul Pierce (1996)..... | 137 |
| 8. Jalen Wilson (2021)..... | 119 |
| 9. Xavier Henry (2010)..... | 115 |
| 10. Mario Chalmers (2006)..... | 113 |
| Keith Langford (2002)..... | 113 |

FREE THROW PERCENTAGE

| | |
|--------------------------------|------|
| 1. Ben McLemore (2013)..... | 87.0 |
| 2. Gradey Dick (2023)..... | 85.4 |
| 3. Greg Gurley (1992)..... | 80.0 |
| 4. Aaron Miles (2002)..... | 79.3 |
| 5. Calvin Thompson (1983)..... | 78.9 |
| 6. Mario Chalmers (2006)..... | 78.8 |
| 7. Steve Woodberry (1991)..... | 78.4 |
| 8. Xavier Henry (2010)..... | 78.3 |
| 9. Devon Dotson (2019)..... | 78.2 |
| 10. Andrew Wiggins (2014)..... | 77.5 |
| 11. Ryan Robertson (1996)..... | 77.0 |

3-POINT FIELD GOALS

| | |
|---------------------------------|----|
| 1. Gradey Dick (2023)..... | 83 |
| 2. Jeff Boschee (1999)..... | 79 |
| 3. J.R. Giddens (2004)..... | 74 |
| 4. Ben McLemore (2013)..... | 73 |
| 5. Xavier Henry (2010)..... | 69 |
| 6. Quentin Grimes (2019)..... | 54 |
| 7. Brandon Rush (2006)..... | 50 |
| 8. Billy Thomas (1995)..... | 49 |
| 9. Mario Chalmers (2006)..... | 48 |
| 10. Sherron Collins (2007)..... | 47 |
| 11. Andrew Wiggins (2014)..... | 43 |

3-FIELD GOALS ATTEMPTED

| | |
|---------------------------------|-----|
| 1. Jeff Boschee (1999)..... | 222 |
| 2. Gradey Dick (2023)..... | 206 |
| 3. J.R. Giddens (2004)..... | 182 |
| 4. Ben McLemore (2013)..... | 174 |
| 5. Xavier Henry (2010)..... | 165 |
| 6. Quentin Grimes (2019)..... | 159 |
| 7. Wayne Selden Jr. (2014)..... | 128 |
| Mario Chalmers (2006)..... | 128 |
| 9. Andrew Wiggins (2014)..... | 126 |
| Billy Thomas (1995)..... | 126 |
| 11. Jalen Wilson (2021)..... | 120 |
| 12. Sherron Collins (2007)..... | 116 |

3-PT FIELD GOAL PERCENTAGE

| | |
|--------------------------------|------|
| 1. Jeff Gueldner (1987)..... | 57.1 |
| 2. Brandon Rush (2006)..... | 47.2 |
| 3. Steve Woodberry (1991)..... | 45.5 |
| 4. Ryan Robertson (1996)..... | 45.2 |
| 5. Christian Braun (2020)..... | 44.4 |
| 6. Ben McLemore (2013)..... | 42.0 |
| 7. Xavier Henry (2010)..... | 41.8 |
| 8. Patrick Richey (1991)..... | 41.5 |
| 9. Kevin Pritchard (1987)..... | 40.9 |

MINUTES PLAYED

| | |
|---------------------------------|-------|
| 1. Ben McLemore (2013)..... | 1,191 |
| 2. Gradey Dick (2023)..... | 1,175 |
| 3. Devon Dotson (2019)..... | 1,168 |
| 4. Andrew Wiggins (2014)..... | 1,148 |
| 5. Danny Manning (1985)..... | 1,120 |
| 6. Josh Jackson (2017)..... | 1,077 |
| 7. Brandon Rush (2006)..... | 1,047 |
| 8. Wayne Selden Jr. (2014)..... | 1,022 |
| 9. Aaron Miles (2002)..... | 1,017 |
| 10. Xavier Henry (2010)..... | 990 |

GAMES PLAYED

| | |
|--------------------------------|----|
| 1. Marcus Garrett (2018)..... | 39 |
| Eric Chenoweth (1998)..... | 39 |
| Kenny Gregory (1998)..... | 39 |
| 4. Sherron Collins (2007)..... | 38 |
| 5. Ben McLemore (2013)..... | 37 |
| Perry Ellis (2013)..... | 37 |
| Keith Langford (2002)..... | 37 |
| Aaron Miles (2002)..... | 37 |
| 9. Gradey Dick (2023)..... | 36 |
| Devon Dotson (2019)..... | 36 |
| Quentin Grimes (2019)..... | 36 |
| Kelly Oubre Jr. (2015)..... | 36 |
| Xavier Henry (2010)..... | 36 |
| Darrell Arthur (2007)..... | 36 |
| Kevin Pritchard (1987)..... | 36 |

GAMES STARTED

| | |
|---------------------------------|----|
| 1. Ben McLemore (2013)..... | 37 |
| 2. Wayne Selden Jr. (2014)..... | 35 |
| Andrew Wiggins (2014)..... | 35 |
| 4. Gradey Dick (2023)..... | 36 |
| Devon Dotson (2019)..... | 36 |
| Quentin Grimes (2019)..... | 36 |
| Xavier Henry (2010)..... | 36 |
| Aaron Miles (2002)..... | 36 |
| 9. Josh Jackson (2017)..... | 35 |
| Jacque Vaughn (1994)..... | 35 |
| 11. Tyshawn Taylor (2009)..... | 33 |
| Brandon Rush (2006)..... | 33 |
| Nick Collison (2000)..... | 33 |
| Paul Pierce (1996)..... | 33 |
| Danny Manning (1985)..... | 33 |

THE LAST TIME...

A TEAM SCORED 100+ POINTS IN A GAME

| | | |
|------|-----------------|---------------------------|
| KU | 102 (W, 102-83) | vs. Kansas State, 2-22-22 |
| Opp. | 102 (L, 90-102) | by Gonzaga, 11-26-20 |

A TEAM SCORED 50 OR FEWER POINTS IN A GAME

| | | |
|------|---------------|------------------------|
| KU | 50 (L, 50-79) | at Texas Tech, 2-12-24 |
| Opp. | 50 (W, 76-50) | by Miami, 3-27-22 |

A TEAM SCORED 90+ POINTS IN ALLEN FIELDHOUSE

| | | |
|------|-------------------|---------------------------------|
| KU | 99 (W, 99-61) | vs. Manhattan College, 11-10-23 |
| Opp. | 91 (W, 94-91 2OT) | by Texas Tech, 1-24-22 |

A TEAM SCORED 60 OR FEWER POINTS IN ALLEN FIELDHOUSE

| | | |
|------|---------------|----------------------------|
| KU | 60 (L, 60-83) | vs. TCU, 1-21-23 |
| Opp. | 54 (W, 83-54) | by Oklahoma State, 1-30-24 |

A TEAM SCORED 90 POINTS IN A LOSS

| | | |
|------|-------------------|------------------------|
| KU | 90 (90-102) | vs. Gonzaga, 11-26-20 |
| Opp. | 91 (W, 94-91 2OT) | by Texas Tech, 1-24-22 |

A TEAM SCORED 60 OR FEWER POINTS IN A VICTORY

| | | |
|------|---------------|--------------------------|
| KU | 59 (W, 59-41) | at Kansas State, 2-17-21 |
| Opp. | 56 (L, 55-56) | by Villanova, 11-21-19 |

A TEAM HAD 5+ PLAYERS SCORE IN DOUBLE FIGURES

| | | |
|------|---|--------------------|
| KU | Dickinson (20), Furphy (16), Adams (16), Harris (14), Timberlake (13) | vs. Texas, 2-24-24 |
| Opp. | Jolly (14), Myers (14), Clayton (13), Joseph (10), Joiner (10) | by Iona, 11-28-21 |

A TEAM WON A GAME BY 25+ POINTS

| | | |
|------|-------------|-----------------------------|
| KU | +29 (83-54) | vs. Oklahoma State, 1-30-24 |
| Opp. | +29 (50-79) | by Texas Tech, 2-12-24 |

A TEAM WON A GAME BY 50+ POINTS

| | | |
|------|--------------|------------------------|
| KU | +55 (112-57) | vs. Monmouth, 11-15-19 |
| Opp. | | Never |

A TEAM WON AN OVERTIME GAME (SINGLE-OVERTIME)

| | | |
|------|-------|-------------------------|
| KU | 69-68 | vs. Wisconsin, 11-24-22 |
| Opp. | 75-70 | by Kansas State, 2-5-24 |

A TEAM WON A DOUBLE-OVERTIME GAME

| | | |
|------|-------|-------------------------|
| KU | 94-91 | vs. Texas Tech, 1-24-22 |
| Opp. | 80-79 | by Texas Tech, 2-14-05 |

A TEAM WON A TRIPLE-OVERTIME GAME

| | | |
|------|---------|---------------------------|
| KU | 109-106 | vs. Oklahoma, 1-4-16 |
| Opp. | 76-73 | by Oklahoma State, 2-4-81 |

A TEAM SHOT 60% FG IN A GAME

| | | |
|------|---------------|----------------------|
| KU | 61.5% (32-52) | vs. Texas, 2-24-24 |
| Opp. | 64.5% (40-62) | by Gonzaga, 11-26-20 |

A TEAM SHOT 30% OR WORSE FG IN A GAME

| | | |
|------|---------------|----------------------------|
| KU | 29.0% (18-62) | vs. USC, 3-22-21 |
| Opp. | 29.3% (17-58) | by Oklahoma State, 1-30-24 |

A TEAM MADE 12+ 3-POINT FG IN A GAME

| | | |
|------|----|-------------------------------------|
| KU | 13 | vs. North Carolina Central, 11-6-23 |
| Opp. | 14 | by Iowa State, 1-27-24 |

A TEAM DID NOT MAKE A 3-POINT FG IN A GAME

| | | |
|------|-----|----------------------|
| KU | 0-8 | vs. TCU, 3-12-15 |
| Opp. | 0-9 | by Stanford, 3-23-14 |

A TEAM SHOT 60% 3-POINT FG IN A GAME (min. 10)

| | | |
|------|---------------|---------------------------|
| KU | 62.5% (15-24) | vs. Kansas State, 2-22-22 |
| Opp. | 61.1% (11-18) | by USC, 3-22-21 |

A TEAM MADE 30+ FREE THROWS IN A GAME

| | | |
|------|----|-----------------------|
| KU | 31 | vs. Oklahoma, 1-10-23 |
| Opp. | 30 | by Stanford, 12-3-16 |

A TEAM MADE 5 OR FEWER FREE THROWS IN A GAME

| | | |
|------|---|----------------------|
| KU | 4 | vs. Texas, 3-11-23 |
| Opp. | 4 | by Oklahoma, 2-11-23 |

A TEAM ATTEMPTED 40+ FREE THROWS IN A GAME

| | | |
|------|----|----------------------------|
| KU | 44 | vs. West Virginia, 2-13-17 |
| Opp. | 47 | by West Virginia, 1-12-16 |

A TEAM SHOT 90% OR BETTER FREE THROWS IN A GAME

| | | |
|------|--------------|-----------------------|
| KU | 94.4 (17-18) | vs. Oklahoma, 1-13-24 |
| Opp. | 90.9 (10-11) | by TCU, 3-3-22 |

A TEAM SHOT 40% OR WORSE FREE THROWS IN A GAME

| | | |
|------|--------------|------------------------|
| KU | 40.0% (4-10) | at Villanova, 11-21-19 |
| Opp. | 35.7% (4-17) | by Oklahoma, 2-11-23 |

A TEAM HAD 25+ OFFENSIVE REBOUNDS IN A GAME

| | | |
|------|----|-------------------------------|
| KU | 28 | vs. Fort Hays State, 12-10-03 |
| Opp. | 26 | by Baylor, 1-12-19 |

A TEAM HAD 5 OR FEWER OFFENSIVE REBOUNDS IN A GAME

| | | |
|------|---|------------------------|
| KU | 4 | at Texas Tech, 2-12-24 |
| Opp. | 5 | by Oklahoma, 2-17-24 |

A TEAM HAD 30+ DEFENSIVE REBOUNDS IN A GAME

| | | |
|------|----|------------------------|
| KU | 31 | at Oklahoma, 2-17-24 |
| Opp. | 34 | by Texas Tech, 2-12-24 |

A TEAM HAD 40+ DEFENSIVE REBOUNDS IN A GAME

| | | |
|------|----|-------------------------|
| KU | 40 | vs. Tennessee, 11-22-23 |
| Opp. | 41 | by Oklahoma, 1-4-16 |

A TEAM HAD 50+ TOTAL REBOUNDS IN A GAME

| | | |
|------|----|---------------------------|
| KU | 50 | vs. Wisconsin, 11-24-22 |
| Opp. | 55 | by North Carolina, 4-4-22 |

A TEAM HAD 60+ TOTAL REBOUNDS IN A GAME

| | | |
|------|----|----------------------|
| KU | 60 | vs. Oklahoma, 1-4-16 |
| Opp. | | Never |

A TEAM HAD 25 OR FEWER TOTAL REBOUNDS IN A GAME

| | | |
|------|----|---------------------|
| KU | 25 | vs. Baylor, 2-10-24 |
| Opp. | 25 | by Texas, 2-24-24 |

A TEAM OUT-REBOUNDED ITS OPPONENT BY 15+

| | | |
|------|-------------|------------------------|
| KU | +16 (40-24) | vs. Houston, 2-3-24 |
| Opp. | +16 (26-42) | by Texas Tech, 2-12-24 |

A TEAM OUT-REBOUNDED ITS OPPONENT BY 20+

| | | |
|------|-------------|----------------------------|
| KU | +21 (48-27) | vs. West Virginia, 3-10-22 |
| Opp. | +20 (55-35) | by North Carolina, 4-4-22 |

A TEAM OUT-REBOUNDED ITS OPPONENT BY 30+

| | | |
|------|-------------|---------------------------|
| KU | +30 (61-31) | vs. Alcorn State, 12-2-09 |
| Opp. | | Never |

3+ PLAYERS WITH 10+ REBOUNDS IN A GAME

| | | |
|------|--|---------------------------|
| KU | J. Wilson (13), C. Braun (11), D. McCormack (10) | vs. Texas, 3-5-22 |
| Opp. | A. Bacot (15), B. Manek (13), R.J. Davis (12) | of North Carolina, 4-4-22 |

2 PLAYERS WITH A DOUBLE-DOUBLE IN SAME GAME

| | | |
|------|---|---------------------------|
| KU | H. Dickinson (24p, 14r), K. Adams Jr. (15p, 10r) | vs. Oklahoma, 1-13-24 |
| Opp. | B. Manek (13p, 13r), A. Bacot (15p, 15r), R.J. Davis (15p, 12r) | of North Carolina, 4-4-22 |

3 PLAYERS WITH A DOUBLE-DOUBLE IN SAME GAME

| | | |
|------|--|---------------------------|
| KU | J. Wilson (17p, 13r), D. McCormack (22p, 10r), C. Braun (13p, 11r) | vs. Texas, 3-5-22 |
| Opp. | B. Manek (13p, 13r), A. Bacot (15p, 15r), R.J. Davis (15p, 12r) | of North Carolina, 4-4-22 |

A PLAYER WITH A TRIPLE-DOUBLE IN A GAME

| | | |
|------|---|-----------------------------|
| KU | Kevin McCullar Jr. (22 pts, 11 reb, 10 ast) | vs. Chaminade, 11-20-23 |
| Opp. | Denzel Valentine (29 pts, 12 reb, 12 ast) | of Michigan State, 11-17-15 |

A TEAM HAD 25+ ASSISTS IN A GAME

| | | |
|------|----|-------------------------|
| KU | 29 | vs. Chaminade, 11-20-23 |
| Opp. | 26 | by Oklahoma, 1-10-94 |

A TEAM HAD 7 OR FEWER ASSISTS IN A GAME

| | | |
|------|---|-------------------------|
| KU | 7 | vs. Providence, 3-25-22 |
| Opp. | 7 | by Cincinnati, 1-22-24 |

THE LAST TIME...

| | | | |
|---|--|-------------------------------------|-------------------------------|
| A TEAM HAD 15+ STEALS IN A GAME | | | |
| KU | 17 | vs. Baylor, 2-10-24 | |
| Opp. | 16 | by TCU, 1-6-24 | |
| A TEAM DID NOT HAVE A STEAL IN A GAME | | | |
| KU | | vs. Syracuse, 3-18-01 | |
| Opp. | | by Oklahoma, 1-13-24 | |
| A TEAM HAD 10+ BLOCKED SHOTS IN A GAME | | | |
| KU | 11 | vs. Eastern Illinois, 11-28-23 | |
| Opp. | 12 | by Kentucky, 12-1-20 | |
| A TEAM DID NOT BLOCK A SHOT IN A GAME | | | |
| KU | | at Oklahoma, 2-17-24 | |
| Opp. | | by Oklahoma State, 1-16-24 | |
| A TEAM COMMITTED 30+ FOULS IN A GAME | | | |
| KU | 32 | vs. Indiana, 11-11-16 | |
| Opp. | 31 | by West Virginia, 2-13-17 | |
| A TEAM COMMITTED 10 OR FEWER FOULS IN A GAME | | | |
| KU | 9 | vs. Texas, 2-24-24 | |
| Opp. | 10 | by Yale, 12-22-23 | |
| A TEAM HAD TWO PLAYERS DISQUALIFIED (FOUL OUT) | | | |
| KU | KJ Adams / Hunter Dickinson | | at Kansas State, 2-5-24 |
| Opp. | Jermaine Hamlin / Rodolfo Rufino Bolis | | of Eastern Illinois, 11-28-23 |
| A TEAM HAD THREE PLAYERS DISQUALIFIED (FOUL OUT) | | | |
| KU | KJ Adams / Gradey Dick / Kevin McCullar | | |
| Opp. | Poythress / Willis / Lee / Labissiere | | |
| A TEAM HAD FOUR PLAYERS DISQUALIFIED (FOUL OUT) | | | |
| KU | Frank Mason III / Devonte' Graham / Carlton Bragg Jr. / Landen Lucas | | |
| Opp. | vs. Indiana, 11-11-16 Never | | |
| A TEAM SCORED 50+ POINTS IN A HALF | | | |
| KU | 51, 1st half | at West Virginia, 1-20-24 | |
| Opp. | 51, 1st half | by West Virginia, 1-20-24 | |
| A TEAM SCORED 60+ POINTS IN A HALF | | | |
| KU | 66, 1st half | vs. Texas Southern, 11-21-17 | |
| Opp. | 60, 2nd half | by Texas Tech, 2-13-99 | |
| A TEAM HAD 20 OR FEWER POINTS IN A HALF | | | |
| KU | 20, 1st half | vs. UTEP, 3-4-21 | |
| Opp. | 19, 1st half | by Manhattan College, 11-10-23 | |
| A TEAM SHOT 70% OR BETTER FG IN A HALF | | | |
| KU | 70.0 (14-20), 2nd half | vs. Houston, 2-3-24 | |
| Opp. | 75.0, 1st half | by Baylor, 1-25-93 | |
| A TEAM SHOT 20% OR WORSE FG IN A HALF | | | |
| KU | 13.6%, 1st half | at TCU, 2-6-13 | |
| Opp. | 18.2%, 2nd half | by Oklahoma, 2-17-24 | |
| A TEAM MADE 9+ 3-POINTERS IN A HALF | | | |
| KU | 9, 1st half | vs. North Carolina Central, 11-6-23 | |
| Opp. | 9, 1st half | by Kentucky, 11-14-23 | |
| A TEAM MADE DID NOT MAKE A 3-POINTER IN A HALF | | | |
| KU | 0-7, 2nd half | vs. Texas, 3-11-23 | |
| Opp. | 0-6, 1st half | by Kentucky, 1-28-23 | |
| A TEAM DID NOT MAKE A FREE THROW IN A HALF | | | |
| KU | 1st half (0-4) | vs. Marquette, 11-21-23 | |
| Opp. | 1st half (0-0) | by Manhattan College, 11-10-23 | |
| A TEAM DID NOT ATTEMPT A FREE THROW IN A HALF | | | |
| KU | 1st half | at Texas Tech, 1-3-23 | |
| Opp. | 1st half | by North Dakota State, 11-10-22 | |
| A TEAM HAD 30+ REBOUNDS IN A HALF | | | |
| KU | 30, 1st half | at Oklahoma State, 1-4-22 | |
| Opp. | 31, 2nd half | by Baylor, 1-12-19 | |

| | | | |
|--|------------------------------------|---------------------------------|--|
| A TEAM HAD 15+ ASSISTS IN A HALF | | | |
| KU | 16, 1st half | vs. Chaminade, 11-20-23 | |
| Opp. | 15, 1st half | by North Carolina, 3-25-12 | |
| A TEAM DID NOT HAVE A TURNOVER IN A HALF | | | |
| KU | 1st half | vs. Texas, 1-14-19 | |
| Opp. | 2nd half | vs. Kansas State, 1-13-18 | |
| A TEAM HAD 10+ STEALS IN A HALF | | | |
| KU | 10, 1st half | vs. Texas, 1-21-17 | |
| Opp. | 11, 2nd half | by Long Beach State, 12-6-11 | |
| A TEAM HAD 7+ BLOCKED SHOTS IN A HALF | | | |
| KU | 9, 1st half | vs. Manhattan College, 11-10-23 | |
| Opp. | 7, 1st half | by Kentucky, 12-1-20 | |
| A PLAYER SCORED 30+ POINTS IN A GAME | | | |
| KU | 30 by Hunter Dickinson | vs. TCU, 1-6-24 | |
| Opp. | 30 by Darrion Williams | of Texas Tech, 2-12-24 | |
| A PLAYER SCORED 40+ POINTS IN A GAME | | | |
| KU | 41 by Andrew Wiggins | at West Virginia, 3-8-14 | |
| Opp. | 46 by Buddy Hield | of Oklahoma, 1-4-16 | |
| A PLAYER SHOT 80% OR BETTER FG IN A GAME (MIN. 10 ATT.) | | | |
| KU | 80.0 (8-10) by KJ Adams Jr. | at Oklahoma State, 1-16-24 | |
| Opp. | 100.0 (12-12) by Darrion Williams | of Texas Tech, 2-12-24 | |
| A PLAYER MADE 7+ 3-POINTERS IN A GAME | | | |
| KU | 7 by Ochai Agbaji | vs. Texas Tech, 1-24-22 | |
| Opp. | 7 by Bryce Thompson | of Oklahoma State, 12-31-22 | |
| A PLAYER SHOT 100% 3-POINT FG (MIN. 5 ATT.) | | | |
| KU | 5-5 by Dajuan Harris Jr. | at Texas Tech, 1-3-23 | |
| Opp. | 5-5 by Marial Shayok | of Iowa State, 1-5-19 | |
| A PLAYER MADE 12+ FREE THROWS IN A GAME | | | |
| KU | 13 (13-16) by Kevin McCullar Jr. | at Indiana, 12-16-23 | |
| Opp. | 19 (19-22) by Reid Travis | of Stanford, 12-3-16 | |
| A PLAYER SHOT 100% FREE THROWS IN A GAME (MIN. 10 ATT.) | | | |
| KU | 10-10 by Kevin McCullar Jr. | vs. Wichita State, 12-30-23 | |
| Opp. | 11-11 by Malik Curry | of West Virginia, 3-10-22 | |
| A PLAYER HAD 8+ OFFENSIVE REBOUNDS IN A GAME | | | |
| KU | 8 by Hunter Dickinson | vs. TCU, 1-6-24 | |
| Opp. | 8 by Oscar Tschiebwe | of West Virginia, 1-4-20 | |
| A PLAYER HAD 12+ DEFENSIVE REBOUNDS IN A GAME | | | |
| KU | 12 by Hunter Dickinson | at Oklahoma, 2-17-24 | |
| Opp. | 12 by Kel'el Ware | of Indiana, 12-16-23 | |
| A PLAYER HAD 15+ TOTAL REBOUNDS IN A GAME | | | |
| KU | 16 by Hunter Dickinson | at Oklahoma, 2-17-24 | |
| Opp. | 15 by Kel'el Ware | of Indiana, 12-16-23 | |
| A PLAYER HAD 10+ ASSISTS IN A GAME | | | |
| KU | 10 by Kevin McCullar Jr. | vs. Chaminade, 11-20-23 | |
| Opp. | 10 by Tamin Lipsey | of Iowa State, 2-4-23 | |
| A PLAYER HAD 7+ TURNOVERS IN A GAME | | | |
| KU | 7 by Kevin McCullar Jr. | vs. Chaminade, 11-20-23 | |
| Opp. | 7 by Darius Johnson | of UCF, 1-10-24 | |
| A PLAYER HAD 7+ BLOCKED SHOTS IN A GAME | | | |
| KU | 7 by Udoka Azubuike | vs. Baylor, 1-11-20 | |
| Opp. | 9 by Trayce Jackson-Davis | of Indiana, 12-17-22 | |
| A PLAYER HAD 7+ STEALS IN A GAME | | | |
| KU | 7 by Xavier Henry | vs. Baylor, 1-20-10 | |
| Opp. | 7 by Terry Black | of Baylor, 2-26-00 | |
| A PLAYER PLAYED ALL 40 MINUTES IN REGULATION | | | |
| KU | Dajuan Harris Jr. and KJ Adams Jr. | vs. Oklahoma, 1-13-24 | |
| Opp. | Tylor Perry (45:00, OT) | of Kansas State, 2-5-24 | |



1 HUNTER DICKINSON SR • C • 7-2 • 260 • Alexandria, Va. • DeMatha Catholic HS / Michigan • Twitter: @H_Dickinson24 • IG: @hunter.dickinson1

2023-24 SEASON STATS

| PPG | RPG | APG | FG% | 3FG% | FT% |
|-------------|-------------|------------|-------------|-------------|-------------|
| 18.3 | 10.9 | 2.2 | 55.7 | 32.1 | 69.2 |
| CAREER | | | | | |
| 17.4 | 8.9 | 1.7 | 56.7 | 34.8 | 74.2 |

CAREER HIGHS (*AT MICHIGAN)

| | | |
|-------------|----|---------------------------------------|
| *Points | 33 | vs. Michigan State (3.1.22) |
| Field Goals | 15 | vs. Chaminade (11.20.23) |
| Rebounds | 21 | vs. Kentucky (11.14.23) |
| *Assists | 7 | vs. Iowa (2.17.22) |
| Blocks | 5 | 4x, last vs. Oklahoma (1.13.24) |
| Steals | 3 | 4x, last vs. Wichita State (12.30.23) |
| *Minutes | 46 | vs. Illinois (3.2.23) |

NOTES

Has 13 games of 20+ points ... Had 20 points and 16 rebounds at Oklahoma (2.17) ... Big 12 Player of the Week (2.5) ... Wooden Award Late Season Top 20 ... Has recorded 14 double-doubles this season ... Had 21 points and 12 rebounds at Kansas State (2.5) ... Dropped a game-high 21 points at OSU (1.16) ... Blocked a career-high tying five shots against Oklahoma (1.13) ... Big 12 Player and Newcomer of the Week (1.8) ... Had 30 points and 11 boards against TCU (1.6.24) ... Logged a 17-point, 20-rebound double-double in win over Tennessee (11.22) ... Big 12 Player and Newcomer of the Week (11.20) ... Dropped 27 points and 21 rebounds against Kentucky (11.14).



3 DAJUAN HARRIS JR. RS-SR • G • 6-1 • 170 • Columbia, Mo. • Rock Bridge HS • Twitter: @DajuanH10 • IG: @dajuanharris

2023-24 SEASON STATS

| PPG | RPG | APG | FG% | 3FG% | FT% |
|------------|------------|------------|-------------|-------------|-------------|
| 8.3 | 1.9 | 6.5 | 43.3 | 41.0 | 78.9 |
| CAREER | | | | | |
| 6.2 | 1.7 | 4.7 | 45.0 | 39.8 | 71.4 |

CAREER HIGHS

| | | |
|-------------|----|-----------------------------------|
| Points | 23 | vs. Kentucky (11.14.23) |
| Field Goals | 8 | vs. Texas (2.6.23) |
| Rebounds | 6 | vs. Texas (2.6.23) |
| Assists | 11 | at Kansas State (1.17.23) |
| Blocks | 4 | vs. Texas (3.5.22) |
| Steals | 6 | vs. West Virginia (2.25.23) |
| Minutes | 43 | 2x, last at Kansas State (2.5.24) |

NOTES

Naimsmith Defensive Player of the Year Watchlist ... Is sixth on Kansas' all-time assist list (630) and steals list (206) ... 2024 Bob Cousy Award Top 10 candidate ... Scored 14 points and dished out six assists against Texas (2.24) ... Dropped 15 points and dished out eight assists at Kansas State (2.5) ... Posted 11 points and a game-high three steals at OSU (1.16) ... Had seven points and three steals against Oklahoma (1.13) ... Posted 12 points and five assists at Indiana (12.16) ... Recorded a career-high 23 points with seven assists versus Kentucky (11.14) ... Is the third Jayhawk this century to record five 3FGs and seven assists against an AP Top 25 foe ... Dished out a season-high 10 assists against North Carolina Central (11.6).



4 JUSTIN CROSS JR • F • 6-8 • 200 • Oak Park, Ill. • Oak Park River Forest HS • Twitter: @JCross_4 • IG: @justin.cross4

2023-24 SEASON STATS

| PPG | RPG | APG | FG% | 3FG% | FT% |
|-----------------------------------|-----|-----|------|------|------|
| - | - | - | - | - | - |
| CAREER (AT JOHN A. LOGAN COLLEGE) | | | | | |
| 2.0 | 3.4 | 0.8 | 45.5 | 00.0 | 78.4 |

CAREER HIGHS (*AT JOHN A. LOGAN COL.)

| | | |
|-------------|----|--|
| Points | 10 | vs. Lake Land College (2.15.23) |
| Field Goals | 4 | vs. Lake Land College (2.15.23) |
| Rebounds | 12 | at Kaskaskia College (2.28.23) |
| Assists | 6 | vs. Lincoln Trail College (1.14.23) |
| Blocks | 5 | at Lewis & Clark CC (12.3.22) |
| Steals | 3 | 4x, last vs. Lake Land College (2.15.23) |
| Minutes | 25 | vs. Macomb CC (12.10.22) |

NOTES

An invited walk-on who played junior college basketball at John A. Logan College in Carterville, Illinois ... Son of Gene Cross, who is the director of scouting and administration for the New York Knicks and was a longtime college and professional coach.



5 CHRIS CARTER RS-FR • G • 6-4 • 190 • Indio, Calif. • Shadow Hills HS • IG: @chrxc2

2023-24 SEASON STATS

| PPG | RPG | APG | FG% | 3FG% | FT% |
|--------|-----|-----|-----|------|-----|
| - | - | - | - | - | - |
| CAREER | | | | | |
| - | - | - | - | - | - |

CAREER HIGHS

| | | |
|-------------|---|-------------------------|
| Points | - | |
| Field Goals | - | |
| Rebounds | - | |
| Assists | - | |
| Blocks | - | |
| Steals | - | |
| Minutes | 1 | at Texas Tech (2.12.24) |

NOTES

Checked in for his Kansas debut at Texas Tech (2.12) ... An invited walk-on who was a redshirt Cal State Northridge in 2022-23 and entered the transfer portal in May 2023 ... Provides depth at both guard positions ... Played AAU basketball for Elev8Elite.



10 JOHNNY FURPHY FR • Guard • 6-9 • 202 • Melbourne, Australia • Centre of Excellence • IG: @johnnyfurphy

2023-24 SEASON STATS

| PPG | RPG | APG | FG% | 3FG% | FT% |
|------------|------------|------------|-------------|-------------|-------------|
| 9.2 | 4.5 | 0.8 | 52.7 | 39.4 | 75.0 |
| CAREER | | | | | |
| 9.2 | 4.5 | 0.8 | 52.7 | 39.4 | 75.0 |

CAREER HIGHS

| | | |
|-------------|----|-----------------------------|
| Points | 23 | vs. Cincinnati (1.22.24) |
| Field Goals | 7 | vs. Cincinnati (1.22.24) |
| Rebounds | 11 | vs. Cincinnati (1.22.24) |
| Assists | 3 | at West Virginia (1.20.24) |
| Blocks | 2 | at Oklahoma State (1.16.24) |
| Steals | 6 | vs. Baylor (2.10.24) |
| Minutes | 38 | at Kansas State (2.5.24) |

NOTES

Has started in 12 straight games ... Went for 16 points on a perfect 3-of-3 shooting against Texas (2.24) ... Scored 15 points and brought down nine boards at Oklahoma (2.17) ... Picked a game-high six steals against Baylor (2.10) ... Had 15 points and six boards at Iowa State (1.27) ... Recorded his first career double-double with career highs of 23 points and 11 rebounds against Cincinnati (1.22) ... Scored 15 points and pulled down seven boards at Oklahoma State (1.16) ... Picked up seven points and two steals against Oklahoma (1.13) ... Scored 10 second-half points to spark win against Kansas City (12.5) ... Went 2-for-3 from deep against UConn with six points (12.1).



11 JAMARI MCDOWELL FR • Guard • 6-4 • 180 • Houston, Texas • Manvel HS • Twitter: @jamari_mcdowell • IG: @_jammarii

2023-24 SEASON STATS

| PPG | RPG | APG | FG% | 3FG% | FT% |
|------------|------------|------------|-------------|-------------|-------------|
| 1.8 | 1.2 | 0.4 | 31.4 | 30.4 | 86.7 |
| CAREER | | | | | |
| 1.8 | 1.2 | 0.4 | 31.4 | 30.4 | 86.7 |

CAREER HIGHS

| | | |
|-------------|----|---------------------------------------|
| Points | 7 | vs. Tennessee (11.22.23) |
| Field Goals | 2 | 2x, last vs. Oklahoma State (1.30.24) |
| Rebounds | 6 | vs. Manhattan College (11.10.23) |
| Assists | 2 | vs. Marquette (11.21.23) |
| Blocks | 1 | 2x, last vs. Oklahoma State (1.30.24) |
| Steals | 2 | vs. Texas (2.24.24) |
| Minutes | 27 | vs. Tennessee (11.22.23) |

NOTES

Is an energy spark off the bench for Kansas ... Scored five points and picked a game-high two steals against Texas (2.24) ... Posted six points and three boards in 10 minutes on 2-of-3 shooting against Oklahoma State (1.30) ... Had six points on a perfect 4-of-4 from the FT line against Wichita State (12.30) ... Knocked down a clutch 3PT in the second half against Indiana (12.16) ... Scored a career-high seven points in a career-high 27 minutes off the bench against Tennessee (11.22) ... Hit a pair of threes and pulled down four rebounds to spark Kansas' win over Tennessee ... Knocked down the game-sealing free throws in the final two minutes against Kentucky (11.14) ... Pulled down a career-high six boards against Manhattan College (11.10).



12

WILDER EVERS RS-FR • G • 6-4 • 185 • Birmingham, Ala. • Oak Mountain HS • Twitter: @EversWilder • IG: @wilderevers

2023-24 SEASON STATS

| PPG | RPG | APG | FG% | 3FG% | FT% |
|------------|------------|------------|-------------|------------|----------|
| 1.0 | 0.5 | 0.3 | 50.0 | 0.0 | - |
| CAREER | | | | | |
| 1.0 | 0.5 | 0.3 | 50.0 | 0.0 | - |

CAREER HIGHS

| | | |
|-------------|---|---------------------------------------|
| Points | 2 | 2x, last vs. Oklahoma State (1.30.24) |
| Field Goals | 1 | 2x, last vs. Oklahoma State (1.30.24) |
| Rebounds | 1 | 2x, last vs. Oklahoma State (1.30.24) |
| Assists | 1 | vs. North Carolina Central (11.6.23) |
| Blocks | - | |
| Steals | - | |
| Minutes | 8 | vs. North Carolina Central (11.6.23) |

NOTES

Has played in four games this season ... Caught an alley-oop late in the game against Oklahoma State (1.30) ... Pulled down a rebound against Wichita State (12.30) ... Played eight minutes at point guard against North Carolina Central (11.6) ... Made a layup and dished out an assist ... His parents ran track at KU and is brother is on the KU baseball team.



13

ELMARKO JACKSON FR • Guard • 6-3 • 195 • Marlton, N.J. • South Kent HS • Twitter: @ElmarkoJ • IG: @elmarkojackson

2023-24 SEASON STATS

| PPG | RPG | APG | FG% | 3FG% | FT% |
|------------|------------|------------|-------------|-------------|-------------|
| 4.1 | 1.2 | 1.9 | 39.4 | 28.6 | 81.8 |
| CAREER | | | | | |
| 4.1 | 1.2 | 1.9 | 39.4 | 28.6 | 81.8 |

CAREER HIGHS

| | | |
|-------------|----|----------------------------------|
| Points | 12 | vs. Wichita State (12.30.23) |
| Field Goals | 5 | vs. Wichita State (12.30.23) |
| Rebounds | 4 | vs. UConn (12.1.23) |
| Assists | 9 | vs. Manhattan College (11.10.23) |
| Blocks | 1 | 4x, last vs. Oklahoma (1.13.24) |
| Steals | 3 | vs. Eastern Illinois (11.28.23) |
| Minutes | 32 | vs. UConn (12.1.23) |

NOTES

Picked a season-high four steals against Baylor (2.10) ... Dropped 10 points on a perfect 2-of-2 from 3PT against Oklahoma State (1.30) ... Had a career-high 12 points on a career-high five made field goals against Wichita State (12.30) ... Scored five points, dished out three assists and grabbed two steals against Indiana (12.16) ... Notched 11 points in 26 minutes in win over Missouri, going 6-for-7 from FT (12.9) ... Recorded four rebounds in a career-high 32 minutes in thriller win over UConn (12.1) ... Dished out a career-high nine assists against Manhattan College (11.10) ... Has started at shooting guard in 16 games.



14

PATRICK CASSIDY JR • G • 6-1 • 185 • Columbus, Kan. • Columbus Unified HS • Twitter: @patrickcassidy • IG: @patrickcassidy14

2023-24 SEASON STATS

| PPG | RPG | APG | FG% | 3FG% | FT% |
|------------|------------|------------|------------|------------|----------|
| 0.0 | 0.0 | 0.0 | 0.0 | 0.0 | - |
| CAREER | | | | | |
| 0.0 | 0.0 | 0.0 | 0.0 | 0.0 | - |

CAREER HIGHS

| | | |
|-------------|---|--------------------------------------|
| Points | - | |
| Field Goals | - | |
| Rebounds | - | |
| Assists | - | |
| Blocks | - | |
| Steals | - | |
| Minutes | 5 | vs. North Carolina Central (11.6.23) |

NOTES

Has logged six minutes off the bench for Kansas ... An invited walk-on who will provide depth at the point guard position ... Was a two-year manager for the Kansas men's basketball program in 2021-22, Kansas' NCAA National Championship season, and 2022-23.



15

KEVIN MCCULLAR JR. GR-SR • G • 6-7 • 212 • San Antonio, Texas. • Wagner HS/Texas Tech • Twitter: @Kevin_McCullar • IG: @kevinmccullarjr

2023-24 SEASON STATS

| PPG | RPG | APG | FG% | 3FG% | FT% |
|-------------|------------|------------|-------------|-------------|-------------|
| 19.0 | 6.4 | 4.4 | 46.3 | 35.2 | 79.3 |
| CAREER | | | | | |
| 10.9 | 5.5 | 2.5 | 44.3 | 31.3 | 75.1 |

CAREER HIGHS (*AT TEXAS TECH)

| | | |
|-------------|----|-----------------------------------|
| Points | 34 | vs. Yale (12.22.23) |
| Field Goals | 11 | vs. Yale (12.22.23) |
| Rebounds | 13 | vs. Kansas State (1.31.23) |
| Assists | 10 | 2x, last vs. Chaminade (11.20.23) |
| *Blocks | 4 | vs. Baylor (1.16.21) |
| *Steals | 6 | vs. Texas (3.11.21) |
| Minutes | 44 | 2x, last at Kansas State (2.5.24) |

NOTES

Naismith Defensive Player of the Year Watchlist ... Wooden Award Late Season Top 20 ... Leads the Big 12 in scoring at 19.0 ppg ... Leads the nation in triple doubles with two ... Has at least 10 FTM in three games this season ... Had 10 points and eight rebounds at Oklahoma after missing two games due to injury (2.17) ... Recorded his 11th 20+ point game of the season against Cincinnati (1.22) ... Had 21 points against Oklahoma (1.13) ... Posted 20 points on a perfect 10-of-10 from FT against Wichita State (12.30) ... Dropped a career-high 34 points on 11-of-18 FG against Yale (12.22) ... Hit a career-high 13-of-16 from FT against Indiana (12.16) ... Had 21 points against UConn (12.1).



20

MICHAEL JANKOVICH GR-SR • G • 6-4 • 190 • Dallas, Texas • Northfield Mount Hermon HS • Twitter: @michael_jank • IG: @mjankovich

2023-24 SEASON STATS

| PPG | RPG | APG | FG% | 3FG% | FT% |
|------------|------------|------------|-------------|-------------|----------|
| 2.4 | 0.4 | 0.0 | 60.0 | 55.6 | - |
| CAREER | | | | | |
| 1.2 | 0.1 | 0.0 | 48.5 | 45.2 | 75.0 |

CAREER HIGHS

| | | |
|-------------|---|--------------------------------------|
| Points | 6 | vs. Manhattan College (11.10.23) |
| Field Goals | 2 | vs. Manhattan College (11.10.23) |
| Rebounds | 2 | vs. Wichita State (12.30.23) |
| Assists | 1 | vs. Chaminade (11.25.19) |
| Blocks | 1 | vs. Howard (3.16.23) |
| Steals | 1 | 3x, last at Oklahoma (2.11.23) |
| Minutes | 8 | vs. North Carolina Central (11.6.23) |

NOTES

Has played in seven games this season ... Has knocked down 5-of-9 3PT in 25 minutes of playing time this season ... Has played in 41 games while at Kansas ... Graduated from KU in May 2023.



22

DILLON WILHITE RS-SO • F • 6-9 • 240 • San Diego, Calif. • Cathedral Catholic HS • Twitter: @dillonwilhite • IG: @dillon.wilhite

2023-24 SEASON STATS

| PPG | RPG | APG | FG% | 3FG% | FT% |
|------------|------------|------------|-------------|----------|-------------|
| 0.6 | 0.4 | 0.0 | 33.3 | - | 25.0 |
| CAREER | | | | | |
| 0.3 | 0.3 | 0.0 | 33.3 | - | 25.0 |

CAREER HIGHS

| | | |
|-------------|---|---|
| Points | 3 | vs. Manhattan College (11.10.23) |
| Field Goals | 1 | vs. Manhattan College (11.10.23) |
| Rebounds | 1 | 3x, last vs. Manhattan College (11.10.23) |
| Assists | - | |
| Blocks | - | |
| Steals | - | |
| Minutes | 5 | vs. North Carolina Central (11.6.23) |

NOTES

Recorded his first points as a Jayhawk in the second half against Manhattan College (11.10) ... Has played in 10 games in his KU career.



23 PARKER BRAUN GR-SR • F • 6-10 • 235 • Burlington, Kan. • Blue Valley Northwest HS • IG: @parkerlouisbraun

2023-24 SEASON STATS

| PPG | RPG | BPG | FG% | 3FG% | FT% |
|------------|------------|------------|-------------|-------------|-------------|
| 2.3 | 1.7 | 0.7 | 65.0 | 37.5 | 66.7 |
| CAREER | | | | | |
| 4.6 | 3.4 | 0.9 | 57.7 | 29.8 | 50.5 |

CAREER HIGHS

| | | |
|-------------|----|-------------------------------|
| Points | 19 | vs. Nevada (11.16.21) |
| Field Goals | 9 | vs. Nevada (11.16.21) |
| Rebounds | 12 | 2x, last at Pacific (1.14.23) |
| Assists | 5 | 4x, last vs. Iona (11.26.22) |
| Blocks | 5 | vs. Montana (12.19.21) |
| Steals | 3 | 2x, last vs. BYU (1.27.22) |
| Minutes | 40 | vs. San Francisco (3.4.23) |

NOTES

Blocked a game-high two shots against Texas (2.24) ... Had five points and a clutch 3FG against Houston (2.3) ... Blocked two shots at OSU (1.16) ... Threw down a momentum-shifting dunk against Oklahoma (1.13) ... Has made three threes this season, including 1-1 at UCF (1.10) ... Posted four points and blocked two shots against Missouri (12.9) ... Has 18 blocks on the season ... Recorded a season-high three blocks against Manhattan College (11.10) ... Has scored in double-digits in two contests and comes off the bench to protect the rim.



24 KJ ADAMS JR. JR • F • 6-7 • 235 • Austin, Texas • Westlake HS • Twitter: @kj_atz • IG: @kjadams

2023-24 SEASON STATS

| PPG | RPG | APG | FG% | 3FG% | FT% |
|-------------|------------|------------|-------------|-------------|-------------|
| 12.4 | 4.6 | 3.3 | 61.2 | .000 | 59.6 |
| CAREER | | | | | |
| 7.5 | 3.1 | 1.7 | 61.2 | .000 | 60.2 |

CAREER HIGHS

| | | |
|-------------|----|-----------------------------------|
| Points | 22 | vs. Oklahoma (1.10.23) |
| Field Goals | 9 | at Missouri (12.10.22) |
| Rebounds | 11 | vs. Wichita State (12.30.23) |
| Assists | 7 | vs. Houston (2.3.24) |
| Blocks | 3 | vs. Southern Utah (11.18.22) |
| Steals | 4 | 3x, last at Kansas State (2.5.24) |
| Minutes | 44 | at Kansas State (2.5.24) |

NOTES

Leads the Big 12 in FG% (61.2) ... Totaled 16 points on 8-of-12 (66.7%) shooting against Texas (2.24) ... Picked a game-high four steals in a career-high 44 minutes at Kansas State (2.5) ... Dished out a career-high seven assists against Houston (2.3) ... Shot a perfect 7-of-7 with 16 points against Oklahoma State (1.30) ... Had 13 points at Iowa State, including 7-10 from FT (1.27) ... Posted a 15-point, 10-rebound double-double against Oklahoma (1.13) ... Recorded his first career double-double against TCU with 18 points and 10 boards (1.6) ... Pulled down a career-high 11 boards against Wichita State (12.30) ... Logged 18 points against UConn (12.1) ... Recorded 16 points in win against Kentucky (11.14).



25 NICOLAS TIMBERLAKE GR-SR • G • 6-4 • 195 • Braintree, Mass. • Kimball Union Academy • Twitter: @NickTimberlake • IG: @ntimberlake25

2023-24 SEASON STATS

| PPG | RPG | APG | FG% | 3FG% | FT% |
|------------|------------|------------|-------------|-------------|-------------|
| 4.2 | 1.6 | 0.5 | 37.9 | 27.9 | 69.6 |
| CAREER | | | | | |
| 11.0 | 3.4 | 1.4 | 41.6 | 37.0 | 78.6 |

CAREER HIGHS (*AT TOWSON)

| | | |
|--------------|----|---------------------------------|
| *Points | 34 | at Col. of Charleston (2.23.23) |
| *Field Goals | 12 | at Hofstra (2.2.23) |
| *Rebounds | 11 | vs. LIU (12.2.21) |
| *Assists | 7 | vs. William & Mary (2.10.22) |
| *Blocks | 2 | 2x, last at Penn (11.13.22) |
| *Steals | 4 | vs. Albany (11.7.22) |
| *Minutes | 43 | at Drexel (2.11.23) |

NOTES

Has started at shooting guard in three of Kansas' last four games ... Scored 13 points in a season-high 33 minutes against Texas, including a 6-of-8 clip from FT (2.24) ... Posted a team-high 13 points at Texas Tech (2.12) ... Dropped 12 points on 4-of-7 FG at West Virginia (1.20) ... Featured #3 on ESPN SportsCenter Top 10 for his contact dunk at Oklahoma State (1.16) ... Tied his season-high point total with 13 on 5-of-10 shooting which included three 3PT in a season-high 29 minutes off the bench against Yale (12.22) ... Posted five points and three rebounds against Eastern Illinois (11.28) ... Picked up a season-high 13 points on 4-of-5 shooting (80.0%) in his Kansas debut against North Carolina Central (11.6).



41 ZACH CLEMENCE JR • F • 6-11 • 230 • San Antonio, Texas • Sunrise Christian Academy • Twitter: @BIGZTEXAS • IG: @zachary_clemence

2023-24 SEASON STATS

| PPG | RPG | BPG | FG% | 3FG% | FT% |
|--------|-----|-----|------|------|------|
| - | - | - | - | - | - |
| CAREER | | | | | |
| 1.8 | 1.6 | 0.3 | 35.1 | 25.0 | 45.7 |

CAREER HIGHS

| | | |
|-------------|----|---------------------------------------|
| Points | 11 | vs. Stony Brook (11.18.21) |
| Field Goals | 3 | 2x, last vs. Oklahoma (1.10.23) |
| Rebounds | 6 | 2x, last vs. Oklahoma State (2.14.22) |
| Assists | 3 | vs. Texas Southern (3.17.22) |
| Blocks | 3 | vs. Kansas State (1.31.23) |
| Steals | 2 | 2x, last vs. Kansas State (1.31.23) |
| Minutes | 15 | vs. Kansas State (1.31.23) |

NOTES

Plans for redshirt the 2023-24 season ... Entered the transfer portal following the 2022-23 season yet returned to Kansas ... Played in 44 games while at Kansas - 20 in 2022-23 and 24 in Kansas' 2022 NCAA National Championship season ... A solid shooter and being 6-foot-10, can play multiple positions and be a tough matchup ... Played his prep career at national powers Sunrise Academy and Findley Prep.



CHARLIE MCCARTHY RS-SO • G • 6-2 • 195 • Rancho Mirage, Calif. • Shadow Hills HS • IG: @chmac13

2023-24 SEASON STATS

| PPG | RPG | BPG | FG% | 3FG% | FT% |
|--------|-----|-----|-----|------|-----|
| - | - | - | - | - | - |
| CAREER | | | | | |
| - | - | - | - | - | - |

CAREER HIGHS

| | | |
|-------------|---|--|
| Points | - | |
| Field Goals | - | |
| Rebounds | - | |
| Assists | - | |
| Blocks | - | |
| Steals | - | |
| Minutes | - | |

NOTES

An invited walk-on ... A member of Kansas' 2022 NCAA National Championship team ... Comes from a KU family as both parents are two of 23 family members who have graduated from KU.




ROCK CHALK JAYHAWK

TV/RADIO ROSTER

// 2023-24 KANSAS MEN'S BASKETBALL




1 HUNTER DICKINSON
Sr. / C / 7-2 / 260
Alexandria, Va.



3 DAJUAN HARRIS JR.
RS-Sr. / G / 6-2 / 170
Columbia, Mo.



4 JUSTIN CROSS
Jr. / F / 6-8 / 200
Oak Park, Ill.



5 CHRIS CARTER
RS-Fr. / G / 6-4 / 190
Indio, Calif.



10 JOHNNY FURPHY
Fr. / G / 6-9 / 202
Melbourne, Australia



11 JAMARI MCDOWELL
Fr. / G / 6-4 / 180
Houston, Texas




12 WILDER EVERS
RS-Fr. / G / 6-4 / 185
Birmingham, Ala.



13 ELMARKO JACKSON
Fr. / G / 6-3 / 195
Marlton, N.J.




14 PATRICK CASSIDY
Jr. / G / 6-1 / 185
Columbus, Kan.



15 KEVIN MCCULLAR JR.
Gr-Sr. / G / 6-7 / 212
San Antonio, Texas




20 MICHAEL JANKOVICH
Gr-Sr. / G / 6-4 / 190
Dallas, Texas



22 DILLON WILHITE
RS-Sr. / F / 6-9 / 240
San Diego, Calif.



23 PARKER BRAUN
Gr-Sr. / F / 6-10 / 235
Burlington, Kan.



24 KJ ADAMS JR.
Jr. / F / 6-7 / 235
Austin, Texas



25 NICOLAS TIMBERLAKE
Gr-Sr. / G / 6-4 / 200
Braintree, Mass.



41 ZACH CLEMENCE
Jr. / F / 6-11 / 230
San Antonio, Texas



CHARLIE MCCARTHY
RS-Sr. / G / 6-2 / 195
Rancho Mirage, Calif.



BILL SELF
Head Coach
21st Year at Kansas



KURTIS TOWNSEND
Assistant Coach
20th Year at Kansas



NORM ROBERTS
Assistant Coach
13th Year at Kansas



JEREMY CASE
Assistant Coach
Ninth Year at Kansas



FRED QUARTLEBAUM
Director of Operations
11th Year at Kansas



JOE DOOLEY
Director of Student-Athlete Development
12th Year at Kansas



DOC SADLER
Advisor to the Men's Basketball Program



BRADY MORNINGSTAR
Video Coordinator