



BYU COUGAR BASKETBALL



Game 31 || BYU at No. 3 Texas || Sat. Mar. 2, 2024 || 7 p.m. CT || Moody Center || Austin, TX || Big 12 Now on ESPN+ || BYU Radio

2023-24 SCHEDULE

Overall: **16-14**
Non-conference: 10-3 | Big 12: 6-11
Home: 10-5 | Away: 3-9 | Neutral: 3-0
Last 5: 2-3 | Last 10: 4-6 | Streak: L3

NOVEMBER			
Tue. 7	at Montana St.	W, 68-60	ESPN+
Fri. 10	Weber State	W, 77-49	ESPN+
Tue. 14	Utah Valley	W, 59-44	ESPN+
Sat. 18	vs. Wake Forest!	W, 67-44	BYUTV
Tue. 21	vs. Saint Louis!	W, 87-66	BYUTV
Sat. 25	LMU	W, 74-58	ESPN+
Tue. 28	at Wyoming	L, 74-86	MW Net.

DECEMBER			
Sat. 2	at Utah	L, 68-87	Pac-12 Net.
Tue. 5	Utah State	W, 72-66	ESPN+
Sat. 9	Boise State	W, 65-50	ESPN+
Sat. 16	Idaho State	W, 79-76 OT	ESPN+
Wed. 20	at Missouri State	L, 56-55	ESPN+
Thu. 21	vs. Nevada^	W, 72-59	BYU Radio
Sat. 30	at TCU*	L, 67-81	ESPN+

JANUARY			
Wed. 3	Oklahoma*	L, 75-63	ESPN+
Sat. 6	Iowa State*	L, 75-80	ESPN+
Wed. 10	at Houston*	L, 69-79	ESPN+
Sat. 13	Cincinnati*	W, 68-58	ESPN+
Wed. 17	at Oklahoma State*	L, 50-82	ESPN+
Sat. 20	Texas Tech*	W, 60-48	ESPN+
Sat. 27	at Kansas State*	L, 65-67	ESPN+
Wed. 31	at Kansas*	L, 53-67	ESPN+

FEBRUARY			
Sat. 3	West Virginia*	L, 69-76	ESPN+
Wed. 7	Baylor*	W, 78-66	ESPN+
Sat. 10	at Cincinnati*	W, 69-57	ESPN+
Tue. 13	at UCF*	W, 64-60	ESPN+
Sat. 17	Kansas*	L, 62-70	ESPN+
Wed. 21	TCU*	L, 58-68	ESPN+
Sat. 24	at Iowa State*	L, 49-74	ESPN+
Wed. 28	Houston*	W, 64-54	ESPN+

MARCH			
Sat. 2	at Texas	7 p.m. CT	ESPN+
Thu. 7	Big 12 1st Round	TBD	ESPN+
Fri. 8	Big 12 2nd Round	TBD	ESPN+
Sat. 9	Big 12 Quarters	TBD	ESPN+
Mon. 10	Big 12 Semis	TBD	ESPN+
Tue. 11	Big 12 Champ.	TBD	ESPN+

* - Denotes Big 12 Game
! - North Shore Showcase at BYU Hawaii
^ - Played at Missouri State
All Times Local to Site and Subject to Change
Rankings Reflect the Newest AP Top 25 Poll

WHERE TO WATCH, LISTEN OR STREAM



Longhorn Network
Tyler Denning - PxP
Andrea Lloyd - Color



@byuwbb



/byucougathletics

@byuwbb



byuradio.com
Jason Shepherd - PxP



@BYUWBB



byucougars.com

THE OPENING TIP

TIPOFF

Coming off a bounce-back win over Houston on senior night, BYU faces the highest ranked opponent of the Whiting era as the Cougars take on the No. 3 Texas Longhorns on Saturday night at the Moody Center.

BYU and Texas have met six times in series history with the Longhorns winning each of the first five meetings. The Cougars earned their first win over Texas in the most recent meeting on Nov. 22, 2002 as BYU knocked off the 12th-ranked Longhorns at the Marriott Center in Provo, 79-63.

THE FINAL RODEO FOR A BYU ALL-TIME GREAT

Gustin's career accolades are well documented as she has become the program's all-time leading rebounder and holds the fifth-highest mark for career rebounds in the NCAA with 1,651 rebounds and counting.

Through 29 games, Gustin leads the nation in total rebounds (461), rebounding average (15.3), defensive rebounds per game (10.3), double-doubles (28) and is 2nd in offensive rebounds per contest (5.0). Gustin also leads the Cougars in scoring at 17.2 points per game on 51.8 percent shooting from the field and minutes played at 36.7.

On Jan. 20, Lauren Gustin became the all-time leading rebounder in BYU women's basketball history with 1,554 rebounds. The previous record of 1,482 was set by 1980 National Player of the Year Tina Gunn Robison and stood for 44 years. With 1,651 rebounds and counting, Gustin has become the fifth all-time leading rebounder in the history of NCAA women's basketball and is 12 rebounds away from taking over fourth place with 1,663 boards.

THE STARTING GUARD LINE IS CRUCIAL

BYU's starting guard line is the silver bullet for the team's success. As the guard line goes, the Cougars go. In BYU's 16 wins this season, the starting guard line of Amari Whiting, Kailey Woolston and Kaylee Smiler combine for 34.4 points, 12.8 rebounds, 10.4 assists, 4.1 steals and 1.7 blocks.

In the 12 losses, the Cougar guard line's stat line decreases in every category as the three combine for just 27.7 points (-6.9), 8.5 rebounds (-4.3), 9.7 assists (-0.9), 3.1 steals (-0.2), 1.5 blocks (-0.3).

MAGIC NUMBER...66 POINTS OR LESS

Coach Whiting prides her team on their ability to defend. Her defense has held opponents to 65.4 points per game this season and 16 of its 30 opponents to 66 or fewer points. When holding teams under the 66-point threshold, BYU is 15-1. When surrendering over 66 points, the Cougars are 1-13 on the year.

THE MORE YOU SCORE, THE MORE YOU WIN

In 2022-23, BYU only scored more than 65 points in 15 of 33 games and garnered a 12-3 record when doing so. The Cougars have exceeded the 65-point threshold in 19 of 30 games this season and hold a 12-7 record when scoring 65 or more.

COUGARS VS. NO. 3 LONGHORNS



AT



16-14 (6-11 Big 12)	'23-24 Record	26-4 (13-4 Big 12)
NR/NR	AP/Coaches Poll	3/3
78	NET Ranking	4
Amber Whiting - 2nd	Head Coach	Vic Schaefer - 19th
32-31 (.508)	Record	403-203 (.665)
Gustin (17.2)	Top Scorer	Booker (16.4)
Gustin (15.4)	Top Rebounder	Jones (7.0)
Whiting (3.9)	Top Assists	Booker (4.9)

SERIES HISTORY

Overall (Streak):1-5 (W1)
In Provo0-2
In Austin0-3
Neutral Site0-0
Whiting vs. Houston0-1
Last MeetingNov. 22, 2002W, 79-63
Last BYU WinNov. 22, 2002W, 79-63 (Home)
Last BYU LossNov. 20, 2001L, 74-90 (Away)

TALE OF THE TAPE

60 COUGS	Category	HOOK 'EM
66.7	Scoring Offense	● 82.4
65.4	Scoring Defense	● 58.3
+1.3	Scoring Margin	● +24.1
.438	Field Goal Percentage	● .501
.386	Field Goal Percentage Def.	● .384
.363	3PT Field Goal Percentage	○ .357
.334	3PT Field Goal Percentage Def.	● .308
7.0	3-Pointers Per Game	○ 4.0
.633	Free Throw Percentage	● .705
39.6	Rebounds	● 40.5
+5.9	Rebounding Margin	● +10.8
15.7	Assists	● 16.5
16.9	Turnovers	● 14.1
-4.4	Turnover Margin	● +6.1
5.6	Steals	● 9.3
3.7	Blocks	● 4.2

A LOOK INTO THE LINEUP



#	Name	Pos.	Height	Year	Hometown	PPG	RPG	APG	FG%	3FG%	FT%
1	Amari Whiting	G	5-10	Fr.	Boise, Idaho	10.6	4.9	3.9	.396	.319	.613
10	Kailey Woolston	G	5-11	Fr.	Highland, Utah	13.4	3.5	2.4	.466	.452	.852
11	Kaylee Smiler	G	5-10	Sr.	Hamilton, New Zealand	7.2	2.3	3.7	.441	.476	.750
12	Lauren Gustin	F	6-1	Sr.	Boise, Idaho	17.2	15.4	1.9	.518	.111	.455
24	Rose Bubakar	F	6-0	Jr.	Frederick, Maryland	3.1	2.0	1.1	.344	.189	.676

OFF THE BENCH

	Pos.	Ht.	Yr.	Hometown	PPG	RPG	APG	FG%	3FG%	FT%	
2	Kylie Krebs	G	5-7	Jr.	Peoria, Arizona	0.0	0.0	0.0	.000	.000	.000
4	Ali'a Mataavao	F	6-0	Fr.	Las Vegas, Nevada	0.9	0.7	0.2	.241	.000	.375
5	Arielle Mackey-Williams	G	5-9	Jr.	Ngati Porou, New Zealand	-	-	-	-	-	-
15	McKinley Willardson	F	6-1	Fr.	Corona, California	0.6	0.2	0.2	1.000	.000	.500
20	Marina Mata	F	6-1	Fr.	Barbastro, Spain	0.2	0.2	0.0	.000	.000	1.000
21	Heather Hamson	F	6-3	Jr.	Lindon, Utah	1.2	0.5	0.1	.625	.000	.600
25	Emma Calvert	F	6-4	Jr.	Farr West, Utah	7.6	4.1	1.0	.444	.253	.635
30	Lauren Davenport	G	5-11	Jr.	Idaho Falls, Idaho	6.0	2.6	1.1	.339	.364	.667



byucougars.com

#	Name	Position	Height	Year	Experience*	Hometown (Previous/HS)
1	Amari Whiting	G	5-10	Fr.	HS	Burley, Idaho (Burley HS)
2	Kylie Krebs	G	5-6	So.	2nd	Oahu, Hawaii (Glendale CC)
4	Ali'a Matavao	F	6-0	Fr.	HS	Las Vegas, Nevada (Liberty HS)
5	Arielle Mackey-Williams	G	5-9	Jr.	3rd	Ngati Porou, New Zealand (Tai Wananga Ki Ruakura)
10	Kailey Woolston	G	5-11	Fr.	HS	Highland, Utah (Lone Peak HS)
11	Kaylee Smiler	G	5-8	Sr.	5th	Hamilton, New Zealand (Mellville HS)
12	Lauren Gustin	F	6-1	Sr.	4th	Salem, Utah (Salt Lake CC)
15	McKinley Willardson	F	5-11	Fr.	HS	Corona, CA (Santiago HS)
20	Marina Mata	F	6-2	Fr.	HS	Barbastro, Spain (Barbastro Basketball Club)
21	Heather Hamson	F	6-3	Jr.	4rd	Lindon, Utah (Pleasant Grove HS)
24	Rose Bubakar	F	6-0	Jr.	3rd	Frederick, Maryland (Frederick HS)
25	Emma Calvert	F	6-4	Jr.	3rd	Farr West, Utah (Fremont HS)
30	Lauren Davenport	G	5-11	Jr.	3rd	Idaho Falls, Idaho (Boston)

Head Coach: Amber Whiting (BYU, 2001)
 Assistant Coach: Lee Cumnard (BYU, 2009)
 Assistant Coach: Morgan Bailey (BYU, 2015)
 Assistant Coach: John Wardenburg (BYU, 1986)
 Director of Player Development: Josh Edwards (Saint Catherine's College, 2011)
 Director of Video and Strategy: Alli Winters (M.A. Gonzaga, 2021)
 Director of Basketball Operations: Natalie Lainhart
 Graduate Assistant: Hailey Higgs (BYU, 2023)
 Athletic Trainer: Jeff Hurst (Bond, 1995)
 Strength and Conditioning Coach: Steven Arnold (Bond, 2018)
 Director of Communications: Austin Rustand (BYU, 2023)
 * Years played at the college level

ROSTER BY CLASSIFICATION

SENIORS (2)

Lauren Gustin..... F
 Kaylee Smiler G

JUNIORS (6)

Rose Bubakar F
 Emma Calvert F
 Lauren Davenport..... G
 Heather Hamson..... F
 Arielle Mackey-Williams G

SOPHOMORES (1)

Kylie Krebs..... G

FRESHMAN (5)

Marina Mata F
 A'lia Matavao..... F
 Amari Whiting..... G
 McKinley Willardson..... F
 Kailey Woolston..... G

ROSTER BY POSITION

Guards (7)

Lauren Davenport..... G
 Kylie Krebs..... G
 Arielle Mackey-Williams G
 Kaylee Smiler G
 Amari Whiting..... G
 Kailey Woolston..... G

Forwards (6)

Rose Bubakar F
 Emma Calvert F
 Heather Hamson..... F
 Marina Mata F
 A'lia Matavao..... F
 McKinley Willardson..... F

PRONUNCIATION GUIDE

Rose Bubakar Rose boob-uh-car
 Marina Mata Marina Mott-uh
 Ali'a Matavao..... uh-LEE-uh mah-tuh-VOW
 Arielle Mackey-Williams AR-ee-EL Mack-ee - Williams
 Amari Whiting..... Ah-MAR-ee WHITE-ing
 Amber Whiting Amber WHITE-ing
 Lee Cumnard..... Lee kuh-MARD

ROSTER BY STATE/COUNTRY

Arizona (1)

Kylie Krebs..... Peoria

California (1)

McKinley Willardson..... Corona

Idaho (2)

Lauren Davenport..... Idaho Falls
 Amari Whiting..... Burley

Maryland (1)

Rose Bubakar Frederick

Nevada (1)

A'lia Matavao..... Las Vegas

New Zealand (2)

Arielle Mackey-Williams..... Ngati Porou
 Kaylee Smiler Hamilton

Spain (1)

Marina Mata Barbastro

Utah (5)

Emma Calvert Farr West
 Heather Hamson..... Lindon
 Kailey Woolston..... Highland
 Lauren Gustin..... Boise



BYU'S RECORD WHEN...

	2023-24	Whiting Era
Overall Record	16-14	32-31
Leading at Half	13-2	27-11
Trailing at Half	3-11	4-17
Tied at Half	0-1	0-2
Leading with 5:00 left (regulation)	15-0	31-0
Trailing or Tied with 5:00 left	1-14	1-30
In Overtime Games	1-0	1-1
BYU scores less than 60 points	1-6	1-15
BYU scores between 60-69	8-7	17-16
BYU scores between 70-79	6-2	13-2
BYU scores between 80-89	1-0	1-0
BYU scores between 90-99	0-0	0-0
BYU scores 100+ points	0-0	0-0
Opponent scores less than 60	10-1	24-5
Opponent scores between 60-69	4-4	5-11
Opponent scores between 70-79	1-5	2-10
Opponent scores between 80-89	0-5	0-6
Opponent scores between 90-99	0-0	0-0
Opponent scores 100+	0-0	0-0
Games decided by 3 points or less	1-2	1-4
Games decided by 4-9 points	3-3	6-9
Games decided by 10-19 points	9-7	18-14
Games decided by 20 or more points	3-2	7-4
BYU shot 40% or better	15-7	31-14
BYU shot 50% or better	5-5	12-3
Opponent shot 40% or better	1-11	4-22
Opponent shot 50% or better	0-4	0-6
BYU outshoots opponent	16-5	31-12
Opponent outshoots BYU	0-9	1-19
Teams shot equal FG percentage	0-0	0-0
BYU outrebounds opponent	13-8	28-17
Opponent outrebounds BYU	2-6	3-11
BYU, opponent tie in rebounds	1-0	1-1
BYU has a positive TO margin	2-4	6-4
BYU has a negative TO margin	14-10	25-26
BYU, opponent tie in TOs	0-0	1-0
One player in double figures	0-1	0-2
Two players in double figures	2-2	4-11
Three players in double figures	6-7	19-10
Four players in double figures	4-4	6-8
Five players in double figures	2-0	3-0
Six players in double figures	0-0	0-0
Coming off a win	9-6	17-13
Coming off a loss	6-8	13-17
Two-plus days between games	15-14	25-23
One day between games	0-0	5-6
Playing the next day	1-0	2-1
On Monday	0-0	0-3
On Tuesday	5-1	6-3
On Wednesday	2-6	4-6
On Thursday	1-0	7-1
On Friday	1-0	3-1
On Saturday	7-7	12-17
In November	6-1	8-6
In December	4-3	9-6
In January	2-6	7-8
In February	4-4	6-9
In March	0-0	2-2
Vs. Ranked Opponents	1-4	1-9
MISCELLANEOUS STATS		
BYU's all-time record	934-554 (.627)	
BYU's all-time conference record	490-246 (.664)	
BYU's all-time overtime record		24-20
Number of 100-point games in BYU history		56
Number of 100-point games in Whiting era		0
Average attendance at Marriott Center		2,103

@byuwbb

BYU: NOTES AND QUOTES

FLOOR GENERAL

The Big 12 Freshman of the Week (Feb. 12), Amari Whiting, is averaging 10.6 points per game on 39.6 percent shooting, going 31.9 percent from downtown while grabbing 4.9 rebounds and dishing 3.9 assists per game.

In BYU's upset of No. 18 Baylor, Whiting flirted with the first triple-double in BYU women's basketball history with 14 points, nine assists and eight rebounds.

DEFYING THE FIRST QUARTER 8-BALL

In 17 games of conference play, the Cougars have trailed after the first quarter in 10 of 17 games by an average of 7.0 points. BYU is 1-9 when trailing after the opening period.

In the one win when trailing after the first quarter, BYU trailed UCF by three after the first and by seven at the half before outscoring the Knights 23-6 in the third quarter to take a 10-point lead into the fourth. The Cougars earned their first Big 12 win after trailing going into the second quarter as they knocked off UCF 64-60.

SHARING THE ROCK

The Cougars have assisted on 472 of 737 (.640) made field goals this season, 261 of 406 (.643) during conference play. BYU has had at least three or more players score in double figures in 23 of 29 contests.

In the upset of No. 18 Baylor, BYU became the first team to record 20 or more assists against the Bears since UConn dished out 23 assists in the second round of the 2023 NCAA tournament.

MATCH-UP BREAKDOWN



First Meeting: Nov. 22, 2002
Location: Provo, UT

TEXAS: NOTES AND QUOTES

OLD FRIENDS REUNITE AS OPPONENTS

Shaylee Gonzales played for the Cougars from 2019-2022, earning all-conference honors in back-to-back seasons. She was named the 2021-22 WCC Player of the Year, Second-team All-American by the Athletic and AP All-America Honorable Mention.

The grad transfer has started all 30 games in her second season as a Longhorn and has contributed 9.7 points per game, 3.4 rebounds, 2.5 assists and 1.5 steals.

MADISON BOOKER

The true freshman has stepped up in a major way for the Longhorns in the absence of their All-Conference guard Rori Harman who has missed the last 18 games after suffering a season-ending knee injury.

Booker has earned six Big 12 weekly awards, twice being named the conference player of the week and freshman of the week four times. She was named to the Wooden Award Top-20, Naismith Award Top 30 and Cheryl Miller Award Top 10.

The highly-touted freshman is Texas' leading scorer with 16.4 points per game, 5.0 rebounds, 4.9 assists and 1.6 steals. Her stats against opponents are even more staggering

In Big 12 play, Amari Whiting and Kaylee Smiler are each averaging 4.18 and 3.8 assists per game, respectively.

TURNOVER TROUBLE

Ball security is key to the Cougars' success, however, BYU averages 16.9 turnovers per game this season. The Cougs have turned the ball over more than their opponent in all but six games this season and hold a 26-25 record when posting a negative turnover margin under Whiting.

In Big 12 play, the Cougars turnover the rock 15.4 times per game and have given up 17.6 points off turnovers.

THREE-POINT MARKSMAN

Kailey Woolston burst onto the scene earning Big 12 Freshman of the Week honors twice (Nov. 20 & 27) in the early weeks of the season. Woolston leads the conference and is 6th nationally in 3-point percentage at 45.2 percent, 2nd in the conference and 17th nationally in 3-point field goals made (75) and 2nd in the conference, 30th nationally in three-pointers per game (2.50).

FAITH OVER FEAR

Coach Whiting spoke on the mantra of Faith over Fear saying, "That's me. I wear it every day, faith over fear, it's how I live my life. I feel like if you're prepared, and not just in basketball, but specifically in basketball when you go into a game you can't go into it fearful. You have to go into it fearless. The only way to get there is to make sure you've prepared and done everything up to that point."

LAST 5 MEETINGS

Date	Score	Result	Location
1/24/86	78-111	Loss	Provo, UT
12/17/93	82-95	Loss	Austin, TX
1/6/95	60-74	Loss	Provo, UT
12/20/02	74-90	Loss	Austin, TX
11/22/02	79-63	Win	Provo, UT

BYU trails the all-time series 1-5
BYU trails 0-3 in Austin, TX

as she has dropped 21.6 points, 6.0 rebounds and 5.6 assists.

OWNING THE GLASS

The Longhorns have dominated the boards this season, out-rebounding their opponents in 26 of 30 games and averaging 40.5 boards with a rebound margin of 10.8 which ranks fifth in the country.

EFFICIENT FROM THE FLOOR

Texas holds the fifth-highest field goal percentage in the NCAA at 50.2 percent from the field. Their 82.4 points per game is the 8th-best mark nationally.

At home, the Longhorns score 85.7 points per contest while shooting an astounding 49.9 percent fro the floor and 34 percent from behind the arc.

NO, HARMON, NO PROBLEM

Not having the preseason Big 12 Player of the Year would normally be a huge hit to a team, but Texas has gone 14-4 in the absence of Harmon.

Booker's game took a leap, increasing her production by 3.7 points per game, 1.1 rebounds and 2.0 assists since Harmon's injury.



byucougars.com

●●● BYU WOMEN'S HOOPS

#1 Amari Whiting

Whiting comes to BYU as the 33rd-ranked recruit in the ESPN top 100 for the class of 2023. She was named the

Due to an ACL injury suffered in September 2022, Whiting missed her senior season and chose to graduate early to enroll at BYU in January 2023.

Amari is the daughter of head coach Amber Whiting making them the second parent-player combo to play at BYU, the first being former head coach Jeff Judkins and daughters Jamie (2006-10) and Jenna (2004-06).

Whiting originally committed to play at Oregon, but after coach Amber Whiting was hired at BYU she reopened her recruitment and committed to play for Amber at BYU. Because of the family dynamic, Amari never calls Coach Whiting mom while at practice or games. Instead, she always refers to her as Amber, Coach Whiting or Coach.

#2 Kylie Krebs

Krebs is a JUCO transfer who comes to BYU by way of Scottsdale Community College.

She comes off a season in which she averaged 5.2 points on 40.4 percent shooting, 3.6 rebounds and 0.8 assists.

#4 Ali'a Matavao

Matavao earned back-to-back Nevada Gatorade Player of the Year honors in 2022 and 2023. She was also named the 5A Player of the Year as well as selected to the Nevada 5A First Team All-Conference in 2022 and 2023.

The true freshman was named the Liberty High School Athlete of the Year in 2023 after competing in four sports; basketball, track and field, soccer and volleyball. She won state titles in the shot put and long jump, set the school record in the long jump, 4x100 and 4x200 relays and captained the basketball and volleyball teams all during the 2022-23 campaign.

#5 Arielle Mackey-Williams

Mackey-Williams was the third-leading scorer for BYU last season at 8.8 points on a 41.0 percent clip. She also averaged 1.9 rebounds and 2.2 assists per game during her sophomore campaign.

The rising junior also competed for the New Zealand Tall Ferns in the FIBA 3X3 Women's Series over the summer. She played in the Edmonton and Montreal stops and gained great experience leading up to the Cougars' first season as members of the Big 12 Conference.

#10 Kailey Woolston

Woolston was named the 2023 Utah Ms. Basketball after averaging 20.8 points, 7.9 rebounds, 2.1 assists, 1.8 steals and 0.4 blocks per game during her senior season.

The freshman set the all-time scoring mark at Lone Peak with 1,653 career points and holds three of the four highest scoring seasons in program history with 435 points during the 2020-21 season (sophomore), 452 in 2021-22 (junior) and 538 in 2022-23 (senior). She also secured the top 2 spots in total three-point field goals made in a season with 64 in 2021-22 and 78 in 2022-23 as well as the top spot for rebounds in a season with 209 during her senior campaign.

As a senior at Lone Peak High School, Woolston sustained an injury in her shooting wrist due to a rigorous practice routine of shooting over 1,000 shots per day. Following the

injury, she dialed back her quantity of shots, but still lives in the gym. During that season, she shot 52.2 percent from the field and 47.5 percent from three-point land en route to Gatorade Player of the Year honors.

#11 Kaylee Smiler

Smiler is a fifth-year senior and an unsung hero of this BYU squad. The graduate senior may not be as flashy or garner as many awards as some, but she is as reliable and tough as they come.

The New Zealand native often accepts the task of guarding the opposition's best player, and does so with tenacity and grit. She averaged nearly a steal and block per game a year ago while drawing multiple offensive fouls in crucial moments down the stretch in games.

Smiler cherishes her Maori heritage and participates in multiple clubs and groups on campus that strive to preserve and celebrate New Zealand's rich culture. More can be learned about her involvement in her episode of [Deep Blue](#).

In the Cougars' overtime win over Idaho State (Dec. 16), Smiler took an elbow to the side of her head late in the second quarter which created a two-inch laceration and lots of blood.

She was taken to the locker room where she received eight staples in the side of her head, was cleared by the team doctor to return to the game. She changed into a clean jersey and returned in the third quarter. Having only scored two points, both coming from the charity stripe, before the injury, Smiler returned to go 7-11 from the field making two threes, two rebounds, two assists and two steals in the win.

#12 Lauren Gustin

The Preseason All-Big 12 selection began her career at the University of Idaho but transferred to Salt Lake Community College before ever playing a game for the Vandals. Shortly before beginning her freshman season at SLCC, Gustin received a scholarship offer to attend BYU but decided to finish her season before transferring. After a successful stint at SLCC, she came to BYU and has started all 86 games she has appeared in. For more on her journey to BYU, check out her episode of [Deep Blue](#).

During the 2022-23 campaign, Lauren Gustin led all NCAA divisions, men's or women's, by grabbing 16.7 rebounds per contest. She finished second in total rebounds at 552 behind only LSU's Angel Reese who played in three more games. Her 552 rebounds bested the all-time BYU record of 462 set by BYU Hall of Famer and 1980 National Player of the Year Tina Gunn.

Gustin joined Gunn as the second player in Cougar history to record 1,000 points and 1,000 rebounds in a career. Gustin also recorded 27 double-doubles during her junior campaign, the second most in the country and matching Gunn's record of 27 double-doubles during the 1979-80 season in which she was named the National Player of the Year.

After graduating with her bachelor's degree this April, Gustin briefly entered the transfer portal this summer to explore her options as a graduate transfer before choosing to return to BYU for her final year of eligibility. She talked about her experience in the portal saying, "I'm more than happy with my decision. I think the whole experience was good for me and I don't regret going into

GAME STATS AND STORY LINES

the portal and seeing my options. Coming back to BYU has been such a great decision. My coaches and teammates have all been so great about everything and I couldn't be happier with my decision."

#15 McKinley Willardson

Willardson was a four-year starter and team captain at Santiago High School where she led her team to the 2023 California Division I State Championship. She scored 12.1 points while grabbing 8.9 rebounds per contest during her senior year while averaging 23 points, 12 rebounds and 3 blocks per game in the California State playoffs.

She holds the Santiago High School single-game scoring record with 48 points (as a sophomore) and was named the Citrus Belt Area Female Athlete of the Year in 2023.

#20 Marina Mata

Mata is a product of Barbaastro, Spain and is a product of Instituto Joaquim Blume en Barcelona

This past summer, Mata played for the Spanish national team in the FIBA U18 European Championship where she scored 11.2 points, grabbed 6.5 rebounds and dished 0.8 assists per contest.

#21 Heather Hamson

Heather Hamson is the third Hamson sister (Jennifer and Sara) to follow in their mother [Tresa Spaulding](#)'s footsteps by donning a BYU jersey.

Tresa was a star for the Cougars from 1983-87, with [Jennifer Hamson](#) (2010-14) earning All-American honors in 2014 and [Sara](#) played from 2017-22. Tresa (494), Sara (472) and Jennifer (340) hold the top three spots in the all-time blocks for BYU with 1,306 blocks in all. For more on her family's BYU ties, check out her episode of [Deep Blue](#).

#24 Rose Bubakar

Bubakar is a rising junior who scored 6.7 points per game in 20.8 minutes per game a season ago. The Maryland native shot 44.6 percent from the field while pulling down 3.0 rebounds and dishing 1.0 assists per contest.

#25 Emma Calvert

Calvert was a staple in the BYU lineup last season as she started 28 of 33 games for the Cougars. She shot the highest percentage from three-point range of any BYU forward and led the team in blocks with 34.

The rising junior is enrolled in the Marriott School of Business and is in the middle of the dreaded "Junior Core" which consists of 24 intensive business credits. Most students take no other classes during the junior core, yet Calvert is playing a large role on a Big 12 basketball team while also maintaining a 3.71 GPA.

#30 Lauren Davenport

Davenport, a Boston University transfer, comes off a season where she played 20.0 minutes per game while scoring 5.9 points per game.

The rising junior chose to play for the Cougars in part because of BYU's closeness to her home in Idaho Falls, Idaho and her relationship with her younger brother who was diagnosed with Down Syndrome.

Davenport's brother Cole has been her best friend and inspiration throughout her basketball career.



OVERALL	CONF.	AP	COACHES	NET	Q1	Q2	Q3	Q4	HOME	AWAY	NEUTRAL
15-13	5-10	NR	NR	79	1-3	0-6	4-2	10-2	9-5	3-8	3-0
26-4	13-4	3	3	4	4-2	5-2	6-0	11-0	14-2	9-2	3-0

As of Feb. 29, 2024



NCAA/BIG 12 TEAM STATISTICAL RANKINGS (AS OF 2/29/24)

2023-24 Stats	NCAA	Big 12	Stat
Assist/Turnover Ratio	110	9	0.93
Assists/Game	51	7	15.7
Bench Points/Game	296	11	13.1
Blocks Per Game	97	7	3.7
Field Goal Percentage	66	8	43.8
Field Goal Defense	97	4	38.6
Fouls Per Game	193	8	17.1
Free Throw Attempts/Game	164	8	16.63
Free Throw Percentage	336	14	63.3
Free Throws Made/Game	258	14	10.53
Rebound Margin	42	5	5.9
Rebounds/Game (Def.)	29	4	28.7
Rebounds/Game (Off.)	210	9	10.9
Rebounds/Game	60	6	39.60
Scoring Defense	208	6	65.4
Scoring Margin	175	11	1.3
Scoring Offense	146	11	66.7
Steals/Game	331	13	5.6
Three Point Attempts/Game	167	10	19.3
Three Point Percentage	24	3	36.3
Three Point Defense	292	14	33.4
Three Pointers/Game	86	7	7.0
Turnover Margin	333	13	-4.37
Turnovers Forced/Game	337	12	12.50
Turnovers/Game	239	13	16.9
Winning Percentage	169	9	53.3

Big 12/NCAA INDIVIDUAL STATISTICAL RANKINGS (AS OF 2/29/24)

2023-24 Stats	Top Player	NCAA	Big 12	Stat
Assist/Turnover Ratio	Kaylee Smiler	141	12	1.52
Assists/Game	Amari Whiting	131	8	3.9
Blocks/Game	Emma Calvert	115	4	1.23
Double Doubles	Lauren Gustin	1	1	28
Field Goal %	Lauren Gustin	59	4	51.8
Free Throw %	--	--	--	--
Minutes/Game	Lauren Gustin	15	2	36.72
Points/Game	Lauren Gustin	75	6	17.2
Rebounds	Lauren Gustin	1	1	461
Rebounds/Game (Def)	Lauren Gustin	1	1	10.3
Rebounds/Game (Off)	Lauren Gustin	2	1	5.0
Rebounds/Game	Lauren Gustin	1	1	15.4
Three Point %	Kailey Woolston	6	1	45.2
Three Pointers Made	Kailey Woolston	17	2	75
Three Pointers/Game	Kailey Woolston	32	2	2.50

2023-24 BIG 12 PRESEASON POLL/ALL-BIG 12 TEAM

Team (First Place Votes)	Points
1. Texas (12)	168
2. Baylor (2)	148
3. Kansas -	138
4. K-State	133
5. Oklahoma	121
6. Iowa State	107
7. Oklahoma State	99
8. West Virginia	80
9. TCU	77
10. Texas Tech	63
11. BYU	56
12. Houston	45
13. Cincinnati	22
14. UCF	18

Player	Yr.	Pos.	School
Sarah Andrews*	Sr.	G	Baylor*
Darianna Littlepage-Buggs	So.	G/F	Baylor
Emily Ryan	Sr.	G	Iowa State
Zakiyah Franklin	Sr.	G	Kansas
Taiyanna Jackson*	Sr.	C	Kansas
Gabby Gregory*	Sr.	G	Kansas State
Ayoka Lee	Sr.	C	Kansas State
Skylar Vann	Sr.	F	Oklahoma
DeYona Gaston	Sr.	F	Texas
Rori Harmon*	Jr.	G	Texas
JJ Quinerly	Jr.	G	West Virginia

*Unanimous Selection
Preseason Player of the Year

BIG 12 WEEKLY HONORS

Big 12 Player of the Week	Big 12 Freshman of the Week
Nov. 13 - Madison Conner, TCU	Nov. 13 - Stailee Heard, OSU
Nov. 20 - Ayoka Lee, Kansas State	Nov. 20 - Kailey Woolston, BYU
Nov. 27 - Sedona Prince, TCU	Nov. 27 - Kailey Woolston, BYU
Dec. 4 - Rori Harmon, Texas	Dec. 4 - Madison Booker, Texas
Dec. 11 - JJ Quinerly, West Virginia	Dec. 11 - S'Mya Nichols, Kansas
Dec. 18 - Harmon (UT)/Lee (KSU)	Dec. 18 - Audi Crooks, Iowa State
Dec. 26 - Sedona Prince, TCU	Dec. 26 - Stailee Heard, Iowa State
Jan. 2 - Jada Walker, Baylor	Jan. 2 - Audi Crooks, Iowa State
Jan. 8 - Lee (KSU)/Booker (UT)	Jan. 8 - Addy Brown, Iowa State
Jan. 15 - S'Mya Nichols, Kansas	Jan. 15 - Audi Crooks, Iowa State
Jan. 22 - JJ Quinerly, West Virginia	Jan. 22 - Madison Booker, Texas
Jan. 29 - Skylar Vann, Oklahoma	Jan. 29 - Audi Crooks, Iowa State
Feb. 5 - Taiyanna Jackson, Kansas	Feb. 5 - Madison Booker, Texas
Feb. 12 - Lauren Gustin, BYU	Feb. 12 - Amari Whiting, BYU
Feb. 19 - Gustin (BYU)/Booker, UT	Feb. 19 - Madison Booker, Texas
Feb. 26 - Audi Crooks, Iowa State	Feb. 26 - Audi Crooks, Iowa State

2023-24 Preview

Lettermen Returning/Lost: 6/5
 Newcomers: 7
 Starters Returning/Lost: 4/1
 Returning Scoring: 71.9% (1,511 of 2,102)
 Returning Rebounding: 72.4% (905 of 1,250)
 Returning Assists: 60.9% (286 of 470)
 Returning Blocks: 71.1% (86 of 121)
 Returning Steals: 71.7% (129 of 180)
 Returning Minutes: 72.4% (4,695 of 6,625)

BYU Coaching Staff

Head Coach: Amber Whiting
 Alma Mater: BYU (2001)
 Record at School: 16-17 (2nd year)

Career Div. I Record: 16-17 (2nd season)
 Assistant Coach: Lee Cumnard (BYU, 2009)
 Assistant Coach: Morgan Bailey (BYU, 2015)
 Assistant Coach: John Wardenburg (MBA, Southern Utah, 2021)
 Director of Basketball Operations: Natalie Lainhart

BYU History

First Year of Basketball: 1972
 All-Time Record: 920-540 (.630)
 All-time Conference Record: 484-236 (.672)
 Winning Seasons: 42 of 51 (last 2021-22)
 Regular Season Conference Championships: 13 (last 2021-22)
 Postseason Appearances: 27
 Total NCAA Appearances: 12 (6-15)
 Last NCAA Appearance: 2022
 First Round: L vs. No. 11 seed Villanova (57-61)
 Total WNIT Appearances: 9 (10-8)
 Last WNIT Appearance: 2022
 First Round: Loss vs. Rice (87-71)

University Information

Location: Provo, Utah
 Elevation: 4,551 feet
 Enrollment: 34,737
 Founded: October 16, 1875
 Owned: The Church of Jesus Christ of Latter-day Saints
 Nickname: Cougars
 Mascot: Cosmo the Cougar
 Colors: Blue and White (Royal/Navy Blue)
 Arena (capacity): Marriott Center (18,987)
 Conference: Big 12 Conference
 BYU President: C. Shane Reese (BYU, 1994)
 Athletics Director: Tom Holmoe (BYU, 1983)
 Athletic Website: BYUCougars.com

Media Information

Radio Station: BYU Sports Network
 BYU Radio 107.9 FM, BYURadio.org and BYU Radio App
 Play-by-Play Announcer: Jason Shepherd

Media Relations

Women's Basketball Contact: Austin Rustand
 Cell Phone: 520-989-1799
 Email: austin_rustand@byu.edu

BIG 12 STANDINGS (AS OF 2/29/24)

	Big 12	Pct.	Home	Away	Overall	Pct.	Home	Road	Neutral	Streak
Oklahoma	15-2	.882	9-0	6-2	21-7	.750	13-2	8-2	0-3	W3
Texas	13-4	.765	6-2	7-2	26-4	.867	14-2	9-2	3-0	L1
Kansas State	12-5	.706	8-1	3-4	23-6	.793	15-1	5-4	3-1	L2
Iowa State	11-6	.647	6-1	4-5	17-10	.630	12-2	5-6	0-2	W3
Baylor	11-6	.647	6-2	5-4	22-6	.786	13-2	6-4	3-0	W4
West Virginia	11-6	.647	6-2	5-4	22-6	.786	13-2	6-4	3-0	L3
Kansas	10-7	.588	7-1	3-6	17-11	.607	12-1	4-8	1-2	W2
Oklahoma State	7-10	.412	4-5	3-5	14-14	.500	10-5	4-6	0-3	W1
TCU	6-11	.353	4-4	2-5	19-9	.679	15-4	2-5	2-0	W4
BYU	6-11	.353	4-5	2-6	16-14	.533	10-5	3-9	3-0	W1
Cincinnati	5-12	.294	3-6	2-6	13-15	.464	8-7	4-6	1-2	L1
Texas Tech	5-12	.294	4-4	1-8	16-14	.533	13-4	1-8	2-2	L8
Houston	4-13	.235	3-5	1-8	13-15	.464	10-6	3-9	0-0	L3
UCF	3-14	.176	2-7	1-7	12-15	.444	8-8	1-7	3-0	L5



AP TOP 25 POLL (2/26/24)

No.	Team (First Place)	Ovr.	Pts.	Prev.
1.	South Carolina (35)	27-0	875	1
2.	Ohio State	24-3	837	2
3.	Texas	26-3	796	5
4.	Stanford	24-4	734	3
5.	Virginia Tech	23-4	721	8
6.	Iowa	24-4	697	4
7.	USC	21-5	643	7
8.	UCLA	21-5	607	12
9.	LSU	24-4	592	13
10.	UConn	24-5	502	15
11.	Oregon State	22-5	488	9
12.	NC State	23-5	486	6
13.	Colorado	20-6	455	11
14.	Indiana	22-4	453	14
15.	Kansas State	23-5	422	10
16.	Gonzaga	28-2	367	16
17.	Notre Dame	21-6	340	19
18.	Utah	20-8	274	18
19.	Syracuse	23-5	215	17
20.	Oklahoma	20-7	199	23
21.	Baylor	21-6	189	24
22.	Louisville	22-7	136	20
23.	Creighton	22-4	125	21
24.	UNLV	24-2	61	24
24.	West Virginia	22-5	61	22

USA TODAY COACHES POLL (2/27/24)

No.	Team (First Place)	Ovr.	Pts.	Prev.
1.	South Carolina (32)	27-0	800	1
2.	Ohio State	24-3	767	2
3.	Texas	26-3	724	5
4.	Virginia Tech	26-3	659	8
5.	Stanford	24-4	651	3
6.	Iowa	24-4	636	4
7.	LSU	24-4	592	10
8.	UCLA	22-5	550	12
9.	USC	21-5	549	7
10.	UConn	24-5	508	13
11.	NC State	23-5	462	6
12.	Indiana	22-4	431	16
13.	Gonzaga	28-2	408	15
14.	Kansas State	23-5	392	9
15.	Colorado	20-7	385	11
16.	Oregon State	22-5	346	14
17.	Notre Dame	21-6	288	18
18.	Utah	20-8	223	19
19.	Syracuse	23-5	212	17
20.	Creighton	22-4	200	21
21.	Baylor	21-6	174	24
22.	Oklahoma	20-7	132	25
23.	Louisville	22-7	114	20
24.	UNLV	24-2	73	NR
25.	West Virginia	22-5	56	22

RECEIVING VOTES: Fairfield 49, Duke 33, Princeton 7, North Carolina 5, Florida St. 3, Columbia 2, Mississippi 1.

RECEIVING VOTES: Princeton 22; Fairfield 14; Duke 14; Saint Joseph's 8; Ball State 5; Michigan State 2; Tennessee 1; Richmond 1; **Kansas 1**

BYU VS. RANKED OPPONENTS (SINCE THE 2000-2001 SEASON)

Vs	Overall	Home	Away	Neutral	Last Meeting	Last Win
#1	0-2	0-1	0-0	0-1	L, 51-70 vs. UConn (3/29/14) NCAA Tournament Sweet 16	_____
#2	0-1	0-0	0-1	0-0	L, 34-80 at UConn (11/27/07)	_____
#3	0-0	0-0	0-0	0-0	at Texas (3/2/24)	_____
#4	0-2	0-0	0-1	0-1	L, 65-67 at Kansas State (1/27/24)	_____
#5	0-0	0-0	0-0	0-0		
#6	0-2	0-0	0-1	0-1	L, 54-69 at Duke (11/13/10)	
#7	0-2	0-0	0-1	0-1	L, 63-72 at Stanford (3/25/19) NCAA Tournament 2nd Round	_____
#8	0-2	0-1	0-0	0-1	L, 53-86 vs. Louisville (3/21/15) NCAA Tournament 1st Round	_____
#9	0-1	0-1	0-0	0-0	L, 70-82 - Washington (12/22/16)	_____
#10	1-0	0-0	1-0	0-0	W, 75-69 at Iowa State (2/18/2002)	SAME
#11	1-1	0-0	1-0	0-1	L, 46-52 vs. Arizona (3/24/21) NCAA Tournament 2nd Round	55-52 at Stanford (11/13/06)
#12	3-2	1-0	0-2	2-0	L, 68-87 at Utah (12/2/23)	82-68 vs. Gonzaga (3/12/19) WCC Championship
#13	3-0	1-0	1-0	1-0	W, 66-64 at Gonzaga (2/16/19)	SAME
#14	0-1	0-0	0-0	0-1	L, 42-43 vs. Gonzaga (3/9/21) WCC Championship Game	_____
#15	2-1	1-1	0-0	1-0	W, 56-42 - Wyoming (2/2/08)	SAME
#16	3-4	2-2	0-1	1-1	L, 64-79 vs. Gonzaga (3/6/23) WCC Tournament Semi-Final	61-56 - Gonzaga (2/18/21)
#17	1-3	0-1	0-1	1-1	W, 61-54 vs. Florida State (11/25/21)	SAME
#18	1-3	1-1	0-1	0-1	W, 78-66 - Baylor (2/7/24)	SAME
#19	1-4	1-0	0-2	0-2	L, 56-63 at Gonzaga (2/2/21)	70-40 - Gonzaga (2/9/12)
#20	1-0	1-0	0-0	0-0	W, 62-52 vs. Gonzaga (2/15/14)	SAME
#21	1-2	0-0	0-2	1-0	W, 69-66 vs. Rutgers (3/22/21) NCAA Tournament 1st Round	SAME
#22	2-1	0-0	1-1	1-0	W, 58-57 vs. West Virginia (11/27/21)	SAME
#23	0-6	0-4	0-2	0-0	L, 69-76 - West Virginia (2/4/24)	_____
#24	1-3	0-0	0-2	1-1	L, 45-70 at California (12/16/17)	90-52 vs. Florida (3/12/19) WCC Championship
#25	0-3	0-2	0-0	0-1	L, 57-61 - New Mexico (1/17/09)	_____
Total	20-44	7-13	4-17	9-14	L, 67-81 at TCU (12/30/23)	W, 58-57 vs. West Virginia (11/27/21)

at Opponent (Away) - Opponent (Home) vs. Opponent (Neutral Site)



A LOOK INTO THE STARTING 5

Opponent	(1)	(2)	(3)	(4)	(5)
at Montana State	1. Whiting	10. Woolston	11. Smiler	30. Davenport	12. Gustin
Weber State	1. Whiting	10. Woolston	11. Smiler	30. Davenport	12. Gustin
Utah Valley	1. Whiting	10. Woolston	11. Smiler	30. Davenport	12. Gustin
vs. Wake Forest!	1. Whiting	10. Woolston	11. Smiler	30. Davenport	12. Gustin
vs. Saint Louis!	1. Whiting	10. Woolston	11. Smiler	30. Davenport	12. Gustin
LMU	1. Whiting	10. Woolston	11. Smiler	30. Davenport	12. Gustin
at Wyoming	1. Whiting	10. Woolston	11. Smiler	30. Davenport	12. Gustin
at Utah	1. Whiting	3. Falatea	10. Woolston	11. Smiler	12. Gustin
Utah State	1. Whiting	10. Woolston	11. Smiler	30. Davenport	12. Gustin
Boise State	1. Whiting	10. Woolston	11. Smiler	12. Gustin	25. Calvert
Idaho State	1. Whiting	10. Woolston	11. Smiler	12. Gustin	25. Calvert
at Missouri State	1. Whiting	10. Woolston	11. Smiler	12. Gustin	25. Calvert
vs. Nevada^	1. Whiting	10. Woolston	30. Davenport	12. Gustin	25. Calvert
at TCU*	1. Whiting	10. Woolston	11. Smiler	12. Gustin	25. Calvert
Oklahoma*	1. Whiting	10. Woolston	11. Smiler	12. Gustin	25. Calvert
Iowa State*	1. Whiting	10. Woolston	11. Smiler	12. Gustin	25. Calvert
at Houston*	1. Whiting	10. Woolston	11. Smiler	12. Gustin	25. Calvert
Cincinnati*	1. Whiting	10. Woolston	11. Smiler	12. Gustin	25. Calvert
at Oklahoma State*	1. Whiting	10. Woolston	11. Smiler	12. Gustin	25. Calvert
Texas Tech*	1. Whiting	10. Woolston	11. Smiler	12. Gustin	25. Calvert
at Kansas State*	1. Whiting	10. Woolston	11. Smiler	12. Gustin	25. Calvert
at Kansas*	1. Whiting	10. Woolston	11. Smiler	12. Gustin	25. Calvert
West Virginia*	1. Whiting	10. Woolston	11. Smiler	24. Bubakar	12. Gustin
Baylor*	1. Whiting	10. Woolston	11. Smiler	24. Bubakar	12. Gustin
at Cincinnati*	1. Whiting	10. Woolston	11. Smiler	24. Bubakar	12. Gustin
at UCF*	1. Whiting	10. Woolston	11. Smiler	24. Bubakar	12. Gustin
Kansas*	1. Whiting	10. Woolston	11. Smiler	24. Bubakar	12. Gustin
TCU*	1. Whiting	10. Woolston	11. Smiler	24. Bubakar	12. Gustin
at Iowa State*	1. Whiting	10. Woolston	11. Smiler	24. Bubakar	12. Gustin
Houston*	1. Whiting	10. Woolston	11. Smiler	24. Bubakar	12. Gustin
at Texas*					
Big 12 Tournament					
Big 12 Tournament					
Big 12 Tournament					
Win-Loss Record	(1)	(2)	(3)	(4)	(5)
3-8	1. Whiting	10. Woolston	11. Smiler	12. Gustin	25. Calvert
8-1	1. Whiting	10. Woolston	11. Smiler	30. Davenport	12. Gustin
4-4	1. Whiting	10. Woolston	11. Smiler	24. Bubakar	12. Gustin
1-0	1. Whiting	10. Woolston	30. Davenport	12. Gustin	25. Calvert
0-1	1. Whiting	3. Falatea	10. Woolston	11. Smiler	12. Gustin

DOUBLE-DOUBLE TRACKER

Player	Season	Career	Last	Pts	Reb.
Lauren Gustin	28	84	Houston (2/28/24)	19	17
Emma Calvert	1	1	Cincinnati (1/13/24)	11	10
Amari Whiting	1	1	Idaho State (12/16/23)	14	12
Kailey Woolston	1	1	Utah Valley (11/14/23)	19	10
BYU Total	30	86	Houston (2/28/24)	19	17

*Includes double-doubles at previous NCAA Division I schools

GAMES PLAYED/STARTED

Player	Season		Career	
	GP	GS	GP	GS
11. Kaylee Smiler	29 (15-14)	29 (15-14)	133	58
12. Lauren Gustin	30 (16-14)	30 (16-14)	116	116
25. Emma Calvert	30 (16-14)	14 (5-9)	86	45
24. Rose Bubakar	30 (16-14)	8 (4-4)	81	19
30. Lauren Davenport	29 (15-14)	9 (8-1)	73*	23*
5. Arielle Mackey-Williams	0 (0-0)	0 (0-0)	52	24
21. Heather Hamson	12 (9-3)	0 (0-0)	32	0
1. Amari Whiting	30 (16-14)	30 (16-14)	30 (16-14)	30 (16-14)
10. Kailey Woolston	30 (16-14)	30 (16-14)	30 (16-14)	30 (16-14)
4. Ali'a Matavao	19 (11-8)	0 (0-0)	19 (11-8)	0
20. Marina Mata	11 (8-3)	0 (0-0)	11 (8-3)	0
15. McKinley Willardson	5 (3-2)	0 (0-0)	5 (3-2)	0
2. Kylie Krebs	1 (1-0)	0 (0-0)	1 (1-0)	0

*Includes games played and starts at previous NCAA Division I schools





AMBER WHITING

HIGHLIGHTS

- Won 2022 state championship at Burley High School (Idaho)
- 2022 4A Idaho Statesman Coach of the Year
- Conference Coach of the Year
- Back-to-back region titles in 2021 and 2022
- 70-37 record in four seasons at Burley High School

Shoe Circuit for the Natalie Williams Basketball Academy.

Whiting was the director of Utah Hard Knox, one of the most successful AAU programs in Utah, consistently producing Division I talent for both men's and women's programs across the state.

A standout at Snow College, Whiting was the team MVP for two straight years and was an All-America honorable mention in 1999 as a member of the SWAC All-Tournament team. She led team in scoring and assists and was honored as the Female Athlete of the Year in 1997 at Fremont High School.

Whiting was an All-Region Team selection in back-to-back season with the Badgers. Following her two-year career with Snow College, Whiting went on to play one season at Weber State where she averaged 5.0 points per game before transferring to BYU for the 2000-01 season.

Whiting graduated from BYU with a degree and teaching credential in history in 2001 with a minor in psychology. She went on to earn a master's degree in professional learning communities from Grand Canyon University.

She is married to former NJCAA All-American men's player Trent Whiting, who played at Snow College and Utah before finishing his collegiate career at BYU in 2001 where he averaged 14.2 points per game and was an all-conference selection. Trent played professionally overseas in Italy for 12 years.

Whiting, from Ogden, Utah, is the seventh head coach of BYU women's basketball since becoming an NCAA program in 1972. The 2023-24 season will be Whiting's second season at the helm of the program that posted a 16-17 record in her first season.

Whiting served as the head coach of the Burley High School girls team in Idaho from 2018-2022 where she won the 2022 state championship, just the third in school history. She was named the 4A Idaho Statesman Coach of the Year, the conference coach of the year and helped the Bobcats to back-to-back region titles.

While at Burley, Whiting took a program with just five wins in her first year to improvement every season including three consecutive 20-win seasons, culminating in a 25-1 campaign and title run in 2021-22. Whiting's record as a head coach at Burley was 70-37 over four seasons.

In addition to coaching at the high school level, Whiting was also the head coach for the Adidas 17U 3SSB Select Team for the Spring/Summer

WHITING'S SECOND CAMPAIGN

EDUCATION

- BYU (2001, B.A. in Elementary Education)
- Grand Canyon (Professional Learning Communities)
- Newport High School in Bellevue, Wash. (1991)

COACHING EXPERIENCE

- BYU Head Coach (2022-present)
- Burley High School Head Coach (2018-22)
- Utah Hard Knox – Director
- Adidas 17U 3SSB Select Team - Natalie Williams Basketball Academy

PLAYING CAREER

Played two seasons at Snow College (1997-99)

- Team MVP for two-straight seasons
- 1999 All-American Honorable Mention
- 1999 SWAC All-Tournament Team
- Led the Badgers in scoring and assists
- 1998 and 1998 All-Region Team selection

Played one season at Weber State (1999-2000)

- Averaged 5.0 points per game
- Played one season at BYU (2000-01)

WHITING'S HEAD COACHING RECORD

Season	School	Overall	Pct.	Home	Pct.	Away	Pct.	Neutral	Pct.	Conf.	Pct.	Conf. Tourney	WNIT	NCAA
2022-23	BYU	16-17	.485	7-9	.438	6-6	.500	3-2	.600	9-9	.500	2-1	0-1	--
2023-24	BYU	16-14	.533	10-5	.667	3-9	.250	3-0	1.000	6-11	.353	---	---	--
CAREER	BYU	32-31	.508	17-14	.548	9-15	.375	6-2	.750	15-20	.429	2-1	0-1	--



WHITING VS. ALL OPPONENTS

Opponent	Overall	Last Meeting	Score	Next Meeting
Ball State	0-1	Nov. 26, 2022	L, 61-56	
Baylor	1-0	Feb. 7, 2024	W, 78-66	
Boise State	2-0	Dec. 9, 2023	W, 65-50	
Carroll College	1-0	Nov. 23, 2022	W, 71-47	
Cincinnati	2-0	Feb. 10, 2024	W, 69-57	
Colorado State	0-1	Nov. 8, 2022	L, 82-62	
Gonzaga	0-3	Mar. 6, 2023	L, 79-64	
Houston	1-1	Feb. 28, 2024	W, 64-54	
Idaho State	1-0	Dec. 16, 2023	W, 79-76 OT	
Iowa State	0-2	Feb. 24, 2024	L, 49-74	
Kansas	0-2	Feb. 17, 2024	L, 62-70	
Kansas State	0-1	Jan. 27, 2024	L, 65-67	
LMU	3-0	Nov. 25, 2023	W, 74-58	
Missouri State	0-1	Dec. 20, 2023	L, 55-56	
Montana State	1-1	Nov. 7, 2023	W, 68-60	
Monmouth	1-0	Dec. 21, 2022	W, 70-50	
Oklahoma	0-2	Jan. 17, 2024	L, 75-63	
Oklahoma State	0-1	Jan. 17, 2024	L, 50-82	
Nevada	1-0	Dec. 21, 2023	W, 72-59	
Pacific	1-1	Jan. 28, 2023	L, 79-66	
Pepperdine	2-1	Mar. 3, 2023	W, 74-59	
Portland	0-2	Feb. 27, 2023	L, 61-49	
Rice	0-1	Mar. 17, 2023	L, 71-67	
Saint Louis	1-0	Nov. 21, 2023	W, 87-66	
Saint Mary's	2-0	Jan. 26, 2023	W, 74-59	
San Diego	1-1	Feb. 4, 2023	L, 52-49	
San Francisco	2-1	Mar. 4, 2023	W, 66-56	
Santa Clara	1-1	Feb. 16, 2023	W, 78-72	
TCU	0-2	Feb. 21, 2024	L, 58-68	
Texas	---	----	----	Mar. 2, 2024
Texas Tech	1-0	Jan. 20, 2024	W, 60-48	
Troy	0-1	Nov. 19, 2022	L, 68-62	
UCF	1-0	Feb. 13, 2024	W, 64-60	
Utah	0-2	Dec. 2, 2023	L, 68-87	
Utah State	1-0	Dec. 5, 2023	W, 72-66	
Utah Valley	1-0	Nov. 14, 2023	W, 59-44	
Wake Forest	1-0	Nov. 18, 2023	W, 67-44	
Washington State	1-0	Nov. 18, 2022	W, 65-56	
Weber State	1-0	Nov. 10, 2023	W, 77-49	
West Virginia	0-1	Feb. 3, 2024	L, 69-76	
Westminster	1-0	Oct. 27, 2022	W, 72-51 (Exh.)	
Wyoming	0-1	Nov. 28, 2023	L, 74-86	



WHITING VS. RANKED OPPONENTS

Rank	Opponent	Score	Date
3	at Texas	---	Mar. 3, 2024
4	at Kansas State	L, 65-67	Jan. 27, 2024
12	at Utah	L, 68-87	Dec. 2, 2023
15	Utah	L, 76-59	Dec. 10, 2022
16	vs. Gonzaga (WCC Tourn.)	L, 79-64	Mar. 6, 2023
16	Oklahoma	L, 77-66	Nov. 15, 2022
18	Baylor	W, 78-66	Feb. 7, 2024
18	Gonzaga	L, 58-51	Feb. 25, 2023
23	West Virginia	L, 69-76	Feb. 3, 2024
23	at TCU	L, 67-81	Dec. 30, 2023
23	at Gonzaga	L, 67-58	Dec. 17, 2023

No. 1-5	No. 6-10	No. 11-15	No. 16-20	No. 21-25	Overall
0-1	0-0	0-2	1-3	0-3	1-9

WHITING VS. ALL CONFERENCES

ACC	1-0	Missouri Valley	0-1
American Athletic	0-1	Mountain West	6-2
Atlantic 10	1-0	Non D-1	1-0
Atlantic Sun	0-0	Ohio Valley	0-0
Big 12	6-12	Pac-12	1-2
Big East	0-0	SEC	0-0
Big Sky	3-1	Southland	0-0
Big West	0-0	Summit	0-0
Colonial Athletic	1-0	Sun Belt	0-1
Conference USA	0-0	SWAC	0-0
Horizon	0-0	WAC	1-0
MAC	0-1	West Coast	12-10

Career Record	Overall	Conf.	Home	Road	Neutral
	32-30	15-20	17-14	9-14	6-2

The couple has two children, Jace and Amari. Jace plays basketball at Boise State where he averaged 15.8 minutes, shot 41.6 percent from the field while averaging 3.1 points, 1.7 rebounds and 1.3 assists.. Amari missed her senior season because of injury, but will be entering her freshman year at BYU as a member of Whiting's 2023-24 squad. "I am super excited about the opportunity to be the head coach at BYU," Whiting said. "I've been in basketball my whole life playing, coaching and developing players, and I am looking forward to doing it again at this level. Coach Judkins established a great tradition of winning and a strong culture with some incredible players. I can't wait to get on board and continue that legacy and surround myself with a great staff. I am ready to get to work."





AMARI WHITING

FRESHMAN | 5-10 | GUARD | BURLEY, IDAHO | BURLEY HIGH SCHOOL

High School
2022 Idaho Gatorade Player of the Year ... 4A All-Idaho Player of the Year (2021 & 2022) ... GB7 Conference Player of the Year (2021 & 2022) ... Times News Player of the Year (2020, 2021, 2022) ... 2022 4A Idaho State Champions ... 2022 SBlive Idaho Player of the Year ... 2022 IdahoSports 4A Tournament Player of the Year ... 2020 GB10 All-Conference First Team ... 2x WBCA Player of the Week ... 4x SBlive ID Player of the Week ... IHSAA Athlete of the Week ... 4.0 High School GPA ... High Honors Society ...

Personal
Born in Burley, Idaho ... Daughter of Trent and Amber Whiting ... Older brother Jace plays basketball at Boise State University ... Father Trent (2000-01) and mother Amber (2000-01) played basketball at BYU ... Also recruited by Oregon, Arizona, Stanford, UCLA, Utah ... Committed to Oregon in 2021, but flipped her commitment to BYU during the summer of 2022

Instagram: [amari.whiting](#)
Twitter: [amari_whiting](#)
TikTok: [amarirwhiting](#)

SEASON HIGHS

Points: 19 Utah State (12/5/23)
Rebounds: 12 Idaho State (12/16/23)
Assists: 9 (x2) No. 18 Baylor (2/7/24)
Steals: 4 (x2) Iowa State (1/6/24)
Blocks: 1 (x7) at Cincinnati (2/10/24)
Field Goals: 6 Utah State (12/5/23)
3-Pointers: 3 at Iowa State (2/24/24)
Free Throws: 8 at Montana State (11/7/23)
Minutes: 39 (OT) Idaho State (12/16/23)

CAREER HIGHS

Points: 19 Utah State (12/5/23)
Rebounds: 12 Idaho State (12/16/23)
Assists: 9 (x2) No. 18 Baylor (2/7/24)
Steals: 4 (x2) Iowa State (1/6/24)
Blocks: 1 (x7) at Cincinnati (2/10/24)
Field Goals: 6 Utah State (12/5/23)
3-Pointers: 3 at Iowa State (2/24/24)
Free Throws: 8 at Montana State (11/7/23)
Minutes: 39 (OT) Idaho State (12/16/23)

PRODUCTION TRACKER

Had a double-double	1 (1-0)	1 (1-0)
Scored 10+ points	18 (11-7)	18 (11-7)
Scored 20+ points	- (0-0)	- (0-0)
Led BYU in scoring	2 (1-1)	2 (1-1)
Led BYU in rebounds	- (0-0)	- (0-0)
Led BYU in assists	12 (5-7)	12 (5-7)
Led BYU in steals	8 (1-7)	8 (1-7)
Led BYU in blocks	4 (1-3)	4 (1-3)
Made 5+ FGs	8 (5-3)	8 (5-3)
Made 3+ 3-pt FGs	1 (0-1)	1 (0-1)
Had 3+ assists	22 (10-12)	22 (10-12)
Had 5+ assists	10 (3-7)	10 (3-7)
Had 3+ steals	7 (5-2)	7 (5-2)
Had 5+ rebounds	17 (11-6)	17 (11-6)

2023-24 GAME-BY-GAME

OPPONENT	DATE	MIN.	FG-FGA	PCT	3FG-FGA	PCT	FT-FTA	PCT	OFF	DEF	REB	AST	BLK	STL	PF	TO	PTS	AVG
at Montana State	11/7	29	5-9	.556	0-2	.000	8-11	.727	0	7	7	5	0	3	2	7	18	18.0
Weber State	11/10	24	3-8	.375	0-1	.000	2-4	.500	2	3	5	4	0	3	3	1	8	13.0
Utah Valley	11/14	31	5-13	.385	1-3	.333	2-3	.666	1	8	9	2	0	2	3	1	13	13.0
vs. Wake Forest	11/18	25	3-10	.300	1-1	1.000	0-0	.000	2	2	4	3	0	3	2	2	7	11.5
vs. Saint Louis	11/21	26	5-9	.556	1-2	.500	3-4	.750	2	2	4	4	0	0	4	2	14	12.0
LMU	11/25	30	2-5	.400	1-1	1.000	2-5	.400	1	0	1	0	1	3	2	7	11.2	
at Wyoming	11/28	32	4-8	.500	2-3	.667	4-4	1.000	0	3	3	4	1	1	2	0	14	11.6
at Utah	12/2	27	3-10	.300	1-2	.500	0-0	.000	1	4	5	5	0	0	1	1	7	11.0
Utah State	12/5	29	6-11	.545	0-3	.000	7-8	.875	0	2	2	3	1	3	4	4	19	11.9
Boise State	12/9	30	1-6	.167	0-4	.000	3-4	.750	0	4	4	4	0	1	2	3	5	11.2
Idaho State	12/16	39	3-10	.300	1-3	.333	7-12	.583	1	11	12	6	1	4	1	3	14	11.5
at Missouri State	12/20	31	3-11	.272	1-5	.200	1-2	.500	0	5	5	3	0	1	4	3	8	11.2
vs. Nevada	12/21	29	4-7	.571	2-4	.500	1-2	.500	1	7	8	2	0	1	3	5	11	11.2
at TCU	12/30	34	3-8	.375	2-6	.333	5-6	.833	0	5	5	6	0	1	3	0	13	11.3
Oklahoma	1/3	35	2-10	.200	1-4	.250	1-1	1.000	2	3	5	3	0	0	3	2	6	10.9
Iowa State	1/6	33	5-9	.555	0-2	.000	2-3	.667	0	2	2	9	0	4	3	3	12	11.0
at Houston	1/10	36	5-8	.625	2-3	.667	3-4	.750	0	1	1	6	0	0	3	6	15	11.2
Cincinnati	1/13	30	4-7	.571	1-3	.333	1-3	.333	0	6	6	4	0	0	4	4	10	11.2
at Oklahoma State	1/17	28	3-9	.333	1-2	.200	2-5	.400	1	4	5	0	1	2	2	1	9	11.1
Texas Tech	1/20	31	2-10	.200	0-1	.000	3-6	.500	2	4	6	2	0	2	1	2	7	10.9
at Kansas State	1/27	34	3-7	.429	2-3	.667	2-2	1.000	0	4	4	4	1	2	4	2	10	10.8
at Kansas	1/31	34	4-6	.667	1-2	.500	1-5	.200	2	3	5	6	0	1	3	3	10	10.8
West Virginia	2/3	31	2-6	.333	2-4	.500	2-2	1.000	0	4	4	1	1	3	5	6	8	10.7
Baylor	2/7	36	5-8	.625	2-3	.667	2-3	.667	0	8	8	9	0	2	3	6	14	10.8
at Cincinnati	2/10	33	4-10	.400	0-2	.000	2-2	1.000	0	7	7	2	1	0	2	4	10	10.8
at UCF	2/13	32	4-10	.400	0-3	.000	3-7	.429	1	4	5	1	0	0	3	4	11	10.8
Kansas	2/17	34	1-4	.250	0-0	.000	3-6	.500	0	4	4	6	0	1	4	2	5	10.6
TCU	2/21	32	3-10	.300	1-5	.200	0-0	.000	0	2	2	5	0	0	3	4	7	10.4
at Iowa State	2/25	32	5-14	.357	3-9	.333	3-4	.750	1	3	4	3	0	2	4	2	16	10.6
Houston	2/28	35	4-15	.267	1-5	.200	1-6	.167	5	1	6	4	0	2	2	4	10	10.6
at Texas																		
Big 12 1st Round																		
Big 12 2nd Round																		
Big 12 Quarterfinals																		
Big 12 Semifinals																		
Big 12 Championship																		

CAREER STATISTICS

YEAR	GP-GS	MPG	FG-FGA	PCT	3FG-A	PCT	FT-FTA	PCT	OFF-DEF-REB	R/GM	PF-D	A	A/GM	TO	BLK	B/GM	STL	S/GM	PTS	AVG
2023-2024	30-30	31.4	106-268	.396	30-94	.319	76-124	.613	25-123-148	4.9	87-1	117	3.9	89	7	0.2	45	1.5	318	10.6
--	--	--	--	--	--	--	--	--	--	--	--	--	--	--	--	--	--	--	--	--
--	--	--	--	--	--	--	--	--	--	--	--	--	--	--	--	--	--	--	--	--
--	--	--	--	--	--	--	--	--	--	--	--	--	--	--	--	--	--	--	--	--
--	--	--	--	--	--	--	--	--	--	--	--	--	--	--	--	--	--	--	--	--
TOTAL	30-30	31.4	106-268	.396	30-94	.319	76-124	.613	25-123-148	4.9	87-1	117	3.9	89	7	0.2	45	1.5	318	10.6

BIG 12 CAREER STATISTICS

YEAR	GP-GS	MPG	FG-FGA	PCT	3FG-A	PCT	FT-FTA	PCT	OFF-DEF-REB	R/GM	PF-D	A	A/GM	TO	BLK	B/GM	STL	S/GM	PTS	AVG	
2023-24	17-17	33.0	59-151	.391	19-60	.317	36-65	.554	14-65-79	4.6	53-1	71	4.2	55	4	0.2	22	1.3	173	10.2	
TOTAL	17-17	33.0	59-151	.391	19-60	.317	36-65	.554	14-65-79	4.6	53-1	71	4.2	55	4	0.2	22	1.3	173	10.2	



2



KYLIE KREBS

JUNIOR | 5-7 | GUARD | OAHU, HAWAII | GLENDALE COMMUNITY COLLEGE
2022-23 (Glendale Community College)

2021-22 (Glendale Community College)

Before BYU

Two-year honor roll honoree at Glendale Community College...6A All-District First Team...6A Desert Valley All-Region Second Team...Grew up on the North Shore of Oahu, Hawaii where she was a competitive surfer

Personal

Born in Peoria, Arizona...Daughter of Kenny and Katharine Krebs...Brothers Brock and Kason played football for BYU, Kaulin and Kameron played football for Cal Berkeley, Kelsea played water polo for Arizona State and Kallee played rugby for Arizona State...Majoring in business

2023-24 GAME-BY-GAME

OPPONENT	DATE	MIN.	FG-FGA	PCT	3FG-FGA	PCT	FT-FTA	PCT	OFF	DEF	REB	AST	BLK	STL	PF	TO	PTS	AVG
at Montana State	11/7																	
Weber State	11/10																	
Utah Valley	11/14																	
vs. Wake Forest	11/18																	
vs. Saint Louis	11/21																	
LMU	11/25																	
at Wyoming	11/28																	
at Utah	12/2																	
Utah State	12/5																	
Boise State	12/9	1	0-0	.000	0-0	.000	0-0	.000	0	0	0	0	0	0	0	0	0	0.0
Idaho State	12/16																	
at Missouri State	12/20																	
vs. Nevada	12/21																	
at TCU	12/30																	
Oklahoma	1/3																	
Iowa State	1/6																	
at Houston	1/10																	
Cincinnati	1/13																	
at Oklahoma State	1/17																	
Texas Tech	1/20																	
Boise State (12/9/23)	1/27																	
at Kansas State	1/27																	
at Kansas	1/31																	
West Virginia	2/3																	
Baylor	2/7																	
at Cincinnati	2/10																	
at UCF	2/13																	
Kansas	2/17																	
TCU	2/21																	
at Iowa State	2/25																	
Houston	2/28																	
at Texas	3/2																	
Big 12 1st Round	3/7																	
Big 12 2nd Round	3/8																	
Big 12 Quarterfinals	3/9																	
Big 12 Semifinals	3/11																	
Big 12 Championship	3/12																	

SEASON HIGHS

Instagram: N/A
Twitter: [_kykrebbs](#)
TikTok: N/A

Points:	—
Rebounds:	—
Assists:	—
Steals:	—
Blocks:	—
Field Goals:	—
3-Pointers:	—
Free Throws:	—
Minutes:	1

CAREER HIGHS

Points:	—
Rebounds:	—
Assists:	—
Steals:	—
Blocks:	—
Field Goals:	—
3-Pointers:	—
Free Throws:	—
Minutes:	1

PRODUCTION TRACKER

Had a double-double	— (0-0)	— (0-0)
Scored 10+ points	— (0-0)	— (0-0)
Scored 20+ points	— (0-0)	— (0-0)
Led BYU in scoring	— (0-0)	— (0-0)
Led BYU in rebounds	— (0-0)	— (0-0)
Led BYU in assists	— (0-0)	— (0-0)
Led BYU in steals	— (0-0)	— (0-0)
Led BYU in blocks	— (0-0)	— (0-0)
Made 5+ FGs	— (0-0)	— (0-0)
Made 3+ 3-pt FGs	— (0-0)	— (0-0)
Had 3+ assists	— (0-0)	— (0-0)
Had 3+ blocks	— (0-0)	— (0-0)
Had 5+ rebounds	— (0-0)	— (0-0)
Had 10+ rebounds	— (0-0)	— (0-0)

CAREER STATISTICS

YEAR	GP-GS	MPG	FG-FGA	PCT	3FG-A	PCT	FT-FTA	PCT	OFF-DEF-REB	R/GM	PF-D	A	A/GM	TO	BLK	B/GM	STL	S/GM	PTS	AVG
2023-2024	1-0	0.5	0-0	.000	0-0	.000	0-0	.000	0-0-0	0.0	0-0	0	0.0	0	0	0.0	0	0.0	0	0.0
—	—	—	—	—	—	—	—	—	—	—	—	—	—	—	—	—	—	—	—	—
—	—	—	—	—	—	—	—	—	—	—	—	—	—	—	—	—	—	—	—	—
—	—	—	—	—	—	—	—	—	—	—	—	—	—	—	—	—	—	—	—	—
TOTAL	1-0	0.5	0-0	.000	0-0	.000	0-0	.000	0-0-0	0.0	0-0	0	0.0	0	0	0.0	0	0.0	0	0.0

BIG 12 CAREER STATISTICS

YEAR	GP-GS	MPG	FG-FGA	PCT	3FG-A	PCT	FT-FTA	PCT	OFF-DEF-REB	AVG	PF-D	A	AVG	TO	BLK	AVG	STL	AVG	PTS	AVG
2023-24	—	—	—	—	—	—	—	—	—	—	—	—	—	—	—	—	—	—	—	—
—	—	—	—	—	—	—	—	—	—	—	—	—	—	—	—	—	—	—	—	—
—	—	—	—	—	—	—	—	—	—	—	—	—	—	—	—	—	—	—	—	—
TOTAL	0-0	0.0	0-0	.000	0-0	.000	0-0	.000	0-0-0	0.0	0-0	0	0.0	0	0	0.0	0	0.0	0	0.0



4

ALI'A MATAVAO

FRESHMAN | 6-0 | FORWARD | LAS VEGAS, NEVADA | LIBERTY HIGH SCHOOL



High School

2023 Nevada Gatorade Player of the Year ... 2022 Nevada Gatorade PoY ... Nevada 5A PoY (2022 & 2023) ... Nevada 5A First Team All-Conference (2022 & 2023) ... Liberty High School Athlete of the Year (2023) ... Nevada Las Vegas Sun Super Seven (2022 & 2023) ... Max Preps First Team ... Captain of basketball and volleyball teams ... 2023 State Shot Put Champion ... 2023 State Long Jump Champion ... NIAA Championship team points leader ... Holds school records in long jump, 4x100 and 4x200 team relays ... Heavily recruited soccer forward ... Four-sport varsity athlete at Liberty High School (basketball, soccer, track/field, volleyball)

Personal

Born in Las Vegas, Nevada ... Parents are Newel and Leslie Mata'avao ... Second of five children: Moliki, Myla, Kingston and Isley ... Her father, Newel played football at Ricks College (1996) and Northern State University (2001) ... Her brother, Moliki currently plays football at UCLA ... Also recruited by Cal State Fullerton, Hawaii, Niagara, Portland State, San Diego State, UNLV, Washington and Wisconsin

Instagram: [aliamatavao](#)
Twitter: [Aliamatavao](#)
TikTok: [alialaniii](#)

SEASON HIGHS

Points:	5	vs. Wake Forest (11/18/23)
Rebounds:	2 (x2)	at Oklahoma St. (1/17/24)
Assists:	2	vs. Nevada (12/21/23)
Steals:	1 (x2)	at Kansas State (1/27/24)
Blocks:	1	vs. Nevada (12/21/23)
Field Goals:	2	at Oklahoma St. (1/17/24)
3-Pointers:	-	
Free Throws:	3	vs. Wake Forest (11/18/23)
Minutes:	17	vs. Nevada (12/21/23)

CAREER HIGHS

Points:	5	vs. Wake Forest (11/18/23)
Rebounds:	2 (x2)	at Oklahoma St. (1/17/24)
Assists:	2	vs. Nevada (12/21/23)
Steals:	1 (x2)	at Kansas State (1/27/24)
Blocks:	1	vs. Nevada (12/21/23)
Field Goals:	2	at Oklahoma St. (1/17/24)
3-Pointers:	-	
Free Throws:	3	vs. Wake Forest (11/18/23)
Minutes:	17	vs. Nevada (12/21/23)

PRODUCTION TRACKER

Had a double-double	- (0-0)	- (0-0)
Scored 10+ points	- (0-0)	- (0-0)
Scored 20+ points	- (0-0)	- (0-0)
Led BYU in scoring	- (0-0)	- (0-0)
Led BYU in rebounds	- (0-0)	- (0-0)
Led BYU in assists	- (0-0)	- (0-0)
Led BYU in steals	- (0-0)	- (0-0)
Led BYU in blocks	- (0-0)	- (0-0)
Made 5+ FGs	- (0-0)	- (0-0)
Made 3+ 3-pt FGs	- (0-0)	- (0-0)
Had 3+ assists	- (0-0)	- (0-0)
Had 3+ blocks	- (0-0)	- (0-0)
Had 5+ rebounds	- (0-0)	- (0-0)
Had 10+ rebounds	- (0-0)	- (0-0)

2023-24 GAME-BY-GAME

OPPONENT	DATE	MIN.	FG-FGA	PCT	3FG-FGA	PCT	FT-FTA	PCT	OFF	DEF	REB	AST	BLK	STL	PF	TO	PTS	AVG
at Montana State	11/7	1	0-0	.000	0-0	.000	0-0	.000	0	0	0	0	0	0	0	0	0	0.0
Weber State	11/10	9	0-3	.000	0-0	.000	0-0	.000	0	2	2	1	0	0	2	1	0	0.0
Utah Valley	11/14	1	0-0	.000	0-0	.000	0-0	.000	0	0	0	0	0	0	1	0	0	0.0
vs. Wake Forest	11/18	11	1-1	1.000	0-0	.000	3-6	.500	1	0	1	0	0	0	2	1	5	1.3
vs. Saint Louis	11/21	8	0-2	.000	0-1	.000	0-0	.000	0	0	0	1	0	0	2	2	0	1.0
LMU	11/25	2	1-1	1.000	0-0	.000	0-0	.000	0	0	0	0	0	0	0	1	2	1.2
at Wyoming	11/28																	
at Utah	12/2	1	0-0	.000	0-0	.000	0-0	.000	0	0	0	0	0	0	0	0	0	1.0
Utah State	12/5	5	0-2	.000	0-1	.000	0-0	.000	0	0	0	0	0	0	1	1	0	0.9
Boise State	12/9	3	0-0	.000	0-0	.000	0-0	.000	0	0	0	0	0	0	0	0	0	0.0
Idaho State	12/16	2	1-1	1.000	0-0	.000	0-0	.000	0	0	0	0	0	0	1	0	2	0.9
at Missouri State	12/20	2	0-1	.000	0-0	.000	0-0	.000	0	0	0	0	0	0	1	1	0	0.8
vs. Nevada	12/21	17	1-6	.167	0-1	.000	0-0	.000	2	1	3	2	1	0	3	2	2	0.9
at TCU	12/30	1	0-0	.000	0-0	.000	0-0	.000	0	1	1	0	0	0	0	0	0	0.8
Oklahoma	1/3	1	0-0	.000	0-0	.000	0-0	.000	0	0	0	0	0	0	0	0	0	0.8
Iowa State	1/6																	
at Houston	1/10	1	0-0	.000	0-0	.000	0-0	.000	0	0	0	0	0	0	0	0	0	0.7
Cincinnati	1/13	2	1-3	.333	0-1	.000	0-0	.000	2	1	3	0	0	0	0	0	2	0.8
at Oklahoma State	1/17	11	2-6	.333	0-1	.000	0-0	.000	0	2	2	0	0	1	3	1	4	1.0
Texas Tech	1/20																	
at Kansas State	1/27	9	0-3	.000	0-1	.000	0-0	.000	0	1	1	0	0	1	2	2	0	0.9
at Kansas	1/31	0	0-0	.000	0-0	.000	0-0	.000	0	0	0	0	0	0	2	1	0	0.9
West Virginia	2/3																	
Baylor	2/7																	
at Cincinnati	2/10																	
at UCF	2/13																	
Kansas	2/17																	
TCU	2/21																	
at Iowa State	2/25																	
Houston	2/28																	
at Texas	3/2																	
Big 12 1st Round	3/7																	
Big 12 2nd Round	3/8																	
Big 12 Quarterfinals	3/9																	
Big 12 Semifinals	3/11																	
Big 12 Championship	3/12																	

CAREER STATISTICS

YEAR	GP-GS	MPG	FG-FGA	PCT	3FG-A	PCT	FT-FTA	PCT	OFF-DEF-REB	R/GM	PF-D	A	A/GM	TO	BLK	B/GM	STL	S/GM	PTS	AVG
2023-2024	19-0	4.6	7-29	.241	0-6	.000	3-8	.375	5-8-13	0.7	20-0	4	0.2	13	1	0.1	2	0.1	17	0.9
-	-	-	-	-	-	-	-	-	-	-	-	-	-	-	-	-	-	-	-	-
-	-	-	-	-	-	-	-	-	-	-	-	-	-	-	-	-	-	-	-	-
-	-	-	-	-	-	-	-	-	-	-	-	-	-	-	-	-	-	-	-	-
-	-	-	-	-	-	-	-	-	-	-	-	-	-	-	-	-	-	-	-	-
TOTAL	19-0	4.6	7-29	.241	0-6	.000	3-8	.375	5-8-13	0.7	20-0	4	0.2	13	1	0.1	2	0.1	17	0.9

BIG 12 CAREER STATISTICS

YEAR	GP-GS	MPG	FG-FGA	PCT	3FG-A	PCT	FT-FTA	PCT	OFF-DEF-REB	R/GM	PF-D	A	A/GM	TO	BLK	B/GM	STL	S/GM	PTS	AVG
2023-24	7-0	3.8	3-12	.250	0-3	.000	0-0	.000	2-5-7	1.0	7-0	0	0.0	4	0	0.0	2	0.3	6	0.9
-	-	-	-	-	-	-	-	-	-	-	-	-	-	-	-	-	-	-	-	-
-	-	-	-	-	-	-	-	-	-	-	-	-	-	-	-	-	-	-	-	-
-	-	-	-	-	-	-	-	-	-	-	-	-	-	-	-	-	-	-	-	-
TOTAL	7-0	3.8	3-12	.250	0-3	.000	0-0	.000	2-5-7	1.0	7-0	0	0.0	4	0	0.0	2	0.3	6	0.9



5



ARIELLE MACKEY-WILLIAMS

JUNIOR | 5-9 | GUARD | NGATI POROU, NEW ZEALAND | TAI WANANGA KI RUAKURA
2023-24

Mackey-Williams will miss the 2023-24 season with a knee injury sustained over the summer.

High School

Prepped at Tai Wananga Ki Ruakura in New Zealand ... Won 2021 New Zealand Maori Women's National Tournament ... Selected to 2021 New Zealand Tall Ferns camp ... Won 2020 New Zealand 3x3 Women's national basketball tournament with Auckland Dream ... Selected to Junior Tall Ferns New Zealand Women's Team ... Captained the U17 New Zealand U-17 team and named to the All-State 5 team ... 2019 WNBL Melbourne Boomers Development Squad ... 2018 NZ Under 18 3x3 Asia Cup Tournament, finish second to China and selected as the youngest player on the All-Tournament team at age 15 ...

Personal

Parents are Dawn Lavery and Joe Mackey ... Youngest of four children ... Majoring in sports media and journalism

2022-23

Was the third-leading scorer for the Cougars at 8.8 points per game on 41.0 percent shooting ... Started 24 of 32 games in 2022-23 while averaging 30.3 minutes per game Dished out 2.1 assists per game

2021-22

Played in 20 games ... Averaged 2.2 points per game in 7.7 minutes ... Season-high 9 points at Montana State ... Scored 7 points at Pacific ... Was a perfect 8 of 8 from the free-throw line ... Had 18 assists on the season, including 4 against Boise State and 4 at LMU ... Posted 3 rebounds against Boise State and Pepperdine ...

2023-24 GAME-BY-GAME

OPPONENT	DATE	MIN.	FG-FGA	PCT	3FG-FGA	PCT	FT-FTA	PCT	OFF	DEF	REB	AST	BLK	STL	PF	TO	PTS	AVG
at Montana State	11/7																	
Weber State	11/10																	
Utah Valley	11/14																	
vs. Wake Forest	11/18																	
vs. Saint Louis	11/21																	
LMU	11/25																	
at Wyoming	11/28																	
at Utah	12/2																	
Utah State	12/5																	
Boise State	12/9																	
Idaho State	12/16																	
at Missouri State	12/20																	
vs. Nevada	12/21																	
at TCU	12/30																	
Oklahoma	1/3																	
Iowa State	1/6																	
at Houston	1/10																	
Cincinnati	1/13																	
at Oklahoma State	1/17																	
Texas Tech	1/20																	
at Kansas State	1/27																	
at Kansas	1/31																	
West Virginia	2/3																	
Baylor	2/7																	
at Cincinnati	2/10																	
at UCF	2/13																	
Kansas	2/17																	
TCU	2/21																	
at Iowa State	2/25																	
Houston	2/28																	
at Texas	3/2																	
Big 12 1st Round	3/7																	
Big 12 2nd Round	3/8																	
Big 12 Quarterfinals	3/9																	
Big 12 Semifinals	3/11																	
Big 12 Championship	3/12																	

Instagram: [ariellemackey](#)
Twitter: [ariellemackey](#)
TikTok: [ariellemackey](#)

SEASON HIGHS

Points:	—
Rebounds:	—
Assists:	—
Steals:	—
Blocks:	—
Field Goals:	—
3-Pointers:	—
Free Throws:	—
Minutes:	—

CAREER HIGHS

Points:	18	at Colorado State (11/8/2022)
Rebounds:	5 (2x)	LMU (2/11/23)
Assists:	6 (2x)	at Pacific (1/28/23)
Steals:	3 (4x)	vs. Gonzaga
Blocks:	0	
Field Goals:	6	at San Francisco (2/18/2023)
3-Pointers:	4	at San Francisco (3/4/23)
Free Throws:	6	at Boise State (12/1/22)
Minutes:	42	Pepperdine (2/9/23)

PRODUCTION TRACKER

Had a double-double	— (0-0)	— (0-0)
Scored 10+ points	— (0-0)	0 (0-0)
Scored 20+ points	— (0-0)	0 (0-0)
Led BYU in scoring	— (0-0)	— (0-0)
Led BYU in rebounds	— (0-0)	— (0-0)
Led BYU in assists	— (0-0)	— (0-0)
Led BYU in blocks	— (0-0)	— (0-0)
Led BYU in steals	— (0-0)	— (0-0)
Made 5+ FGs	— (0-0)	— (0-0)
Made 3+ 3-pt FGs	— (0-0)	— (0-0)
Had 3+ assists	— (0-0)	— (0-0)
Had 5+ assists	— (0-0)	— (0-0)
Had 7+ assists	— (0-0)	— (0-0)
Had 5+ rebounds	— (0-0)	— (0-0)

CAREER STATISTICS

YEAR	GP-GS	MPG	FG-FGA	PCT	3FG-A	PCT	FT-FTA	PCT	OFF-DEF-REB	R/GM	PF-D	A	A/GM	TO	BLK	B/GM	STL	S/GM	PTS	AVG
2021-2022	20-0	7.7	15-49	.306	5-21	.238	8-8	1.000	6-12-18	0.9	14-0	18	0.9	16	0	0.0	4	0.2	43	2.2
2022-2023	32-24	30.3	96-234	.410	40-110	.364	50-58	.862	21-40-61	1.9	67-3	69	2.2	73	0	0.0	24	0.8	282	8.8
—	—	—	—	—	—	—	—	—	—	—	—	—	—	—	—	—	—	—	—	—
—	—	—	—	—	—	—	—	—	—	—	—	—	—	—	—	—	—	—	—	—
TOTAL	52-24	21.6	111-283	.392	45-131	.344	58-66	.879	27-52-79	1.5	81-3	87	1.7	89	0	0.0	28	0.5	325	6.3

BIG 12 CAREER STATISTICS

YEAR	GP-GS	MPG	FG-FGA	PCT	3FG-A	PCT	FT-FTA	PCT	OFF-DEF-REB	R/GM	PF-D	A	A/GM	TO	BLK	B/GM	STL	S/GM	PTS	AVG
2023-24	—	—	—	—	—	—	—	—	—	—	—	—	—	—	—	—	—	—	—	—
TOTAL	0-0	0.0	0-0	.000	0-0	.000	0-0	.000	0-0-0	0.0	0-0	0	0.0	0	0	0.0	0	0.0	0	0.0



10

KAILEY WOOLSTON

FRESHMAN | 5-11 | GUARD | HIGHLAND, UTAH | LONE PEAK HIGH SCHOOL



2023-24

Named Big 12 Freshman of the Week (Nov. 20 & Nov. 27), the first Big 12 basketball weekly honors earned by a BYU Cougar, man or woman.

High School

2023 Utah Gatorade Player of the Year ... 2023 Utah Miss Basketball ... 2023 Max Preps All-American ... 2023 Ball is Life All-American ... 2023 SB Live All-American ... 2023 National State Champions Invitational Most Valuable Player ... 2023 Utah 6A State Champion ... 2023 National State Champions Invitational Runner-up ... 2022 Utah 6A Most Valuable Player
2022 Utah 6A State Champion ... 4x Utah 6A Region 4 Champions (2020, 2021, 2022, 2023) ... 3x Utah 6A Region 4 Most Valuable Player (2021, 2022, 2023) ... 4x Utah 6A All-State First Team Selection ... 2023 Academic All-State

Personal

Born in Highland, Utah ... Daughter of Spencer and Megan Woolston ... Her father, Spencer played football at Snow College (1995 & 1998) and her mother, Megan played basketball at Southern Utah (1998-2002) ... Also recruited by Iowa, Marquette, Oklahoma State, Utah, Wake Forest

Instagram: [kaileyw_basketball](#)
Twitter: [KaileyWoolston](#)

SEASON HIGHS

Points:	26	at Kansas (1/31/24)
Rebounds:	10	Utah Valley (11/14/23)
Assists:	6 (x3)	at Cincinnati (2/10/24)
Steals:	3	Utah State (12/5/23)
Blocks:	1 (x5)	West Virginia (2/3/24)
Field Goals:	8 (x2)	at Cincinnati (2/10/24)
3-Pointers:	6	at Kansas (1/31/24)
Free Throws:	6 (x4)	at UCF (2/13/24)
Minutes:	44 (OT)	Idaho State (12/16/23)

CAREER HIGHS

Points:	26	at Kansas (1/31/24)
Rebounds:	10	Utah Valley (11/14/23)
Assists:	6 (x3)	at Cincinnati (2/10/24)
Steals:	3	Utah State (12/5/23)
Blocks:	1 (x5)	West Virginia (2/3/24)
Field Goals:	8 (x2)	at Cincinnati (2/10/24)
3-Pointers:	6	at Kansas (1/31/24)
Free Throws:	6 (x4)	at UCF (2/13/24)
Minutes:	44 (OT)	Idaho State (12/16/23)

PRODUCTION TRACKER

Had a double-double	1 (1-0)	1 (1-0)
Scored 10+ points	23 (15-8)	23 (15-8)
Scored 20+ points	2 (1-1)	2 (1-1)
Led BYU in scoring	9 (5-4)	9 (5-9)
Led BYU in rebounds	--(0-0)	--(0-0)
Led BYU in assists	6 (4-2)	6 (4-2)
Led BYU in steals	2 (0-2)	2 (0-2)
Led BYU in blocks	2 (1-1)	2 (1-1)
Made 5+ FGs	17 (12-5)	16 (12-5)
Made 7+ FGs	9 (6-3)	9 (6-3)
Made 3+ 3-pt FGs	14 (10-4)	14 (10-4)
Made 5+ 3-pt FGs	2 (1-1)	2 (1-1)
Had 3+ assists	13 (7-6)	13 (7-6)
Had 5+ rebounds	9 (9-0)	9 (9-0)

2023-24 GAME-BY-GAME

OPPONENT	DATE	MIN.	FG-FGA	PCT	3FG-FGA	PCT	FT-FTA	PCT	OFF	DEF	REB	AST	BLK	STL	PF	TO	PTS	AVG	
at Montana State	11/7	38	5-11	.455	3-9	.333	0-0	.000	1	2	3	1	1	1	3	2	13	13.0	
Weber State	11/10	32	5-8	.625	3-5	.600	3-4	.750	0	2	2	2	0	1	1	3	16	14.5	
Utah Valley	11/14	35	7-11	.636	4-7	.571	1-2	.500	1	9	10	1	0	1	2	6	19	16.0	
vs. Wake Forest	11/18	33	7-10	.700	4-6	.667	0-0	.000	0	6	6	1	0	0	2	2	18	16.5	
vs. Saint Louis	11/21	33	7-14	.500	5-7	.714	0-0	.000	2	3	5	1	0	1	4	4	19	17.0	
LMU	11/25	34	7-9	.778	4-5	.800	0-2	.000	1	5	6	3	0	2	2	1	18	17.2	
at Wyoming	11/28	31	3-6	.500	1-2	.500	1-2	.500	1	2	3	0	1	0	2	2	8	15.9	
at Utah	12/2	33	7-10	.700	1-2	.500	2-2	1.000	0	1	1	1	0	2	2	2	17	16.0	
Utah State	12/5	35	3-11	.272	1-4	.250	1-2	.500	2	2	4	5	0	3	2	4	8	15.1	
Boise State	12/9	30	7-11	.636	4-4	1.000	0-0	.000	0	1	1	3	0	1	2	0	18	15.4	
Idaho State	12/16	44	2-9	.222	2-8	.250	6-6	1.000	1	0	1	6	0	0	2	3	4	12	15.1
at Missouri State	12/20	39	2-7	.286	1-5	.200	6-6	1.000	3	1	4	3	0	0	2	2	11	14.8	
vs. Nevada	12/21	36	2-6	.333	2-5	.400	6-6	1.000	0	2	2	6	1	0	2	6	12	14.5	
at TCU	12/30	37	6-14	.429	3-8	.375	0-0	.000	1	0	1	4	0	1	3	0	15	14.6	
Oklahoma	1/3	34	4-11	.364	4-9	.444	2-2	1.000	0	1	1	4	0	1	3	4	14	14.5	
Iowa State	1/6	38	7-11	.636	4-6	.667	0-0	.000	0	1	1	1	0	0	2	1	18	14.8	
at Houston	1/10	33	0-6	.000	0-0	.000	4-4	1.000	0	4	4	1	0	1	5	3	4	14.1	
Cincinnati	1/13	38	4-14	.286	3-9	.333	1-2	.500	2	3	5	1	1	1	0	3	0	12	14.0
at Oklahoma State	1/17	32	4-9	.444	1-5	.200	0-0	.000	1	2	3	1	0	0	2	6	9	13.7	
Texas Tech	1/20	33	5-9	.556	2-5	.400	3-4	.750	1	3	4	2	0	1	2	2	15	13.8	
at Kansas State	1/27	32	6-13	.462	2-4	.500	0-0	.000	1	2	3	3	0	0	4	3	14	13.8	
at Kansas	1/31	36	8-14	.571	6-10	.600	4-4	1.000	0	2	2	2	0	1	4	2	26	14.4	
West Virginia	2/3	30	3-9	.333	2-5	.400	2-3	.667	1	1	2	1	1	0	3	5	10	14.2	
Baylor	2/7	33	6-10	.600	2-3	.667	0-0	.000	1	5	6	1	0	1	4	0	14	14.2	
at Cincinnati	2/10	35	8-12	.667	4-7	.571	0-0	.000	1	4	5	6	0	0	1	3	20	14.4	
at UCF	2/13	30	5-10	.500	2-5	.400	6-6	1.000	1	4	5	1	0	0	2	1	18	14.5	
Kansas	2/17	30	0-7	.000	0-4	.000	0-0	.000	2	1	3	1	1	1	1	0	0	0	14.0
TCU	2/21	26	2-9	.222	0-4	.000	2-2	1.000	2	1	3	4	0	1	3	0	6	13.7	
at Iowa State	2/25	39	1-7	.143	1-4	.250	0-0	.000	2	2	4	4	0	0	1	0	3	13.3	
Houston	2/28	35	5-8	.625	4-5	.800	2-2	1.000	1	4	5	3	0	0	0	2	16	13.4	
at Texas	3/2																		
Big 12 1st Round	3/7																		
Big 12 2nd Round	3/8																		
Big 12 Quarterfinals	3/9																		
Big 12 Semifinals	3/11																		
Big 12 Championship	3/12																		

CAREER STATISTICS


YEAR	GP-GS	MPG	FG-FGA	PCT	3FG-A	PCT	FT-FTA	PCT	OFF-DEF-REB	R/GM	PF-D	A	A/GM	TO	BLK	B/GM	STL	S/GM	PTS	AVG
2023-2024	30-30	34.2	138-296	.466	75-166	.452	52-61	.852	29-76-105	3.5	72-1	73	2.4	70	6	0.2	22	0.7	403	13.4
--	--	--	--	--	--	--	--	--	--	--	--	--	--	--	--	--	--	--	--	--
--	--	--	--	--	--	--	--	--	--	--	--	--	--	--	--	--	--	--	--	--
--	--	--	--	--	--	--	--	--	--	--	--	--	--	--	--	--	--	--	--	--
TOTAL	30-30	34.2	138-296	.466	75-166	.452	52-61	.852	29-76-105	3.5	72-1	73	2.4	70	6	0.2	22	0.7	403	13.4

BIG 12 CAREER STATISTICS

YEAR	GP-GS	MPG	FG-FGA	PCT	3FG-A	PCT	FT-FTA	PCT	OFF-DEF-REB	R/GM	PF-D	A	A/GM	TO	BLK	B/GM	STL	S/GM	PTS	AVG
2023-24	17-17	33.6	74-173	.428	40-97	.412	26-29	.897	17-40-57	3.4	43-1	40	2.4	32	2	0.2	8	0.5	214	12.6
TOTAL	17-17	33.6	74-173	.428	40-97	.412	26-29	.897	17-40-57	3.4	43-1	40	2.4	32	2	0.2	8	0.5	214	12.6



11



KAYLEE SMILER

GRADUATE | 5-8 | GUARD | HAMILTON, NEW ZEALAND | MELLVILLE HIGH SCHOOL

2022-23

Started 29 games while appearing in 31 of 33 total games in 2022-23 ... Scored 7.2 points per game on 44.7 percent shooting, going 46.7 percent from behind the arc to lead BYU ... Recorded 27 blocks and 22 steals during her junior campaign

2021-22

Played in 22 games ... Averaged 2.5 points, 1.1 rebounds and 1.0 assists in 12.2 minutes per game ... Shot 39.6 percent from the field ... Totaled 21 assists, including three against Pepperdine and LMU ... Made 10 of 32 from behind the arc

2020-21

Played in 24 games, averaging 16.3 minutes per contest ... Posted the second-highest 3-point percentage on the team (.392), knocking down 20 of her 51 attempts ... Averaged 3.1 points, 1.0 assists, 1.0 rebounds and 0.7 steals per game ... Ranked eighth in the WCC in assist/turnover ratio (1.6)

High School

Four-year letterwinner ... Three-time Team MVP 2015, 2016 and 2017 ... Named to Tournament Team in 2017 ... Team placed fourth at National Competition in 2017 ... Played on the Waikato U19 and U23 Club Team ... Team finished first at U19 National Competition in 2017 ... Team finished first at U23 National Competition ... Named to U19 Tournament Team in 2017 ... Played four different sports in high school

Personal

Daughter of Phillip and Loanna Smiler ... Has three brothers and a sister ... Played with her sister on Single A national championship team ... Served as student body president at Melville HS in 2017 ... Also plays piano and sax ... Loves Polynesian dancing ... Human Resource Management major, working on master's degree in biology



Instagram: [kaylee_smiler](#)
Twitter: [KayleeSmiler](#)
TikTok: [kaylee_smiler](#)

SEASON HIGHS

Points:	17	Idaho State (12/16/23)
Rebounds:	6	Weber State (11/10/23)
Assists:	7 (x2)	Cincinnati (1/13/24)
Steals:	4 (x2)	at Missouri State (12/20/23)
Blocks:	4	Weber State (11/10/23)
Field Goals:	5 (x2)	at Houston (1/10/24)
3-Pointers:	4	at Houston (1/10/24)
Free Throws:	5 (x3)	Oklahoma (1/3/24)
Minutes:	39 (x3)	TCU (2/21/24)

CAREER HIGHS

Points:	19	at Saint Mary's (1/18/20)
Rebounds:	6 (x4)	Weber State (11/10/23)
Assists:	8	at LMU (1/12/23)
Steals:	4 (x3)	at Missouri State (12/20/23)
Blocks:	4 (x2)	Weber State (11/10/23)
Field Goals:	7 (x3)	Ball State (11/26/22)
3-Pointers:	4 (x3)	at Houston (1/10/24)
Free Throws:	6	Oklahoma (11/15/22)
Minutes:	40 (2x)	vs. Washington St. (11/18/22)

PRODUCTION TRACKER

	2023-24	Career
Had a double-double	-(0-0)	-(0-0)
Scored 10+ points	7 (4-3)	16 (8-8)
Scored 20+ points	-(0-0)	0 (0-0)
Led BYU in scoring	1 (0-1)	1
Led BYU in rebounds	-(0-0)	-
Led BYU in assists	9 (6-3)	9
Led BYU in steals	6 (3-3)	6
Led BYU in blocks	12 (6-6)	12
Made 5+ FGs	2 (1-1)	5 (3-2)
Made 3+ 3-pt FGs	4 (2-2)	7 (5-2)
Had 3+ assists	20 (12-8)	34 (21-13)
Had 5+ assists	12 (9-3)	12 (9-3)
Had 2+ blocks	9 (6-3)	17 (12-5)
Had 2+ steals	12 (8-4)	20 (15-5)

CAREER STATISTICS

YEAR	GP-GS	MPG	FG-FGA	PCT	3FG-A	PCT	FT-FTA	PCT	OFF-DEF-REB	R/GM	PF-D	A	A/GM	TO	BLK	B/GM	STL	S/GM	PTS	AVG
2019-2020	27-0	9.3	17-44	.386	11-28	.393	3-6	.500	9-35-44	1.6	23-0	21	0.8	17	3	0.1	7	0.3	48	1.8
2020-2021	24-0	16.3	26-66	.394	20-51	.392	2-2	1.000	3-21-24	1.0	30-0	25	1.0	26	7	0.3	16	0.7	74	3.1
2021-2022	22-0	12.2	19-48	.396	10-32	.313	6-8	.750	5-20-25	1.1	22-0	21	1.0	9	3	0.1	10	0.5	54	2.5
2022-2023	31-29	32.1	70-155	.452	45-96	.469	42-53	.768	12-46-58	1.9	82-4	64	2.1	47	28	0.9	24	0.8	227	7.3
2023-2024	29-29	35.6	63-143	.441	39-82	.476	45-60	.750	7-60-67	2.3	71-1	108	3.7	71	33	1.1	40	1.4	210	7.2
TOTAL	133-58	22.1	195-456	.428	125-289	.433	98-129	.760	36-182-218	1.6	228-5	239	1.8	160	74	0.6	97	0.7	613	4.6

BIG 12 CAREER STATISTICS

YEAR	GP-GS	MPG	FG-FGA	PCT	3FG-A	PCT	FT-FTA	PCT	OFF-DEF-REB	R/GM	PF-D	A	A/GM	TO	BLK	B/GM	STL	S/GM	PTS	AVG
2023-24	17-17	35.7	33-84	.393	21-51	.412	33-40	.825	3-33-36	2.1	39-0	65	3.8	45	17	1.0	19	1.1	120	7.1
TOTAL	17-17	35.7	33-84	.393	21-51	.412	33-40	.825	3-33-36	2.1	39-0	65	3.8	45	17	1.0	19	1.1	120	7.1



12



LAUREN GUSTIN

SENIOR | 6-1 | FORWARD | SALEM, UTAH | SALT LAKE CC/SALEM HIGH SCHOOL

2022-23 Started all 33 games...led NCAA in rebounds per game (16.7)...led NCAA in defensive rebounds per game (11.7)...second in the NCAA in double-doubles (27)...

Named AP All-America Honorable Mention...Garnered All-WCC First Team honors...Named WCC Player of the Week on Jan. 18...Led the nation at one point in rebounds per game.

2021-22 All-WCC First Team...Finalist for Katrina McClain Award...Led WCC and No. 8 nationally in rebounding average (11.6)...14 double-doubles (No. 28 nationally)...

2019-2020 Played one season averaging a double-double with 19.1 points and 13.1 rebounds per game...Named NJCAA All-America Honorable Mention

Personal Daughter of Scarlett and John Gustin...three brothers and one sister...Mom (Scarlett Overly) played basketball at BYU from 1987-1989 where she was a third-team All-American...

2020-21

2023-24 GAME-BY-GAME

Table with columns: OPPONENT, DATE, MIN, FG-FGA, PCT, 3FG-FGA, PCT, FT-FTA, PCT, OFF, DEF, REB, AST, BLK, STL, PF, TO, PTS, AVG. Lists game results against various opponents like Montana State, Weber State, Utah Valley, etc.

Instagram: laurengustin9
Twitter: laurengus10
TikTok: laurengustin8

SEASON HIGHS Points: 33, Rebounds: 22, Assists: 6, Steals: 2, Blocks: 2, Field Goals: 13, 3-Pointers: 1, Free Throws: 6, Minutes: 44 (OT)

CAREER HIGHS Points: 33, Rebounds: 27, Assists: 8, Steals: 4, Blocks: 2 (x5), Field Goals: 14 (x2), 3-Pointers: 1 (x4), Free Throws: 7, Minutes: 45

PRODUCTION TRACKER Had a double-double 27 (14-13), Scored 10+ points 28 (14-14), Scored 20+ points 10 (6-4), Led BYU in scoring 17 (8-9), Led BYU in rebounds 29 (15-14), Led BYU in assists 3 (1-2), Led BYU in steals 2 (0-2), Led BYU in blocks 3 (1-2), Had 3+ assists 8 (3-5), Had 2+ blocks 1 (1-0), Had 10+ rebounds 28 (15-13), Had 15+ rebounds 15 (9-6), Had 20+ rebounds 7 (5-2), Had 24+ rebounds - (0-0)

CAREER STATISTICS

Table with columns: YEAR, GP-GS, MPG, FG-FGA, PCT, 3FG-A, PCT, FT-FTA, PCT, OFF-DEF-REB, R/GM, PF-D, A, A/GM, TO, BLK, B/GM, STL, S/GM, PTS, AVG. Summary statistics across seasons.

BIG 12 CAREER STATISTICS

Table with columns: YEAR, GP-GS, MPG, FG-FGA, PCT, 3FG-A, PCT, FT-FTA, PCT, OFF-DEF-REB, R/GM, PF-D, A, A/GM, TO, BLK, B/GM, STL, S/GM, PTS, AVG. Big 12 specific career stats.



15



MCKINLEY WILLARDSON

FRESHMAN | 6-1 | FORWARD | CORONA, CALIFORNIA | SANTIAGO HIGH SCHOOL

High School

Four-year starter and team captain at Santiago High School... California Division I All-State Honoree...Led her team to the 2023 California Division I State Championship...Scored 12.1 points while grabbing 8.9 rebounds per contest during her senior year...Citrus Belt Area Female Athlete of the Year... Holds her high school single-game scoring record with 48 points (as a sophomore)...Averaged 23 points, 12 rebounds and 3 blocks per game in the California State playoffs... Played for EYBL "Team Why Not," sponsored by Air Jordan ...4x All-Conference Scholar Athlete with a 4.0 GPA...Also recruited by St. Mary's, Portland State, San Jose St, Idaho State, Cal State Northridge, Utah Valley, Sacramento State, Cal State Monterey, Cal State Bakersfield and Cal Poly Pomona

Personal

Daughter of Chad and Amber Willardson...Oldest of five children...Cousins Kristen Riley, Lauren Riley and Taylor Maughan played basketball at BYU...Earned the National Seal of Biliiteracy (Spanish) in 2023...Played volleyball and lacrosse in high school...Enjoys surfing, snow skiing, flying planes, painting, concerts and plays



Instagram: [mckinleyravy](#)
LinkedIn: [McKinley Willardson](#)

SEASON HIGHS

Points:	2	Weber State (11/10/23)
Rebounds:	1	Weber State (11/10/23)
Assists:	-	
Steals:	-	
Blocks:	-	
Field Goals:	1	Weber State (11/10/23)
3-Pointers:	-	
Free Throws:	1	Oklahoma (1/3/24)
Minutes:	2	vs. Wake Forest (11/18/23)

CAREER HIGHS

Points:	2	Weber State (11/10/23)
Rebounds:	1	Weber State (11/10/23)
Assists:	-	
Steals:	-	
Blocks:	-	
Field Goals:	1	Weber State (11/10/23)
3-Pointers:	-	
Free Throws:	1	Oklahoma (1/3/24)
Minutes:	2	vs. Wake Forest (11/18/23)

PRODUCTION TRACKER

Had a double-double	- (0-0)	- (0-0)
Scored 10+ points	- (0-0)	- (0-0)
Scored 20+ points	- (0-0)	- (0-0)
Led BYU in scoring	- (0-0)	- (0-0)
Led BYU in rebounds	- (0-0)	- (0-0)
Led BYU in assists	- (0-0)	- (0-0)
Led BYU in steals	- (0-0)	- (0-0)
Led BYU in blocks	- (0-0)	- (0-0)
Made 5+ FGs	- (0-0)	- (0-0)
Made 3+ 3-pt FGs	- (0-0)	- (0-0)
Had 3+ assists	- (0-0)	- (0-0)
Had 3+ blocks	- (0-0)	- (0-0)
Had 5+ rebounds	- (0-0)	- (0-0)
Had 10+ rebounds	- (0-0)	- (0-0)

2023-24 GAME-BY-GAME

OPPONENT	DATE	MIN.	FG-FGA	PCT	3FG-FGA	PCT	FT-FTA	PCT	OFF	DEF	REB	AST	BLK	STL	PF	TO	PTS	AVG
at Montana State	11/7																	
Weber State	11/10	1	1-1	1.000	0-0	.000	0-0	.000	1	0	1	0	0	0	0	0	2	2.0
Utah Valley	11/14																	
vs. Wake Forest	11/18	2	0-0	.000	0-0	.000	0-0	.000	0	0	0	1	0	0	0	1	0	1.0
vs. Saint Louis	11/21																	
LMU	11/25																	
at Wyoming	11/28																	
at Utah	12/2																	
Utah State	12/5																	
Boise State	12/9	1	0-0	.000	0-0	.000	0-0	.000	0	0	0	0	0	0	0	0	0	0.7
Idaho State	12/16																	
at Missouri State	12/20																	
vs. Nevada	12/21																	
at TCU	12/30																	
Oklahoma	1/3	1	0-0	.000	0-0	.000	1-2	.500	0	0	0	0	0	0	0	1	0	0.8
Iowa State	1/6																	
at Houston	1/10																	
Cincinnati	1/13																	
at Oklahoma State	1/17	1	0-0	.000	0-0	.000	0-0	.000	0	0	0	0	0	0	1	0	0	0.6
Texas Tech	1/20																	
at Kansas State	1/27																	
at Kansas	1/31																	
West Virginia	2/3																	
Baylor	2/7																	
at Cincinnati	2/10																	
at UCF	2/13																	
Kansas	2/17																	
TCU	2/21																	
at Iowa State	2/25																	
Houston	2/28																	
at Texas	3/2																	
Big 12 1st Round	3/7																	
Big 12 2nd Round	3/8																	
Big 12 Quarterfinals	3/9																	
Big 12 Semifinals	3/11																	
Big 12 Championship	3/12																	

CAREER STATISTICS

YEAR	GP-GS	MPG	FG-FGA	PCT	3FG-A	PCT	FT-FTA	PCT	OFF-DEF-REB	R/GM	PF-D	A	A/GM	TO	BLK	B/GM	STL	S/GM	PTS	AVG
2023-2024	5-0	1.4	1-1	1.000	0-0	.000	1-2	.500	1-0-1	0.2	0-0	1	0.2	1	0	0.0	0	0.0	3	0.6
-	-	-	-	-	-	-	-	-	-	-	-	-	-	-	-	-	-	-	-	-
-	-	-	-	-	-	-	-	-	-	-	-	-	-	-	-	-	-	-	-	-
-	-	-	-	-	-	-	-	-	-	-	-	-	-	-	-	-	-	-	-	-
-	-	-	-	-	-	-	-	-	-	-	-	-	-	-	-	-	-	-	-	-
TOTAL	5-0	1.4	1-1	1.000	0-0	.000	1-2	.500	1-0-1	0.2	0-0	1	0.2	1	0	0.0	0	0.0	3	0.6

BIG 12 CAREER STATISTICS

YEAR	GP-GS	MPG	FG-FGA	PCT	3FG-A	PCT	FT-FTA	PCT	OFF-DEF-REB	R/GM	PF-D	A	A/GM	TO	BLK	B/GM	STL	S/GM	PTS	AVG
2023-24	2-0	1.2	0-0	.000	0-0	.000	1-2	.500	0-0-0	0.0	0-0	0	0.0	0	0	0.0	0	0.0	1	0.5
-	-	-	-	-	-	-	-	-	-	-	-	-	-	-	-	-	-	-	-	-
-	-	-	-	-	-	-	-	-	-	-	-	-	-	-	-	-	-	-	-	-
-	-	-	-	-	-	-	-	-	-	-	-	-	-	-	-	-	-	-	-	-
TOTAL	2-0	1.2	0-0	.000	0-0	.000	1-2	.500	0-0-0	0.0	0-0	0	0.0	0	0	0.0	0	0.0	1	0.5



20



MARINA MATA

FRESHMAN | 6-1 | FORWARD | BARBASTRO, SPAIN | INSTITUTO JOAQUIM BLUME EN BARCELONA

Before BYU
 Played for the U18 Spanish National Team in the U18 Women's European Championship where she helped Spain earn a bronze medal in the tournament while averaging 11.2 points, 6.5 rebounds and 0.8 assists.

Personal
 Daughter of Patricia y Miguel Ángel...Has a brother named Sergio...Played for the Spanish World Cup Team...Working on a degree in psychology

In Spain's win over Latvia in the opening round, Mata went 6-for-6 from the field to total 16 points, 9 rebounds, two assists and two blocks.

Instagram: [marinamata_](#)
 Twitter: [marinamata_](#)
 TikTok: [marinamata_](#)

2023-24 GAME-BY-GAME

OPPONENT	DATE	MIN.	FG-FGA	PCT	3FG-FGA	PCT	FT-FTA	PCT	OFF	DEF	REB	AST	BLK	STL	PF	TO	PTS	AVG
at Montana State	11/7																	
Weber State	11/10	8	0-1	.000	0-1	.000	0-0	.000	0	0	0	0	0	0	0	0	0	0.0
Utah Valley	11/14	1	0-0	.000	0-0	.000	0-0	.000	0	0	0	0	0	0	0	0	0	0.0
vs. Wake Forest	11/18	6	0-1	.000	0-0	.000	2-2	1.000	0	1	1	0	0	0	3	2	2	0.6
vs. Saint Louis	11/21	2	0-0	.000	0-0	.000	0-0	.000	0	0	0	0	0	0	1	1	0	0.5
LMU	11/25																	
at Wyoming	11/28																	
at Utah	12/2	1	0-0	.000	0-0	.000	0-0	.000	0	0	0	0	0	0	0	0	0	0.4
Utah State	12/5	1	0-0	.000	0-0	.000	0-0	.000	0	0	0	0	0	0	0	0	0	0.3
Boise State	12/9	2	0-0	.000	0-0	.000	0-0	.000	0	0	0	0	0	0	0	1	0	0.3
Idaho State	12/16																	
at Missouri State	12/20																	
vs. Nevada	12/21	1	0-0	.000	0-0	.000	0-0	.000	0	0	0	0	0	0	0	0	0	0.3
at TCU	12/30	1	0-0	.000	0-0	.000	0-0	.000	0	0	0	0	0	0	0	0	0	0.2
Oklahoma	1/3	1	0-0	.000	0-0	.000	0-0	.000	0	0	0	0	0	0	0	0	0	0.2
Iowa State	1/6																	
at Houston	1/10																	
Cincinnati	1/13																	
at Oklahoma State	1/17	3	0-0	.000	0-0	.000	0-0	.000	1	1	0	0	0	0	0	0	0	0.2
Texas Tech	1/20																	
at Kansas State	1/27																	
at Kansas	1/31																	
West Virginia	2/3																	
Baylor	2/7																	
at Cincinnati	2/10																	
at UCF	2/13																	
Kansas	2/17																	
TCU	2/21																	
at Iowa State	2/25																	
Houston	2/28																	
at Texas	3/2																	
Big 12 1st Round	3/7																	
Big 12 2nd Round	3/8																	
Big 12 Quarterfinals	3/9																	
Big 12 Semifinals	3/11																	
Big 12 Championship	3/12																	

	2023-24	Career
Had a double-double	-(0-0)	-(0-0)
Scored 10+ points	-(0-0)	-(0-0)
Scored 20+ points	-(0-0)	-(0-0)
Led BYU in scoring	-(0-0)	-(0-0)
Led BYU in rebounds	-(0-0)	-(0-0)
Led BYU in assists	-(0-0)	-(0-0)
Led BYU in steals	-(0-0)	-(0-0)
Led BYU in blocks	-(0-0)	-(0-0)
Made 5+ FGs	-(0-0)	-(0-0)
Made 3+ 3-pt FGs	-(0-0)	-(0-0)
Had 3+ assists	-(0-0)	-(0-0)
Had 3+ blocks	-(0-0)	-(0-0)
Had 5+ rebounds	-(0-0)	-(0-0)
Had 10+ rebounds	-(0-0)	-(0-0)

CAREER STATISTICS																				
YEAR	GP-GS	MPG	FG-FGA	PCT	3FG-A	PCT	FT-FTA	PCT	OFF-DEF-REB	R/GM	PF-D	A	A/GM	TO	BLK	B/GM	STL	S/GM	PTS	AVG
2023-2024	11-0	2.3	0-2	.000	0-1	.000	2-2	1.000	0-2-2	0.2	4-0	0	0.0	4	0	0.0	0	0.0	2	0.2
--	--	--	--	--	--	--	--	--	--	--	--	--	--	--	--	--	--	--	--	--
--	--	--	--	--	--	--	--	--	--	--	--	--	--	--	--	--	--	--	--	--
--	--	--	--	--	--	--	--	--	--	--	--	--	--	--	--	--	--	--	--	--
TOTAL	11-0	2.3	0-2	.000	0-1	.000	2-2	1.000	0-2-2	0.2	4-0	0	0.0	4	0	0.0	0	0.0	2	0.2

BIG 12 CAREER STATISTICS																				
YEAR	GP-GS	MPG	FG-FGA	PCT	3FG-A	PCT	FT-FTA	PCT	OFF-DEF-REB	R/GM	PF-D	A	A/GM	TO	BLK	B/GM	STL	S/GM	PTS	AVG
2023-24	3-0	1.8	0-0	.000	0-0	.000	0-0	.000	0-1-1	0.3	0-0	0	0-0	0	0	0.0	0	0.0	0	0.0
--	--	--	--	--	--	--	--	--	--	--	--	--	--	--	--	--	--	--	--	--
TOTAL	3-0	1.8	0-0	.000	0-0	.000	0-0	.000	0-1-1	0.3	0-0	0	0-0	0	0	0.0	0	0.0	0	0.0



21



HEATHER HAMSON

JUNIOR | 6-3 | FORWARD | LINDON, UTAH | PLEASANT GROVE HIGH SCHOOL
2022-23

Hamson appeared in 21 games for the Cougars during the 2022-23 campaign and contributed 1.1 points on 53.3 percent shooting, 0.4 rebounds per game.

High School

Earned Utah 5A All-State selection in 2021 at Pleasant Grove High School...Named to the Utah 5A Academic All-State Team...Also earned All-State honors in volleyball where she led Pleasant Grove to the 2019 5A volleyball state championship

Personal

Daughter of David and Tresa...Mother, Tresa Spaulding Hamson, played basketball at BYU from 1983-1987. Heather's sisters Jennifer and Sara also suited up for the BYU women's team...Majoring in exercise science with the desire to go into athletic training

2023-24 GAME-BY-GAME

OPPONENT	DATE	MIN.	FG-FGA	PCT	3FG-FGA	PCT	FT-FTA	PCT	OFF	DEF	REB	AST	BLK	STL	PF	TO	PTS	AVG
at Montana State	11/7	1	0-0	.000	0-0	.000	0-0	.000	0	0	0	0	0	0	0	0	0	0.0
Weber State	11/10	6	1-2	.500	0-0	.000	1-3	.333	0	0	0	1	0	1	0	0	3	1.5
Utah Valley	11/14	1	0-0	.000	0-0	.000	0-0	.000	0	0	0	0	0	0	1	1	0	1.0
vs. Wake Forest	11/18	4	0-1	.000	0-0	.000	0-0	.000	0	3	3	0	1	0	1	0	0	0.8
vs. Saint Louis	11/21	2	0-0	.000	0-0	.000	0-0	.000	0	0	0	0	0	0	0	0	0	0.6
Weber State (11/10/23)	11/25	2	0-0	.000	0-0	.000	0-0	.000	0	0	0	0	0	0	0	1	0	0.5
LMU (2/11/23)	11/28																	
at Wyoming																		
at Utah	12/2	1	0-0	.000	0-0	.000	0-0	.000	0	0	0	0	0	0	0	0	0	0.4
Utah State	12/5																	
Boise State	12/9	2	1-1	1.000	0-0	.000	0-0	.000	0	0	0	0	0	0	0	0	2	0.6
Idaho State	12/16																	
at Missouri State	12/20																	
vs. Nevada	12/21	9	3-3	1.000	0-0	.000	0-0	.000	0	0	0	0	0	0	1	0	6	1.2
at TCU	12/30	5	0-1	.000	0-0	.000	0-0	.000	0	0	0	0	0	0	0	1	0	1.1
Oklahoma	1/3																	
Iowa State	1/6																	
at Houston	1/10																	
Cincinnati	1/13																	
at Oklahoma State	1/17	2	0-0	.000	0-0	.000	2-2	1.000	2	1	3	0	0	0	0	2	2	1.2
Texas Tech	1/20																	
at Kansas State	1/27																	
at Kansas	1/31																	
West Virginia	2/3																	
Baylor	2/7																	
at Cincinnati	2/10																	
at UCF	2/13																	
Kansas	2/17	1	0-0	.000	0-0	.000	0-0	.000	0	0	0	0	0	0	0	0	0	1.1
TCU	2/21																	
at Iowa State	2/25																	
Houston	2/28																	
at Texas	3/2																	
Big 12 1st Round	3/7																	
Big 12 2nd Round	3/8																	
Big 12 Quarterfinals	3/9																	
Big 12 Semifinals	3/11																	
Big 12 Championship	3/12																	



Instagram: [heather_hamson21](#)
Twitter: [heath_bar1312](#)

SEASON HIGHS

Points:	6	vs. Nevada (12/21/23)
Rebounds:	-	
Assists:	1	Weber State (11/10/23)
Steals:	1	Weber State (11/10/23)
Blocks:	-	
Field Goals:	3	vs. Nevada (12/21/23)
3-Pointers:	-	
Free Throws:	2	at Oklahoma St. (1/17/24)
Minutes:	9	vs. Nevada (12/21/23)

CAREER HIGHS

Points:	6 (x3)	vs. Nevada (12/21/23)
Rebounds:	2 (2x)	Pepperdine (3/3/23)
Assists:	1 (6x)	LMU (2/11/23)
Steals:	1	Saint Mary's (12/31/22)
Blocks:	2	Saint Mary's (12/31/22)
Field Goals:	3	vs. Nevada (12/21/23)
3-Pointers:	-	
Free Throws:	4	at LMU (1/12/23)
Minutes:	14	at LMU (1/12/23)

PRODUCTION TRACKER

Had a double-double	- (0-0)	- (0-0)
Scored 10+ points	- (0-0)	- (0-0)
Scored 20+ points	- (0-0)	- (0-0)
Led BYU in scoring	- (0-0)	- (0-0)
Led BYU in rebounds	- (0-0)	- (0-0)
Led BYU in assists	- (0-0)	- (0-0)
Led BYU in steals	- (0-0)	- (0-0)
Led BYU in blocks	- (0-0)	- (0-0)
Made 5+ FGs	- (0-0)	- (0-0)
Made 3+ 3-pt FGs	- (0-0)	- (0-0)
Had 3+ assists	- (0-0)	- (0-0)
Had 3+ blocks	- (0-0)	- (0-0)
Had 5+ rebounds	- (0-0)	- (0-0)
Had 10+ rebounds	- (0-0)	- (0-0)

CAREER STATISTICS

YEAR	GP-GS	MPG	FG-FGA	PCT	3FG-A	PCT	FT-FTA	PCT	OFF-DEF-REB	R/GM	PF-D	A	A/GM	TO	BLK	B/GM	STL	S/GM	PTS	AVG
2022-23	21-0	4.2	8-15	.533	0-0	.000	7-8	.875	4-5-9	0.4	12-0	6	0.3	8	2	0.1	1	0.1	23	1.1
2023-24	12-0	2.9	5-8	.625	0-0	.000	3-5	.600	2-4-6	0.5	3-0	1	0.1	5	1	0.1	1	0.1	13	1.1
--	--	--	--	--	--	--	--	--	--	--	--	--	--	--	--	--	--	--	--	--
--	--	--	--	--	--	--	--	--	--	--	--	--	--	--	--	--	--	--	--	--
TOTAL	33-0	3.7	13-23	.565	0-0	.000	10-13	.769	6-9-15	0.5	15-0	7	0.2	13	3	0.1	2	0.1	36	1.1

BIG 12 CAREER STATISTICS

YEAR	GP-GS	MPG	FG-FGA	PCT	3FG-A	PCT	FT-FTA	PCT	OFF-DEF-REB	R/GM	PF-D	A	A/GM	TO	BLK	B/GM	STL	S/GM	PTS	AVG
2023-24	3-0	2.6	0-1	.000	0-0	.000	2-2	1.000	2-1-3	1.0	0-0	0	0.0	3	0	0.0	0	0.0	2	0.7
TOTAL	3-0	2.6	0-1	.000	0-0	.000	2-2	1.000	2-1-3	1.0	0-0	0	0.0	3	0	0.0	0	0.0	2	0.7



24



ROSE BUBAKAR

JUNIOR | 6-0 | GUARD | FREDERICK, MARYLAND | FREDERICK HIGH SCHOOL

2022-23

Appeared in all 33 games, starting in 11 for the Cougars a year ago...Bubakar contributed 6.7 points per contest on a 44.6 percent clip...the sophomore also grabbed 3.0 rebounds, dished 1.0 assists and 0.6 assists.

Before BYU

Prepped at Frederick High School where she was a three-time all-state selection...Two-time state champion...Won two CMS titles...Three-time CMC divisional champ...Helped win three region titles

Personal

Parents are Caroline and Kabeya Bubakar... Undecided on major...Loves to dance and can play guitar and piano

2021-22

Played in 18 games...Averaged 6.6 minutes per game, scoring 2.2 points...Shot 34.1 percent from the field...Averaged 1.6 rebounds...Season-high 8 points against Utah State...Scored 6 points against Santa Clara with two 3-pointers...Season-high 4 rebounds against Pacific...Played a season-high 11 minutes against Pepperdine and had 3 points, 1 assist, 1 steal and 3 rebounds

2023-24 GAME-BY-GAME

Table with columns: OPPONENT, DATE, MIN, FG-FGA, PCT, 3FG-FGA, PCT, FT-FTA, PCT, OFF, DEF, REB, AST, BLK, STL, PF, TO, PTS, AVG. Lists game-by-game stats for 2023-24 season.



Instagram: roseball24

Twitter: roseball24

TikTok: roseball24

SEASON HIGHS

Table with columns: Points, Rebounds, Assists, Steals, Blocks, Field Goals, 3-Pointers, Free Throws, Minutes. Lists season-high stats for 2023-24.

CAREER HIGHS

Table with columns: Points, Rebounds, Assists, Steals, Blocks, Field Goals, 3-Pointers, Free Throws, Minutes. Lists career-high stats.

PRODUCTION TRACKER

Table with columns: Had a double-double, Scored 10+ points, Scored 20+ points, Led BYU in scoring, Led BYU in rebounds, Led BYU in assists, Led BYU in steals, Led BYU in blocks, Made 5+ FGs, Made 3+ 3-pt FGs, Had 3+ assists, Had 2+ steals, Had 5+ rebounds, Had 10+ rebounds. Lists production milestones.

CAREER STATISTICS

Table with columns: YEAR, GP-GS, MPG, FG-FGA, PCT, 3FG-A, PCT, FT-FTA, PCT, OFF-DEF-REB, R/GM, PF-D, A, A/GM, TO, BLK, B/GM, STL, S/GM, PTS, AVG. Career statistics for 2021-2022, 2022-2023, 2023-2024, and TOTAL.

BIG 12 CAREER STATISTICS

Table with columns: YEAR, GP-GS, MPG, FG-FGA, PCT, 3FG-A, PCT, FT-FTA, PCT, OFF-DEF-REB, R/GM, PF-D, A, A/GM, TO, BLK, B/GM, STL, S/GM, PTS, AVG. Big 12 career statistics for 2023-24 and TOTAL.



25



EMMA CALVERT

JUNIOR | 6-5 | FORWARD | FARR WEST, UTAH | FREMONT HIGH SCHOOL

2022-23 Calvert appeared in all 33 games for the Cougars, starting 28 while averaging 6.9 points on 46.5 percent shooting, 35.5 percent from three-point land and a team-best 89.2 percent from the charity stripe...the sophomore also pulled down 3.8 rebounds, dished 1.5 assists and 1.0 blocks per contest.

2021-22 Played in 23 games...Averaged 4.7 points and 2.3 rebounds in 9.6 minutes per game...Shot 49.4 percent from the field Scored in double-figures twice (13 at Santa Clara, 10 vs. Utah State)...Season-high 13 points came in 8 minutes at Santa Clara...Hit two 3-pointers in a game twice (Utah State, Santa Clara)...Scored 9 against Boise State and 8 at Utah...Season-high five rebounds against Lipscomb and Utah State...Posted 17 blocks on the year, including a season-high 3 vs. Santa Clara at home...Had multiple blocks in five games

Before BYU 2021 Gatorade Player of the Year out of Fremont High School...A four-star ESPN recruit...Four-time all-state selection...In 2020, set the state record for field goal percentage and was named the 6A Deseret News MVP, an all-state selectin and named to all-tournament team...Two-time Deseret News MVP...USA Today All-Utah First Team in 2020 and second team in 2019...Four-time 6A all-tournament team...Helped lead Fremont to a state championship in 2018

Personal Parents are Jon and Diane...Information Systems major in the Marriott School of Business...Also plays piano

Instagram: @emmascalvert25 Twitter: @emmascalvert25 TikTok: @emmascalvert25

SEASON HIGHS

Table with 2 columns: Stat (Points, Rebounds, Assists, Steals, Blocks, Field Goals, 3-Pointers, Free Throws, Minutes) and Value (22, 14, 4, 2, 5, 8, 3, 7, 33)

CAREER HIGHS

Table with 2 columns: Stat (Points, Rebounds, Assists, Steals, Blocks, Field Goals, 3-Pointers, Free Throws, Minutes) and Value (22, 14, 5, 2, 5, 8, 5, 7, 39)

PRODUCTION TRACKER

Table with 2 columns: Achievement (Had a double-double, Scored 10+ points, etc.) and Count (1, 9, 1, 1, 1, 1, 1, 1, 1, 5, 3, 10, 1, 1, 2, 9, 2)

2023-24 GAME-BY-GAME table with columns: OPPONENT, DATE, MIN, FG-FGA, PCT, 3FG-FGA, PCT, FT-FTA, PCT, OFF DEF, REB, AST, BLK, STL, PF, TO, PTS, AVG

CAREER STATISTICS

CAREER STATISTICS table with columns: YEAR, GP-GS, MPG, FG-FGA, PCT, 3FG-A, PCT, FT-FTA, PCT, OFF-DEF-REB, R/GM, PF-D, A, A/GM, TO, BLK, B/GM, STL, S/GM, PTS, AVG

BIG 12 CAREER STATISTICS

BIG 12 CAREER STATISTICS table with columns: YEAR, GP-GS, MPG, FG-FGA, PCT, 3FG-A, PCT, FT-FTA, PCT, OFF-DEF-REB, R/GM, PF-D, A, A/GM, TO, BLK, B/GM, STL, S/GM, PTS, AVG



30

LAUREN DAVENPORT

JUNIOR | 5-11 | GUARD | IDAHO FALLS, IDAHO | BOSTON UNIVERSITY

2021-22 & 2022-23 (Boston University)
Appeared in 31 games, making 14 starts...Named the team's Most Improved Player after averaging 5.9 points in 19.9 minutes per game on 35.6 percent shooting, including 30.3 percent from three...Notched her first-career game in double digits with 12 points, seven rebounds, and five assists against Hartford (Nov. 19, 2022)...

High School
Idaho 5A Defensive Player of the Year (2021)...Idaho 5A First Team All-Conference (2019, 2020, 2021)...Owns six school records at Thunder Ridge High School...Played volleyball in high school...Also plays piano, loves surfing and traveling
Personal
Born in Idaho Falls, Idaho...Parents are David and Katie Davenport...Behavioral Health and Science major...Has two brothers and a sister (Cole, Connor and Paige)...

Instagram: laur_davenport

SEASON HIGHS

Points: 15 at Houston (1/10/24)
Rebounds: 7 at Montana State (11/7/23)
Assists: 4 at UCF (2/13/24)
Steals: 1 (x7) TCU (2/17/24)
Blocks: 2 (x4) Cincinnati (1/13/24)
Field Goals: 7 at Houston (1/10/24)
3-Pointers: 3 (x3) West Virginia (2/3/24)
Free Throws: 4 at Montana State (11/7/23)
Minutes: 34 Utah Valley (11/14/23)

CAREER HIGHS

Points: 16 vs. American (1/8/23)
Rebounds: 8 vs. Lehigh (1/28/23)
Assists: 5 vs. Hartford (11/19/22)
Steals: 2 (x3) at Holy Cross (3/1/23)
Blocks: 2 (x8) Cincinnati (1/13/24)
Field Goals: 7 at Houston (1/10/24)
3-Pointers: 4 vs. Loyola Maryland (3/6/23)
Free Throws: 5 vs. Lehigh (1/28/23)
Minutes: 34 Utah Valley (11/14/23)

PRODUCTION TRACKER

Had a double-double - (0-0)
Scored 10+ points 7 (3-4)
Scored 20+ points - (0-0)
Led BYU in scoring 2 (0-2)
Led BYU in rebounds - (0-0)
Led BYU in assists - (0-0)
Led BYU in steals 3 (1-2)
Led BYU in blocks 3 (1-2)
Made 5+ FGs 2 (0-2)
Made 3+ 3-pt FGs 3 (1-2)
Made 5+ 3-pt FGs - (0-0)
Had 3+ assists 2 (2-0)
Had 2+ blocks 4 (3-1)
Had 5+ rebounds 3 (2-1)

2023-24 GAME-BY-GAME

Table with columns: OPPONENT, DATE, MIN, FG-FGA, PCT, 3FG-FGA, PCT, FT-FTA, PCT, OFF, DEF, REB, AST, BLK, STL, PF, TO, PTS, AVG. Lists game-by-game performance for 2023-24 season.

CAREER STATISTICS

Table with columns: YEAR, GP-GS, MPG, FG-FGA, PCT, 3FG-A, PCT, FT-FTA, PCT, OFF-DEF-REB, R/GM, PF-D, A, A/GM, TO, BLK, B/GM, STL, S/GM, PTS, AVG. Shows career totals and season-by-season stats.

BIG 12 CAREER STATISTICS

Table with columns: YEAR, GP-GS, MPG, FG-FGA, PCT, 3FG-A, PCT, FT-FTA, PCT, OFF-DEF-REB, R/GM, PF-D, A, A/GM, TO, BLK, B/GM, STL, S/GM, PTS, AVG. Shows Big 12 conference career totals.





SEASON BOX SCORE

2023-24 BYU Women's Basketball
Combined Team Statistics
All games

Game Records

Record	Overall	Home	Away	Neutral
ALL GAMES	16-14	10-5	3-9	3-0
CONFERENCE	6-11	4-5	2-6	0-0
NON-CONFERENCE	10-3	6-0	1-3	3-0

Score by Periods

Team	1st	2nd	3rd	4th	OT	TOT
BYU	457	478	517	539	9	2000
Opponents	478	445	500	532	6	1961

Team Box Score

No.	Player	Total			3-Point		F-Throw		Rebounds				PF	DQ	A	TO	BLK	STL	PTS	AVG		
		GP-GS	MIN	AVG	FG-FGA	FG%	3FG-3FGA	3FG%	FT-FTA	FT%	OFF	DEF									TOT	AVG
12	GUSTIN, Lauren	30-30	1101:33	36.7	229-442	.518	1-9	.111	56-123	.455	151	310	461	15.4	83	2	57	94	8	15	515	17.2
10	WOOLSTON, Kailey	30-30	1025:04	34.2	138-296	.466	75-166	.452	52-61	.852	29	76	105	3.5	72	1	73	70	6	22	403	13.4
1	WHITING, Amari	30-30	943:29	31.4	106-268	.396	30-94	.319	76-124	.613	25	123	148	4.9	87	1	117	89	7	45	318	10.6
3	FALATEA, Nani	3-1	63:51	21.3	7-21	.333	2-6	.333	10-10	1.000	2	8	10	3.3	2	0	14	4	1	2	26	8.7
25	CALVERT, Emma	30-13	625:40	20.9	87-196	.444	20-79	.253	33-52	.635	21	101	122	4.1	87	2	31	53	37	17	227	7.6
11	SMILER, Kaylee	29-29	1031:06	35.6	63-143	.441	39-82	.476	45-60	.750	7	60	67	2.3	71	1	108	71	33	40	210	7.2
30	DAVENPORT, Lauren	29-9	653:44	22.5	63-186	.339	36-99	.364	12-18	.667	10	65	75	2.6	52	1	32	51	14	9	174	6.0
24	BUBAKAR, Rose	30-8	423:54	14.1	31-90	.344	7-37	.189	23-34	.676	14	46	60	2.0	30	0	34	36	3	14	92	3.1
21	HAMSON, Heather	12-0	34:51	2.9	5-8	.625	0-0	.000	3-5	.600	2	4	6	0.5	3	0	1	5	1	1	13	1.1
4	MATAVAO, Ali'a	19-0	87:39	4.6	7-29	.241	0-6	.000	3-8	.375	5	8	13	0.7	20	0	4	13	1	2	17	0.9
15	WILLARDSON, McKinley	5-0	07:04	1.4	1-1	1.000	0-0	.000	1-2	.500	1	0	1	0.2	1	0	1	1	0	0	3	0.6
20	MATA, Marina	11-0	26:33	2.4	0-2	.000	0-1	.000	2-2	1.000	0	2	2	0.2	4	0	0	4	0	0	2	0.2
2	KREBS, Kylie	1-0	00:33	0.5	0-0	.000	0-0	.000	0-0	.000	0	0	0	0.0	0	0	0	0	0	0	0	0.0
Team											59	59	118					15				
Total		30	6025		737-1682	.438	210-579	.363	316-499	.633	326	862	1188	39.6	512	8	472	506	111	167	2000	66.7
Opponents		30	6025		693-1794	.386	202-604	.334	373-513	.727	301	710	1011	33.7	512	9	364	375	101	232	1961	65.4

Team Statistics

	BYU	OPP
Scoring	2000	1961
Points per game	66.7	65.4
Scoring margin	+1.3	-
Field goals-att	737-1682	693-1794
Field goal pct	.438	.386
3 point fg-att	210-579	202-604
3-point FG pct	.363	.334
3-pt FG made per game	7.0	6.7
Free throws-att	316-499	373-513
Free throw pct	.633	.727
F-Throws made per game	10.5	12.4
Rebounds	1188	1011
Rebounds per game	39.6	33.7
Rebounding margin	+5.9	-
Assists	472	364
Assists per game	15.7	12.1
Turnovers	506	375
Turnovers per game	16.9	12.5
Turnover margin	-4.4	-
Assist/turnover ratio	0.9	1.0
Steals	167	232
Steals per game	5.6	7.7
Blocks	111	101
Blocks per game	3.7	3.4
Winning streak	1	-
Home win streak	1	-
Attendance	31208	44654
Home games-Avg/Game	15-2081	12-3721
Neutral site-Avg/Game	-	3-684

Team Results

Date	Opponent	Score	Att.
11/07/2023	at Montana St.	W 68-60	5017
11/10/2023	Weber St.	W 77-49	5705
11/14/2023	Utah Valley	W 59-44	1690
11/18/2023	vs Wake Forest	W 67-44	157
11/21/2023	vs Saint Louis	W 87-66	220
11/25/2023	LMU (CA)	W 74-58	1529
11/28/2023	at Wyoming	L 74-86	2442
12/02/2023	at Utah	L 68-87	6182
12/05/2023	Utah St.	W 72-66	1565
12/09/2023	Boise St.	W 65-50	2722
12/16/2023	Idaho St.	Wot 79-76	1911
12/20/2023	at Missouri St.	L 55-56	1619
12/21/2023	vs Nevada	W 72-59	1674
12/30/2023	at TCU	L 67-81	2572
01/03/2024	Oklahoma	L 63-75	1748
01/06/2024	Iowa St.	L 75-80	1872
01/10/2024	at Houston	L 69-79	805
01/13/2024	Cincinnati	W 68-58	1786
01/17/2024	at Oklahoma St.	L 50-82	2044
01/20/2024	Texas Tech	W 60-46	1873
01/27/2024	at Kansas St.	L 65-67	8180
01/31/2024	at Kansas	L 53-67	2964
02/03/2024	West Virginia	L 69-76	1754
02/07/2024	Baylor	W 78-66	1525
02/10/2024	at Cincinnati	W 69-57	1084
02/13/2024	at UCF	W 64-60	849
02/17/2024	Kansas	L 62-70	2317
02/21/2024	TCU	L 58-68	1451
02/24/2024	at Iowa St.	L 49-74	10896
02/28/2024	Houston	W 64-54	1760



CONFERENCE BOX SCORE

2023-24 BYU Women's Basketball
Combined Team Statistics
In Conference games



Game Records

Record	Overall	Home	Away	Neutral
ALL GAMES	6-11	4-5	2-6	0-0
CONFERENCE	6-11	4-5	2-6	0-0
NON-CONFERENCE	0-0	0-0	0-0	0-0

Score by Periods

Team	1st	2nd	3rd	4th	OT	TOT
BYU	229	263	290	301	0	1083
Opponents	279	260	307	314	0	1160

Team Box Score

No.	Player	Total			3-Point			F-Throw		Rebounds				Other								
		GP-GS	MIN	AVG	FG-FGA	FG%	3FG-3FGA	3FG%	FT-FTA	FT%	OFF	DEF	TOT	AVG	PF	DQ	A	TO	BLK	STL	PTS	AVG
12	GUSTIN, Lauren	17-17	637:22	37.5	134-273	.491	1-5	.200	26-49	.531	90	169	259	15.2	48	1	27	43	5	9	295	17.4
10	WOOLSTON, Kailey	17-17	570:58	33.6	74-173	.428	40-97	.412	26-29	.897	17	40	57	3.4	43	1	40	32	3	8	214	12.6
1	WHITING, Amari	17-17	561:10	33.0	59-151	.391	19-60	.317	36-65	.554	14	65	79	4.6	53	1	71	55	4	22	173	10.2
11	SMILER, Kaylee	17-17	607:22	35.7	33-84	.393	21-51	.412	33-40	.825	3	33	36	2.1	39	0	65	45	17	19	120	7.1
30	DAVENPORT, Lauren	16-0	361:11	22.6	38-117	.325	20-59	.339	3-4	.750	4	28	32	2.0	26	0	18	21	8	6	99	6.2
25	CALVERT, Emma	17-9	332:19	19.5	41-112	.366	12-49	.245	11-18	.611	10	48	58	3.4	47	1	13	27	10	12	105	6.2
24	BUBAKAR, Rose	17-8	287:23	16.9	24-62	.387	6-21	.286	14-23	.609	5	32	37	2.2	22	0	27	23	3	7	68	4.0
4	MATAVAO, Ali'a	7-0	26:49	3.8	3-12	.250	0-3	.000	0-0	.000	2	5	7	1.0	7	0	0	4	0	2	6	0.9
21	HAMSON, Heather	3-0	07:44	2.6	0-1	.000	0-0	.000	2-2	1.000	2	1	3	1.0	0	0	0	3	0	0	2	0.7
15	WILLARDSON, McKinley	2-0	02:24	1.2	0-0	.000	0-0	.000	1-2	.500	0	0	0	0.0	1	0	0	0	0	0	1	0.5
20	MATA, Marina	3-0	05:19	1.8	0-0	.000	0-0	.000	0-0	.000	0	1	1	0.3	0	0	0	0	0	0	0	0.0
Team											37	36	73					9				
Total		17	3400		406-985	.412	119-345	.345	152-232	.655	184	458	642	37.8	286	4	261	262	50	85	1083	63.7
Opponents		17	3400		403-1009	.399	123-348	.353	231-307	.752	181	435	616	36.2	263	3	217	210	63	125	1160	68.2

Team Statistics

	BYU	OPP
Scoring	1083	1160
Points per game	63.7	68.2
Scoring margin	-4.5	-
Field goals-att	406-985	403-1009
Field goal pct	.412	.399
3 point fg-att	119-345	123-348
3-point FG pct	.345	.353
3-pt FG made per game	7.0	7.2
Free throws-att	152-232	231-307
Free throw pct	.655	.752
F-Throws made per game	8.9	13.6
Rebounds	642	616
Rebounds per game	37.8	36.2
Rebounding margin	+1.5	-
Assists	261	217
Assists per game	15.4	12.8
Turnovers	262	210
Turnovers per game	15.4	12.4
Turnover margin	-3.1	-
Assist/turnover ratio	1.0	1.0
Steals	85	125
Steals per game	5.0	7.4
Blocks	50	63
Blocks per game	2.9	3.7
Winning streak	1	-
Home win streak	1	-
Attendance	16086	29394
Home games-Avg/Game	9-1787	8-3674
Neutral site-Avg/Game	-	0-0

Team Results

Date	Opponent		Score	Att.
12/30/2023	at TCU	L	67-81	2572
01/03/2024	Oklahoma	L	63-75	1748
01/06/2024	Iowa St.	L	75-80	1872
01/10/2024	at Houston	L	69-79	805
01/13/2024	Cincinnati	W	68-58	1786
01/17/2024	at Oklahoma St.	L	50-82	2044
01/20/2024	Texas Tech	W	60-46	1873
01/27/2024	at Kansas St.	L	65-67	8180
01/31/2024	at Kansas	L	53-67	2964
02/03/2024	West Virginia	L	69-76	1754
02/07/2024	Baylor	W	78-66	1525
02/10/2024	at Cincinnati	W	69-57	1084
02/13/2024	at UCF	W	64-60	849
02/17/2024	Kansas	L	62-70	2317
02/21/2024	TCU	L	58-68	1451
02/24/2024	at Iowa St.	L	49-74	10896
02/28/2024	Houston	W	64-54	1760





GAME-BY-GAME BOX SCORE
2023-24 BYU Women's Basketball
Team Game-by-Game
All games

Opponent	Date	Score		Total		3-Pointers		Free throws		Rebounds				PF	A	TO	BLK	STL	PTS	AVG
				FG-FGA	PCT	3FG-3FGA	PCT	FT-FTA	PCT	OFF	DEF	TOT	AVG							
at Montana St.	11/07/2023	68-60	W	21-49	.429	8-21	.381	18-28	.643	8	35	43	43.0	18	10	22	2	10	68	68.0
Weber St.	11/10/2023	77-49	W	29-51	.569	8-16	.500	11-21	.524	8	31	39	41.0	16	16	16	7	5	77	72.5
Utah Valley	11/14/2023	59-44	W	24-59	.407	7-20	.350	4-11	.364	18	37	55	45.7	17	17	20	5	5	59	68.0
vs Wake Forest	11/18/2023	67-44	W	24-50	.480	9-15	.600	10-15	.667	12	38	50	46.8	18	14	26	3	8	67	67.8
vs Saint Louis	11/21/2023	87-66	W	31-60	.517	9-20	.450	16-24	.667	10	33	43	46.0	27	18	16	2	5	87	71.6
LMU (CA)	11/25/2023	74-58	W	27-47	.574	7-17	.412	13-22	.591	6	27	33	43.8	13	15	12	7	4	74	72.0
at Wyoming	11/28/2023	74-86	L	28-52	.538	6-13	.462	12-14	.857	7	20	27	41.4	13	18	12	5	5	74	72.3
at Utah	12/02/2023	68-87	L	28-64	.438	6-16	.375	6-8	.750	10	24	34	40.5	14	19	15	3	8	68	71.8
Utah St.	12/05/2023	72-66	W	23-51	.451	5-18	.278	21-35	.600	11	30	41	40.6	22	14	20	3	9	72	71.8
Boise St.	12/09/2023	65-50	W	24-57	.421	7-18	.389	10-22	.455	12	40	52	41.7	18	19	17	7	6	65	71.1
Idaho St.	12/16/2023	79-76	Wot	25-60	.417	6-25	.240	23-36	.639	18	31	49	42.4	16	21	20	9	10	79	71.8
at Missouri St.	12/20/2023	55-56	L	20-46	.435	6-17	.353	9-13	.692	12	22	34	41.7	18	14	25	1	5	55	70.4
vs Nevada	12/21/2023	72-59	W	27-51	.529	7-18	.389	11-18	.611	10	36	46	42.0	16	16	23	7	2	72	70.5
at TCU	12/30/2023	67-81	L	24-62	.387	9-24	.375	10-13	.769	8	23	31	41.2	18	19	7	1	5	67	70.3
Oklahoma	01/03/2024	63-75	L	20-69	.290	10-33	.303	13-18	.722	15	28	43	41.3	13	13	16	2	4	63	69.8
Iowa St.	01/06/2024	75-80	L	32-65	.492	9-20	.450	2-6	.333	7	25	32	40.8	17	22	10	3	6	75	70.1
at Houston	01/10/2024	69-79	L	26-52	.500	7-17	.412	10-12	.833	12	25	37	40.5	20	13	25	4	1	69	70.1
Cincinnati	01/13/2024	68-58	W	25-52	.481	8-21	.381	10-17	.588	10	28	38	40.4	16	18	15	6	3	68	69.9
at Oklahoma St.	01/17/2024	50-82	L	18-52	.346	3-18	.167	11-22	.500	12	27	39	40.3	20	7	25	2	6	50	68.9
Texas Tech	01/20/2024	60-46	W	23-55	.418	6-14	.429	8-14	.571	12	27	39	40.3	15	12	12	5	7	60	68.5
at Kansas St.	01/27/2024	65-67	L	27-58	.466	5-12	.417	6-10	.600	12	32	44	40.4	20	18	17	2	6	65	68.3
at Kansas	01/31/2024	53-67	L	19-55	.345	8-20	.400	7-11	.636	9	20	29	39.9	23	13	14	1	5	53	67.6
West Virginia	02/03/2024	69-76	L	24-54	.444	11-22	.500	10-13	.769	15	22	37	39.8	18	16	23	3	6	69	67.7
Baylor	02/07/2024	78-66	W	30-57	.526	8-20	.400	10-13	.769	7	38	45	40.0	16	20	19	2	6	78	68.1
at Cincinnati	02/10/2024	69-57	W	28-59	.475	8-22	.364	5-6	.833	8	37	45	40.2	16	16	16	7	1	69	68.1
at UCF	02/13/2024	64-60	W	23-51	.451	4-18	.222	14-19	.737	6	27	33	39.9	16	14	13	3	6	64	68.0
Kansas	02/17/2024	62-70	L	24-62	.387	3-18	.167	11-18	.611	15	24	39	39.9	18	17	12	4	7	62	67.7
TCU	02/21/2024	58-68	L	21-62	.339	6-21	.286	10-10	1.000	10	23	33	39.6	17	14	8	3	4	58	67.4
at Iowa St.	02/24/2024	49-74	L	19-61	.311	5-23	.217	6-15	.400	13	27	40	39.7	12	14	12	2	2	49	66.8
Houston	02/28/2024	64-54	W	23-59	.390	9-22	.409	9-15	.600	13	25	38	39.6	11	15	18	0	10	64	66.7
Total		2000		737-1682	.438	210-579	.363	316-499	.633	326	862	1188	39.6	512	472	506	111	167	2000	66.7
Opponents		1961		693-1794	.386	202-604	.334	373-513	.727	301	710	1011	33.7	512	364	375	101	232	1961	65.4

BYU Averages

Games Played	Points/game	FG Pct	3FG Pct	FT Pct	Rebounds/game	Assists/game	Turnovers/game	Assist/Turnover ratio	Steals/game	Blocks/game
30	66.7	43.8	36.3	63.3	39.6	15.7	16.9	0.9	5.6	3.7



GAME 5: VS. SAINT LOUIS (W, 87-66)

PLAYED AT BYU HAWAII



Official Basketball Box Score - Final
BYU at Saint Louis
11/25/23 Cannon Activities Center, Laie
2023-24 Women's Basketball

Game Time: 3:00 PM
Game Duration: 3:55
Attendance: 220

Officials: Rochelle Bennett, Steve Percy, Courtney Donahue

BYU - 87

Record: 5-0

Box score table for BYU vs Saint Louis, listing player stats for minutes, field goals, 3-pointers, free throws, rebounds, fouls, and other metrics.

Shooting By Period table for BYU, showing FG%, 3PT%, FT%, and GM FG% for each quarter.

Technical Fouls:NONE

Dead Ball Rebounds: 2, 1

Saint Louis - 66

Record: 3-3

Box score table for Saint Louis vs BYU, listing player stats for minutes, field goals, 3-pointers, free throws, rebounds, fouls, and other metrics.

Shooting By Period table for Saint Louis, showing FG%, 3PT%, FT%, and GM FG% for each quarter.

Technical Fouls:Shavers 3rd:17

Dead Ball Rebounds: 3, 1

Summary statistics table for Game 5, including biggest lead, best scoring run, lead changes, times tied, and time with lead.

GAME 6: LMU (W, 74-58)



Official Basketball Box Score - Final
LMU (CA) at BYU
11/25/23 Marriott Center, Provo
2023-24 Women's Basketball

Game Time: 2:00 PM
Game Duration: 1:47
Attendance: 1,529

Officials: Tiffany Bird, Teresa Turner, Kyle Bacon

LMU (CA) - 58

Record: 1-4

Box score table for LMU (CA) vs BYU, listing player stats for minutes, field goals, 3-pointers, free throws, rebounds, fouls, and other metrics.

Shooting By Period table for LMU (CA), showing FG%, 3PT%, FT%, and GM FG% for each quarter.

Technical Fouls:NONE

Dead Ball Rebounds: 2, 0

BYU - 74

Record: 6-0

Box score table for BYU vs LMU (CA), listing player stats for minutes, field goals, 3-pointers, free throws, rebounds, fouls, and other metrics.

Shooting By Period table for BYU, showing FG%, 3PT%, FT%, and GM FG% for each quarter.

Technical Fouls:NONE

Dead Ball Rebounds: 6, 0

Summary statistics table for Game 6, including biggest lead, best scoring run, lead changes, times tied, and time with lead.

GAME 7: AT WYOMING (L, 86-74)



Official Basketball Box Score - Final
BYU at Wyoming
11/28/23 Arena-Auditorium, Laramie, Wyo.
2023-24 Women's Basketball

Game Time: 6:30 PM
Game Duration: 1:46
Attendance: 2,442

Officials: Melissa Barlow, Roy Gulbeyan, Benny Luna

BYU - 74

Record: 6-1

Box score table for BYU vs Wyoming, listing player stats for minutes, field goals, 3-pointers, free throws, rebounds, fouls, and other metrics.

Shooting By Period table for BYU, showing FG%, 3PT%, FT%, and GM FG% for each quarter.

Technical Fouls:NONE

Dead Ball Rebounds: 1, 0

Wyoming - 86

Record: 4-2

Box score table for Wyoming vs BYU, listing player stats for minutes, field goals, 3-pointers, free throws, rebounds, fouls, and other metrics.

Shooting By Period table for Wyoming, showing FG%, 3PT%, FT%, and GM FG% for each quarter.

Technical Fouls:NONE

Dead Ball Rebounds: 0, 0

Summary statistics table for Game 7, including biggest lead, best scoring run, lead changes, times tied, and time with lead.

GAME 8: AT UTAH (L, 87-68)



Official Basketball Box Score - Final
BYU at Utah
12/02/23 Jon M. Huntsman Center, Salt Lake City
Utah vs BYU

Game Time: 7:00 PM
Game Duration: 1:41
Attendance: 6,182

Officials: Robert Scofield, Alicia Murray, Kelly Broomfield

BYU - 68

Record: 6-2

Box score table for BYU vs Utah, listing player stats for minutes, field goals, 3-pointers, free throws, rebounds, fouls, and other metrics.

Shooting By Period table for BYU, showing FG%, 3PT%, FT%, and GM FG% for each quarter.

Technical Fouls:NONE

Dead Ball Rebounds: 0, 0

Utah - 87

Record: 7-1

Box score table for Utah vs BYU, listing player stats for minutes, field goals, 3-pointers, free throws, rebounds, fouls, and other metrics.

Shooting By Period table for Utah, showing FG%, 3PT%, FT%, and GM FG% for each quarter.

Technical Fouls:NONE

Dead Ball Rebounds: 2, 0

Summary statistics table for Game 8, including biggest lead, best scoring run, lead changes, times tied, and time with lead.



GAME 9: UTAH STATE (W, 72-66)

Official Basketball Box Score - Final
Utah St. at BYU
12/05/23 Marriott Center, Provo
2023-24 Women's Basketball
Game Time: 3:00 PM
Game Duration: 2:36
Attendance: 1,585
Officials: Kyle Bacon, Brian Woods, Nadl Caray

Utah St. - 66
Record: 3-5
Table with columns: NO. Name, Min, FG, 3P, FT, Rebounds, Fouls, TP, AS, TO, ST, Blocks, +/-
Includes shooting by period and technical fouls.

BYU - 72
Record: 7-2
Table with columns: NO. Name, Min, FG, 3P, FT, Rebounds, Fouls, TP, AS, TO, ST, Blocks, +/-
Includes shooting by period and technical fouls.

Summary statistics table for Game 9 including: Biggest lead, Best Scoring Run, Lead Changes, Times Tied, Time with Lead, Points from Turnovers, Paint, Second Chance, Fast Breaks, Bench, and Period by Period Scoring.

GAME 10: BOISE STATE (W, 65-50)

Official Basketball Box Score - Final
Boise St. at BYU
12/09/23 Marriott Center, Provo
2023-24 Women's Basketball
Game Time: 2:00 PM
Game Duration: 1:51
Attendance: 2,722
Officials: Cameron Inouye, Brian Garland, Corey Long

Boise St. - 50
Record: 7-3
Table with columns: NO. Name, Min, FG, 3P, FT, Rebounds, Fouls, TP, AS, TO, ST, Blocks, +/-
Includes shooting by period and technical fouls.

BYU - 65
Record: 8-2
Table with columns: NO. Name, Min, FG, 3P, FT, Rebounds, Fouls, TP, AS, TO, ST, Blocks, +/-
Includes shooting by period and technical fouls.

Summary statistics table for Game 10 including: Biggest lead, Best Scoring Run, Lead Changes, Times Tied, Time with Lead, Points from Turnovers, Paint, Second Chance, Fast Breaks, Bench, and Period by Period Scoring.

GAME 11: IDAHO STATE (W, 79-76 OT)

Official Basketball Box Score - Final
Idaho St. at BYU
12/16/23 Marriott Center, Provo
2023-24 Women's Basketball
Game Time: 2:00 PM
Game Duration: 2:28
Attendance: 1,911
Officials: Maj Forsberg, Teresa Turner, Nicole Leon

Idaho St. - 76
Record: 4-5
Table with columns: NO. Name, Min, FG, 3P, FT, Rebounds, Fouls, TP, AS, TO, ST, Blocks, +/-
Includes shooting by period and technical fouls.

BYU - 79
Record: 9-2
Table with columns: NO. Name, Min, FG, 3P, FT, Rebounds, Fouls, TP, AS, TO, ST, Blocks, +/-
Includes shooting by period and technical fouls.

Summary statistics table for Game 11 including: Biggest lead, Best Scoring Run, Lead Changes, Times Tied, Time with Lead, Points from Turnovers, Paint, Second Chance, Fast Breaks, Bench, and Period by Period Scoring.

GAME 12: AT MISSOURI STATE (L, 56-55)

Official Basketball Box Score - Final
BYU at Missouri St.
12/20/23 Great Southern Bank Arena, Springfield
2023-24 Women's Basketball
Game Time: 2:30 PM
Game Duration: 2:30
Attendance: 1,619
Officials: Corey Malone, Michelle Kramer, Jeremy McHugh

BYU - 55
Record: 9-3
Table with columns: NO. Name, Min, FG, 3P, FT, Rebounds, Fouls, TP, AS, TO, ST, Blocks, +/-
Includes shooting by period and technical fouls.

Missouri St. - 56
Record: 5-3
Table with columns: NO. Name, Min, FG, 3P, FT, Rebounds, Fouls, TP, AS, TO, ST, Blocks, +/-
Includes shooting by period and technical fouls.

Summary statistics table for Game 12 including: Biggest lead, Best Scoring Run, Lead Changes, Times Tied, Time with Lead, Points from Turnovers, Paint, Second Chance, Fast Breaks, Bench, and Period by Period Scoring.



GAME 13: VS. NEVADA (W, 72-59)

PLAYED AT MISSOURI STATE



Official Basketball Box Score - Final
Nevada at BYU
12/21/23 Great Southern Bank Arena, Springfield
2023-24 Women's Basketball

Game Time: 12:00 PM
Game Duration: 1:51

Officials: Missy Brooks, Jessica Fortner, Ty Bills

Box score table for Game 13: Nevada vs BYU. Columns include NO. Name, Min, FG, 3P, FT, Rebounds, Fouls, TP, AS, TO, ST, Blocks, +/-.

Shooting By Period and Technical Fouls data for Game 13.

Box score table for Game 14: BYU vs TCU. Columns include NO. Name, Min, FG, 3P, FT, Rebounds, Fouls, TP, AS, TO, ST, Blocks, +/-.

Shooting By Period and Technical Fouls data for Game 14.

Summary statistics table for Game 13: Biggest lead, Best Scoring Run, Lead Changes, Times Tied, Time with Lead.

Summary statistics table for Game 14: Biggest lead, Best Scoring Run, Lead Changes, Times Tied, Time with Lead.

GAME 14: AT TCU (L, 67-81)



Official Basketball Box Score - Final
BYU at TCU
12/30/23 Ed and Rae Scholmaier Arena, Fort Worth
2023-24 Women's Basketball

Game Time: 4:00 PM
Game Duration: 1:37
Attendance: 2,572

Officials: Brian Garland, In'Fini Robinson, Zac Bost

Box score table for Game 14: BYU vs TCU. Columns include NO. Name, Min, FG, 3P, FT, Rebounds, Fouls, TP, AS, TO, ST, Blocks, +/-.

Shooting By Period and Technical Fouls data for Game 14.

Box score table for Game 15: Oklahoma vs BYU. Columns include NO. Name, Min, FG, 3P, FT, Rebounds, Fouls, TP, AS, TO, ST, Blocks, +/-.

Shooting By Period and Technical Fouls data for Game 15.

Summary statistics table for Game 14: Biggest lead, Best Scoring Run, Lead Changes, Times Tied, Time with Lead.

Summary statistics table for Game 15: Biggest lead, Best Scoring Run, Lead Changes, Times Tied, Time with Lead.

GAME 15: OKLAHOMA (L, 75-63)



Official Basketball Box Score - Final
Oklahoma at BYU
01/06/24 Marriott Center, Provo
2023-24 Women's Basketball

Game Time: 7:00 PM
Game Duration: 2:03
Attendance: 1,748

Officials: Roy Gubeyan, Tiffany Bird, Kyle Bacon

Box score table for Game 15: Oklahoma vs BYU. Columns include NO. Name, Min, FG, 3P, FT, Rebounds, Fouls, TP, AS, TO, ST, Blocks, +/-.

Shooting By Period and Technical Fouls data for Game 15.

Box score table for Game 16: Iowa State vs BYU. Columns include NO. Name, Min, FG, 3P, FT, Rebounds, Fouls, TP, AS, TO, ST, Blocks, +/-.

Shooting By Period and Technical Fouls data for Game 16.

Summary statistics table for Game 15: Biggest lead, Best Scoring Run, Lead Changes, Times Tied, Time with Lead.

Summary statistics table for Game 16: Biggest lead, Best Scoring Run, Lead Changes, Times Tied, Time with Lead.

GAME 16: IOWA STATE (L, 75-80)



Official Basketball Box Score - Final
Iowa St. at BYU
01/06/24 Marriott Center, Provo
2023-24 Women's Basketball

Game Time: 4:00 PM
Game Duration: 1:57
Attendance: 1,872

Officials: Maj Forsberg, Brian Enterline, Kim Hobbs

Box score table for Game 16: Iowa State vs BYU. Columns include NO. Name, Min, FG, 3P, FT, Rebounds, Fouls, TP, AS, TO, ST, Blocks, +/-.

Shooting By Period and Technical Fouls data for Game 16.

Box score table for Game 17: ISU vs BYU. Columns include NO. Name, Min, FG, 3P, FT, Rebounds, Fouls, TP, AS, TO, ST, Blocks, +/-.

Shooting By Period and Technical Fouls data for Game 17.

Summary statistics table for Game 16: Biggest lead, Best Scoring Run, Lead Changes, Times Tied, Time with Lead.

Summary statistics table for Game 17: Biggest lead, Best Scoring Run, Lead Changes, Times Tied, Time with Lead.



GAME 17: AT HOUSTON (L, 79-69)

Official Basketball Box Score - Final
BYU at Houston
01/19/24 Ferritta Center, Houston
2023-24 Women's Basketball
Game Time: 7:00 PM
Game Duration: 2:01
Attendance: 805
Officials: Michael McConnell, Scott Yarbrough, Reywina Seales

Shooting By Period
1st FG% 5-11 45.5%
3PT% 1-3 33.3%
FT% 1-2 50.0%
2nd FG% 6-10 60.0%
3PT% 1-2 50.0%
FT% 0-0 0%
3rd FG% 5-12 41.7%
3PT% 3-6 50.0%
FT% 6-6 100%

Biggest lead 1 (1st 9:05)
Best Scoring Run 14 (2nd 6:39)
Lead Changes 2
Times Tied 0
Time with Lead 01:01

GAME 18: CINCINNATI (W, 68-58)

Official Basketball Box Score - Final
Cincinnati at BYU
01/19/24 Marriott Center, Provo
2023-24 Women's Basketball
Game Time: 4:00 PM
Game Duration: 2:02
Attendance: 1,786
Officials: Julie Krommenhoek, Tiffany Bird, Infrini Robinson

Shooting By Period
1st FG% 5-17 29.4%
3PT% 1-3 33.3%
FT% 1-1 100.0%
2nd FG% 5-13 38.5%
3PT% 1-3 33.3%
FT% 3-4 75%
3rd FG% 6-13 46.2%
3PT% 3-4 75.0%
FT% 3-4 75%

Biggest lead 3 (1st 9:08)
Best Scoring Run 9 (3rd 7:53)
Lead Changes 5
Times Tied 3
Time with Lead 04:06

GAME 19: AT OKLAHOMA STATE (L, 82-50)

Official Basketball Box Score - Final
BYU at Oklahoma St.
01/17/24 Gallagher-Iba Arena, Stillwater
2023-24 Women's Basketball
Game Time: 6:30 PM
Game Duration: 1:57
Attendance: 2,044
Officials: Maj Forsberg, Brian Garland, Denoya Pugh

Shooting By Period
1st FG% 3-13 23.1%
3PT% 0-5 0.0%
FT% 2-5 40%

Biggest lead 0 (1st 10:00)
Best Scoring Run 6 (2nd 6:19)
Lead Changes 0
Times Tied 0
Time with Lead 00:00

GAME 20: TEXAS TECH (W, 60-48)

Official Basketball Box Score - Final
Texas Tech at BYU
01/20/24 Marriott Center, Provo
2023-24 Women's Basketball
Game Time: 4:00 PM
Game Duration: 1:57
Attendance: 1,873
Officials: Metta Christensen, Brian Woods, Kelly Bloomfield

Shooting By Period
1st FG% 7-14 50.0%
3PT% 1-5 20.0%
FT% 3-4 75%

Biggest lead 3 (1st 8:09)
Best Scoring Run 7 (3rd 8:42)
Lead Changes 1
Times Tied 0
Time with Lead 01:08



GAME 25: AT CINCINNATI (W, 69-57)



Official Basketball Box Score - Final
BYU at Cincinnati
02/10/24 Fifth Third Arena, Cincinnati
2023-24 Women's Basketball

Game Time: 12:00 PM
Game Duration: 1:51
Attendance: 1,084

Officials: Cameron Inouye, Lisa Jones, Billy Smith

Main game box score for Game 25 showing player stats (NO. Name, Min, FG, 3P, FT, Rebounds, Fouls, TP, AS, TO, ST, Blocks BS BA +/-) and team totals.

Shooting By Period and Technical Fouls section for Game 25, including 1st-4th FG percentages and fouls.

Summary statistics for Game 25 including Biggest lead, Best Scoring Run, Lead Changes, Times Tied, Time with Lead, Points from Turnovers, Paint, Second Chance, Fast Breaks, and Bench.

GAME 26: AT UCF (W, 64-60)



Official Basketball Box Score - Final
BYU at UCF
02/13/24 Addition Financial Arena, Orlando
2023-24 Women's Basketball

Game Time: 6:00 PM
Game Duration: 2:00
Attendance: 849

Officials: Michael McConnell, Heynya Seales, Xiomara Cruz-Johnson

Main game box score for Game 26 showing player stats (NO. Name, Min, FG, 3P, FT, Rebounds, Fouls, TP, AS, TO, ST, Blocks BS BA +/-) and team totals.

Shooting By Period and Technical Fouls section for Game 26, including 1st-4th FG percentages and fouls.

Summary statistics for Game 26 including Biggest lead, Best Scoring Run, Lead Changes, Times Tied, Time with Lead, Points from Turnovers, Paint, Second Chance, Fast Breaks, and Bench.

GAME 27: KANSAS (L, 70-62)



Official Basketball Box Score - Final
Kansas at BYU
02/11/24 Marriott Center, Provo
2023-24 Women's Basketball

Game Time: 4:00 PM
Game Duration: 2:11
Attendance: 2,317

Officials: Julie Krommenhoek, Scott Yarborough, Tiffany Bird

Main game box score for Game 27 showing player stats (NO. Name, Min, FG, 3P, FT, Rebounds, Fouls, TP, AS, TO, ST, Blocks BS BA +/-) and team totals.

Shooting By Period and Technical Fouls section for Game 27, including 1st-4th FG percentages and fouls.

Summary statistics for Game 27 including Biggest lead, Best Scoring Run, Lead Changes, Times Tied, Time with Lead, Points from Turnovers, Paint, Second Chance, Fast Breaks, and Bench.

GAME 28: TCU (L, 58-68)



Official Basketball Box Score - Final
TCU at BYU
02/21/24 Marriott Center, Provo
2023-24 Women's Basketball

Game Time: 7:00 PM
Game Duration: 1:54
Attendance: 1,451

Officials: Roy Gubeyan, Kim Hobbs, Teresa Turner

Main game box score for Game 28 showing player stats (NO. Name, Min, FG, 3P, FT, Rebounds, Fouls, TP, AS, TO, ST, Blocks BS BA +/-) and team totals.

Shooting By Period and Technical Fouls section for Game 28, including 1st-4th FG percentages and fouls.

Summary statistics for Game 28 including Biggest lead, Best Scoring Run, Lead Changes, Times Tied, Time with Lead, Points from Turnovers, Paint, Second Chance, Fast Breaks, and Bench.



GAME 29: AT IOWA STATE (L, 74-49)



Official Basketball Box Score - Final
BYU at Iowa State
02/24/24 James H. Hilton Coliseum, Ames, Iowa
2023-24 Women's Basketball

Game Time: 6:02 PM
Game Duration: 1:39
Attendance: 10,896

Officials: Cameron Inouye, Bill Larence, Missy Brooks

BYU - 49
Record: 15-14 (5-11)
Table with columns: NO. Name, Min, FG, 3P, FT, Rebounds, Fouls, TP, AS, TO, ST, Blocks, +/-, Shooting By Period (1st-4th FG, 3PT, FT), GM FG%, 3PT%, FT%

Technical Fouls: NONE

Dead Ball Rebounds: 6, 0

Iowa State - 74
Record: 16-10 (10-6)
Table with columns: NO. Name, Min, FG, 3P, FT, Rebounds, Fouls, TP, AS, TO, ST, Blocks, +/-, Shooting By Period (1st-4th FG, 3PT, FT), GM FG%, 3PT%, FT%

Technical Fouls: NONE

Dead Ball Rebounds: 1, 1

Summary table with columns: BYU, ISU, Biggest lead, Best Scoring Run, Lead Changes, Times Tied, Time with Lead, Points from Turnovers, Paint, Second Chance, Fast Breaks, Bench, Period by Period Scoring (1st, 2nd, 3rd, 4th, TOT)

GAME 30: HOUSTON (W, 64-54)



Official Basketball Box Score - Final
Houston at BYU
02/29/24 Marriott Center, Provo
2023-24 Women's Basketball

Game Time: 7:00 PM
Game Duration: 2:12
Attendance: 1,760

Officials: Jule Krommenhoek, Brian Woods, Billy Smith

Houston - 54
Record: 13-15 (4-13)
Table with columns: NO. Name, Min, FG, 3P, FT, Rebounds, Fouls, TP, AS, TO, ST, Blocks, +/-, Shooting By Period (1st-4th FG, 3PT, FT), GM FG%, 3PT%, FT%

Technical Fouls: Team 4th 8:39

Dead Ball Rebounds: 0, 0

BYU - 64
Record: 16-14 (6-11)
Table with columns: NO. Name, Min, FG, 3P, FT, Rebounds, Fouls, TP, AS, TO, ST, Blocks, +/-, Shooting By Period (1st-4th FG, 3PT, FT), GM FG%, 3PT%, FT%

Technical Fouls: NONE

Dead Ball Rebounds: 2, 0

Summary table with columns: HOUST, BYU, Biggest lead, Best Scoring Run, Lead Changes, Times Tied, Time with Lead, Points from Turnovers, Paint, Second Chance, Fast Breaks, Bench, Period by Period Scoring (1st, 2nd, 3rd, 4th, TOT)

GAME 31: AT TEXAS

GAME 32: BIG 12 CHAMPIONSHIP GAME 1





1 Amari Whiting
5-10 | Guard | FR
Boise, Idaho



2 Kylie Krebs
5-6 | Guard | JR
Oahu, Hawaii



4 Ali'a Mataava
6-0 | Forward | FR
Las Vegas, Nevada



5 Arielle Mackey-Williams
5-9 | Guard | JR
Ngati Porou, New Zealand



10 Kailey Woolston
5-11 | Guard | FR
Highland, Utah



11 Kaylee Smiler
5-8 | Guard | SR
Hamilton, New Zealand



12 Lauren Gustin
6-1 | Forward | SR
Salem, Utah



15 McKinley Willardson
6-10 | Forward | FR
Los Angeles, California



20 Marina Mata
6-4 | Forward | FR
Barbastro, Spain



21 Heather Hamson
6-3 | Forward | JR
Lindon, Utah



24 Rose Bubakar
6-0 | Forward | JR
Frederick, Maryland




25 Emma Calvert
6-4 | Forward | JR
Farr West, Utah




30 Lauren Davenport
5-11 | Guard | JR
Idaho Falls, Idaho



 **Amber Whiting**
Head Coach



 **Lee Cummar**
Assistant Coach



 **Morgan Bailey**
Assistant Coach



 **John Wardenburg**
Assistant Coach



 **Josh Edwards**
Director of Player Development




 **Alli Winters**
Director of Video and Strategy



 **Natalie Lainhart**
Director of Basketball Operations



 **Steven Arnold**
Strength and Conditioning Coach



 **Jeff Hurst**
Head Trainer



 **Austin Rustand**
Director of Communications

5 players scored in double figures 12/16/23 vs. Idaho State, Williams 26, George 11, Traore 11, Robinson 11, Saunders 10	Did not make a 3-point field goal 3/8/14 vs. Loyola Marymount, (0-12) W	Lost by 30-plus points 2/23/19 at Gonzaga (34) 68-102
6 players scored in double figures 1/20/21 vs. Central Methodist, Lohner 19, Baxter 13, George 11, Johnson 10, Knell 10	Opponent did not make a 3-point field goal 11/13/19 vs. Southern Utah (0-12) W	Lost by 25-plus points 12/1/20 vs. USC (26) 53-79
No players scored in double figures 2/21/05 at Air Force, 39-70 L	BYU had five or fewer turnovers 1/11/20 vs. Portland, 5 W	Played an overtime game 11/25/22 vs. Dayton, 79-75 W (OT)
One player recorded a double-double 12/10/22 vs. Creighton Fousseyni Traore, 11 points, 12 rebounds	BYU committed 25-plus turnovers 12/15/07 vs. Pepperdine, 29 W	Won in single overtime 11/25/22 vs. Dayton 79-75 (OT)
Two players recorded a double-double 2/20/20 vs. Santa Clara Yoeli Childs 22 points, 11 rebounds Jake Toolson 20 points, 10 rebounds	BYU committed 11 or less team fouls in a game 12/20/22 vs. Lindenwood, 11 W	Lost in overtime 12/1/21 at Utah Valley, 65-72 L (OT)
One player recorded a triple-double 3/16/16 vs. UAB Kyle Collinsworth, 19 points, 10 rebounds, 12 assists	BYU scored 90 points 12/20/22 vs. Lindenwood, 90-61 W	Played a double OT game 1/30/21 vs. Pacific, 95-87 W (2OT)
Two double-digit rebounders 12/1/21 at Utah Valley Caleb Lohner 11, Alex Barcello 11	BYU scored 100 points 11/29/22 vs. Westminster, 100-70 W	Played a triple OT game 1/23/14 at Portland, 114-110 L (3OT)
Six players had 5 or more rebounds 1/20/21 vs. Central Methodist, Lohner 19, Baxter 13, George 11, Johnson 10, Knell 10	BYU scored 110 points 2/11/16 at San Francisco, 114 W	Won 10-straight games 2010-11 (10)
Four players had 9 or more rebounds 12/30/06 vs. Seton Hall, Cummarid 12, Plaisted 9, Young 9, Ainge 9	BYU scored less than 50 points in a game 1/15/08 at UNLV, 41-70 L	Won 15-straight games 2009-10 (15)
Two players fouled out 12/3/22 vs. South Dakota Trey Stewart, Gideon George	Held opponent to less than 50 points in a game 12/29/22 at Pacific, 69-49 W	Lost 3-straight games 2018-19, vs. UNLV, @ San Diego State, @ Mississippi State
Three or more players fouled out 12/1/18 at Weber State Yoeli Childs, TJ Haws, Connnor Harding	BYU scored less than 40 points in a game 2/21/05 at Air Force, 39-70 L	Lost 4-straight games 2021-22, @ Santa Clara, @ Pacific, San Francisco, Gonzaga
A BYU player received a technical/flagrant foul 12/17/22 vs. Utah, Gideon George	Held opponents to less than 40 points in a game 12/22/21 vs. South Florida 54-39 W	Lost 5-straight games 2004-05, @ UNM, @ AFA, @ Utah, UNLV, vs. UNM [at MWC]
An opponent player received a technical/flagrant foul 12/31/22 vs. Portland, Chika Nduka	Shot 60% from the field 2/4/21 at Portland (.627) 42-67	Lost 9-straight games 1997-98
A BYU coach received a technical foul 12/1/21 at Utah Valley, Mark Pope	Opponent shot 60% from the field 1/13/22 at Gonzaga (.694) 43-62	Lost 10-straight games 1996-97 (21) - school record
An opponent coach received a technical foul 12/31/22 vs. Portland, Shantay Legans	Shot 70% from the field in a half 12/21/19 vs. Weber State (.800) 20-25	Played an NCAA tournament game 3/20/21 vs. UCLA - NCAA 1st Round, 62-73
A BYU player ejected from a game 2/29/20 at Pepperdine, Jake Toolson (left the bench)	Did not miss a 2-point FG attempt in a half 2/23/04 vs. Air Force, 13-13 inside the arc, (14-17, .824 overall)	Won an NCAA tournament game 3/13/12 vs. Iona - NCAA 1st Round, 78-72
An opponent player ejected from a game 1/23/20 at Pacific, Amari McCray (flagrant 2 fouls)	Shot less than 30% from the field 12/1/20 vs. USC (.275) 16-69	Won two NCAA tournament games 1980-81 Princeton 60-51, UCLA 78-55, Notre Dame 51-50, then lost to Virginia 60-74 2010-11 Wofford 74-66, Gonzaga 89-67
A coach ejected from the game 11/15/17 at Princeton Princeton coach Mitch Henderson (2 technical fouls)	Shot 100% from the free throw line 2/24/22 vs. Loyola Marymount (.6-6)	Won three NCAA tournament games 1980-81 Princeton 60-51, UCLA 78-55, Notre Dame 51-50, then lost to Virginia 60-74
AT LEAST two players scored 20+ points 1/30/21 vs. Pacific, Averette - 24, Barcell - 23	Shot 90% from the free throw line (min. 10 att.) 1/27/21 at Pepperdine (.947) 18-19	Played in the NIT 2021-22
Three players scored 20+ points 2/20/20 vs. Santa Clara, Haws 28, Childs 22, Toolson 20	Shot less than 50% from the free throw line 3/19/22 vs. Northern Iowa (.333) 2-6	Won an NIT game 3/19/22 Northern Iowa, 90-71
Four players scored 20+ points 1/13/79 vs. New Mexico, D. Ainge 27, Runia 25, Durrant 20, Taylor 20	Shot 60% on 3-pointers 12/18/21 at Weber State (.615), 16-26	Won two NIT games 2021-22 LBSU, 93-72, UNI 90-71
Two players scored 25+ points 1/23/20 at Pacific, Toolson 28, Childs 26	Shot 70% on 3-pointers 12/11/13 vs. Prairie View A&M (.714), 10-14	Won three NIT games 2015-16 Advanced to NIT semifinals [appearance vacated by the NCAA] 2012-13 Advanced to NIT semifinals 1965-66 NIT Champions 1950-51 NIT Champions
A player scored 30+ points 2/12/22 at Pepperdine, Alex Barcello 33	Opponent scored less than 20 points in the 1st half 11/16/21 vs. #12 Oregon, 18 (37-18, 81-49 W)	Won a conference tournament 2000-01
A player scored 40+ points 12/23/15 vs. New Mexico, Chase Fischer 41	Opponent scored less than 20 points in the 2nd half 12/22/21 vs. South Florida, 17 (23-17, 54-39) W	Won a regular season conference title 2010-11
A player attempted 20 or more field goals 12/11/21 vs. Creighton, Alex Barcello 20	BYU scored less than 20 points in the 1st half 3/9/19 vs. San Diego, 19 (BYU trailed 19-46)	Won a conference regular season outright 2007-08
A player had 5 or more steals 1/4/20 vs. Loyola Marymount, Jake Toolson 5	BYU scored less than 20 points in the 2nd half 1/15/00 vs. Utah, 19	Defeated a ranked team 12/10/22 vs. No. 21 Creighton (21/21), 83-80
A player had 5 or more blocks 2/27/21 vs. Saint Mary's, Matt Haarms 6	Opponent scored 50 or more points in a half 11/23/22 vs. USC, 51	Defeated a ranked team at home 2/20/20 vs. Gonzaga (2/2), 91-78
A player had double-digit assists 12/21/20 vs. Texas Southern, Alex Barcello 10	BYU scored 50 or more points in the first half 3/9/21 vs. Gonzaga, 53	Defeated a ranked team on the road 12/18/20 at San Diego State (18/20), 72-62
A player made double-digit free throws 11/9/21 vs. Cleveland State, Alex Barcello 13	BYU scored 50 or more points in the second half 12/20/22 vs. Lindenwood 51	Was ranked in the Top 25 AP Poll 12/6/21 Ranked 24th
A player shot 100% from the free throw line (min. 8 att.) 12/3/22 vs. South Dakota, Rudi Williams (8-8)	BYU scored 60 or more points in the first half 11/29/22 vs. Westminster, 63	Was ranked in the Top 25 Coaches Poll 12/6/21 Ranked 23rd
A player shot 100% from the floor (min. 5 att.) 2/3/22 San Francisco, Atiki Ally Atiki (5-5)	BYU scored 60 or more points in the second half 1/30/20 vs. Pepperdine, 61	Finished season ranked in the Top 25 polls 2019-20 16th (Coaches), 18th (AP)
A player shot 100% from threes (min. 3 att.) 12/20/22 vs. Lindenwood, Jaxson Robinson (4-4) Rudi Williams (3-3)	Won by 60 or more points (largest margin ever) 12/22/06 vs. Western Oregon (62) 102-40	
	Won by 50 or more points 2/20/16 vs. San Diego (58) 91-33	
	Won by 40 or more points 2/4/21 at Portland (45) 105-60	
	Won by 30 or more points 12/15/22 vs. Western Oregon (33) (97-64)	
	Won by 25 or more points 12/20/22 vs. Lindenwood (29) (90-61)	
	Lost by 35-plus points 11/22/04 vs. North Carolina (36) 86-50	

Individual Single Game Records

1,000, 8-8	Behka Stafford	at UTEP	3/12/93
1,000, 8-8	Thais Kidd	at Utah	3/12/92
1,000, 8-8	Lisa Rathbun	at Southern Utah	1/22/91
1,000, 8-8	Lisa White	at Wyoming	1/26/91
.923, 12-13	Erin Thorn	Texas	11/22/02
.923, 12-13	Erin Thorn	UNLV	3/12/03
.917, 11-12	Shawnee Slade	Santa Clara	11/22/06
.909, 10-11	Shaylee Gonzales	Florida State	11/29/21
.900, 9-10	Jennifer Hamson	at San Francisco	2/8/14
.900, 9-10	Mindy Nelson Bonham	at Nevada	11/18/08
.889, 16-18	Makenzi Morrison	Gonzaga	02/28/15
.889, 8-9	Jennifer Hamson	at Cal St. Northridge	11/23/13
.889, 8-9	Jasmine Foreman	SOSU	1/23/10
.875, 7-8	Lexi Eaton	Gonzaga	2/15/14
.875, 7-8	Lexi Eaton	at San Diego	1/18/14
.875, 7-8	Kristen Riley	at Portland	1/2/12

