



# MEN'S BASKETBALL

23-6 OVERALL 12-4 BIG 12 (17-0 HOME 5-4 AWAY 1-2 NEUTRAL)



**RYAN WORKMAN**  
Associate Director  
Athletics Communications

Iowa State Athletics  
Jacobson Athletic Building  
Ames, Iowa 50011

(701) 809-6597  
rworkman@iastate.edu



**IOWA STATE CYCLONES**  
23-6 overall (12-4 Big 12)

VS



**BYU COUGARS**  
21-8 overall (9-7 Big 12)

**Head Coach:** T.J. Otzelberger **Polls:** (AP/Coaches): 6/6  
**Overall:** 163-96 (8th year) **NET/BPI/KENPom:** 8/9/10  
**At ISU:** 64-33 (3rd year)

**Head Coach:** Mark Pope  
**Overall:** 185-105 (9th year)  
**At BYU:** 108-49 (5th year)

**Polls:** (AP/Coaches): 20/23  
**NET/BPI/KENPom:** 12/16/16

**WED., MARCH 6, 2024 / 8 P.M.**

James H. Hilton Coliseum (14,267) / Ames, Iowa



Cyclone Radio Network  
John Walters, pxp  
Eric Heft, analyst



Clay Matvick, pxp  
Jess Settles, analyst

**CYCLONES.com**

Live Stats  
at  
CycloneStats.com

## 2023-24 SCHEDULE

### NOVEMBER (5-2)

6	GREEN BAY (B12N)	W, 85-44
9	LINDENWOOD (B12N)	W, 102-47
12	IDAHO STATE (B12N)	W, 86-55
19	GRAMBLING STATE (B12N)	W, 92-37
23	+vs. VCU (ESPN2)	W, 68-64
24	+vs. Virginia Tech (ESPN2)	L, 62-71
26	+vs. #12 Texas A&M (ESPN2)	L, 69-73

### DECEMBER (6-0)

1	~at DePaul (FS1)	W, 99-80
7	IOWA (ESPNU)	W, 90-65
10	PRAIRIE VIEW A&M (B12N)	W, 107-56
17	FLORIDA A&M (B12N)	W, 96-58
21	EASTERN ILLINOIS (B12N)	W, 80-48
31	NEW HAMPSHIRE (B12N)	W, 85-70

### JANUARY (5-2)

6	*at #11 Oklahoma (B12N)	L, 63-71
9	*#2 HOUSTON (ESPN2)	W, 57-53
13	*OKLAHOMA STATE (B12N)	W, 66-42
16	*at #20 BYU (B12N)	L, 72-87
20	*at #19 TCU (ESPNU)	W, 73-72
24	*KANSAS STATE (ESPN2)	W, 78-67
27	*#7 KANSAS (CBS)	W, 79-75

### FEBRUARY (6-2)

3	*at #18 Baylor (ESPN2)	L, 68-70
6	*at Texas (LHN)	W, 70-65
10	*TCU (ESPN2)	W, 71-59
13	*at Cincinnati (ESPN2)	W, 68-59
17	*TEXAS TECH (B12N)	W, 82-74
19	*at #2 Houston (ESPN)	L, 65-73
24	*WEST VIRGINIA (ESPN2)	W, 71-64
28	*OKLAHOMA (B12N)	W, 58-45

### MARCH (1-0)

2	*at UCF (B12N)	W, 60-52
6	*#20 BYU (ESPN2)	8 p.m.
9	*at Kansas State (ESPN2)	1 p.m.
14-16	*Phillips 66 Big 12 Championship	TBA

### All Times Central

\* Big 12 Game  
~ ESPN Events Invitational at Kissimmee, Fla.  
~ BIG EAST/Big 12 Battle  
^ Phillips 66 Big 12 Championship at Kansas City, Mo.  
B12N = Big 12 Now on ESPN+  
LHN = Longhorn Network

## THE LEAD

No. 6 Iowa State looks to make history Wednesday night against No. 20 BYU, as the Cyclones go for the fifth perfect season in Hilton Coliseum history. ISU also was undefeated at home in 1985-86, 1992-93, 1999-00 and 2000-01.

## KEY STORYLINES

- The Cyclones went 6-2 in the month of February, having won four-straight games around the two losses. Both losses came on the road at No. 18 Baylor and No. 2 Houston. It was the first time ISU had won six games in February since winning seven in 2017.
- Iowa State has won 17-straight games at Hilton Coliseum, the sixth longest active home winning streak in the country. ISU and Samford are the only undefeated teams in the country at home with at least 17 wins.
- Iowa State is 27-1 under T.J. Otzelberger when four or more players score in double figures.
- The six highest scoring Cyclone outputs under Otzelberger have all come this season, including a pair of 100 point performances. Nine of the 10 highest under Otz have also come this season.
- Otzelberger was named to the Naismith Late Season Coach of the Year watchlist. It is the second-straight year he's been on the list that includes 15 coaches.
- The Cyclones have scored 90 or more points six times this season. It is the most times hitting that mark in a season since the 2016-17 team did so eight times.
- Only eight players in the country are averaging at least 12.3 points, 4.6 rebounds, 4.2 assists and 1.7 steals per game this season. Two of them reside in the Cyclone backcourt in Tamin Lipsey and Keshon Gilbert, with ISU being the only school in the nation with multiple players hitting those marks.
- Twice this season Gilbert has been named the Big 12 Newcomer of the Week. Gilbert leads the Cyclones in scoring at 13.8 points per game, while ranking second in assists at 4.2 per game.
- Lipsey is averaging 12.3 points, 5.1 assists, 4.6 rebounds and 2.8 steals this year. He is one of 16 players in the country to average those numbers since 1996-97. Lipsey earned ESPN Events Invitational All-Tournament honors and turned in the seventh triple-double in school history against DePaul. Against Prairie View A&M, he broke the school record for steals in a game with eight. He has been named to the Naismith National Player of the Year Midseason Team and the Naismith Defensive Player of the Year Watchlist.
- Lipsey had a school-record steal streak of 34-straight games snapped this season. It was the second longest streak in the country. He has a steal in 59 of the 61 games he has played.
- Under Otz, ISU is 35-7 against non-con opponents. The 35 wins are tied for the ninth-most in the nation and the .833 winning percentage is the seventh-best.
- One of the nation's toughest venues, ISU will play 18 games in Hilton Coliseum this year. In its 53rd year, Iowa State owns a .747 winning percentage and picked up its 600th win in the venue Dec. 7 against Iowa. ISU's 17 wins at Hilton this season are tied for the second-most home wins in school history in a season.

## POSSIBLE STARTERS

No.	Name	Pos.	Ht.	Wt.	Yr.	Pts.	Reb.	Ast.	FG%	3P%	FT%
0	Tre King	F	6-7	230	Sr.	9.4	5.0	0.7	.512	.310	.790
<i>Transferred to Iowa State in December 2021...First full season eligible for the Cyclones.</i>											
3	Tamin Lipsey	G	6-1	200	So.	12.3	4.6	5.2	.415	.356	.681
<i>The 15th player in school history from Ames High School...Started every game he has played in career.</i>											
10	Keshon Gilbert	G	6-4	200	Jr.	13.8	4.6	4.1	.451	.337	.715
<i>Transfer from UNLV...Originally committed to T.J. Otzelberger while head coach at UNLV.</i>											
12	Robert Jones	F	6-10	255	Sr.	8.2	4.4	1.0	.619	-	.506
<i>Transfer from Denver...In his third year at ISU...Nicknamed Big Rob Energy for his enthusiasm he brings.</i>											
22	Milan Momcilovic	F	6-8	220	Fr.	11.5	3.2	1.3	.432	.366	.806
<i>His six 3-pointers against Green Bay were most by freshman starter in ISU debut.</i>											

## ISU BASKETBALL HISTORY

**All-Time Record** 1,454-1,397 (.510)  
**Hilton Coliseum Record** 612-207 (.747)  
**NCAA Tournament Appearances** 22

## FOLLOW THE CYCLONES



/IowaStateMensBasketball



@CycloneMBB



@CycloneMBB



cyclones.com

## HEAD COACH

### T.J. OTZELBERGER

3rd season at Iowa St.

**College:** UW-Whitewater (2001)

**Wife:** Alison Lacey

**Children:** Son: Jayce;  
Daughters: Olivia, Stella

**Born:** Sept. 17, 1977 (46yo)

**Hometown:** Milwaukee, Wis.

**High School:** St. Thomas More



## COACHING EXPERIENCE

Year	Position	School
2001-04	Coach/AD	Catholic Central HS (Burlington, Wis.)
2004-05	Asst. Coach	Chipola College
2006-13	Asst. Coach	Iowa State
2013-15	Asst. Coach	Washington
2015-16	Asst. Coach	Iowa State
2016-19	Head Coach	South Dakota State
2019-21	Head Coach	UNLV
2021-pres.	Head Coach	Iowa State

## COACH NOTES

- Named 21st head men's basketball coach at Iowa State on March 18, 2021.
- Over two stints as an assistant coach and his time as a head coach, Iowa State has compiled a 208-152 record with Otzelberger on staff. That includes five trips to the NCAA Tournament and two Sweet 16 berths.
- 2018 Summit League Coach of the Year.
- Served as an assistant coach at Iowa State for eight seasons, working under Greg McDermott, Fred Hoiberg and Steve Prohm.
- Among Cyclones signed and developed: Wesley Johnson (NBA), Justin Hamilton (NBA), Royce White (NBA), Chris Allen, Will Clyburn, Tyrus McGee, Georges Niang (NBA), Monté Morris (NBA), Abdel Nader (NBA), Matt Thomas (NBA), Scott Christopherson, Naz Mitrou-Long (NBA), Deonte Burton (NBA) and Izaiah Brockington (NBA).
- Three times as a head coach a player was named an All-American.
- Wife, Alison, was a three-time All-Big 12 player for the Cyclones and played for the WNBA's Seattle Storm. She was inducted into the ISU Athletics Hall of Fame in 2022.

## MILESTONE WINS

Win	Date	Opponent	Score
1	11-16-16	Wayne State (Neb.)	80-72
25	11-28-17	Ole Miss	99-97 (OT)
50	11-20-18	UTSA	99-79
75	12-21-19	Robert Morris	81-69
100	11-09-21	Kennesaw State	84-73
125	11-24-22	Villanova	81-79 (OT)
150	12-21-23	Eastern Illinois	80-48

## 2023-24 ROSTER

No.	Name	Pos.	Ht.	Wt.	Year	Hometown (Last School)
0	Tre King	F	6-7	230	Sr.	Lexington, Ky. (Eastern Kentucky)
1	Jackson Paveletzke	G	6-2	185	So.	Kimberly, Wis. (Wofford)
2	Jelani Hamilton	G	6-5	195	Fr.	Marietta, Ga. (Wheeler)
3	Tamin Lipsey	G	6-1	200	So.	Ames, Iowa (Ames)
4	Demarion Watson	G	6-7	220	So.	Maple Grove, Minn. (Totino-Grace)
5	Curtis Jones	G	6-4	190	Sr.	Minneapolis, Minn. (Buffalo)
10	Keshon Gilbert	G	6-4	200	Jr.	St. Louis, Mo. (UNLV)
11	Kayden Fish	F	6-6	250	Fr.	Kansas City, Mo. (Staley)
12	Robert Jones	F	6-10	255	Sr.	Prior Lake, Minn. (Denver)
13	Cade Kelderman	G	6-1	180	Fr.	Waukee, Iowa (Northwest)
22	Milan Momcilovic	G	6-8	220	Fr.	Pewaukee, Wis. (Pewaukee)
23	Conrad Hawley	F	6-5	220	Jr.	Raymore, Mo. (Peculiar)
24	Hason Ward	F	6-9	230	Sr.	St. Thomas, Barbados (VCU)
30	JT Rock	C	7-1	255	Fr.	Sioux Falls, S.D. (Lincoln)
33	Omaha Biliew	F	6-8	225	Fr.	Denison, Iowa (Waukee)

**Roster Note:** Iowa State is advancing players' classification even though the 2020-21 season did not affect eligibility. Those that wish to take advantage of the extra year will be listed as a senior again after their original eligibility would have been exhausted.

**Head Coach:** T.J. Otzelberger (3rd Year)

**Assistant Coaches:** JR Blount (3rd Year); Kyle Green (3rd Year); Nate Schmidt (2nd Year)

**Director of Basketball Operations:** Micah Byars (13th Year)

**Director of Player Development:** Erik Crawford (2nd Year)

**Assistant Director of Player Development:** Stevie Taylor (1st Year)

**Graduate Assistants:** Brian Pearson (1st Year); Lavonte Davis (1st Year)

**Data Analytics Specialist:** Thomas Pollard (2nd Year)

**Strength and Conditioning Coach:** Pete Link (3rd Year)

**Athletic Trainer:** Vic Miller (22nd Year)

## PRONUNCIATION GUIDE

T.J. Otzelberger	OTTS-ull-burger	Tamin Lipsey	TAY-min
JR Blount	J-R rhymes with count	Milan Momcilovic	MEE-lun Mome-CHEE-lo-veech
Omaha Biliew	OH-muh-HAW b'LOO	Jackson Paveletzke	PAV-uh-LET-ski (rhymes with have)
Keshon Gilbert	KEY-shonn	Hason Ward	Huh-SAHN
Cade Kelderman	KELL-dur-men	Demarion Watson	Duh-MAR-ee-in

## IN THE PAST...INTO THE FUTURE

### LAST TIME OUT...

- No. 8 Iowa State used an 11-0 scoring run in the final minutes to beat UCF 60-52 Saturday afternoon at Addition Financial Arena in Orlando. Tre King led the Cyclones with 16 points, while Milan Momcilovic, Keshon Gilbert and Curtis Jones each had 11 points. Tamin Lipsey led the Cyclones with four assists and was one of four Cyclones with two steals in the game. King, Gilbert and Jones each had six rebounds for the Cyclones in the victory over the Knights in the first meeting between the two schools.

### NEXT UP: AT KANSAS STATE (MARCH 9 - 1 P.M.)

- No. 6 Iowa State will close the regular season on Saturday, March 9 at Kansas State. Tipoff is set for 1 p.m. in Manhattan, Kan. The game will be broadcast on ESPN2. Iowa State beat Kansas State 78-67 in the first meeting between the two teams on Jan. 24.

## OTZELBERGER YEAR-BY-YEAR BREAKDOWN

Year	School	Record	Conf.	Postseason	Non-Con	Home	Road	Neutral	vs. Top-25
2016-17	S. Dakota State	18-17	8-8	NCAA First Round	10-9	11-2	3-12	4-3	0-1
2017-18	S. Dakota State	28-7	13-1	NCAA First Round	15-6	15-0	8-4	5-3	0-3
2018-19	S. Dakota State	24-9	14-2	NIT First Round	10-7	14-1	7-6	3-2	0-1
At South Dakota State		70-33 (.680)	35-11 (.761)	2 NCAA/1 NIT	35-22	40-3	18-22	12-8	0-5
2019-20	UNLV	17-15	12-6	None	5-9	12-7	5-7	0-1	1-1
2020-21	UNLV	12-15	8-10	None	4-5	9-5	3-7	0-3	0-2
At UNLV		29-30 (.492)	20-16 (.556)	None	9-14	21-12	8-14	0-4	1-3
2021-22	Iowa State	22-13	7-11	NCAA Sweet 16	15-1	14-5	4-6	4-2	5-7
2022-23	Iowa State	19-14	9-9	NCAA First Round	9-4	13-3	3-8	3-3	9-5
2023-24	Iowa State	23-6	12-4	-	11-2	17-0	5-4	1-1	3-4
At Iowa State		64-33 (.660)	28-24 (.538)	2 NCAA	35-7	44-8	12-18	8-7	17-17
Overall		163-96 (.629)	83-51 (.619)	4 NCAA/1 NIT	79-43	105-23	38-54	20-88	18-25

## FROM THE NOTEBOOK

### QUICK HITS

- Iowa State has seven players on the roster that have scored 20 points or more in a collegiate game. That total ranks sixth in the country.
- Tamin Lipsey has four games this season with at least 11 points, six rebounds, five assists and four steals (DePaul, Iowa, Eastern Illinois and Texas). Only four players have done so at least three times this year in the country, with Lipsey being the only one to do it at least four times.
- Milan Momcilovic had himself a night in his collegiate debut, going for 18 points and seven rebounds, as he made the start in the opener. It was the third-straight year a freshman has started the season opener under Otzelberger. His six 3-pointers were the most in school history by a freshman starting the opener.
- Forced turnovers have been key for the Cyclones under Otzelberger. Iowa State ranks second in the nation in turnover percentage at 26.1 percent of opponent possessions. ISU has been in the top six in the country in each of Otzelberger's seasons, ranking sixth in 2022 (24.6%) and second in 2023 (25%).
- The Cyclones rank second in the nation in adjusted defensive efficiency at 90.3 percent, well below the average of 107. ISU has been in the top eight in the country all three years under T.J. Otzelberger.

### STREAKS OF NOTE

- 14 - When the Cyclones make 10 or more 3-pointers, ISU has won the last 14 games.
- 18 - ISU has won 18 consecutive games when shooting 50 percent or better from the field.
- 25 - If ISU allows 59 points or less, ISU has won 25-straight games and is 37-2 under T.J. Otzelberger when doing so.
- 27 - ISU has won 27-straight games at Hilton Coliseum against non-conference opponents.
- 30 - If the Cyclones score at least 80 points, Iowa State has won 30-straight games going back to February 2019.
- 555 - The Cyclones have hit a 3-pointer in 555-straight games.

### TURNOVERS FOR EVERYONE

- Iowa State is one of four schools in the country, and the only Power Six school, to force 25 or more turnovers in multiple games against NCAA Division I opponents this season. Iowa State is 19-2 when forcing 15 or more turnovers and 10-1 when forcing at least 20.

### HILTON MAGIC

- Iowa State is playing its 53rd season at Hilton Coliseum. The Cyclones played the 800th game in Hilton last season against TCU and won their 600th game in the building against Iowa earlier this year.
- The arena opened in 1971 with a win against Arizona in the first game.
- The Cyclones are 612-207 all-time at Hilton with a .747 winning percentage, including an .17-0 mark this season. It is the third time ISU has won at least 17 games at Hilton in a season.
- Over the course of 53 years, Iowa State has only lost seven or more home games four times.
- ISU has ranked among the nation's top-30 teams in attendance for 18-straight non-Covid seasons. Iowa State ranks 18th in the nation at 13,844 fans this year.
- Hilton Magic was coined in 1989 by Des Moines Register sportswriter Buck Turnbull.

### SECOND HALF AT HILTON

- The Cyclones have dominated during the second half of games at home this season. Out of a possible 340 minutes, Iowa State has trailed at home in the second half for just 1:09 this season.
- Only two teams have held a lead in the second half on the Cyclones this year at Hilton, as Houston did so for :31 on Jan. 9 and West Virginia did so for :38 on Feb. 24.

### THE FIRST 25

- For just the fourth time in school history, Iowa State was 20-5 through the first 25 games of the year. The 2013-14 team was also 20-5, while the 1999-00 and 2000-01 teams were 22-3.

### CUJO HITTING HIS STRIDE

- Curtis Jones has scored in double figures in 12-straight games, coming off the bench in 11 of them. He is averaging 13.3 points per game in the streak, the second most on the team behind Keshon Gilbert's 14.7. Iowa State is 10-2 during the run. He's the first Cyclone since Tyrus McGee in 2013 to score in double figures in 10-straight games off the bench. He's the fourth Big 12 player since 2009-10 to do so in 11 or more straight games off the bench.

### THE KILL SHOT

- According to EvanMiya.com, Iowa State led the Big 12 in "Kill Shots" last season, defined as the total number of double digit scoring runs in the season. The Cyclones have 26 this season to rank seventh. Iowa State is one of 78 schools to allow eight or fewer so far this year.

### IOWA STATE VS. RANKED OPPONENTS

- Iowa State is 127-297 all-time against ranked opponents (at tip).
- ISU has a 33-18 record in its last 51 games against ranked foes in Hilton Coliseum. The 33 wins since 2010 are the third-most wins in the country.
- Otzelberger is 17-17 against ranked teams, tied for the third most wins by an ISU coach against ranked foes.
- ISU is 7-10 against ranked non-conference foes at Hilton Coliseum ... The Cyclones have won six of the last seven meetings: 2019-20: #16 Seton Hall; 2014-15: #18 Arkansas; 2013-14: #23 Iowa, #7 Michigan; 2005-06: #12 Iowa; 2004-05: #19 Virginia.

**At Home:** 80-88

**On Road:** 20-155

**Neutral Site:** 27-54

### NEW LOOK CYCLONES

- The Cyclones added three players from the transfer portal this season, marking a total of seven transfers on the roster. Curtis Jones (Buffalo) and Keshon Gilbert (UNLV) both come to Iowa State with two years of eligibility, while Jackson Paveletzke (Wofford) will have three years of eligibility at Iowa State.
- Iowa State has six true freshmen on its roster, the most since the 2018-19 roster also included six. The Cyclone recruiting class ranked No. 7 in the country by 247Sports, the highest ranked class in school history and the best in the Big 12. The class includes three players ranked in the nation's top 100, while all five signed players rank in the top 200. Omaha Biliew was ranked No. 13 in the class and is the highest ranked recruit in school history by 247Sports. Milan Momcilovic is the third-highest ranked recruit in school history, while the four-star recruit was ranked No. 37 nationally. JT Rock was an early enrollee and found himself as the No. 100 recruit when moved into the class of 2023. Kayden Fish (No. 163) and Jelani Hamilton (No. 195) were both in the top 200 in the class.

### QUICK FACTS

Location	Ames, Iowa	Affiliation	NCAA Division I
Founded	1848	Conference	Big 12
Enrollment	30,177	Facility	Hilton Coliseum
Nickname	Cyclones	Capacity	14,267
Mascot	Cy	President	Dr. Wendy Wintersteen
Colors	Cardinal & Gold	Director of Athletics	Jamie Pollard

## FROM THE NOTEBOOK

### ESPN EVENTS INVITATIONAL

- Iowa State participated in the ESPN Events Invitational during Feast Week, the second time the Cyclones have been in the event. The Cyclones finished fourth this year and were the runner-up in 2016.
- Florida Atlantic, a Final Four team a year ago, won the title this season. The field featured six teams that advanced to the NCAA Tournament last year.
- The Cyclones defeated VCU, a team that eventually finished seventh, in the opening round before falling to Virginia Tech in the semifinals and No. 12 Texas A&M in the third-place game.

### UP FOR A CHALLENGE

- On Dec. 1, Iowa State defeated DePaul 99-80 in the annual BIG EAST/Big 12 Battle. ISU is now 4-0 in the challenge after beating St. John's, 71-60, last year. Iowa State also owns wins over Creighton (2021 - 64-58) and Seton Hall (2019 - 76-66). The Cyclones were scheduled to play DePaul in the 2020 Battle, but the game was canceled minutes before tipoff due to Covid-19. With seven wins this year, the Big 12 won the challenge for the first time. Each league has won once, while it has finished in a tie three times.

### IOWA STATE QUICK FACTS

- Iowa State is playing its 117th season of men's basketball and the third under head coach T.J. Otzelberger.
- Iowa State's 2023-24 roster includes 15 players from seven different states and Barbados.
- The Cyclones have a pair of players from Wisconsin in Milan Momcilovic and Jackson Paveletzke. With 22 former Cyclones from Wisconsin, it is the fourth-most populated state in ISU history behind Iowa (183), Illinois (72) and Michigan (25).
- Hason Ward is the first from Barbados and the 17th international player in school history.
- The Cyclone roster has a pair of walk-ons: Conrad Hawley and Cade Kelderman.

### THE SEASONED VET

- Tre King turned 24 years old in October, making him one of the oldest players in the country. He is the 40th oldest player in the nation, the 21st oldest player at a power six school and the eighth oldest in the Big 12.

### REDSHIRTING THIS SEASON

- Freshmen Jelani Hamilton and JT Rock will plan to redshirt this season.
- "After discussion with Jelani and JT, we have decided that it's in their best long-term interest to redshirt this season," Otzelberger said. "Player development is at the forefront in everything that we do in our program and that will serve Jelani and JT well this season."
- Rock reclassified and enrolled a year early at Iowa State. The Sioux Falls, S.D. native was a four-star recruit and ranked in the top 100 by all three national outlets.
- Hamilton, a four-star recruit from Marietta, Ga., was ranked No. 111 in the country by Rivals.
- Having appeared in only four games this season, freshman Kayden Fish had season-ending surgery on his left shoulder on Dec. 26. He will apply for a medical redshirt.

### THE YOUNGIN' IS A TALL ONE

- At 17 years old, JT Rock is the youngest player on an NCAA Division I men's basketball roster this season.
- Not only is he in rare company with his age, Rock is in a select group with his height as well. At 7'1", Rock is just the eighth seven-footer in school history. He is the first seven-footer on the roster since Georgios Tsalmpouris in 2014-15. He is the fifth player at 7-1, the tallest in school history.

### CYCLONES SIGN A PAIR


- Iowa State head coach T.J. Otzelberger announced Wednesday the signings of two preps to National Letters of Intent. The third signing day under Otzelberger, the class ranks as the fifth-best in school history. The Cyclones signed Nojus Indrusaitis (6-5 | Guard | Chicago, Ill. | Brewster Academy) and Dwayne Pierce (6-5 | Guard | Long Island, N.Y. | Christ The King Regional). JT Rock was originally a member of the class of 2024 before reclassifying this past summer and joining the Cyclones this fall. The class is rated No. 33 nationally by Rivals and No. 34 by 247Sports. It ranks third in the Big 12 by Rivals and sixth by 247Sports.
- A consensus four-star recruit, Indrusaitis is the 10th highest-ranked signee for Iowa State in the modern era. He is a consensus top 100 player in the country by all three national outlets, ranking No. 79 by 247Sports, No. 82 by Rivals and No. 85 by ESPN. Indrusaitis played his junior season at St. Rita High School, but is attending Brewster Academy for his senior season.

He has been a member of Lithuania's U18 FIBA team and played for Nike Meanstreets on the EYBL circuit. During his junior year at St. Rita, he averaged 16 points, four rebounds, four assists and two steals per game, leading his team to the Chicago Catholic League Championship. Over the summer, he participated in Basketball Without Borders Europe Camp, where he was named the MVP.

- Pierce is a four-star recruit by Rivals and ESPN, while ranking as a three-star from 247Sports. He is the 12th highest-ranked signee for Iowa State in the modern era. Pierce is ranked No. 86 by ESPN, No. 116 by Rivals and No. 135 by 247Sports. Playing for Christ the King Regional, Pierce led his squad to the 2023 Brooklyn-Queens Championship. In the title game, Pierce tallied 22 points, five rebounds, five steals and two assists in a victory over St. Francis Prep. Pierce has played for the New York Gauchos on the Adidas 3SSB Circuit and New York Renaissance on the Nike EYBL Circuit.

### REG COACHES CORNER

- The Renewable Energy Group (REG) Coaches Corner radio show begins Monday, Nov. 27 from 6:30-8 p.m. It will continue to air on Monday's throughout the season.
- The show will be aired on select Cyclone Radio Affiliates as well as on the Iowa State Athletics Facebook page and on Cyclones.tv.
- Voice of the Cyclones John Walters and a guest co-host will be joined weekly by Cyclone head women's basketball coach Bill Fennelly from 6:30-7:15 p.m, followed by ISU men's basketball head coach T.J. Otzelberger from 7:15-8 p.m.
- Otzelberger will be on the show ~~Nov. 27, Dec. 4, Dec. 11, Dec. 18, Jan. 8, Jan. 15, Jan. 22, Jan. 29, Feb. 5, Feb. 12, Feb. 26~~ and ~~March 4~~.
- This marks the third year that the show will be collaborating with REG. The show originates from the Stark Performance Center.



## INSIDE THE SERIES



VS



**ISU LEADS 6-1**

**Home:** 3-0 **Road:** 2-1 **Neutral:** 1-0

**Current Streak:** 1 by BYU

**Longest ISU win streak:** 6 (1931-2013)

**Longest BYU win streak:** 1 (2024)

**Overtime:** 0-0

**Otzelberger vs. BYU:** 0-2

**Pope vs. Iowa State:** 1-0

**Coach Otz vs. Coach Pope:** 0-2

**Largest ISU Winning Margin:** 21 in 1931 (47-26) and 2012 (83-62)

**Most Points By ISU:** 90 (11/20/2013)

**Largest BYU Winning Margin:** 15 in 20224 (87-72)

**Most Points By BYU:** 88 (11/20/2013)

**Series History:**

12-15-31	ISU, 47-26	Ames
12-6-56	ISU, 57-48	Ames
12-12-57	ISU, 54-45	Provo
12-22-00	ISU, 77-71	Laie
12-1-12	ISU, 83-62	Ames
11-20-13	ISU, 90-88	Provo
1-16-24	BYU, 87-72	Provo

## ISU-BYU NOTES

- T.J. Otzelberger's faced BYU once prior to this season as a head coach during his first season as head coach at UNLV, meeting the Cougars in Salt Lake City.
- BYU Head Coach Mark Pope was an assistant coach at BYU when the Cougars and Cyclones faced each other in 2012 and 2013. Otzelberger was also an assistant coach at Iowa State for the 2012 game, an 83-62 Cyclone victory in Ames.
- Pope played six years in the NBA, including his first two with the Indiana Pacers. While with the Pacers from 1997-99, he played with former Cyclone Fred Hoiberg.
- BYU Assistant Coach Cody Fueger was the BYU Director of Operations in 2013 when the Cyclones won in Provo.

## CAREER GAMES VS. BYU

**#0 Tre King - 7.0 ppg, 5.0 rpg, 1.0 apg**

Date	MP	FG-Att	Pct	3Pt-Att	Pct	FT-Att	Pct	PF	Off	Def	Tot	A	TO	BS	S	TP
1/16/24	18	2-3	.666	0-0	.000	3-3	1.000	4	3	2	5	1	2	0	0	7
TOTALS	18	2-3	.666	0-0	.000	3-3	1.000	4	3	2	5	1	2	0	0	7

**#1 Jackson Paveletzke - 7.0 ppg, 0.0 rpg, 1.0 apg**

Date	MP	FG-Att	Pct	3Pt-Att	Pct	FT-Att	Pct	PF	Off	Def	Tot	A	TO	BS	S	TP
1/16/24	15	3-3	1.000	0-0	.000	1-1	1.000	1	0	0	0	1	2	0	0	7
TOTALS	15	3-3	1.000	0-0	.000	1-1	1.000	1	0	0	0	1	2	0	0	7

**#3 Tamin Lipsey - 9.0 ppg, 4.0 rpg, 5.0 apg**

Date	MP	FG-Att	Pct	3Pt-Att	Pct	FT-Att	Pct	PF	Off	Def	Tot	A	TO	BS	S	TP
1/16/24	29	4-12	.333	1-2	.500	0-0	.000	1	2	2	4	5	2	1	3	9
TOTALS	29	4-12	.333	1-2	.500	0-0	.000	1	2	2	4	5	2	1	3	9

**#4 Demarion Watson - 3.0 ppg, 2.0 rpg, 0.0 apg**

Date	MP	FG-Att	Pct	3Pt-Att	Pct	FT-Att	Pct	PF	Off	Def	Tot	A	TO	BS	S	TP
1/16/24	12	1-2	.500	1-1	1.000	0-2	.000	1	1	1	2	0	0	1	0	3
TOTALS	12	1-2	.500	1-1	1.000	0-2	.000	1	1	1	2	0	0	1	0	3

**#5 Curtis Jones - 3.0 ppg, 2.0 rpg, 3.0 apg**

Date	MP	FG-Att	Pct	3Pt-Att	Pct	FT-Att	Pct	PF	Off	Def	Tot	A	TO	BS	S	TP
1/16/24	24	1-4	.250	1-2	.500	0-0	.000	4	0	2	2	3	1	0	0	3
TOTALS	24	1-4	.250	1-2	.500	0-0	.000	4	0	2	2	3	1	0	0	3

**#10 Keshon Gilbert - 8.0 ppg, 3.0 rpg, 4.0 apg**

Date	MP	FG-Att	Pct	3Pt-Att	Pct	FT-Att	Pct	PF	Off	Def	Tot	A	TO	BS	S	TP
1/16/24	30	6-15	.400	0-3	.000	4-4	1.000	2	1	3	4	1	4	1	0	16
TOTALS	30	6-15	.400	0-3	.000	4-4	1.000	2	1	3	4	1	4	1	0	16

**#12 Robert Jones - 9.0 ppg, 3.0 rpg, 1.0 apg**

Date	MP	FG-Att	Pct	3Pt-Att	Pct	FT-Att	Pct	PF	Off	Def	Tot	A	TO	BS	S	TP
1/16/24	20	3-5	.600	0-0	.000	3-8	.375	2	0	3	3	1	0	0	0	9
TOTALS	20	3-5	.600	0-0	.000	3-8	.375	2	0	3	3	1	0	0	0	9

**#13 Cade Kelderman - 6.0 ppg, 3.0 rpg, 0.0 apg**

Date	MP	FG-Att	Pct	3Pt-Att	Pct	FT-Att	Pct	PF	Off	Def	Tot	A	TO	BS	S	TP
1/16/24	1	0-0	.000	0-0	.000	0-0	.000	0	0	0	0	0	0	0	0	0
TOTALS	1	0-0	.000	0-0	.000	0-0	.000	0	0	0	0	0	0	0	0	0

**#22 Milan Momcilovic - 11.0 ppg, 3.0 rpg, 1.0 apg**

Date	MP	FG-Att	Pct	3Pt-Att	Pct	FT-Att	Pct	PF	Off	Def	Tot	A	TO	BS	S	TP
1/16/24	34	3-10	.300	1-6	.166	4-5	.800	1	0	3	3	1	0	0	0	11
TOTALS	34	3-10	.300	1-6	.166	4-5	.800	1	0	3	3	1	0	0	0	11

**#24 Hason Ward - 7.0 ppg, 6.0 rpg, 0.0 apg**

Date	MP	FG-Att	Pct	3Pt-Att	Pct	FT-Att	Pct	PF	Off	Def	Tot	A	TO	BS	S	TP
1/16/24	14	3-5	.600	0-0	.000	1-2	.500	1	4	2	6	0	2	0	1	7
TOTALS	14	3-5	.600	0-0	.000	1-2	.500	1	4	2	6	0	2	0	1	7

**#33 Omaha Biliew - 0.0 ppg, 1.0 rpg, 0.0 apg**

Date	MP	FG-Att	Pct	3Pt-Att	Pct	FT-Att	Pct	PF	Off	Def	Tot	A	TO	BS	S	TP
1/16/24	3	0-0	.000	0-0	.000	0-0	.000	0	0	1	1	0	0	0	0	0
TOTALS	3	0-0	.000	0-0	.000	0-0	.000	0	0	1	1	0	0	0	0	0

## FROM THE NOTEBOOK

### Overtime Records

**Overall: 68-70**

Record	Last time...Score	Date
Home: 31-35		
	Kansas State L, 69-75	2-12-22
Road: 27-27		
	at Texas Tech L, 77-80	1-30-23
Neutral: 10-8		
	Villanova W, 81-79	11-24-22

### Single: 59-63

Record	Last time...Score	Date
Home: 28-34		
	Kansas State L, 69-75	2-12-22
Road: 23-21		
	at Texas Tech L, 77-80	1-30-23
Neutral: 8-8		
	Villanova W, 81-79	11-24-22
NCAA Tournament: 1-1		
	vs. UCLA L, 73-74	3-20-97
	vs. Miami (Ohio) W, 81-79	3-14-86

### Double: 7-5

Home: 3-1		
	Houston W, 82-75	1-3-10
	Creighton L, 94-99	1-16-90
	Iowa W, 76-72	1-14-84
	Kansas W, 78-72	1-13-69
Road: 2-4		
	at Oklahoma W, 92-87	1-21-17
	at Texas L, 86-89	2-13-13
	at Missouri L, 75-81	3-5-08
	at Oklahoma L, 75-80	1-22-00
	at Wyoming W, 70-66	12-16-95
	at N. Illinois L, 95-97	1-4-71
Neutral: 2-0		
	vs. NSU W, 81-77	1-22-05
	vs. Okla. State W, 87-84	1-30-69

### Triple: 1-1

Road: 1-1		
	Nebraska L, 88-91	2-5-74
	Okla. State W, 98-97	2-3-14

### Four: 0-1

Road: 0-1		
	at Missouri L, 109-112	1-13-00

### Five: 1-0

Road: 1-0		
	at Colorado W, 83-80	2-27-60

### Next in Line!

In addition to the five players on NBA rosters this season, four more Cyclones are playing in the NBA G League. Deonte Burton (Stockton Kings), George Conditt IV (Rip City Remix) and Gabe Kalscheur (Iowa Wolves) are all playing in the NBA G League. Izaiah Brockington had been playing with the Birmingham Squadron before signing a 10-day contract with the New Orleans Pelicans over the weekend. Lindell Wigginton spent time with the Wisconsin Herd in the NBA G League and the NBA's Milwaukee Bucks this season and is currently playing in China.



## STANDINGS (as of 3/5/24)

School	Big 12	Overall
#1 Houston	13-3	26-3
<b>#6 Iowa State</b>	<b>12-4</b>	<b>23-6</b>
#11 Baylor	11-6	22-8
Texas Tech	9-7	20-9
#20 BYU	9-7	21-8
#14 Kansas	9-7	21-8
TCU	8-8	19-10
Texas	8-9	19-11
Oklahoma	7-9	19-10
Kansas State	7-9	17-12
Cincinnati	6-10	17-12
UCF	6-10	15-13
Oklahoma State	4-12	12-17
West Virginia	4-12	9-20



## HONORS

### Big 12 Player of Week

Nov. 13	Ja'Kobe Walter, Baylor
Nov. 20	Hunter Dickinson, Kansas
Nov. 27	Kevin McCullar Jr., Kansas
Dec. 4	Emanuel Miller, TCU
Dec. 11	Arthur Kaluma, Kansas State
Dec. 18	Micah Peavy, TCU
Dec. 28	RaeQuan Battle, West Virginia
Jan. 2	Pop Isaacs, Texas Tech
	RaeQuan Battle, West Virginia
Jan. 8	Hunter Dickinson, Kansas
Jan. 15	Emanuel Miller, TCU
Jan. 22	Jamal Shead, Houston
Jan. 29	Emanuel Miller, TCU
Feb. 5	Hunter Dickinson, Kansas
Feb. 12	Dylan Disu, Texas
Feb. 19	Jayden Nunn, Baylor
Feb. 26	Jamal Shead, Houston
March 4	Tylor Perry, Kansas State

### Big 12 Newcomer of the Week

Nov. 13	Hunter Dickinson, Kansas
Nov. 20	Hunter Dickinson, Kansas
Nov. 27	RayJ Dennis, Baylor
	Jaylin Sellers, UCF
Dec. 4	Chance McMillian, Texas Tech
<b>Dec. 11</b>	<b>Keshon Gilbert, Iowa State</b>
Dec. 18	Max Abmas, Texas
Dec. 28	RaeQuan Battle, West Virginia
<b>Jan. 2</b>	<b>Keshon Gilbert, Iowa State</b>
Jan. 8	Hunter Dickinson, Kansas
Jan. 15	Max Abmas, Texas
Jan. 22	Arthur Kaluma, Kansas State
Jan. 29	Chance McMillian, Texas Tech
Feb. 5	Max Abmas, Texas
Feb. 12	Yves Missi, Baylor
Feb. 19	Jayden Nunn, Baylor
Feb. 26	Arthur Kaluma, Kansas State
March 4	Chendall Weaver, Texas

## CYCLONES IN THE NBA (3/5/24)



### Georges Niang Cleveland Cavaliers

(Eighth Season)

Stats	Season	Career
Games	60	443
PPG	8.6	6.8
RPG	3.6	2.3
APG	1.2	0.9
FG%	42.7	43.6
3P%	35.0	39.4
PER	9.0	10.7



### Monté Morris Minnesota Timberwolves

(Seventh Season)

Stats	Season	Career
Games	16	358
PPG	5.2	10.2
RPG	1.8	2.5
APG	2.4	3.9
FG%	37.1	47.7
3P%	30.6	38.9
PER	11.6	15.0



### Talen Horton-Tucker Utah Jazz

(Fifth Season)

Stats	Season	Career
Games	39	235
PPG	10.2	9.8
RPG	2.6	2.9
APG	3.8	3.1
FG%	40.5	42.6
3P%	32.8	28.9
PER	14.0	12.7



### Tyrese Haliburton Indiana Pacers

(Fourth Season)

Stats	Season	Career
Games	49	240
PPG	20.8	17.1
RPG	3.8	3.6
APG	11.3	8.7
FG%	48.0	47.9
3P%	38.1	40.1
PER	24.1	20.2



### Izaiah Brockington New Orleans Pelicans

(First Season)

Stats	Season	Career
Games	-	-
PPG	-	-
RPG	-	-
APG	-	-
FG%	-	-
3P%	-	-
PER	-	-

### NBA All-Star Game Starter

Tyrese Haliburton was a starter in the NBA All-Star Game. In his second All-Star Game, Haliburton scored 32 points, while grabbing seven rebounds and dishing out six assists. He was 10-of-14 from 3-point range. He also helped the Pacers to a victory in the Skills Competition, while he also finished fourth in the Starry 3-Point Contest.

# IOWA STATE COACHING RECORD BOOK

## ISU Overall Wins

1. Johnny Orr (1981-94)	218
2. Louis Menze (1929-47)	166
3. Glen Anderson (1960-71)	142
4. Fred Hoiberg (2011-15)	115
5. Larry Eustachy (1999-03)	101
6. Steve Prohm (2016-21)	97
7. Tim Floyd (1995-98)	81
8. Bill Strannigan (1955-59)	69
<b>9. T.J. Otzelberger (2022-Present)</b>	<b>64</b>
10. Clayton Sutherland (1948-54)	63

## ISU Winning Percentage (Overall)

1. Fred Hoiberg (2011-15)	.673
<b>2. T.J. Otzelberger (2022-Present)</b>	<b>.660</b>
3. Tim Floyd (1995-98)	.633
4. Larry Eustachy (1999-03)	.631
5. Bill Strannigan (1955-59)	.600
6. Wayne Morgan (2004-06)	.585
7. Maury Kent (1921)	.556
8. Maury John (1972-74)	.551
9. Johnny Orr (1981-94)	.522
10. Louis Menze (1929-47)	.520

## ISU Conference Wins

1. Louis Menze (1929-47)	82
2. Johnny Orr (1981-94)	79
3. Glen Anderson (1960-71)	77
4. Fred Hoiberg (2011-15)	49
5. Larry Eustachy (1999-03)	42
6. Steve Prohm (2016-21)	40
7. Bill Chandler (1922-28)	31
8. Tim Floyd (1995-98)	30
9. Bill Strannigan (1955-59)	30
<b>10. T.J. Otzelberger (2022-Present)</b>	<b>28</b>

## ISU Winning Percentage (Conference)

1. Fred Hoiberg (2011-15)	.557
<b>2. T.J. Otzelberger (2022-Present)</b>	<b>.538</b>
3. Larry Eustachy (1999-03)	.525
4. Tim Floyd (1995-98)	.500
5. Bill Strannigan (1955-59)	.484
6. Wayne Morgan (2004-06)	.458
7. Glen Anderson (1960-71)	.458
8. Louis Menze (1929-47)	.432
9. Maury John (1972-74)	.429
10. Maury Kent (1921)	.429

## ISU Winning Percentage (Road)

1. Maury Kent (1921)	.556 (5-4)
2. Bill Strannigan (1955-59)	.438 (21-27)
3. Tim Floyd (1995-98)	.436 (17-22)
<b>4. T.J. Otzelberger (2022-Pres.)</b>	<b>.400 (12-18)</b>
5. Louis Menze (1929-47)	.363 (53-93)
6. Fred Hoiberg (2011-15)	.358 (19-34)
7. H.H. Walter (1916-19)	.333 (9-18)
8. Larry Eustachy (1999-03)	.320 (16-34)
9. Glen Anderson (1960-71)	.282 (37-94)
10. Wayne Morgan (2004-06)	.281 (9-23)

## ISU Winning Percentage (Neutral)

1. Bill Strannigan (1955-59)	.688 (11-5)
2. Maury John (1972-74)	.667 (6-3)
3. Steve Prohm (2016-21)	.657 (23-12)
4. Fred Hoiberg (2011-15)	.656 (21-11)
5. Wayne Morgan (2004-06)	.600 (9-6)
6. Tim Floyd (1995-98)	.583 (14-10)
7. Larry Eustachy (1999-03)	.560 (14-11)
<b>8. T.J. Otzelberger (2022-Pres.)</b>	<b>.533 (8-7)</b>
9. Glen Anderson (1960-71)	.487 (19-20)
10. Johnny Orr (1981-94)	.408 (24-35)

## ISU Wins on Neutral Court

1. Johnny Orr (1981-94)	24
2. Steve Prohm (2016-21)	23
3. Fred Hoiberg (2011-15)	21
4. Glen Anderson (1960-71)	19
5. Larry Eustachy (1999-03)	14
6. Tim Floyd (1995-98)	14
7. Bill Strannigan (1955-59)	11
8. Wayne Morgan (2004-06)	9
<b>9. T.J. Otzelberger (2022-Pres.)</b>	<b>8</b>
10. Clayton Sutherland (1948-54)	7

## ISU Wins vs. AP Top 25 Teams

1. Johnny Orr (1981-94)	24
2. Fred Hoiberg (2011-15)	23
<b>3. T.J. Otzelberger (2022-Present)</b>	<b>17</b>
4. Steve Prohm (2016-21)	17
5. Larry Eustachy (1999-03)	12
6. Wayne Morgan (2004-06)	9
7. Tim Floyd (1995-98)	7
8. Bill Strannigan (1955-59)	6
9. Glen Anderson (1960-71)	6
10. Maury John (1972-74)	3
11. Greg McDermott (2007-10)	1
12. Lynn Nance (1977-80)	1
13. Ken Trickey (1975-76)	1

## ISU Road Wins vs. AP Top 25 Teams

1. Steve Prohm (2016-21)	5
2. Fred Hoiberg (2011-15)	3
<b>3. T.J. Otzelberger (2022-Present)</b>	<b>2</b>
4. Larry Eustachy (1999-03)	2
5. Glen Anderson (1960-71)	2
6. Wayne Morgan (2004-06)	2
7. Bill Strannigan (1955-59)	1
8. Johnny Orr (1981-94)	1
9. Greg McDermott (2007-10)	1

## ISU Wins vs. AP Top 10 Teams

1. Johnny Orr (1981-94)	12
<b>2. T.J. Otzelberger (2022-Present)</b>	<b>9</b>
3. Fred Hoiberg (2011-15)	7
4. Steve Prohm (2016-21)	7
5. Tim Floyd (1995-98)	4
6. Larry Eustachy (1999-03)	3
7. Bill Strannigan (1955-59)	3
8. Glen Anderson (1960-71)	3
9. Wayne Morgan (2004-06)	1
10. Greg McDermott (2007-10)	1

## ISU Wins (Home)

1. Johnny Orr (1981-94)	154
2. Louis Menze (1929-47)	112
3. Glen Anderson (1960-71)	86
4. Fred Hoiberg (2011-15)	75
5. Larry Eustachy (1999-03)	71
6. Steve Prohm (2016-21)	60
7. Tim Floyd (1995-98)	50
8. Greg McDermott (2007-10)	48
<b>9. T.J. Otzelberger (2022-Pres.)</b>	<b>44</b>
10. Clayton Sutherland (1948-54)	41

## ISU Winning Percentage (Home)

1. Fred Hoiberg (2011-15)	.872 (75-11)
<b>2. T.J. Otzelberger (2022-Pres.)</b>	<b>.846 (44-8)</b>
3. Larry Eustachy (1999-03)	.835 (71-14)
4. Wayne Morgan (2004-06)	.792 (38-10)
5. Tim Floyd (1995-98)	.769 (50-15)
6. Johnny Orr (1981-94)	.766 (154-47)
7. Bill Strannigan (1955-59)	.725 (37-14)
8. Maury John (1972-74)	.725 (29-11)
9. Louis Menze (1929-47)	.671 (112-55)
10. Steve Prohm (2016-21)	.652 (60-32)

## ISU Wins at Hilton Coliseum

1. Johnny Orr (1981-94)	154
2. Fred Hoiberg (2011-15)	75
3. Larry Eustachy (1999-03)	71
4. Steve Prohm (2016-21)	60
5. Tim Floyd (1995-98)	50
6. Greg McDermott (2007-10)	48
<b>7. T.J. Otzelberger (2022-Pres.)</b>	<b>44</b>
8. Wayne Morgan (2004-06)	38
9. Lynn Nance (1977-80)	32
10. Maury John (1972-74)	29

## Most Wins in First Three Years at ISU

1. Larry Eustachy (1999-03)	72
2. Tim Floyd (1995-98)	69
<b>3. T.J. Otzelberger (2022-Present)</b>	<b>64</b>
4. Fred Hoiberg (2011-15)	62
5. Steve Prohm (2016-21)	60
6. Wayne Morgan (2004-06)	55
7. Bill Strannigan (1955-59)	45
8. Greg McDermott (2007-10)	44
9. Maury John (1972-74)	43
10. Glen Anderson (1960-71)	42

## NCAA Tournament Wins

1. Fred Hoiberg (2011-15)	4
2. Tim Floyd (1995-98)	4
3. Steve Prohm (2016-21)	3
4. Larry Eustachy (1999-03)	3
5. Johnny Orr (1981-94)	3
<b>6. T.J. Otzelberger (2022-Present)</b>	<b>2</b>
7. Wayne Morgan (2004-06)	1
8. Louis Menze (1929-47)	1

## Big 12 (Big 8) Tournament Wins

1. Fred Hoiberg (2011-15)	7
2. Johnny Orr (1981-94)	7
3. Steve Prohm (2016-21)	6
4. Tim Floyd (1995-98)	6
5. Larry Eustachy (1999-03)	4
6. Wayne Morgan (2004-06)	2
<b>7. T.J. Otzelberger (2022-Present)</b>	<b>1</b>

## FROM THE NOTEBOOK

### AP Top 25 Wins since 2011-12

1.	Kansas	97
2.	Michigan State	71
3.	Duke	68
4.	Baylor	65
5.	North Carolina	62
6.	<b>Iowa State</b>	<b>57</b>
7.	Villanova	57
8.	Kentucky	57
9.	Wisconsin	55
10.	Michigan	55

### AP Top 25 Wins since 2021-22 (Otz Era)

1.	Kansas	22
2.	Tennessee	18
3.	<b>Iowa State</b>	<b>17</b>
4.	Marquette	17
5.	Texas	16
6.	Baylor	15
7.	Purdue	15
8.	TCU	15
9.	UConn	15
10.	Alabama	14
11.	Arizona	14
12.	Creighton	14
13.	Texas Tech	14

### AP Top 10 Wins since 2021-22 (Otz Era)

1.	Kansas	10
2.	<b>Iowa State</b>	<b>9</b>
3.	Purdue	8
4.	Tennessee	8
5.	Arizona	7
6.	Baylor	7
7.	North Carolina	7
8.	Texas	7
9.	UConn	6
10.	TCU	6
11.	Michigan State	6

### Wins vs. Big 12 Schools since 2011-12

1.	Kansas	199
2.	Baylor	153
3.	<b>Iowa State</b>	<b>128</b>
4.	Texas	128
5.	Kansas State	118
6.	Oklahoma	114
7.	West Virginia	112
8.	Oklahoma State	107
9.	Texas Tech	101
10.	TCU	75

### Wins vs. Big 12 Schools since 1996-97

1.	Kansas	431
2.	Texas	316
3.	Oklahoma	283
4.	Oklahoma State	265
5.	Baylor	239
6.	<b>Iowa State</b>	<b>235</b>
7.	Kansas State	228
8.	Texas Tech	212
9.	Missouri	162
10.	West Virginia	116

### At the Line with the Game on the Line

Free Throw performances in the final five minutes of regulation and in overtime this season.

Player	FT-FTA	Pct.
Cade Kelderman	2-2	1.000
Kayden Fish	2-2	1.000
Curtis Jones	13-14	.929
Jackson Paveletzke	12-15	.800
Tre King	10-13	.769
Tamin Lipsey	16-22	.727
Keshon Gilbert	21-29	.724
Milan Momcilovic	10-14	.714
Hason Ward	4-6	.667
Omaha Billiew	9-14	.643
Demarion Watson	2-6	.333
Robert Jones	2-8	.250
Conrad Hawley	0-2	.000
<b>Iowa State</b>	<b>103-147</b>	<b>.701</b>
<b>Opponents</b>	<b>83-122</b>	<b>.680</b>

### Lock Down Defense

Since his arrival in Ames as the Head Coach, T.J. Otzelberger has stressed his defensive philosophy. The Cyclones have locked down nearly every opponent since he took over, holding 84 of the 97 opponents below their season scoring average entering the game. Of the 13 that have reached the average, three were in season openers without an average and four of them came in overtime. Seven of the 13 were in Otzelberger's first season.

Team	Average	Total
Green Bay	00.0	44
<b>Lindenwood</b>	<b>52.0</b>	<b>47</b>
<b>Idaho State</b>	<b>72.5</b>	<b>55</b>
<b>Grambling State</b>	<b>80.3</b>	<b>37</b>
<b>vs. VCU</b>	<b>68.3</b>	<b>64</b>
<b>vs. Virginia Tech</b>	<b>83.4</b>	<b>71</b>
<b>vs. #12 Texas A&amp;M</b>	<b>80.3</b>	<b>73</b>
at DePaul	70.0	80
<b>Iowa</b>	<b>87.9</b>	<b>65</b>
<b>Prairie View A&amp;M</b>	<b>72.5</b>	<b>56</b>
<b>Florida A&amp;M</b>	<b>67.5</b>	<b>58</b>
<b>Eastern Illinois</b>	<b>72.8</b>	<b>48</b>
<b>New Hampshire</b>	<b>78.9</b>	<b>70</b>
<b>at #11 Oklahoma</b>	<b>82.5</b>	<b>71</b>
<b>#2 Houston</b>	<b>76.9</b>	<b>53</b>
<b>Oklahoma State</b>	<b>74.9</b>	<b>42</b>
at #20 BYU	85.6	87
<b>at #19 TCU</b>	<b>83.6</b>	<b>72</b>
<b>Kansas State</b>	<b>74.5</b>	<b>67</b>
<b>#7 Kansas</b>	<b>79.2</b>	<b>75</b>
<b>at #18 Baylor</b>	<b>84.7</b>	<b>70</b>
at Texas	76.6	65
TCU	82.9	59
at Cincinnati	76.3	59
<b>Texas Tech</b>	<b>76.4</b>	<b>74</b>
<b>at #2 Houston</b>	<b>73.9</b>	<b>73</b>
<b>West Virginia</b>	<b>68.8</b>	<b>64</b>
<b>Oklahoma</b>	<b>76.2</b>	<b>45</b>
<b>at UCF</b>	<b>72.2</b>	<b>52</b>



### Category 5 Culture

**Gratitude**  
**Enthusiasm**  
**Toughness**  
**Unity**  
**Integrity**

When T.J. Otzelberger arrived at Iowa State as head coach, one of his first priorities was creating a culture with a number of core values that define Cyclone basketball. Through that process, #C5C was born.

### ISU Active Career Leaders

Points	Tre King (1,837)
Points/Game	Milan Momcilovic (11.5)
Field Goal Percentage	Hason Ward (58.5)
Field Goals Made	Tre King (543)
3-Point Percentage	Jackson Paveletzke (39.6)
3-Pointers Made	Curtis Jones (143)
Free Throw Percentage	Jackson Paveletzke (82.6)
Free Throws Made	Tre King (258)
Rebounds	Tre King (721)
Rebounds/Game	Tre King (5.0)
Assists	Tamin Lipsey (291)
Assists/Game	Tamin Lipsey (4.8)
Steals	Tre King (159)
Blocks	Hason Ward (149)

\*Minimum 20 collegiate games played\*



# SUPERLATIVES UNDER T.J. OTZELBERGER

## TEAM

### Most Points Scored

1. 107 - vs. Prairie View A&M (12/10/23)
2. 102 - vs. Lindenwood (11/9/23)
3. 99 - at DePaul (12/1/23)
4. 96 - vs. Florida A&M (12/17/23)
5. 92 - vs. Grambling State (11/19/23)
6. 90 - vs. Iowa (12/7/23)
7. 88 - vs. IUPUI (11/7/22)
8. 86 - vs. Idaho State (11/12/23)
9. 85 - vs. New Hampshire (12/31/23)
- 85 - vs. Green Bay (11/6/23)

### Fewest Points Allowed

1. 37 - vs. Grambling State (11/19/23)
- 37 - vs. Jackson State (12/12/21)
3. 39 - vs. IUPUI (11/7/22)
4. 40 - vs. McNeese State (12/11/22)
5. 42 - vs. Oklahoma State (1/13/24)
6. 43 - vs. North Carolina A&T (11/13/22)
7. 44 - vs. Green Bay (11/6/23)
- 44 - vs. North Dakota (11/30/22)
9. 45 - vs. Oklahoma (2/28/24)
10. 47 - vs. Lindenwood (11/9/23)
- 47 - vs. #25 Texas Tech (1/5/22)
- 47 - vs. Grambling State (11/21/21)

### Field Goals Made

1. 39 - at DePaul (12/1/23)
- 39 - vs. Lindenwood (11/9/23)
3. 35 - vs. Florida A&M (12/17/23)
4. 34 - vs. New Hampshire (12/31/23)
- 34 - vs. Texas Tech (1/10/23)
- 34 - vs. #25 Xavier (11/24/21)

### Field Goals Attempted

1. 74 - vs. New Hampshire (12/31/23)
2. 70 - vs. Texas Tech (2/17/24)
- 70 - vs. Alabama State (11/16/21)
4. 69 - at DePaul (12/1/23)
- 69 - vs. Texas Tech (1/10/23)

### Field Goal Percentage (20 Made)

1. .673 (33-49) - vs. Oklahoma (2/19/22)
2. .633 (31-49) - vs. Western Michigan (12/18/22)
3. .627 (32-51) - vs. Grambling State (11/19/23)
4. .608 (31-51) - vs. Prairie View A&M (12/10/23)
5. .593 (35-59) - vs. Florida A&M (12/17/23)

### 3-Point Field Goals Made

1. 14 - vs. #7 Kansas (1/27/24)
2. 13 - vs. Grambling State (11/21/21)
3. 12 - vs. Texas Tech (1/10/23)
- 12 - vs. LSU (3/18/22)
- 12 - at Oklahoma State (1/26/22) (OT)
- 10 - Nine Times

Most Recently: vs. Eastern Illinois (12/21/23)

### 3-Point Field Goals Attempted

1. 37 - vs. LSU (3/18/22)
2. 34 - vs. #12 Texas A&M (11/26/23)
3. 30 - vs. #7 Kansas (1/27/24)
4. 28 - vs. Villanova (11/24/22) (OT)
- 28 - vs. Milwaukee (11/20/22)
- 28 - at Oklahoma State (1/26/22) (OT)

### 3-Point Field Goal Percentage (10 Attempts)

1. .600 (9-15) - vs. Prairie View A&M (12/10/23)
2. .556 (10-18) - vs. McNeese State (12/11/22)
3. .545 (12-22) - vs. Texas Tech (1/10/23)
4. .533 (8-15) - vs. Oklahoma (2/19/22)
5. .529 (9-17) - at #2 Houston (2/19/24)

### Free Throws Made

1. 36 - vs. Prairie View A&M (12/10/23)
2. 27 - vs. Kansas State (1/24/24)
3. 23 - vs. #7 Texas (1/17/23)
4. 22 - vs. #9 Memphis (11/26/21)
- 22 - vs. Kennesaw State (11/9/21)

### Free Throws Attempted

1. 48 - vs. Prairie View A&M (12/10/23)
2. 39 - vs. Kansas State (1/24/24)
3. 33 - vs. #9 Memphis (11/26/21)
- 33 - vs. Kennesaw State (11/9/21)
5. 32 - at #18 Baylor (2/3/24)
6. 30 - vs. VCU (11/23/23)
- 30 - vs. Idaho State (11/12/23)
- 30 - vs. #7 Texas (1/17/23)
- 30 - vs. West Virginia (2/23/22)

### Free Throw Percentage (20 Attempts)

1. .950 (19-20) - vs. Chicago State (12/21/21)
2. .818 (18-22) - vs. #2 Houston (1/9/24)
3. .810 (17-21) - vs. Lindenwood (11/9/23)
4. .800 (16-20) - vs. Arkansas-Pine Bluff (12/1/21)
5. .792 (19-24) - at West Virginia (2/8/23)

### Most Rebounds

1. 50 - vs. Iowa (12/9/21)
2. 46 - vs. Grambling State (11/21/21)
3. 45 - vs. Texas Tech (1/10/23)
4. 44 - vs. New Hampshire (12/31/23)
- 44 - vs. #12 Texas A&M (11/26/23)
- 44 - vs. Green Bay (11/6/23)
- 44 - vs. #10 Baylor (3/9/23)
- 44 - vs. North Carolina A&T (11/13/22)

### Most Assists

1. 29 - at DePaul (12/1/23)
2. 25 - vs. Lindenwood (11/9/23)
3. 24 - vs. New Hampshire (12/31/23)
- 24 - vs. Florida A&M (12/17/23)
- 24 - vs. Western Michigan (12/18/22)

### Most Steals

1. 19 - vs. Lindenwood (11/9/23)
2. 18 - at #19 TCU (1/20/24)
- 17 - vs. Idaho State (11/12/23)
4. 16 - vs. Prairie View A&M (12/10/23)
5. 15 - vs. Florida A&M (12/17/23)
- 15 - vs. IUPUI (11/7/22)
- 15 - vs. LSU (3/18/22)

### Most Blocked Shots

1. 10 - vs. #9 Memphis (11/26/21)
2. 8 - vs. Kansas State (2/12/22) (OT)
3. 6 - vs. TCU (2/10/24)
- 6 - vs. Iowa (12/7/23)
- 6 - vs. #10 Baylor (3/9/23)
- 6 - at Texas Tech (1/30/23) (OT)
- 6 - vs. Texas Tech (1/10/23)
- 6 - vs. Oklahoma State (3/2/22)
- 6 - vs. TCU (1/22/22)
- 6 - vs. Milwaukee (11/20/22)
- 6 - vs. Alabama State (11/16/21)

### Fewest Turnovers

1. 4 - vs. Green Bay (11/6/23)
2. 5 - vs. Florida A&M (12/17/23)
- 5 - vs. Oklahoma (2/25/23)
4. 6 - vs. Texas Tech (2/17/24)
5. 7 - vs. VCU (11/23/23)
- 7 - vs. #7 Texas (1/17/23)

### Turnovers Forced

1. 30 - vs. McNeese State (12/11/22)
2. 29 - vs. Prairie View A&M (12/10/23)
- 29 - vs. IUPUI (11/7/22)
4. 27 - at #19 TCU (1/20/24)
- 27 - vs. Milwaukee (11/20/22)
6. 25 - at Cincinnati (2/13/24)

## INDIVIDUAL

### Most Points

1. 35 - Izaiah Brockington vs. West Virginia (2/23/22)
2. 31 - Caleb Grill vs. #1 North Carolina (11/25/22)
3. 30 - Izaiah Brockington vs. #25 Xavier (11/24/21)
4. 30 - Gabe Kalscheur vs. #9 Memphis (11/26/21)
5. 29 - Izaiah Brockington vs. Iowa (12/9/21)
6. 27 - Izaiah Brockington vs. Kansas State (2/12/22) (OT)
7. 26 - Izaiah Brockington at Oklahoma State (1/26/22) (OT)
8. 26 - Gabe Kalscheur vs. West Virginia (2/27/23)
9. 25 - Keshon Gilbert vs. Iowa (12/7/23)
10. 25 - Gabe Kalscheur vs. Texas Tech (1/10/23)

### Field Goals Made

1. 14 - Izaiah Brockington vs. West Virginia (2/23/22)
2. 12 - Izaiah Brockington vs. #25 Xavier (11/24/21)
3. 11 - Caleb Grill vs. #1 North Carolina (11/25/22)
- 11 - Izaiah Brockington vs. Kansas State (2/12/22) (OT)
- 11 - Izaiah Brockington vs. #10 Kansas (2/1/22)
- 11 - Izaiah Brockington at Oklahoma State (1/26/22) (OT)
- 11 - Izaiah Brockington vs. Iowa (12/9/21)
8. 10 - Tre King at DePaul (12/1/23)
- 10 - Gabe Kalscheur vs. Texas Tech (1/10/23)
- 10 - Gabe Kalscheur vs. #14 Wisconsin (3/20/22)
- 10 - Izaiah Brockington vs. Oklahoma (2/19/22)
- 10 - Izaiah Brockington vs. Arkansas-Pine Bluff (12/1/21)
- 10 - Gabe Kalscheur vs. #9 Memphis (11/26/21)

### Field Goals Attempted

1. 28 - Izaiah Brockington vs. #10 Kansas (2/1/22)
2. 22 - Izaiah Brockington vs. West Virginia (2/23/22)
3. 20 - Izaiah Brockington at Oklahoma State (1/26/22) (OT)
- 20 - Izaiah Brockington vs. Arkansas-Pine Bluff (12/1/21)
5. 19 - Gabe Kalscheur at Texas Tech (1/30/23) (OT)
- 19 - Gabe Kalscheur vs. Villanova (11/24/22) (OT)
- 19 - Gabe Kalscheur vs. #14 Wisconsin (3/20/22)
- 19 - Izaiah Brockington at TCU (2/15/22)
- 19 - Izaiah Brockington vs. #25 Xavier (11/24/21)

### 3-Point Field Goals Made

1. 8 - Caleb Grill at Texas Tech (1/30/23) (OT)
2. 7 - Caleb Grill vs. #1 North Carolina (11/25/22)
- 7 - Tyrese Hunter vs. LSU (3/28/22)
4. 6 - Curtis Jones vs. Prairie View A&M (12/10/23)
- 6 - Milan Momcilovic vs. Green Bay (11/6/23)
- 6 - Gabe Kalscheur vs. #10 Baylor (3/9/23)
- 6 - Caleb Grill at Kansas State (2/26/22)
- 6 - Gabe Kalscheur vs. #21 Texas (1/15/22)
- 6 - Caleb Grill vs. Southeastern (12/19/21)

### 3-Point Field Goals Attempted

1. 15 - Gabe Kalscheur vs. Villanova (11/24/22) (OT)
2. 13 - Milan Momcilovic vs. #12 Texas A&M (11/26/23)
3. 12 - Gabe Kalscheur at #12 Kansas State (2/18/23)
- 12 - Caleb Grill at Texas Tech (1/30/23) (OT)
- 12 - Gabe Kalscheur vs. #21 Texas (1/15/22)

### Free Throws Made

1. 12 - Keshon Gilbert vs. VCU (11/23/23)
2. 9 - Tyrese Hunter vs. Alabama State (11/16/21)
3. 8 - Keshon Gilbert vs. TCU (2/10/24)
- 8 - Keshon Gilbert vs. Prairie View A&M (12/10/23)
- 8 - Osun Osunniyi vs. #5 Kansas State (1/24/23)
- 8 - Tyrese Hunter at Kansas State (2/26/22)
- 8 - Izaiah Brockington vs. Missouri (1/29/22)
- 8 - Izaiah Brockington vs. #1 Baylor (1/1/22)
- 8 - Izaiah Brockington vs. Chicago State (12/21/21)
- 8 - Gabe Kalscheur vs. Kennesaw State (11/9/21)

### Free Throws Attempted

1. 15 - Keshon Gilbert vs. VCU (11/23/23)
2. 13 - Gabe Kalscheur vs. Kennesaw State (11/9/21)
3. 11 - Keshon Gilbert vs. Florida A&M (12/17/23)
- 11 - Osun Osunniyi vs. #5 Kansas State (1/24/23)
5. 10 - Robert Jones at #18 Baylor (2/3/24)
- 10 - Keshon Gilbert vs. Prairie View A&M (12/10/23)
- 10 - Robert Jones vs. Iowa (12/7/23)
- 10 - Tyrese Hunter vs. Alabama State (11/16/21)
- 10 - Tyrese Hunter at Kansas State (2/26/22)
- 10 - Tyrese Hunter vs. West Virginia (2/23/22)
- 10 - Aljaz Kunc vs. #25 Texas Tech (1/5/22)

### Most Rebounds

1. 14 - Tamin Lipsey vs. #12 Texas A&M (11/26/23)
2. 13 - Keshon Gilbert vs. Kansas State (1/24/24)
3. 13 - Izaiah Brockington vs. Chicago State (12/21/21)
- 13 - Izaiah Brockington vs. Alabama State (11/16/21)
5. 12 - Izaiah Brockington vs. TCU (1/22/22)
- 12 - Izaiah Brockington vs. Oregon State (11/12/21)

### Most Assists

1. 13 - Tyrese Hunter at #3 Baylor (3/5/22)
2. 11 - Keshon Gilbert vs. New Hampshire (12/31/23)
3. 10 - Tamin Lipsey at DePaul (12/1/23)
- 10 - Tamin Lipsey vs. #8 Kansas (2/4/23)
- 10 - Tyrese Hunter at Kansas State (2/26/22)

### Most Steals

1. 8 - Tamin Lipsey vs. Prairie View A&M (12/10/23)
2. 7 - Curtis Jones at #19 TCU (1/20/24)
3. 5 - Tamin Lipsey vs. Oklahoma State (1/13/24)
- 5 - Curtis Jones vs. Lindenwood (11/9/23)
- 5 - Tamin Lipsey vs. #10 Baylor (3/9/23)
- 5 - Tyrese Hunter vs. LSU (3/18/22)
- 5 - Caleb Grill vs. St. John's (12/4/22)
- 5 - Tyrese Hunter at #9 Kansas (1/11/22)
- 5 - Gabe Kalscheur vs. #9 Memphis (11/26/21)
- 5 - Tyrese Hunter vs. #25 Xavier (11/24/21)

### Most Blocks

1. 4 - Hason Ward at #18 Baylor (2/3/24)
2. 3 - Hason Ward vs. New Hampshire (12/31/23)
- 3 - Milan Momcilovic vs. Prairie View A&M (12/10/23)
- 3 - Robert Jones vs. Grambling State (11/19/23)
- 3 - Demarion Watson vs. #10 Baylor (3/9/23)
- 3 - Osun Osunniyi at Texas Tech (1/30/23) (OT)
- 3 - Osun Osunniyi at Oklahoma State (1/21/23)
- 3 - Osun Osunniyi at #2 Kansas (1/4/23)
- 3 - Aljaz Kunc vs. Milwaukee (11/20/22)
- 3 - George Conditt IV at #18 Texas Tech (1/18/22)
- 3 - Aljaz Kunc vs. #9 Memphis (11/26/21)

## STAT RANKINGS

Category	NCAA	Big 12
Assist/Turnover Ratio	37	4
Assists Per Game	32	4
Bench Points Per Game	106	6
Blocks Per Game	250	11
Effective Field Goal Percent	123	8
Fastbreak Points	125	7
Field Goal Percentage	68	6
Field Goal Percentage Def.	28	4
Fouls Per Game	160	8
Free Throw Att. Per Game	72	3
Free Throw Percentage	278	12
Free Throws Made Per Game	107	7
Rebound Margin	125	10
Rebounds (Def.) Per Game	312	14
Rebounds (Off.) Per Game	98	8
Rebounds Per Game	232	12
Scoring Defense	6	2
Scoring Margin	8	2
Scoring Offense	89	4
Steals Per Game	3	1
3-Point Attempts Per Game	292	12
3-Point Percentage	130	6
3-Point Percentage Def.	123	7
3-Pointers Per Game	255	12
Turnover Margin	2	2
Turnovers Forced Per Game	2	1
Turnovers Per Game	105	4
Winning Percentage	19	2

### Category (Top 100)

Category	NCAA	Big 12
<b>Keshon Gilbert</b>		
Triple Doubles	6	2
Free Throw Attempts	86	1
<b>Tamin Lipsey</b>		
Steals Per Game	5	1
Triple Doubles	6	2
Steals	6	1
Assists Per Game	42	4
Assists	56	5
Assist/Turnover Ratio	97	7

## MISC. STATS

Largest...	2023-24	Under Otz
Lead	58 vs. Grambling State (11/19/23)	58 vs. Grambling State (11/19/23)
Margin of Victory	55, twice	55, twice
Deficit	24 at #20 BYU (1/16/24)	33 vs. Texas Tech (3/10/22)
Deficit Overcome to Win	15 vs. VCU (11/23/23)	15 vs. VCU (11/23/23)
Deficit Overcome to Lead	15, twice	25 at Baylor (3/5/22)
Margin of Defeat	15 at #20 BYU (1/16/24)	31 vs. Texas Tech (3/10/22)
Halftime Lead	34 vs. Grambling State (11/19/23)	34 vs. Grambling State (11/19/23)
Halftime Deficit	12 at #18 Baylor (2/3/24)	20 at Iowa (12/8/22)
Iowa State Run	20 at #18 Baylor (2/3/24)	21 vs. IUPUI (11/7/22)
Opponent Run	16 vs. #12 Texas A&M (11/26/23)	22 at Baylor (3/5/22)
<b>Most...</b>		
Points in a Half	58 at DePaul (12/1/23)	58 at DePaul (12/1/23)
Opp. Points in a Half	50 vs. Texas Tech (2/17/24)	50 vs. Texas Tech (2/17/24)
Points Off Turnovers	36 at #19 TCU (1/20/24)	36, twice
2nd Chance Points	24 vs. Prairie View A&M (12/10/23)	24 vs. Prairie View A&M (12/10/23)
Points in the Paint	52, twice	52, twice
Fastbreak Points	21 vs. Prairie View A&M (12/10/23)	21 vs. Prairie View A&M (12/10/23)

## SHOT PERCENT PER HALF

Highest	2023-24	Under Otz
Iowa State	67.9% 1st vs. Grambling State (11/19/23)	76.9% 2nd vs. Southeastern (12/19/21)
Opponent	57.7% 2nd at No. 20 BYU/2nd vs. TCU	81.8% 2nd at Oklahoma (1/8/22)
<b>Lowest</b>		
Iowa State	20% 1st vs. Oklahoma (2/28/24)	15.8% 2nd vs. Texas Tech (1/5/22)
Opponent	22.7% 2nd vs. Oklahoma State (1/13/24)	22.7% 2nd vs. Oklahoma State (1/13/24)

## DOUBLE FIGURE SCORERS

Number	W-L	Under Otz
0 Players	0-0	0-1
1 Player	0-0	0-1
2 Players	3-1	14-13
3 Players	5-4	23-17
4 Players	10-1	18-1
5 Players	3-0	7-0
6 Players	2-0	2-0

## IN THE POLLS

Week	AP/Coach	Week	AP/Coach
Nov. 13	RV/RV	Jan. 15	24/20
Nov. 20	RV/RV	Jan. 22	23/18
Nov. 27	RV/RV	Jan. 29	12/11
Dec. 4	-/RV	Feb. 5	14/14
Dec. 11	RV/RV	Feb. 12	10/10
Dec. 18	RV/RV	Feb. 19	6/6
Dec. 25	RV/RV	Feb. 26	8/6
Jan. 1	RV/RV	March 4	6/6
Jan. 8	RV/RV	March 11	-/-
		April 9	-/-

## CYCLONE FACTS

9

The Cyclones have nine wins over teams ranked in the AP Top 10 under T.J. Otzelberger, the second-most in the country during his tenure at Iowa State.

22

Over the summer, Cyclone legend Dedric Willoughby suddenly passed away. Iowa State honored Willoughby before the game Nov. 12 against Idaho State.

26

26 times Iowa State has had a player named to an All-America team, including seven times in the last 10 seasons.

555

The Cyclones have made at least one three-point field goal in 555 consecutive games, a streak dating back to the 2007-08 season opener against Winston-Salem State.

## SITUATIONAL RECORDS

	2023-24	Under Otz	Streak
Against Non-conference opponents	11-2	35-7	W6
Against Big 12 opponents	12-4	29-26	W3
At Home:	17-0	44-8	W17
On Road:	5-4	12-18	W1
At Neutral Sites:	1-2	8-7	L2
Leading at half	22-1	53-9	W18
Trailing at half	1-5	8-24	L5
Tied at half	0-0	3-0	W3
Outrebound opponent	15-3	40-12	W2
Tied or Outrebounded	8-3	24-21	W3
Make more free throws	14-2	29-6	W2
Make same or fewer free throws	9-4	35-27	W2
Make 15 or more FTs	12-4	27-6	W1
Make Less Than 15 FTs	11-2	37-26	W3
Shooting 50 percent or better	7-0	21-1	W18
Shooting less than 50 percent	16-6	43-32	W3
Better FG% than opponent	19-1	51-5	W15
Worse FG% than opponent	4-5	13-28	W1
Makes 10 or more 3-pointers	3-0	14-0	W14
Makes Less Than 10 3-pointers	20-6	50-33	W3
Commit same or more turnovers	0-3	7-15	L4
Commits less turnovers	23-3	57-18	W7
More bench points	17-5	46-15	W3
Same or fewer bench points	6-1	18-18	W5
Score 59 points or less	2-0	7-14	W2
Score 60-69 points	4-5	13-15	W1
Score 70-79 points	6-1	22-4	W6
Score 80-89 points	5-0	16-0	W22
Score 90-99 points	4-0	4-0	W15
Score more than 100 points	2-0	2-0	W14
Allow 59 points or less	13-0	37-3	W13
Allow 60-69 points	5-0	13-7	W5
Allow 70-79 points	4-5	11-21	L1
Allow 80-89 points	1-1	3-2	L1
Allow 90-99 points	0-0	0-0	L11
Allowing more than 100 points	0-0	0-0	L16
Reach 40 points first	22-1	58-7	W18
Opponent reach 40 points first	1-5	6-26	L5
Decided by 5 points or less	5-2	17-9	W1
Decided by 6-10 points	4-3	10-8	W2
Decided by 11 points or more	14-1	37-16	W3
Leading with 5:00 left	21-1	59-7	W6
Trailing with 5:00 left	2-5	4-25	W1
Tied with 5:00 left	0-0	1-1	L1
Leading with 1:00 left	23-0	61-1	W27
Trailing with 1:00 left	0-6	2-31	L23
Tied with 1:00 left	0-0	1-1	W1
In November	5-2	17-3	L2
In December	6-0	16-1	W9
In January	5-2	14-11	W3
In February	6-2	12-12	W2
In March	1-0	5-6	W1
In April	0-0	0-0	-
In overtime	0-0	2-2	L1
In double overtime	0-0	0-0	W1
As AP Top-25 team	10-3	30-20	W3
Vs. AP Top-25 team	3-5	17-17	L2
Vs. AP Top-15 team	2-3	11-12	L1
Vs. AP Top 10 team	2-1	9-8	L1
On Big 12 Now on ESPN+	12-2	31-7	W3
On ESPN	0-1	3-5	L2
On ESPN2	6-3	12-11	W3
On ESPNU	2-0	12-5	W2
On Longhorn Network	1-0	1-2	W1
On FS1	1-0	2-1	W1
On TBS	0-0	1-1	L1
On TNT	0-0	1-0	W1
On truTV	0-0	0-1	L1
On CBS	1-0	1-0	W1
White Jersey	9-1	25-8	W7
Gold Jersey	5-3	14-10	L1
Cardinal Jersey	8-2	22-14	W3
Black Jersey	1-0	2-1	W2
Anthracite Jersey	0-0	1-0	W1

## THE LAST TIME

### Iowa State had...

<b>100 points</b>	<b>107 vs. Prairie View A&amp;M (12-10-23)</b>
<b>FG% 60% or better</b>	<b>60.8 (31-51) vs. Prairie View A&amp;M (12-10-23)</b>
FG% 30% or less	23.3 (14-60) vs. Pitt (3-17-23)
<b>Made 10 3-pointers</b>	<b>14 vs. No. 7 Kansas (1-27-24)</b>
<b>Attempted 40 FTs</b>	<b>48 vs. Prairie View A&amp;M (12-10-23)</b>
Attempted Fewer Than 5 FTs	4 vs. Miami (3-25-22)
Had 50 rebounds	50 vs. Iowa (12-9-21)
Had 60 rebounds	63 vs. The Citadel (11-20-16)
Had 30 assists	32 vs. Mississippi Valley State (11-5-19)
<b>Had 10 steals</b>	<b>14 vs. West Virginia (2-24-24)</b>
Had 10 blocks	10 vs. Memphis (11-26-21)
<b>Five Players With 10+ pts</b>	<b>5 vs. Texas Tech (2-17-24)</b>
<i>(R. Jones, Momcilovic, Lipsey, Gilbert, C. Jones)</i>	
<b>Six Players With 10+ pts</b>	<b>6 vs. New Hampshire (12-31-23)</b>
<i>(King, Momcilovic, Lipsey, Gilbert, C. Jones, Ward)</i>	
<b>Two Players with 20 pts</b>	<b>2 vs. Prairie View A&amp;M (12-10-23)</b>
<i>(C. Jones, 22; Gilbert, 20)</i>	
Three Players with 20 pts	3 vs. Oklahoma State (1-21-20)
<i>(Young, 27; Bolton, 21; Haliburton, 20)</i>	
Two Players with 5+ 3-Pointers	2 vs. No. 12 Baylor (12-31-22)
<i>(Grill 5, Kalscheur 5)</i>	
2 double-doubles	2 vs. Chicago State (12-21-21)
<i>(Brockington, Enaruna)</i>	
3 double-doubles	3 vs. Buffalo (12-7-15)
<i>(McKay, Morris, Niang)</i>	

### A Cyclone had...

30 points	31, Caleb Grill vs. No. 1 North Carolina (11-25-22)
40 points	48, Melvin Ejim vs. TCU (2-8-14)
<b>5 3-pointers</b>	<b>5, Keshon Gilbert at No. 18 Baylor (2-3-24)</b>
<b>10 rebounds</b>	<b>13, Keshon Gilbert vs. Kansas State (1-24-24)</b>
15 rebounds	16, Mike Jacobson vs. Kansas St. (3-15-19)
20 rebounds	20, Jared Homan vs. No. Carolina (3-20-05)
<b>10 assists</b>	<b>11, Keshon Gilbert vs. New Hampshire (12-31-23)</b>
<b>5 steals</b>	<b>7, Curtis Jones at No. 19 TCU (1-20-24)</b>
5 blocks	5, George Conditt vs. Seton Hall (12-8-19)
<b>Double-Double</b>	<b>Keshon Gilbert vs. Kansas State (1-24-24)</b>
<b>Triple-Double</b>	<b>Keshon Gilbert vs. New Hampshire (12-31-23)</b>

### An Opposing Team had...

100 points	105 by Iowa (12-11-20)
FG% 60% or better	61.7 (29-47) by Oklahoma (1-8-22)
<b>FG% 30% or less</b>	<b>28.6 by Grambling State (11-19-23)</b>
<b>Made 10 3-pointers</b>	<b>10 by West Virginia (2-24-24)</b>
Made 0 3-pointers	Southern Miss (11-19-19)
Had 50 rebounds	51 by TCU (2-9-21)
Had 30 assists	31 by Texas A&M (1-16-99)
Six Players With 10+ pts	6 by Oklahoma (2-12-20)

### An Opposing Player had...

30 points	32, Nijel Pack, Kansas State (2-26-22)
40 points	40, Devin Smith, Virginia (12-6-04)
<b>5 3-pointers</b>	<b>5, Emanuel Sharp, No. 2 Houston (1-9-24)</b>
<b>10 rebounds</b>	<b>11, Darrion Williams, Texas Tech (2-17-24)</b>
15 rebounds	<b>15, Hunter Dickinson, No. 7 Kansas (1-27-24)</b>
20 rebounds	21, Stacey King, Oklahoma (1-30-88)
10 assists	13, Xavier Simpson, Michigan (11-27-19)
5 steals	5, De'Vion Harmon, Texas Tech (1-10-23)
5 blocks	6, Kevin Samuel, TCU (1-4-20)

## SPECIALTY STATS

### Dunks (at ISU)

Player	2023-24	Career
Ward	22	40
King	22	34
R. Jones	15	29
Watson	9	16
Billiew	3	3
Gilbert	3	3
Lipsey	1	2

### Charges Taken (at ISU)

Player	2023-24	Career
Gilbert	14	14
Lipsey	5	13
C. Jones	4	4
King	2	5
R. Jones	1	9
Watson	-	3
Hawley	-	2

### First Points of a Game (at ISU)

Player	2023-24	Career
R. Jones	7	9
Momcilovic	7	7
King	6	6
Gilbert	5	5
Lipsey	2	7
Ward	1	1
C. Jones	1	1

### First Sub of a Game (at ISU)

Player	2023-24	Career
C. Jones	27	27
Ward	15	16
Billiew	6	6
Watson	4	13
R. Jones	3	45
King	-	17

### 20-plus Points in a Game (At ISU)

Player	2023-24	Career
Gilbert	7	7
King	2	2
Lipsey	2	2
Momcilovic	1	1
C. Jones	1	1

### 30-plus Points in a Game (At ISU)

Player	2023-24	Career
-	-	-

### 10-plus Rebounds in a Game (At ISU)

Player	2023-24	Career
Gilbert	3	3
Lipsey	2	4
King	1	1
Watson	-	1
R. Jones	-	1

### 10-plus Assists in a Game (At ISU)

Player	2023-24	Career
Lipsey	1	2
Gilbert	1	1

## LED IOWA STATE IN...

Player	Points		Rebounds		Assists	
	'23-24	Career	'23-24	Career	'23-24	Career
Billiew	-	-	-	-	-	-
Fish	-	-	-	-	-	-
Gilbert	8	8	8	8	13	13
Hawley	-	-	-	-	-	-
C. Jones	3	3	1	1	4	4
R. Jones	1	1	6	14	-	4
Kelderman	-	-	-	-	-	-
King	5	5	11	15	-	-
Lipsey	9	9	6	11	19	40
Momcilovic	6	6	2	2	2	2
Paveletzke	-	-	-	-	-	-
Ward	1	1	3	4	1	1
Watson	1	1	2	4	-	-

## HOW ISU SCORED FIRST POINT

Player	Dunk	Layup	Jumper	3-Pointer	Free Throw
R. Jones	-	6	-	-	1
Momcilovic	-	1	3	3	-
King	1	4	1	-	-
Gilbert	-	1	2	1	1
Lipsey	-	-	2	-	-
Ward	1	-	-	-	-
C. Jones	-	1	-	-	-

## WINNING STREAKS

### All Opponents

Total: Won 3 Home: Won 17  
Road: Won 1 Neutral: Lost 2

### Big 12 Opponents

Total: Won 3 Home: Won 8  
Road: Won 1 Neutral: Lost 1

### Non-Conference Opponents

Total: Won 6 Home: Won 27  
Road: Won 1 Neutral: Lost 2

### A.P. Top-25 Ranked Opponents

Total: Lost 2 Home: Won 7  
Road: Lost 2 Neutral: Lost 2

### Last Win Over Ranked Team

Home - #7 Kansas (79-75), 1/27/24  
Road - #19 TCU (73-72), 1/20/24  
Neutral - #10 Baylor (78-72), 3/10/23

### Homecourt Win Streaks

39 2/16/99 - 11/30/01 (four seasons)  
22 1/18/12 - 2/25/13 (two seasons)  
22 3/4/92 - 12/21/93 (three seasons)  
21 2/16/85 - 12/22/86 (three seasons)  
21 1/25/14 - 2/25/15 (two seasons)

### 17 11/6/23 - Present (One Season)

15 2/23/91 - 2/15/92 (two seasons)

*Current streak - 17 (11/6/23-Present)*

### Conference Home Win Streaks

18 2/16/99 - 1/9/02 (four seasons)  
14 1/18/12 - 2/5/13 (two seasons)  
14 1/25/14 - 2/25/15 (two seasons)  
12 2/16/85 - 1/20/87 (three seasons)

*Current streak - 8 (1/9/24-Present)*

### Non-Conference Home Win Streaks

41 1/2/91 - 12/9/95 (six seasons)  
37 12/6/11 - 12/1/16 (six seasons)  
28 11/23/98 - 12/1/01 (four seasons)

### 27 12/20/20 - Present (four seasons)

*Current streak - 27 (12/20/20-Present)*

## MOST 3-POINTERS, GAME

1.	18	Kansas	2/4/17
2.	17	Kansas	2/25/13
3.	16	Oklahoma	2/6/21
	16	Northern Colorado	11/22/11
4.	15	Alabama	11/28/19
	15	Oklahoma State	2/28/17
	15	Omaha	12/5/16
	15	UNC-Wilmington	11/10/13
	15	Oklahoma	2/4/12
	15	Milwaukee	11/16/08
9.	14	<b>Kansas</b>	<b>1/27/24</b>
	14	Purdue-Fort Wayne	12/22/19
	14	Drake	11/17/19
	14	Kansas State	2/16/19
	14	San Diego State	11/21/18
	14	Northern Illinois	12/4/17
	14	Drake	12/17/16
	14	Chattanooga	11/23/15
	14	Oklahoma	2/9/15
	14	West Virginia	3/9/13
	14	TCU	2/16/13
	14	Kansas	1/9/13
	14	Rice	11/26/11
	14	Kansas	2/12/11
	14	Baylor	1/15/11

## CAREER DOUBLE-DOUBLES

### Tre King (9)

Florida A&M (12/17/23) 18 Points, 10 Rebounds  
 \*Jacksonville State (1/7/21) 16 Points, 10 Rebounds  
 \*Eastern Illinois (12/30/20) 22 Points, 12 Rebounds  
 \*Camp-Harrod. (12/17/20) 24 Points, 12 Rebounds  
 \*at Xavier (11/30/20) 25 Points, 13 Rebounds  
 \*vs. North Florida (11/25/20) 15 Points, 10 Rebounds  
 \*at Tennessee Tech (2/21/19) 10 Points, 10 Rebounds  
 \*Jacksonville State (1/24/19) 11 Points, 12 Rebounds  
 \*East Carolina (12/28/19) 18 Points, 12 Rebounds

### Hason Ward (5)

\*Rhode Island (2/8/22) 13 Points, 10 Rebounds  
 \*Duquesne (2/5/22) 13 Points, 10 Rebounds  
 \*at Richmond (1/29/22) 14 Points, 10 Rebounds  
 \*at Davidson (2/27/21) 10 Points, 10 Rebounds  
 \*La Salle (1/30/21) 13 Points, 10 Rebounds

### Robert Jones (3)

at Iowa (12/8/22) 11 Points, 10 Rebounds  
 \*Omaha (2/27/21) 13 Points, 10 Rebounds  
 \*South Dakota State (1/8/20) 11 Points, 11 Rebounds

### Tamin Lipsey (2)

vs. No. 10 Baylor (3/9/23) 13 Points, 11 Rebounds  
 vs. No. 12 Texas A&M (11/26/23) 10 Points, 14 Rebounds

### Keshon Gilbert (2)

vs. VCU (12/23/23) 22 Points, 10 Rebounds  
 vs. Kansas State (1/24/24) 15 Points, 13 Rebounds

### Jackson Paveletzke (1)

\*Montreat 23 Points, 10 Assists

\*Prior to Iowa State

## CYCLONE TRIPLE DOUBLES

**Marc Urquhart - Jan. 9, 1989 vs. Ill.-Chicago**  
 10 points, 12 rebounds, 10 assists

**Jamaal Tinsley - Jan. 8, 2000 vs. Missouri**  
 12 points, 11 rebounds, 11 assists

**Curtis Stinson - Feb. 5, 2006 vs. Colorado**  
 24 points, 10 rebounds, 10 assists

**Royce White - Jan. 7, 2012 at Texas A&M**  
 10 points, 18 rebounds, 10 assists

**Monté Morris - Nov. 20, 2016 vs. The Citadel**  
 17 points, 10 rebounds, 10 assists

**Tyrese Haliburton - Jan. 4, 2020 at TCU**  
 22 points, 12 rebounds, 10 assists

**Tamin Lipsey - Dec. 1, 2023 at DePaul**  
 15 points, 10 rebounds, 10 assists

**Keshon Gilbert - Dec. 31, 2023 vs. New Hampshire**  
 10 points, 10 rebounds, 11 assists

## STARTERS BY GAME

Opponent	1	2	3	4	5	W-L
GREEN BAY	Lipsey	Gilbert	Momcilovic	King	Ward	1-0
LINDENWOOD	Lipsey	Gilbert	Momcilovic	King	Ward	2-0
IDAHO STATE	Lipsey	Gilbert	Momcilovic	King	Ward	<b>3-0</b>
GRAMBLING ST.	Lipsey	Gilbert	Momcilovic	King	R. Jones	1-0
vs. VCU	Lipsey	Gilbert	Momcilovic	King	R. Jones	2-0
vs. Virginia Tech	Lipsey	Gilbert	Momcilovic	King	R. Jones	2-1
vs. No. 12 Texas A&M	Lipsey	Gilbert	Momcilovic	King	R. Jones	2-2
at DePaul	Lipsey	Gilbert	Momcilovic	King	R. Jones	3-2
IOWA	Lipsey	Gilbert	Momcilovic	King	R. Jones	4-2
PRAIRIE VIEW A&M	Lipsey	Gilbert	Momcilovic	King	R. Jones	5-2
FLORIDA A&M	Lipsey	Gilbert	Momcilovic	King	R. Jones	6-2
EASTERN ILLINOIS	Lipsey	Gilbert	Momcilovic	King	R. Jones	7-2
NEW HAMPSHIRE	Lipsey	Gilbert	Momcilovic	King	R. Jones	8-2
at No. 11 Oklahoma	Lipsey	Gilbert	Momcilovic	King	R. Jones	8-3
No. 2 HOUSTON	Lipsey	Gilbert	Momcilovic	King	R. Jones	9-3
OKLAHOMA STATE	Lipsey	Gilbert	Momcilovic	King	R. Jones	10-3
at No. 20 BYU	Lipsey	Gilbert	Momcilovic	King	R. Jones	10-4
at No. 19 TCU	C.Jones	Gilbert	Momcilovic	King	R. Jones	<b>1-0</b>
KANSAS STATE	Lipsey	Gilbert	Momcilovic	King	R. Jones	11-4
No. 7 KANSAS	Lipsey	Gilbert	Momcilovic	King	R. Jones	12-4
at No. 18 Baylor	Lipsey	Gilbert	Momcilovic	King	R. Jones	12-5
at Texas	Lipsey	Gilbert	Momcilovic	King	R. Jones	13-5
TCU	Lipsey	Gilbert	Momcilovic	King	R. Jones	14-5
at Cincinnati	Lipsey	Gilbert	Momcilovic	King	R. Jones	15-5
TEXAS TECH	Lipsey	Gilbert	Momcilovic	King	R. Jones	16-5
at No. 2 Houston	Lipsey	Gilbert	Momcilovic	King	R. Jones	16-6
WEST VIRGINIA	Lipsey	Gilbert	Momcilovic	King	R. Jones	17-6
OKLAHOMA	Lipsey	Gilbert	Momcilovic	King	R. Jones	18-6
at UCF	Lipsey	Gilbert	Momcilovic	King	R. Jones	<b>19-6</b>

## CAREER GAMES STARTED

Name	2023-24	Career
Tre King	29 (23-6)	111 (67-44)*
Keshon Gilbert	29 (23-6)	62 (44-18)*
Milan Momcilovic	29 (23-6)	29 (23-6)
Tamin Lipsey	28 (22-6)	61 (41-20)
Robert Jones	26 (20-6)	76 (34-42)*
Hason Ward	3 (3-0)	38 (26-12)*
Curtis Jones	1 (1-0)	32 (15-17)*
Jackson Paveletzke	- (0-0)	33 (17-16)*

\*Includes previous school

## ON THIS DATE

- Iowa State is 6-14 all-time on March 6.
- This will be the first time Iowa State has played on March 6 since dropping a 61-56 decision at Kansas State in 2021. It is the first game at Hilton since beating Oklahoma State 87-76 in 2013.
- Iowa State is 2-3 in Big 12 play on March 6, earning wins over Kansas State (2010) and Oklahoma State (2013).
- The Cyclones are 5-4 in Ames on March 6, but are 5-0 inside Hilton Coliseum. Those five victories have come against Nebraska (1972), Colorado (1985), Kansas State (1993 and 1994) and Oklahoma State (2013).

## CAREER GAMES PLAYED

Name	2023-24	Career
Tre King	29 (23-6)	144 (83-60)*
Robert Jones	29 (23-6)	142 (71-70)*
Keshon Gilbert	29 (23-6)	92 (58-33)*
Curtis Jones	29 (23-6)	88 (53-34)*
Milan Momcilovic	29 (23-6)	29 (22-6)
Tamin Lipsey	28 (22-6)	61 (40-20)
Jackson Paveletzke	28 (22-6)	61 (39-22)*
Demarion Watson	28 (22-6)	57 (39-17)
Hason Ward	20 (16-4)	122 (82-39)*
Omaha Billiew	16 (13-3)	16 (13-3)
Cade Kelderman	9 (8-1)	9 (8-1)
Conrad Hawley	7 (7-0)	16 (14-2)
Kayden Fish	4 (4-0)	4 (4-0)

\*Includes previous school

## SPECIALTY STATS

OPPONENT	SCORE	POINTS IN PAINT		POINTS OFF TURNOVERS		2ND CHANCE POINTS		FAST BREAK POINTS		BENCH POINTS	
		ISU	OPP	ISU	OPP	ISU	OPP	ISU	OPP	ISU	OPP
GREEN BAY	<b>W, 85-44</b>	42	8*	27	4	21	5	16	1	25	12
LINDENWOOD	<b>W, 102-47</b>	<b>52</b>	8*	35	12	20	3	20	7	<b>40</b>	22
IDAHO STATE	<b>W, 86-55</b>	46	12	24	8	12	7	15	0*	29	21
GRAMBLING ST.	<b>W, 92-37</b>	48	18	28	9	6	2*	11	6	38	19
vs. VCU	<b>W, 68-64</b>	42	18	11	4	9	9	7	5	4*	9
vs. Virginia Tech	L, 62-71	26	16	12	7	8	10	8	5	5	15
vs. No. 12 Texas A&M	L, 69-73	18*	30	12	19	19	<b>16</b>	17	18	19	17
at DePaul	<b>W, 99-80</b>	<b>52</b>	24	30	14	21	9	19	13	17	15
IOWA	<b>W, 90-65</b>	46	18	25	9	17	11	10	13	11	32
PRAIRIE VIEW A&M	<b>W, 107-56</b>	44	16	34	19	<b>24</b>	9	<b>21</b>	4	<b>40</b>	31
FLORIDA A&M	<b>W, 96-58</b>	38	12	31	7	9	11	13	1	30	18
EASTERN ILLINOIS	<b>W, 80-48</b>	30	22	22	5	5*	8	13	2	26	14
NEW HAMPSHIRE	<b>W, 85-70</b>	42	26	21	15	16	9	17	5	25	16
at No. 11 Oklahoma	L, 63-71	38	26	18	10	15	5	6	10	26	22
No. 2 HOUSTON	<b>W, 57-53</b>	22	18	17	6	5*	10	6	2	9	5
OKLAHOMA STATE	<b>W, 66-42</b>	42	16	20	7	6	6	4*	5	14	14
at No. 20 BYU	L, 72-87	34	26	10	17	15	10	8	21	20	13
at No. 19 TCU	<b>W, 73-72</b>	40	28	<b>36</b>	13	14	6	15	<b>22</b>	15	17
KANSAS STATE	<b>W, 78-67</b>	24	28	17	14	13	10	6	7	26	19
No. 7 KANSAS	<b>W, 79-75</b>	24	<b>36</b>	15	9	14	11	9	7	18	2*
at No. 18 Baylor	L, 68-70	20	12	26	13	12	16	5	1	16	9
at Texas	<b>W, 70-65</b>	34	32	18	6	16	9	4*	4	24	9
TCU	<b>W, 71-59</b>	28	22	12	12	9	9	9	6	23	28
at Cincinnati	<b>W, 68-59</b>	36	14	26	15	6	8	8	4	23	<b>37</b>
TEXAS TECH	<b>W, 82-74</b>	44	22	28	0*	11	9	11	0*	20	16
at No. 2 Houston	L, 65-73	24	22	9*	<b>20</b>	13	8	12	9	15	9
WEST VIRGINIA	<b>W, 71-64</b>	24	22	29	8	8	9	6	2	27	10
OKLAHOMA	<b>W, 58-45</b>	30	18	13	8	14	7	5	4	32	13
at UCF	<b>W, 60-52</b>	20	<b>36</b>	22	14	5*	11	10	7	14	9
<b>Totals</b>		<b>1,010</b>	<b>606</b>	<b>628</b>	<b>304</b>	<b>363</b>	<b>253</b>	<b>311</b>	<b>191</b>	<b>631</b>	<b>473</b>
<b>Averages</b>		<b>34.8</b>	<b>20.9</b>	<b>21.7</b>	<b>10.5</b>	<b>12.5</b>	<b>8.7</b>	<b>10.7</b>	<b>6.6</b>	<b>21.8</b>	<b>16.3</b>

## CYCLONE FACTS

5

Five Cyclones were on NBA opening day rosters, two of which played for ISU when Otzelberger was on staff.

14

Iowa State has won 14 conference championships in school history.

1

Tre King is the only Cyclone with over 1,000 career points. Last season, King was one of four Cyclones to have hit the milestone.

117

This is the 117th season of Iowa State men's basketball.

## RECORD WATCH

### ISU SINGLE-SEASON WINS

1.	32	1999-00
2.	28	2013-14
3.	25	2014-15
	25	2000-01
5.	24	2016-17
	24	1995-96
<b>7.</b>	<b>23</b>	<b>2023-24</b>
	23	2018-19
	23	2015-16
	23	2012-13
	23	2011-12
	23	1994-95

### ISU SINGLE-SEASON FEWEST TURNOVERS

1.	10.14	2016-17
2.	10.56	2013-14
3.	11.03	2014-15
<b>4.</b>	<b>11.10</b>	<b>2023-24</b>
5.	11.14	2018-19
6.	11.37	2015-16
7.	11.90	2017-18
8.	12.13	2008-09
9.	12.32	2011-12
10.	12.53	2010-11

### ISU SINGLE-SEASON TURNOVER MARGIN

<b>1.</b>	<b>6.80</b>	<b>2023-24</b>
2.	6.79	1985-86
3.	6.10	2005-06
4.	5.19	1992-93
5.	4.62	1991-92
6.	4.59	1983-84
7.	4.16	2004-05
8.	3.88	2016-17
9.	3.61	2022-23
10.	3.13	1987-88

### ISU SINGLE-SEASON STEALS

1.	381	1991-92
2.	328	1992-93
<b>3.</b>	<b>304</b>	<b>2023-24</b>
4.	299	2021-22
5.	295	2004-05
6.	293	1987-88
7.	290	2022-23
	290	2005-06
9.	277	1999-00
10.	272	2016-17

### ISU 3-POINTERS BY A FRESHMAN

1.	69	Lindell Wigginton, 2017-18
2.	61	Jake Sullivan, 2000-01
<b>5.</b>	<b>49</b>	<b>Milan Momcilovic, 2023-24</b>
	49	Tyrese Haliburton, 2018-19
	49	Talen Horton-Tucker, 2018-19

### ISU FREE THROW % BY A FRESHMAN

1.	87.9	Jake Sullivan, 2000-01
2.	84.7	Monté Morris, 2013-14
<b>3.</b>	<b>80.6</b>	<b>Milan Momcilovic, 2023-24</b>
	80.6	Fred Hoiberg, 1991-92
5.	79.2	Julius Michalik, 1991-92

### ISU STEALS BY A SOPHOMORE

<b>1.</b>	<b>77</b>	<b>Tamin Lipsey, 2023-24</b>
2.	72	Curtis Stinson, 2004-05
3.	64	Monté Morris, 2014-15
4.	62	Jeff Grayer, 1985-86
5.	61	Jeff Hornacek, 1983-84

### ISU SINGLE-SEASON 5+ STEAL GAMES

1.	5	Jamaal Tinsley, 2001
	5	Jamaal Tinsley, 2000
3.	4	Ron Bayless, 1993
	4	Jeff Hornacek, 1984
5.	3	Tyrese Hunter, 2022
	3	Will Blalock, 2006
	3	Justus Thigpen, 1993
<b>8.</b>	<b>2</b>	<b>13 Times</b>

Most Recently by **Tamin Lipsey and Curtis Jones, 2024**

### ISU CAREER 5+ STEAL GAMES

1.	10	Jamaal Tinsley, 2000-01
2.	6	Jeff Hornacek, 1983-86
3.	5	Will Blalock, 2004-06
	5	Ron Bayless, 1992-93
	5	Justus Thigpen, 1990-93
6.	4	Curtis Stinson, 2004-06
	4	Fred Hoiberg, 1992-95
<b>8.</b>	<b>3</b>	<b>Tamin Lipsey, 2024</b>
	3	Tyrese Hunter, 2022
	3	Doug Collins, 1990-91
	3	Jeff Grayer, 1985-88
-	<b>2</b>	<b>Curtis Jones, 2024</b>

### ISU CAREER ASSISTS PER GAME

1.	6.34	Jamaal Tinsley, 2000-01
2.	5.49	Monté Morris, 2014-17
3.	5.41	Jeff Hornacek, 1983-86
4.	5.07	Doug Collins, 1990-91
5.	4.98	Will Blalock, 2004-06
6.	4.96	Gary Thompkins, 1985-88
7.	4.82	Terry Woods, 1987-90
<b>8.</b>	<b>4.77</b>	<b>Tamin Lipsey, 2023-</b>
	4.77	Diante Garrett, 2008-11
10.	4.76	Curtis Stinson, 2004-06

### ISU CAREER STEALS LIST

1.	225	Monté Morris, 2014-17
2.	211	Jeff Hornacek, 1983-86
3.	210	Justus Thigpen, 1990-93
4.	207	Fred Hoiberg, 1992-95
5.	200	Curtis Stinson, 2004-06
6.	199	Jeff Grayer, 1985-88
7.	177	Will Blalock, 2004-06
	177	Jamaal Tinsley, 2000-01
9.	169	Ron Harris, 1981-84
10.	153	Diante Garrett, 2008-11
11.	<b>150</b>	<b>Tamin Lipsey, 2023-</b>

### ISU CAREER ASSISTS LIST

1.	768	Monté Morris, 2014-17
2.	665	Jeff Hornacek, 1983-86
3.	611	Diante Garrett, 2008-11
4.	600	Gary Thompkins, 1985-88
5.	592	Jacy Holloway, 1994-97
6.	564	Terry Woods, 1987-90
7.	464	Will Blalock, 2004-06
8.	448	Curtis Stinson, 2004-06
9.	431	Jamaal Tinsley, 2000-01
10.	421	Georges Niang, 2013-16
11.	374	Justus Thigpen, 1990-93
12.	350	Fred Hoiberg, 1992-95
13.	344	Nick Weiler-Babb, 2017-19
14.	308	Julius Michalik, 1992-95
15.	296	Ron Bayless, 1992-93
<b>16.</b>	<b>290</b>	<b>Tamin Lipsey, 2023-</b>

### ISU CAREER STEALS PER GAME

1.	2.60	Jamaal Tinsley, 2000-01
<b>2.</b>	<b>2.46</b>	<b>Tamin Lipsey, 2023-</b>
3.	2.12	Curtis Stinson, 2004-06
4.	1.90	Will Blalock, 2004-06
5.	1.894	Tyrese Haliburton, 2019-20
6.	1.892	Ron Bayless, 1992-93
7.	1.72	Jeff Hornacek, 1983-86
8.	1.69	Justus Thigpen, 1990-93
9.	1.64	Fred Hoiberg, 1992-95
10.	1.63	Monté Morris, 2014-17

### ISU SINGLE-SEASON STEALS

1.	98	Jamaal Tinsley, 2000
2.	79	Jamaal Tinsley, 2001
<b>3.</b>	<b>77</b>	<b>Tamin Lipsey, 2024</b>
4.	73	Tamin Lipsey, 2023
	73	Curtis Stinson, 2006
6.	72	Curtis Stinson, 2005
	72	Justus Thigpen, 1993
8.	71	Tyrese Hunter, 2022
9.	65	Will Blalock, 2006
	65	Fred Hoiberg, 1992
	65	Jeff Hornacek, 1985

### ISU SINGLE-SEASON STEALS PER GAME

<b>1.</b>	<b>2.75</b>	<b>Tamin Lipsey, 2024</b>
2.	2.65	Jamaal Tinsley, 2000
3.	2.55	Jamaal Tinsley, 2001
4.	2.45	Tyrese Haliburton, 2020
5.	2.43	Curtis Stinson, 2006
6.	2.32	Justus Thigpen, 1993
	2.32	Curtis Stinson, 2005
8.	2.21	Tamin Lipsey, 2023
9.	2.16	Will Blalock, 2006
10.	2.10	Jeff Hornacek, 1984































# 2023-24 BOX SCORES



Official Basketball Box Score - Final  
**Green Bay at Iowa State**  
 11/09/23 James H. Hilton Coliseum, Ames, Iowa  
 2023-24 Men's Basketball

Game Time: 7:02 PM  
 Game Duration: 1:50  
 Attendance: 13,300



Official Basketball Box Score - Final  
**Lindenwood at Iowa State**  
 11/09/23 James H. Hilton Coliseum, Ames, Iowa  
 2023-24 Men's Basketball

Game Time: 7:01 PM  
 Game Duration: 2:06  
 Attendance: 13,327

**Green Bay - 44** Record: 0-1

NO. Name	Min	FG			3P			FT			Rebounds			Fouls		TP	AS	TO	ST	Blocks		+/-
		M/A	M/A	M/A	M/A	M/A	M/A	OR	DR	TOT	PF	FD	BS	BA								
1 Elijah Jones	28:27	1-2	1-1	0-0	1	4	5	2	3	3	0	3	0	0	1	-42						
13 Marcus Hall	F 30:51	2-5	0-3	3-4	2	5	7	3	3	7	0	4	0	1	0	-40						
34 Rich Byrre	F 30:27	2-10	1-9	0-0	0	1	1	0	5	0	0	0	0	0	-36							
15 David Douglas Jr.	G 33:39	1-7	1-6	0-0	0	1	1	4	1	3	3	1	1	1	0	-28						
21 Noah Reynolds	G 33:25	4-12	2-7	4-5	0	5	2	3	14	3	5	0	1	1	-35							
0 Foster Wonders	22:48	3-8	3-6	2-2	1	0	1	2	1	11	0	1	0	0	-10							
5 Amari Jenkins	07:40	0-0	0-0	1-3	0	2	1	4	1	0	0	1	1	0	-6							
32 Ryan Wade	10:50	0-2	0-1	0-0	0	1	1	2	0	0	1	1	0	0	-9							
22 Jacob Antchak	01:52	0-0	0-0	0-0	0	1	1	0	0	0	0	0	0	0	-1							
<b>Team</b>																						
<b>Totals</b>		13-46	8-33	10-14	6	23	29	18	15	44	7	16	2	5	2	-41						

Record: 0-2

NO. Name	Min	FG			3P			FT			Rebounds			Fouls		TP	AS	TO	ST	Blocks		+/-
		M/A	M/A	M/A	M/A	M/A	OR	DR	TOT	PF	FD	BS	BA									
5 Jaylon McDaniel	F 16:56	0-1	0-0	0-0	0	1	1	5	0	0	0	1	0	0	1	-20						
13 Keith Haymon	F 22:51	1-8	1-7	0-0	0	1	1	0	3	0	0	4	0	0	-31							
24 Keenon Cole	F 29:40	5-12	2-6	8-9	0	3	3	1	7	20	0	0	0	1	-39							
15 Nathan Johnson Jr.	G 18:38	0-4	0-1	0-1	1	4	5	1	1	0	0	2	0	0	-29							
25 Darius Beane	G 26:34	1-7	0-2	0-0	0	3	3	4	3	2	2	0	5	0	-41							
22 Isaac Ondekane	08:23	0-0	0-0	1-2	0	1	1	2	1	1	0	1	0	0	-11							
0 David Ware	16:01	0-0	0-0	2-2	0	3	3	0	1	2	1	1	0	0	-32							
1 Colin Ruffin	25:16	1-4	0-1	0-0	2	2	4	2	1	2	3	4	3	1	-20							
3 Tommie Williams	12:31	0-0	0-0	1-2	0	1	1	2	1	2	3	1	0	0	-22							
23 Jeremiah Talton	16:47	4-8	3-5	2-4	0	0	0	0	1	2	13	0	2	0	-26							
11 Amro Hailon	04:52	1-2	1-2	0-0	0	1	1	0	3	0	0	0	0	0	-2							
10 RJ Horry	01:33	0-0	0-0	0-0	0	0	0	0	0	0	1	0	0	0	-2							
<b>Team</b>																						
<b>Totals</b>		13-46	7-24	14-20	6	21	27	19	19	47	7	22	5	1	5	-55						

**Iowa State - 85** Record: 1-0

NO. Name	Min	FG			3P			FT			Rebounds			Fouls		TP	AS	TO	ST	Blocks		+/-
		M/A	M/A	M/A	M/A	M/A	OR	DR	TOT	PF	FD	BS	BA									
0 Tre King	F 22:11	5-9	0-1	3-4	4	4	8	2	3	13	1	0	0	0	1	33						
22 Milan Momcilovic	F 28:17	6-9	6-7	0-0	0	2	7	0	1	18	1	0	1	1	0	44						
24 Hason Ward	F 20:54	0-1	0-0	0-0	0	2	2	0	0	1	0	1	1	0	27							
3 Tamin Lipsey	G 26:17	4-8	2-2	2-2	3	5	8	1	1	12	7	1	2	0	1	44						
10 Keshon Gilbert	G 26:57	6-13	0-1	5-6	0	3	3	1	4	17	2	0	2	0	40							
5 Curtis Jones	20:29	2-9	0-5	0-1	0	2	2	2	4	1	0	2	0	0	19							
12 Robert Jones	14:42	4-4	0-0	0-3	2	5	0	3	8	2	0	0	1	0	6							
33 Omaha Biliew	13:49	1-3	0-2	2-2	1	0	1	5	1	4	1	1	0	0	1							
4 Demarion Watson	11:36	2-3	0-0	1-2	1	1	0	2	5	0	0	1	0	0	-1							
1 Jackson Paveletzke	06:30	1-4	0-0	0-0	0	1	1	0	0	2	0	1	0	0	-3							
11 Kayden Fish	04:24	0-1	0-0	2-2	1	3	2	1	2	0	0	0	0	0	-2							
13 Cade Kelderman	02:15	0-1	0-0	0-0	0	0	0	0	0	0	0	0	0	0	-2							
23 Conrad Hawley	01:39	0-1	0-0	0-0	0	0	1	0	0	0	0	0	0	0	-1							
<b>Team</b>																						
<b>Totals</b>		31-66	8-18	15-22	15	29	44	15	18	85	16	4	10	2	5	-41						

Record: 2-0

NO. Name	Min	FG			3P			FT			Rebounds			Fouls		TP	AS	TO	ST	Blocks		+/-
		M/A	M/A	M/A	M/A	M/A	OR	DR	TOT	PF	FD	BS	BA									
0 Tre King	F 22:21	3-4	0-1	0-0	3	4	7	3	0	6	4	1	4	0	42							
22 Milan Momcilovic	F 27:42	7-12	3-7	0-0	0	4	4	1	1	17	1	2	0	0	37							
24 Hason Ward	F 14:38	3-3	0-0	0-1	2	4	6	4	2	6	1	0	2	2	11							
3 Tamin Lipsey	G 22:56	8-11	1-2	4-5	0	3	3	0	6	21	7	1	2	0	44							
10 Keshon Gilbert	G 27:21	4-8	1-1	3-4	0	2	2	3	12	3	0	2	0	1	40							
5 Curtis Jones	24:25	3-12	1-6	2-2	1	4	5	1	9	4	1	5	0	0	37							
12 Robert Jones	15:59	4-5	0-0	4-4	1	3	4	1	3	12	1	0	1	1	27							
33 Omaha Biliew	17:03	2-4	0-0	2-2	0	2	4	1	6	2	1	1	0	0	12							
4 Demarion Watson	11:48	1-1	0-0	1-2	0	0	1	1	3	0	0	2	1	0	14							
1 Jackson Paveletzke	07:36	2-6	1-3	1-1	0	1	1	0	6	1	1	0	0	0	11							
11 Kayden Fish	05:06	2-2	0-0	0-0	1	0	1	2	4	0	1	0	0	0	6							
13 Cade Kelderman	01:33	0-0	0-0	0-0	0	1	1	0	0	0	0	0	0	0	2							
23 Conrad Hawley	01:33	0-0	0-0	0-0	0	1	0	0	0	1	0	0	0	0	2							
<b>Team</b>																						
<b>Totals</b>		39-66	7-20	17-21	10	31	41	19	19	102	25	8	19	5	1	55						

Technical Fouls: NONE

Biggest lead	GB		ISU		Points from Turnovers	Paint	Second Chance	Fast Breaks	Bench	Period by Period Scoring			
	1st	2nd	TOT	1st						2nd	TOT		
Biggest lead	0 (1 <sup>st</sup> 20:00)	46 (2 <sup>nd</sup> 6:04)			4	27	8	42	5	21	18	26	44
Best Scoring Run	5 (2 <sup>nd</sup> 9:07)	10 (1 <sup>st</sup> 5:40)			3	21	1	16	12	25	49	36	85
Lead Changes	0	0											
Times Tied	0	0											
Time with Lead	00:00	39:31											

Game Notes: Fouled Out: ISU #33 Biliew (0-45-9)

**Lindenwood - 47** Record: 0-2

NO. Name	Min	FG			3P			FT			Rebounds			Fouls		TP	AS	TO	ST	Blocks		+/-
		M/A	M/A	M/A	M/A	M/A	OR	DR	TOT	PF	FD	BS	BA									
5 Jaylon McDaniel	F 16:56	0-1	0-0	0-0	0	1	1	5	0	0	0	1	0	0	1	-20						
13 Keith Haymon	F 22:51	1-8	1-7	0-0	0	1	1	0	3	0	0	4	0	0	-31							
24 Keenon Cole	F 29:40	5-12	2-6	8-9	0	3	3</															

# 2023-24 BOX SCORES



Official Basketball Box Score - Final  
**Iowa St. at VCU**  
 11/24/23 State Farm Field House, Lake Buena Vista, Fla.  
 2023-24 Men's Basketball

Game Time: 4:30 PM  
 Game Duration: 2:11  
 Attendance: 2,458

Officials: Byron Jarrett, AJ DeSai, Shane Staggs

Iowa St. - 68		Record: 5-0												
NO. Name	Min	FG	3P	FT	Rebounds	Fouls	TP	AS	TO	ST	Blocks	+/-		
		M/A	M/A	M/A	OR DR TOT	PF					BS	BA		
0 Tre King	29:52	2-4	0-0	2-1	3	2	3	4	0	3	2	0	1	-1
12 Robert Jones	30:59	6-7	0-0	0-2	4	1	5	1	1	1	1	1	0	9
22 Milan Momcilovic	27:05	2-9	0-4	0-0	0	0	0	1	0	4	0	0	0	0
3 Tamin Lipsy	38:14	8-16	2-5	4-8	1	6	7	3	6	22	4	1	3	0
10 Keshon Gilbert	29:43	5-12	0-1	12-15	4	6	10	3	8	22	2	2	1	0
5 Curtis Jones	27:40	1-9	0-3	2-4	1	2	3	3	4	4	0	0	0	3
33 Omaha Biliew	10:12	0-1	0-0	0-0	1	1	2	1	0	0	0	0	0	-7
1 Jackson Paveletzke	05:26	0-1	0-0	0-0	0	1	1	0	0	0	0	0	0	-7
4 Demarion Watson	00:49	0-0	0-0	0-0	0	0	0	0	0	0	0	0	0	0
<b>Totals</b>		24-59	2-13	18-30	17	21	38	14	22	68	11	7	7	1

Technical Fouls: NONE

VCU - 64		Record: 3-2												
NO. Name	Min	FG	3P	FT	Rebounds	Fouls	TP	AS	TO	ST	Blocks	+/-		
		M/A	M/A	M/A	OR DR TOT	PF					BS	BA		
8 Michael Belle	28:49	4-6	2-2	4-4	1	2	3	1	2	14	2	3	0	0
13 Kuany Kuany	15:41	0-2	0-2	2-2	0	2	2	4	2	2	0	1	0	0
21 Christian Ferrin	37:10	5-5	0-0	2-4	2	0	2	5	2	12	1	4	1	3
2 Zeb Jackson	34:23	4-12	2-7	0-0	0	5	3	0	10	0	3	1	0	-6
11 Max Shulga	36:51	4-9	4-7	5-6	0	3	4	5	17	8	2	1	0	-4
10 Tobu Lawal	26:43	1-3	0-0	1-2	0	3	3	1	2	3	0	1	0	-17
1 Jason Nelson	17:03	2-6	2-4	0-0	0	2	2	4	1	6	0	1	0	0
5 Alphonzo Billups III	03:20	0-1	0-1	0-0	0	0	0	0	0	0	0	0	0	2
<b>Totals</b>		20-44	10-23	14-18	5	24	29	22	14	64	11	16	3	5

Technical Fouls: NONE

	ISU	VCU
Biggest lead	4 (1 <sup>st</sup> 14:07)	15 (1 <sup>st</sup> 2:53)
Best Scoring Run	9 (1 <sup>st</sup> 14:07)	14 (1 <sup>st</sup> 5:04)
Lead Changes	5	
Times Tied	3	
Time with Lead	03:50	35:08

Shooting By Period	
1 <sup>st</sup> FG%	11-20 55.0%
3PT%	5-10 50.0%
FT%	6-7 85.7%
2 <sup>nd</sup> FG%	9-24 37.5%
3PT%	5-13 38.5%
FT%	8-11 72.7%
GM FG%	23-44 52.3%
3PT%	10-23 43.5%
FT%	14-18 77.8%

Dead Ball Rebounds: 2-0



Official Basketball Box Score - Final  
**Iowa St. at Virginia Tech**  
 11/24/23 State Farm Field House, Lake Buena Vista, Fla.  
 2023-24 Men's Basketball

Game Time: 4:30 PM  
 Game Duration: 2:01  
 Attendance: 2,379

Officials: Rick Crawford, Don Daly, Courtney Green

Iowa St. - 62		Record: 5-1												
NO. Name	Min	FG	3P	FT	Rebounds	Fouls	TP	AS	TO	ST	Blocks	+/-		
		M/A	M/A	M/A	OR DR TOT	PF					BS	BA		
0 Tre King	24:32	3-6	0-1	4-4	1	6	7	4	3	10	1	2	1	0
12 Robert Jones	23:14	2-3	0-0	1-2	3	4	7	1	1	5	0	1	0	1
22 Milan Momcilovic	35:19	7-10	3-5	4-5	1	2	4	4	21	0	2	2	0	-4
3 Tamin Lipsy	35:27	6-13	1-3	5-8	3	2	5	2	6	18	4	5	3	0
10 Keshon Gilbert	30:31	1-6	0-4	1-6	0	3	3	4	3	4	2	2	0	-4
5 Curtis Jones	25:49	1-8	1-7	0-0	0	2	2	2	0	3	2	0	1	-11
33 Omaha Biliew	04:22	0-0	0-0	0-0	0	1	1	1	0	0	0	0	0	-4
4 Demarion Watson	07:29	0-0	0-0	0-0	0	1	1	1	0	0	0	0	0	-5
1 Jackson Paveletzke	13:18	1-4	0-1	0-1	0	1	1	1	1	2	1	0	0	0
<b>Totals</b>		21-50	5-21	15-26	9	21	30	19	18	62	12	13	9	1

Technical Fouls: NONE

Virginia Tech - 71		Record: 5-1												
NO. Name	Min	FG	3P	FT	Rebounds	Fouls	TP	AS	TO	ST	Blocks	+/-		
		M/A	M/A	M/A	OR DR TOT	PF					BS	BA		
31 Robbie Beran	15:54	1-4	0-2	2-2	1	2	4	2	4	0	0	0	0	0
15 Lynn Kidd	28:32	5-6	0-0	3-3	1	3	4	2	4	2	3	1	0	0
0 Hunter Cattoor	25:42	4-9	3-7	7-8	0	3	3	5	3	18	1	1	0	0
2 MJ Collins	27:46	1-8	0-3	2-2	1	4	5	1	1	4	3	2	4	0
3 Sean Pedulla	32:56	5-9	5-7	2-2	0	4	4	2	5	17	6	5	1	0
4 Mekhi Long	23:59	1-4	0-2	2-2	1	7	8	2	1	4	1	2	0	0
34 Mylajael Poteat	10:57	0-1	0-0	1-2	2	0	2	0	1	1	1	0	0	0
23 Tyler Nickel	27:10	3-7	3-6	1-2	2	1	3	1	2	10	1	2	0	0
10 Brandon Rechsteiner	07:04	0-1	0-1	0-0	0	0	0	1	0	0	0	0	0	-5
<b>Totals</b>		20-49	11-28	20-23	8	27	35	18	19	71	16	15	7	1

Technical Fouls: NONE

	ISU	VAT
Biggest lead	3 (1 <sup>st</sup> 18:05)	12 (1 <sup>st</sup> 0:10)
Best Scoring Run	9 (2 <sup>nd</sup> 6:44)	9 (1 <sup>st</sup> 2:27)
Lead Changes	8	
Times Tied	7	
Time with Lead	05:19	29:08

Shooting By Period	
1 <sup>st</sup> FG%	12-28 42.9%
3PT%	7-15 46.7%
FT%	4-5 80%
2 <sup>nd</sup> FG%	9-33 27.3%
3PT%	2-9 22.2%
FT%	14-22 63.6%
GM FG%	21-61 34.4%
3PT%	9-34 26.5%
FT%	18-27 66.7%

Dead Ball Rebounds: 4-0



Official Basketball Box Score - Final  
**Texas A&M at Iowa St.**  
 11/26/23 State Farm Field House, Lake Buena Vista, Fla.  
 2023-24 Men's Basketball

Game Time: 8:30 PM  
 Game Duration: 2:27  
 Attendance: 1,964

Officials: Don Daly, Tyler Kump, Shane Staggs

Texas A&M - 73		Record: 6-1												
NO. Name	Min	FG	3P	FT	Rebounds	Fouls	TP	AS	TO	ST	Blocks	+/-		
		M/A	M/A	M/A	OR DR TOT	PF					BS	BA		
10 Wildens Neveque	22:24	3-4	0-0	0-0	2	5	7	3	0	6	0	0	2	0
13 Solomon Washington	30:05	6-9	3-4	3-5	1	5	6	3	4	18	1	1	1	0
0 Jace Carter	30:11	2-8	0-3	5-6	5	3	8	2	3	9	1	0	0	1
2 Hayden Hefner	23:56	3-9	2-5	1-4	2	4	6	3	3	9	0	0	2	0
4 Wade Taylor IV	34:50	5-15	0-6	4-4	0	2	2	4	3	14	4	8	3	0
11 Andersson Garcia	28:47	4-4	0-0	1-3	3	6	2	4	9	2	1	4	0	-7
35 Manny Obaseki	15:54	1-7	0-2	0-0	1	2	3	4	1	2	1	3	1	0
3 Bryce Lindsay	02:14	0-0	0-0	0-0	0	0	0	0	0	0	0	0	0	-1
5 Eli Lawrence	11:39	2-8	1-4	1-2	0	3	3	0	2	6	1	0	0	1
<b>Totals</b>		26-64	6-24	15-25	15	27	42	21	20	73	10	13	11	3

Technical Fouls: NONE

Iowa St. - 69		Record: 5-2												
NO. Name	Min	FG	3P	FT	Rebounds	Fouls	TP	AS	TO	ST	Blocks	+/-		
		M/A	M/A	M/A	OR DR TOT	PF					BS	BA		
0 Tre King	18:37	0-2	0-0	2-2	1	3	4	2	2	1	3	0	0	0
12 Robert Jones	30:52	3-5	0-0	3-4	3	5	8	3	5	9	0	0	2	1
22 Milan Momcilovic	33:25	5-14	4-13	1-2	0	1	1	1	15	0	1	0	1	0
3 Tamin Lipsy	34:01	3-11	0-4	4-8	5	9	14	5	5	10	4	2	3	0
10 Keshon Gilbert	32:45	4-11	2-4	4-4	0	2	2	1	4	14	7	6	3	1
5 Curtis Jones	21:21	5-13	2-9	0-0	3	2	2	0	12	1	3	0	0	1
33 Omaha Biliew	05:55	0-0	0-0	0-0	1	1	2	0	0	0	0	0	0	0
1 Jackson Paveletzke	22:39	1-5	1-4	4-7	0	2	2	3	4	7	1	1	0	-6
4 Demarion Watson	00:17	0-0	0-0	0-0	0	0	0	1	0	0	0	0	0	-3
<b>Totals</b>		21-61	9-34	18-27	17	27	44	20	21	69	14	16	9	2

Technical Fouls: NONE

	TAM	ISU
Biggest lead	8 (2 <sup>nd</sup> 0:44)	21 (1 <sup>st</sup> 2:44)
Best Scoring Run	16 (2 <sup>nd</sup> 18:18)	8 (1 <sup>st</sup> 15:34)
Lead Changes	1	
Times Tied	3	
Time with Lead	12:30	25:42

Shooting By Period	
1 <sup>st</sup> FG%	12-28 42.9%
3PT%	7-15 46.7%
FT%	4-5 80%
2 <sup>nd</sup> FG%	9-33 27.3%
3PT%	2-9 22.2%
FT%	14-22 63.6%
GM FG%	21-61 34.4%
3PT%	9-34 26.5%
FT%	18-27 66.7%

# 2023-24 BOX SCORES



Official Basketball Box Score - Final

## Iowa at Iowa State

12/07/23 James H. Hilton Coliseum, Ames, Iowa  
2023-24 Men's Basketball

Game Time: 6:32 PM

Game Duration: 1:59  
Attendance: 14,267

Officials: Keith Kinble, Paul Szelec, Bret Smith

NO. Name	Min	FG	3P	FT	Rebounds		Fouls		TP	AS	TO	ST	Blocks		+/-	
					OR	DR	PF	FD					BS	BA		
22 Patrick McCaffery	F 16:50	0-3	0-2	0-0	0	1	1	0	0	0	0	0	0	0	0	25
23 Ben Krikke	F 27:47	4-8	0-1	0-0	1	2	3	1	0	8	0	1	0	0	0	-32
4 Josh Dix	G 11:52	2-3	1-2	0-0	0	0	0	2	5	2	2	1	0	0	5	
11 Tony Perkins	G 22:14	2-7	1-2	0-0	1	1	3	1	6	2	3	1	0	0	-23	
20 Payton Sandfort	G 31:20	4-9	4-9	2-3	1	5	6	3	14	3	2	2	0	0	-21	
5 Dawson Bowen	20:46	3-8	0-1	7-7	1	1	2	4	4	13	4	1	1	0	3	
32 Owen Freeman	19:02	5-6	0-0	1-2	4	4	6	3	11	0	4	1	3	0	-15	
2 Brock Harding	22:37	1-6	1-4	2-2	0	2	2	4	2	5	3	2	0	0	-16	
13 Ladi Dembele	13:29	0-3	0-2	0-0	1	1	0	2	0	0	0	1	0	1	1	
24 Pryce Sandfort	08:40	1-4	1-3	0-0	1	1	0	0	3	0	2	0	0	0	-4	
0 Even Brauns	05:23	0-0	0-0	0-0	2	3	1	0	0	0	1	0	0	0	3	
<b>Totals</b>		22-57	8-26	13-16	10	23	33	21	13	65	14	19	9	3	6	25

Technical Fouls: NONE

NO. Name	Min	FG	3P	FT	Rebounds		Fouls		TP	AS	TO	ST	Blocks		+/-	
					OR	DR	PF	FD					BS	BA		
0 Tre King	F 26:51	8-11	0-0	1-1	1	4	5	2	1	17	1	0	1	2	1	18
12 Robert Jones	F 27:52	6-6	0-0	6-10	4	2	6	1	6	18	2	0	2	1	0	26
22 Milan Momcilovic	F 28:54	3-10	2-4	0-0	1	2	3	4	1	8	0	3	0	1	0	18
3 Tamin Lipsey	G 33:45	3-7	2-5	3-4	1	6	7	2	4	11	6	5	4	0	0	23
10 Keshon Gilbert	G 36:56	8-16	3-3	6-8	1	4	5	2	7	25	6	3	3	0	1	23
4 Demarion Watson	G 04:25	0-0	0-0	0-0	1	0	1	1	0	0	0	0	0	1	0	
5 Curtis Jones	14:37	2-5	0-2	0-1	0	4	4	1	1	4	1	1	1	1	10	
1 Jackson Paveletzke	27:30	2-5	1-3	2-2	1	4	5	0	1	7	3	0	1	0	9	
<b>Totals</b>		32-60	8-17	18-26	10	26	36	13	21	90	19	12	12	6	3	25

Technical Fouls: NONE

Biggest lead	IOWA		ISU		Points from Turnovers	Paint	Second Chance	Fast Breaks	Bench	Period by Period Scoring		
	1st	2nd	3rd	4th						1st	2nd	TOT
Best Scoring Run	9 (2 <sup>nd</sup> 8:51)		7 (1 <sup>st</sup> 7:27)		IOWA	29	36	65	ISU	47	43	90
Lead Changes	2		0									
Times Tied	0		0									
Time with Lead	00:35		39:08									

Game Notes: Flagrant 1: IOWA #2 Harding (14:21, 2nd); IOWA #2 Harding (6:30, 2nd)



Official Basketball Box Score - Final

## Prairie View A&M at Iowa State

12/10/23 James H. Hilton Coliseum, Ames, Iowa  
2023-24 Men's Basketball

Game Time: 12:01 PM

Game Duration: 2:06  
Attendance: 13,570

Officials: Gary Maxwell, Kelly Self, Blake Harris

NO. Name	Min	FG	3P	FT	Rebounds		Fouls		TP	AS	TO	ST	Blocks		+/-	
					OR	DR	PF	FD					BS	BA		
3 Brian Myles	F 12:33	3-5	1-1	1-2	3	2	5	4	3	8	0	2	3	1	0	-12
25 Chris Felix, Jr.	F 33:55	2-6	0-0	5-5	1	0	1	2	2	9	3	4	1	1	0	-28
4 Charles Smith, IV	G 08:41	0-2	0-0	0-0	0	0	0	0	3	1	0	0	1	0	0	
11 Nick Gazelas	G 31:07	2-9	2-4	0-0	0	1	1	5	0	6	1	3	1	0	0	-41
30 Andre Nunley	G 15:30	1-1	0-0	0-0	1	1	2	4	0	2	2	2	1	0	0	-24
14 Javontae Hopkins	26:05	2-12	0-3	5-6	0	1	1	2	6	9	1	5	1	1	0	-45
12 Orlando Horton, Jr.	27:12	2-7	1-4	0-0	1	0	1	4	3	5	3	5	4	0	0	-33
1 Charles Lane, Jr.	24:31	5-10	3-7	0-0	0	4	4	0	1	13	1	3	1	0	0	-31
00 Kevin McGaskey	11:30	1-2	0-0	0-0	2	1	3	0	1	2	0	4	1	0	0	-25
13 Justin Nimmer	08:31	1-3	0-0	0-0	2	1	3	2	0	2	0	0	1	0	0	-12
23 Mckinley Harris	00:25	0-0	0-0	0-0	0	0	0	0	1	0	0	0	0	0	0	
<b>Totals</b>		19-57	7-19	11-13	11	11	22	30	17	56	11	29	14	3	5	-51

Technical Fouls: Gazelas 2<sup>nd</sup> 13:46

NO. Name	Min	FG	3P	FT	Rebounds		Fouls		TP	AS	TO	ST	Blocks		+/-	
					OR	DR	PF	FD					BS	BA		
0 Tre King	F 10:45	0-0	0-0	7-8	2	2	4	3	5	7	0	4	1	0	0	14
12 Robert Jones	F 24:34	3-5	0-0	0-0	3	5	8	0	0	6	1	2	0	2	0	24
22 Milan Momcilovic	F 23:19	4-5	1-1	6-6	1	7	8	2	15	0	1	0	3	0	35	
3 Tamin Lipsey	G 29:15	6-10	1-3	6-8	1	3	4	2	6	19	5	3	8	0	1	38
10 Keshon Gilbert	G 32:53	6-11	0-2	8-10	4	4	8	2	6	20	8	8	0	0	1	32
5 Curtis Jones	29:19	7-11	6-8	2-2	0	4	4	2	1	22	2	1	3	0	0	47
33 Omaha Biliew	13:18	2-2	0-0	5-9	0	1	1	4	6	9	1	2	1	0	0	21
1 Jackson Paveletzke	26:42	3-7	1-1	2-3	0	1	1	2	2	9	2	3	1	0	1	29
4 Demarion Watson	05:23	0-0	0-0	0-0	1	0	1	0	0	0	0	1	0	0	0	
13 Cade Kelderman	03:00	0-0	0-0	0-0	0	0	0	0	0	0	0	0	2	0	0	
23 Conrad Hawley	01:32	0-0	0-0	0-2	0	0	0	0	1	0	0	0	0	0	0	
<b>Totals</b>		31-51	9-15	36-48	16	27	43	17	29	107	19	25	16	5	3	51

Technical Fouls: NONE

Biggest lead	PVAM		ISU		Points from Turnovers	Paint	Second Chance	Fast Breaks	Bench	Period by Period Scoring			
	1st	2nd	3rd	4th						1st	2nd	TOT	
Best Scoring Run	4 (1 <sup>st</sup> 17:29)		51 (2 <sup>nd</sup> 0:21)		PVAM	16	44	24	41	ISU	35	21	56
Lead Changes	6		0										
Times Tied	3		0										
Time with Lead	03:58		35:09										

Game Notes: Class A Technical: PVAM #11 Gazelas (13:46, 2nd) • Fouled Out: PVAM #11 Gazelas (1:09)



Official Basketball Box Score - Final

## Florida A&M at Iowa State

12/17/23 James H. Hilton Coliseum, Ames, Iowa  
2023-24 Men's Basketball

Game Time: 5:01 PM

Game Duration: 1:51  
Attendance: 13,081

Officials: Job Hartness, Gregory Nixon, Byron Jarrett

NO. Name	Min	FG	3P	FT	Rebounds		Fouls		TP	AS	TO	ST	Blocks		+/-	
					OR	DR	PF	FD					BS	BA		
5 Keith Lamar	F 33:19	9-19	7-13	2-3	3	5	8	4	4	27	1	3	0	0	1	-30
11 Roderick Coffee III	F 27:02	0-5	0-3	1-2	1	3	2	4	1	1	3	3	0	0	0	-20
13 Shannon Grant	F 24:33	4-6	0-0	0-3	0	3	2	3	2	8	1	2	0	0	0	-17
4 Hantz Louis-Jeune	G 15:13	0-4	0-2	0-0	2	1	3	4	1	0	2	0	0	0	0	-23
12 K'Jaei Parker	G 25:39	2-6	0-3	0-0	0	3	3	2	0	4	2	9	0	0	0	-32
1 Love Bettis	07:18	0-2	0-0	0-0	1	1	0	0	0	0	4	1	0	0	0	-15
3 Morrell Schramm	31:57	3-7	2-5	2-2	2	6	8	0	2	10	4	3	0	0	0	-19
24 Ja'Derrius Eatmon	10:13	0-0	0-0	3-4	0	0	0	1	2	3	0	1	0	1	0	-19
2 Jordan Chatman	04:54	1-1	1-1	0-0	0	0	0	0	1	0	3	0	1	0	0	-9
10 Chase Barrs	08:37	0-0	0-0	0-0	1	2	3	0	0	0	0	0	0	1	0	-2
23 Miles Hall	11:15	1-1	0-0	0-0	0	0	0	1	0	2	1	0	0	0	0	-4
<b>Totals</b>		20-51	10-27	8-14	11	25	36	20	12	58	14	23	0	2	3	38

Technical Fouls: NONE

NO. Name	Min	FG	3P	FT	Rebounds		Fouls		TP	AS	TO	ST	Blocks		+/-	
					OR	DR	PF	FD					BS	BA		
0 Tre King	F 23:10	8-11	0-1	2-3	2	8	10	1	2	18	0	2	1	0	0	31
12 Robert Jones	F 22:47	2-5	0-0	1-2	1	2	3	3	1	5	1	1	1			

# 2023-24 BOX SCORES



Official Basketball Box Score - Final  
**New Hampshire at Iowa State**  
 12/31/23 James H. Hilton Coliseum, Ames, Iowa  
 2023-24 Men's Basketball

Game Time: 12:01 PM  
 Game Duration: 1:48  
 Attendance: 14,287



Official Basketball Box Score - Final  
**Iowa St. at Oklahoma**  
 01/08/24 Lloyd Noble Center, Norman  
 2023-24 Men's Basketball

Game Time: 5:00 PM  
 Game Duration: 2:12  
 Attendance: 11,333

**New Hampshire - 70** Record: 8-5

NO. Name	Min	FG		3P		FT		Rebounds		Fouls		TP	AS	TO	ST	Blocks		+/-
		M	A	M	A	O	D	O	R	O	P					F	BS	
3 Jaxson Baker	28:01	5-15	2-10	1-3	1-4	5-5	1-3	13	0	0	2	0	0	0	0	0	0	-11
21 Clarence Daniels	F 29:43	7-10	3-4	2-4	3-8	11-23	2-3	19	0	4	1	1	0	0	0	0	0	-9
33 Trey Woodyard	F 25:56	3-4	2-3	0-0	0-5	5-20	0-0	8	2	1	0	0	0	0	0	0	0	-6
4 Ahmad Robinson	G 25:45	2-7	0-3	3-4	1-5	6-23	2-3	7	6	6	0	0	1	0	0	0	0	-5
5 Naim Miller	G 23:15	2-9	1-6	2-2	0-2	2-11	1-1	7	1	3	0	0	0	0	1	0	0	-10
1 Rex Sunderland	20:27	1-2	1-2	0-0	0-2	2-0	0-0	3	1	1	0	0	0	0	0	0	0	-7
11 Christian Moore	14:15	2-5	1-3	0-0	0-0	0-0	0-0	5	2	2	0	0	0	0	0	0	0	-10
12 Promise Oporum	08:54	2-2	0-0	0-0	1-1	1-0	1-0	4	0	0	1	0	0	0	0	0	0	-4
15 Hason Ward	13:38	1-3	1-3	0-0	0-0	1-0	1-0	3	2	0	1	0	0	0	0	0	0	-11
2 Dior Davis	05:23	0-2	0-0	1-2	0-2	0-1	1-0	1	0	1	0	0	0	0	0	0	0	-3
10 Paul Gakmar	04:43	0-0	0-0	0-0	0-0	0-0	0-0	0	0	0	0	0	0	0	0	0	0	1
<b>Totals</b>		25-59	11-34	9-15	7-29	36-111	11-11	70	14	18	5	1	4	1	4	1	0	-10

Shooting By Period

1st FG%	13-33	39.4%
2nd FG%	6-19	31.6%
3rd FG%	3-5	60%
FT%	12-26	46.2%
3PT%	5-15	33.3%
FT%	6-10	60%
GM FG%	25-59	42.4%
3PT%	11-34	32.4%
FT%	9-15	60.0%

Dead Ball Rebounds: 2, 1

**Iowa St. - 63** Record: 11-3 (0-1)

NO. Name	Min	FG		3P		FT		Rebounds		Fouls		TP	AS	TO	ST	Blocks		+/-	
		M	A	M	A	O	D	O	R	O	P					F	BS		BA
0 Tre King	F 18:22	1-4	0-1	1-2	0-2	2-2	0-2	3	1	0	0	0	0	0	0	0	0	0	-12
12 Robert Jones	F 22:01	6-10	0-0	0-0	4-3	7-0	2-2	12	0	2	1	0	0	1	0	0	0	-5	
22 Milan Momcilovic	F 34:41	4-13	2-7	2-2	1-1	2-12	2-2	12	0	0	1	0	0	0	0	0	0	-7	
3 Tamin Lipsey	G 29:49	1-10	0-4	2-2	1-4	5-5	4-5	1	1	0	1	0	0	1	0	0	0	-7	
10 Keshon Gilbert	G 25:27	3-5	0-1	0-0	0-1	1-5	2-6	3	0	0	0	0	0	0	0	0	0	6	
5 Curtis Jones	G 25:54	3-7	1-2	0-0	0-1	1-2	1-7	7	0	0	0	0	0	0	0	0	0	-15	
24 Hason Ward	17:59	6-7	0-0	0-2	3-4	7-2	1-2	12	0	1	0	0	0	0	0	0	0	-3	
1 Jackson Paveletzke	10:46	2-5	0-1	1-1	0-3	3-0	1-5	0	1	0	0	0	0	0	0	0	0	-7	
4 Demarion Watson	15:01	0-0	0-0	2-2	1-2	3-2	1-2	0	0	0	0	0	0	0	0	0	0	0	
<b>Totals</b>		26-61	3-16	8-11	10-21	31-177	17-17	63	9	8	6	0	3	8	0	0	0	-8	

Shooting By Period

1st FG%	12-31	38.7%
2nd FG%	1-8	12.5%
3rd FG%	1-2	50%
FT%	14-30	46.7%
3PT%	2-8	25.0%
FT%	7-9	77.8%
GM FG%	26-61	42.6%
3PT%	3-16	18.8%
FT%	8-11	72.7%

Dead Ball Rebounds: 1, 0

**Iowa State - 85** Record: 11-2

NO. Name	Min	FG		3P		FT		Rebounds		Fouls		TP	AS	TO	ST	Blocks		+/-
		M	A	M	A	O	D	O	R	O	P					F	BS	
0 Tre King	F 20:43	6-10	1-2	0-0	2-4	6-11	1-13	1	1	0	0	0	0	0	0	0	0	23
12 Robert Jones	F 21:14	2-5	0-0	2-3	3-0	3-2	2-6	1	2	1	0	0	0	0	0	0	0	21
22 Milan Momcilovic	F 32:18	6-10	2-4	1-1	1-3	4-12	1-2	15	2	1	0	0	0	0	0	0	0	21
3 Tamin Lipsey	G 25:31	6-14	3-5	1-2	0-5	5-2	1-16	6	1	4	1	0	0	0	0	0	0	21
10 Keshon Gilbert	G 30:36	4-10	0-4	2-2	8-10	2-3	10	11	4	4	0	0	0	0	0	0	0	24
5 Curtis Jones	26:30	4-13	2-7	0-0	0-6	6-10	1-0	10	2	3	0	0	0	0	0	0	0	-5
24 Hason Ward	17:08	5-8	0-0	0-0	3-3	6-10	1-0	10	0	0	0	0	0	0	0	0	0	-5
1 Jackson Paveletzke	20:24	1-4	1-3	0-0	0-1	1-0	0-3	3	0	0	0	0	0	0	0	0	0	-11
4 Demarion Watson	01:38	0-0	0-0	0-0	0-0	0-0	0-0	0	0	0	0	0	0	0	0	0	0	-1
13 Cade Kelderman	01:38	0-0	0-0	0-0	0-0	0-0	0-0	0	0	0	0	0	0	0	0	0	0	-1
33 Omaha Biliew	01:38	0-0	0-0	2-4	0-0	0-0	0-0	2	2	0	0	0	0	0	0	0	0	-1
23 Conrad Hawley	00:42	0-0	0-0	0-0	0-0	0-0	0-0	0	0	0	0	0	0	0	0	0	0	0
<b>Totals</b>		34-74	9-25	8-14	14-30	44-111	11-11	85	24	11	13	4	1	15	0	0	0	0

Shooting By Period

1st FG%	18-40	45.0%
2nd FG%	5-15	33.3%
3PT%	2-3	66.7%
FT%	16-34	47.1%
FT%	4-10	40.0%
GM FG%	34-74	45.9%
3PT%	9-25	36.0%
FT%	8-14	57.1%

Dead Ball Rebounds: 2, 1

**Oklahoma - 71** Record: 13-1 (1-0)

NO. Name	Min	FG		3P		FT		Rebounds		Fouls		TP	AS	TO	ST	Blocks		+/-
		M	A	M	A	O	D	O	R	O	P					F	BS	
10 Sam Godwin	F 21:49	5-8	0-0	0-0	3-3	6-3	1-10	0	4	1	2	0	1	0	0	0	0	1
14 Jalon Moore	F 16:31	1-5	1-2	1-2	0-5	5-4	1-4	1	0	1	0	0	0	0	0	0	0	-6
2 Javon McCollum	G 37:24	6-16	3-10	0-0	0-1	1-1	15-15	5	1	1	0	0	0	0	0	0	0	9
3 Otega Oweh	G 21:05	0-2	0-1	8-10	1-1	2-3	8-8	2	0	0	0	0	0	0	0	0	0	13
12 Milos Uzan	G 31:05	5-9	2-5	0-0	0-4	1-1	11-12	5	3	0	0	0	0	0	0	0	0	3
11 Bryce Hughley IV	18:11	2-3	0-1	2-2	0-1	1-3	1-6	2	2	0	0	0	0	0	0	0	0	7
8 Rivaldo Soares	28:49	2-4	1-2	0-0	2-7	9-0	3-5	2	0	0	0	0	0	0	0	0	0	7
0 Le'Tre Darhard	24:56	3-4	3-4	2-2	0-1	1-2	1-11	0	0	0	0	0	0	0	0	0	0	6
<b>Totals</b>		24-51	10-25	13-16	6-23	29-177	17-17	71	17	11	3	3	0	8	0	0	0	0

Shooting By Period

1st FG%	12-29	41.4%
2nd FG%	5-16	31.3%
3PT%	3-4	75%
FT%	12-22	54.5%
3PT%	5-9	55.6%
FT%	10-12	83.3%
GM FG%	24-51	47.1%
3PT%	10-25	40.0%
FT%	13-16	81.3%

Dead Ball Rebounds: 3, 4

Technical Fouls: NONE

ISU	OKLA	Points from Turnovers		Period by Period Scoring	
		1st	2nd	TOT	TOT
Biggest lead	1 (2nd 4:47)	11	10	21	21
Best Scoring Run	6 (2nd 18:14)	7	11	18	18
Lead Changes	4	5	5	10	10
Times Tied	5	6	10	16	16
Time with Lead	00:21	35:33	26	22	48

Technical Fouls: NONE

ISU	OKLA	Points from Turnovers		Period by Period Scoring	
		1st	2nd	TOT	TOT
Biggest lead	1 (2nd 4:47)	11	10	21	21
Best Scoring Run	6 (2nd 18:14)	7	11	18	18
Lead Changes	4	5	5	10	10
Times Tied	5	6	10	16	16
Time with Lead	00:21	35:33	26	22	48

Game Notes: Scanned 9834

Official Basketball Box Score - Final  
**#2 Houston at Iowa State**  
 01/09/24 James H. Hilton Coliseum, Ames, Iowa  
 2023-24 Men's Basketball

Game Time: 6:01 PM  
 Game Duration: 2:08  
 Attendance: 14,287



Official Basketball Box Score - Final  
**Oklahoma State at Iowa State**  
 01/13/24 James H. Hilton Coliseum, Ames, Iowa  
 2023-24 Men's Basketball

Game Time: 7:15 PM  
 Game Duration: 1:52  
 Attendance: 14,287

**#2 Houston - 53** Record: 14-1 (1-1)

NO. Name	Min	FG		3P		FT		Rebounds		Fouls		TP	AS	TO	ST	Blocks		+/-
		M	A	M	A	O	D	O	R	O	P					F	BS	
5 Ja'Vier Francis	F 21:23	1-3	0-0	1-2	2-4	6-3	2-3	0	0	2	1	0	0	0	0	0	0	-7
13 J'Von Roberts	F 36:06	3-7	0-0	0-0	5-3	8-11	1-6	3	2	1	2	0	0	0	0	0	0	-4
1 Jamal Shead	G 37:15	5-15	1-8	3-4	1-2	3-3	14-3	5	2	2	0</							



# 2023-24 BOX SCORES



Official Basketball Box Score - Final  
**Iowa St. at BYU**  
 01/16/24 Marriott Center, Provo  
 2023-24 Men's Basketball

Game Time: 7:00 PM  
 Game Duration: 2:07  
 Attendance: 15,491



Official Basketball Box Score - Final  
**Iowa St. at TCU**  
 01/20/24 Ed and Rae Schollmaier Arena, Fort Worth  
 2023-24 Men's Basketball

Game Time: 1:00 PM  
 Game Duration: 2:13  
 Attendance: 7,739

Officials: Keith Kimble, Michael Greenstein, Brent Hampton

Officials: Gary Maxwell, Antonio Petty, Chance Moore

**Iowa St. - 72** Record: 13-4 (2-2)

NO.	Name	Min	FG			FT			Rebounds		Fouls		TP	AS	TO	ST	Blocks			+/-		
			M-A	M-A	M-A	OR	DR	TOT	PF	FF	FD	BS					BA	BB				
0	Tre King	F 18:05	2-3	0-0	3-3	3	2	5	4	2	7	1	2	0	0	0	0	0	0	-2		
12	Robert Jones	F 19:36	3-5	0-0	3-8	0	3	3	2	4	9	1	0	0	0	0	0	0	0	-17		
22	Milan Momcilovic	F 33:49	3-10	1-6	4-5	0	3	3	1	3	11	1	0	0	0	0	0	0	-16			
3	Tamin Lipsey	G 29:05	4-12	1-2	0-0	2	2	4	1	2	19	5	2	3	1	1	1	1	-17			
10	Keshon Gilbert	G 30:42	6-15	0-3	4-4	1	3	4	2	4	16	1	4	0	1	1	1	1	-15			
5	Curtis Jones	23:19	1-4	1-2	0-0	0	2	2	4	0	3	3	1	0	0	0	0	0	-8			
24	Hason Ward	14:32	3-5	0-0	1-2	4	2	6	1	1	7	0	2	1	0	0	0	0	0			
4	Demarion Watson	11:56	1-2	1-1	0-2	1	1	2	1	2	3	0	0	0	1	1	1	1	-6			
1	Jackson Paveletzke	14:36	3-3	0-0	1-1	0	0	0	1	1	7	1	2	0	0	0	0	0	-2			
33	Omaha Biliew	03:00	0-0	0-0	0-0	0	1	1	0	0	0	0	0	0	0	0	0	0	5			
13	Cade Kelderman	01:20	0-0	0-0	0-0	0	0	0	0	0	0	0	0	0	0	0	0	0	3			
Team						3			1		4											
<b>Totals</b>			26-59			4-14			16-25		14		20		34		17		19		72	

**Shooting By Period**

1st FG%	15-28	53.6%
3PT%	3-5	60.0%
FT%	2-4	50%
2nd FG%	11-31	35.5%
3PT%	1-9	11.1%
FT%	14-21	66.7%
GM FG%	26-59	44.1%
3PT%	4-14	28.6%
FT%	16-25	64.0%

Dead Ball Rebounds: 4, 0

**Iowa St. - 73** Record: 14-4 (3-2)

NO.	Name	Min	FG			FT			Rebounds		Fouls		TP	AS	TO	ST	Blocks			+/-		
			M-A	M-A	M-A	OR	DR	TOT	PF	FF	FD	BS					BA	BB				
0	Tre King	F 26:38	3-6	0-0	1-1	2	3	5	2	1	7	1	5	3	0	1	1	6	6			
12	Robert Jones	F 13:30	2-3	0-0	0-0	1	0	1	4	0	4	1	1	0	2	0	0	-4				
22	Milan Momcilovic	F 28:41	4-11	2-6	0-0	0	0	0	3	1	10	2	2	4	0	0	-13					
5	Curtis Jones	G 33:24	6-12	2-7	3-4	1	1	2	2	4	17	4	1	7	0	0	-4					
10	Keshon Gilbert	G 36:49	8-15	2-6	2-4	1	3	4	1	5	20	4	3	2	0	2	12					
24	Hason Ward	20:49	1-5	0-0	0-1	2	1	3	4	1	2	4	1	0	1	0	0					
4	Demarion Watson	24:50	2-6	0-0	2-2	4	2	6	2	1	6	1	0	1	1	2	14					
1	Jackson Paveletzke	09:47	1-2	1-2	0-0	0	1	1	0	1	3	1	0	1	0	0	-6					
33	Omaha Biliew	05:32	2-2	0-0	0-1	0	0	0	0	1	4	0	0	0	0	0	0					
Team						1			2													
<b>Totals</b>			29-62			7-21			8-13		12		24		18		15		73		18	

**Shooting By Period**

1st FG%	18-32	56.3%
3PT%	4-9	44.4%
FT%	4-6	66.7%
2nd FG%	11-30	36.7%
3PT%	3-12	25.0%
FT%	4-7	57.1%
GM FG%	29-62	46.8%
3PT%	7-21	33.3%
FT%	8-13	61.5%

Dead Ball Rebounds: 1, 0

**BYU - 87** Record: 14-3 (2-2)

NO.	Name	Min	FG			FT			Rebounds		Fouls		TP	AS	TO	ST	Blocks			+/-		
			M-A	M-A	M-A	OR	DR	TOT	PF	FF	FD	BS					BA	BB				
0	Noah Waterman	F 33:43	4-12	3-8	7-8	3	1	4	3	5	18	3	1	0	1	2	19					
50	Aly Khalifa	C 28:19	1-4	0-3	0-0	0	9	9	2	0	2	4	1	0	1	0	17					
2	Jaxson Robinson	G 31:27	4-10	3-8	4-4	1	1	2	4	3	15	1	3	1	0	0	15					
20	Spencer Johnson	G 35:03	10-16	4-9	4-5	5	4	9	1	2	28	5	1	1	0	0	15					
30	Dalain Hall	G 34:58	4-4	3-3	0-0	1	4	5	1	2	11	8	3	2	0	0	13					
14	Aitki Aly Aitki	G 07:59	0-1	0-0	1-2	1	2	4	1	1	0	2	1	1	1	3						
15	Richie Saunders	24:31	4-9	0-3	4-5	1	2	3	4	12	0	0	2	0	0	5						
12	Townsend Triple	01:20	0-0	0-0	0-0	0	0	0	0	0	0	0	0	0	0	-4						
24	Tanner Hayhurst	01:20	0-0	0-0	0-0	0	0	0	0	0	0	0	0	0	0	-4						
51	Jared McGregor	01:20	0-1	0-1	0-0	0	0	0	1	0	0	0	0	0	0	-4						
Team						0			3		3											
<b>Totals</b>			27-57			13-35			20-24		12		24		36		19		17		87	

**Shooting By Period**

1st FG%	12-31	38.7%
3PT%	7-19	36.8%
FT%	8-11	72.7%
2nd FG%	15-26	57.7%
3PT%	6-16	37.5%
FT%	12-13	92.3%
GM FG%	27-57	47.4%
3PT%	13-35	37.1%
FT%	20-24	83.3%

Dead Ball Rebounds: 2, 0

**Technical Fouls: NONE**

ISU	BYU	Points from Turnovers	ISU	BYU	Period by Period Scoring		
					1st	2nd	TOT
3 (1st 17:54)	24 (2nd 2:10)	10	17	35	37	72	
9 (2nd 0:11)	10 (2nd 2:53)	34	26	39	48	87	
Lead Changes	10	Second Chance	15	10			
Times Tied	4	Fast Breaks	8	21			
Time with Lead	04:29	33:02	Bench	20	13		

**TCU - 72** Record: 13-5 (2-3)

NO.	Name	Min	FG			FT			Rebounds		Fouls		TP	AS	TO	ST	Blocks			+/-		
			M-A	M-A	M-A	OR	DR	TOT	PF	FF	FD	BS					BA	BB				
2	Emanuel Miller	F 32:37	3-8	0-2	4-4	2	3	5	2	2	10	4	4	2	1	0	-4					
8	Ernest Udeh Jr.	C 17:30	0-1	0-0	8-10	4	1	5	2	5	8	0	3	0	1	1	-8					
0	Micah Peavy	G 30:57	4-9	0-2	3-4	2	7	9	2	3	11	2	0	0	0	9						
3	Avery Anderson III	G 26:04	3-5	1-3	0-0	0	5	5	1	0	7	2	7	0	2	1	5					
11	Trevian Tynson	G 27:42	6-10	3-7	4-4	0	3	3	4	3	19	3	3	1	0	7						
4	Jameer Nelson Jr.	24:03	2-2	1-1	1-3	0	1	1	3	3	6	0	5	2	0	-10						
12	Xavier Cork	04:19	0-0	0-0	0-0	0	1	1	0	0	0	0	3	0	0	-12						
21	Jakobe Coles	19:39	4-6	1-3	0-1	0	1	1	3	1	9	1	1	0	1	6						
44	Essam Mostafa	08:48	0-2	0-0	0-0	2	0	2	0	1	0	0	0	0	1	4						
5	Chuck O'Bannon	08:21	1-3	0-0	0-0	2	0	2	0	0	2	1	0	0	1	-2						
Team						3			6													
<b>Totals</b>			23-46			6-18			20-26		15		25		40		15		72		13	

**Shooting By Period**

1st FG%	7-14	50.0%
3PT%	2-7	28.6%
FT%	10-12	83.3%
2nd FG%	16-32	50.0%
3PT%	4-11	36.4%
FT%	10-14	71.4%
GM FG%	23-46	50.0%
3PT%	6-18	33.3%
FT%	20-26	76.9%

Dead Ball Rebounds: 2, 0

**Technical Fouls: NONE**

ISU	TCU	Points from Turnovers	ISU	TCU	Period by Period Scoring		
					1st	2nd	TOT
19 (2nd 14:57)	0 (1st 20:00)	36	13	40	28		
Best Scoring Run	11 (1st 14:50)	10 (2nd 9:19)	44	29	73		
Lead Changes	0	Second Chance	14	6			
Times Tied	2	Fast Breaks	15	22			
Time with Lead	37:44	00:00	TCU	26	46	72	



Official Basketball Box Score - Final  
**Kansas State at #23 Iowa State**  
 01/24/24 James H. Hilton Coliseum, Ames, Iowa  
 2023-24 Men's Basketball

Game Time: 8:05 PM  
 Game Duration: 2:27  
 Attendance: 14,287



Official Basketball Box Score - Final  
**#7 Kansas at #23 Iowa State**  
 01/27/24 James H. Hilton Coliseum, Ames, Iowa  
 2023-24 Men's Basketball

Game Time: 12:38 PM  
 Game Duration: 2:04  
 Attendance: 14,287

Officials: Gerry Pollard, Kelly Sell, Owen Short

Officials: Ray Naitik, Rick Crawford, Chris Pacci

**Kansas State - 67** Record: 14-5 (4-2)

NO.	Name	Min	FG			FT			Rebounds		Fouls		TP	AS	TO	ST	Blocks			+/-
			M-A	M-A	M-A	OR	DR	TOT	PF	FF	FD	BS					BA	BB		
1	David N'Guessan	F 26:44	3-6	0-1	2-6	2	0	2	5	7	8	0	0	2	1	0	-11			
24	Arthur Kaluma	F 36:34	4-11	3-8	5-5	1	1	2	4	3	16	2	2	0	0	0	-10			
13	Will McNair Jr.	C 25:22																		

# 2023-24 BOX SCORES



Official Basketball Box Score - Final  
**Iowa St. at Baylor**  
 02/03/24 Foster Pavilion, Waco  
 2023-24 Men's Basketball

Game Time: 7:00 PM  
 Game Duration: 2:31  
 Attendance: 7,500

Officials: Job Harness, Chance Moore, Christopher Merlo

NO.	Name	F	FG			3P			FT			Rebounds		Fouls		TP	AS	TO	ST	Blocks		+/-	
			Min	MA	A	M	A	M	A	OR	DR	PF	FD	OR	DR					BS	BA		
0	Tre King	F	25:58	1-8	0-2	0-0	2-3	5	3	0	2	0	2	1	0	2	10	3	3	1	2	1	4
12	Robert Jones	F	18:58	2-5	0-0	4-10	6	1	7	3	6	8	0	0	3	3	1	2	1	0	0	0	
22	Milan Momcilovic	F	35:26	4-10	0-2	2-2	1	1	2	3	2	10	3	0	0	0	0	0	0	0	0	0	
3	Tamin Lipsey	G	30:57	3-7	0-1	2-4	2	1	3	4	4	8	3	0	2	0	0	0	0	0	0	0	
10	Keshon Gilbert	G	33:52	7-12	5-6	5-8	2	2	4	3	8	24	2	4	2	0	0	0	0	0	0	0	
24	Hason Ward	G	19:41	1-3	0-0	1-2	1	3	4	5	2	3	1	2	1	1	1	1	0	0	0	0	
5	Curtis Jones	G	28:45	3-8	0-3	5-6	1	2	1	1	1	11	1	0	0	0	0	0	0	0	0	0	
4	Demarion Watson	G	04:08	1-2	0-0	0-0	1	0	1	0	1	2	0	0	0	0	0	0	0	0	0	0	
1	Jackson Paveletzke	G	02:15	0-1	0-0	0-0	0	0	0	0	0	0	0	0	0	0	0	0	0	0	0	0	
Team							0	2	2														
Totals			22:56	5-14	19-32	16	15	31	22	23	68	10	11	10	5	4	2						

Technical Fouls: NONE

Shooting By Period	
1st FG%	10-28 35.7%
3PT%	3-8 37.5%
2nd FG%	5-6 83.3%
3PT%	12-28 42.9%
3PT%	2-6 33.3%
FT%	14-26 53.8%
GM FG%	22-56 39.3%
3PT%	5-14 35.7%
FT%	19-32 59.4%

Dead Ball Rebounds: 7, 0

NO.	Name	F	FG			3P			FT			Rebounds		Fouls		TP	AS	TO	ST	Blocks		+/-
			Min	MA	A	M	A	M	A	OR	DR	PF	FD	OR	DR					BS	BA	
11	Jalen Bridges	F	34:11	4-7	4-5	2-2	0	4	4	2	14	2	1	1	3	0	0	1	19			
2	Yves Missi	F	19:57	2-5	0-0	2-2	1	2	4	2	6	1	1	1	4	2	7					
2	Jayden Nunn	G	24:55	4-5	2-3	6-10	0	3	3	4	6	16	2	3	2	0	0	0	0	0	0	0
4	JaKobe Walter	G	30:36	2-10	1-6	2-2	3	3	6	1	5	7	3	3	1	0	0	0	0	0	0	0
10	Ray J Dennis	G	33:44	6-10	4-6	2-3	0	7	7	4	1	18	1	6	1	0	0	0	0	0	0	0
13	Langston Love	G	27:56	1-6	1-3	0-1	2	2	4	1	3	4	0	0	0	0	1	4				
15	Josh Ojiamwuna	G	15:17	2-3	0-0	0-1	3	1	4	3	4	1	3	0	0	1	1					
1	Miro Little	G	02:49	0-0	0-0	0-0	0	0	0	0	0	0	0	0	0	0	0	0	0	0	0	0
33	Caleb Lohner	G	05:49	0-0	0-0	2-2	1	0	1	1	2	0	0	0	0	0	0	0	0	0	0	0
23	Jonathan Tchamwa Tchatchoua	G	04:46	0-0	0-0	0-0	0	1	1	2	0	0	0	1	0	0	0	0	0	0	0	0
Team							3	4	0													
Totals			21:46	12-23	16-23	13	23	36	26	22	70	14	20	8	4	5	2					

Technical Fouls: Coach 1<sup>st</sup> 10:17 Coach 2<sup>nd</sup> 11:20 Bench 2<sup>nd</sup> 10:59

Biggest lead	ISU	BU	Points from Turnovers		Period by Period Scoring			
			1st	2nd	TOT	ISU	BU	TOT
7 (2 <sup>nd</sup> 7:56)	15 (1 <sup>st</sup> 0:06)		26	13	28	40	68	
Best Scoring Run	20 (2 <sup>nd</sup> 7:56)	12 (1 <sup>st</sup> 4:28)	20	12	28	40	68	
Lead Changes	7		ISU	28	40	68		
Times Tied	3		BU	40	30	70		
Time with Lead	08:18	29:52	Bench	16	9			

Game Notes: 1st half 10:20 Technical foul BAY HC • 1st half 9:03 BU #23 game delay warning • 2nd half 11:20 Technical foul BAY HC, HC ejected • 2nd half 10:58 Technical foul BAY Bench



Official Basketball Box Score - Final  
**Iowa St. at Texas**  
 02/06/24 Moody Center, Austin  
 2023-24 Men's Basketball

Game Time: 7:00 PM  
 Game Duration: 2:04  
 Attendance: 10,663

Officials: Ron Groover, Marques Pettigrew, Amy Bonner

NO.	Name	F	FG			3P			FT			Rebounds		Fouls		TP	AS	TO	ST	Blocks		+/-
			Min	MA	A	M	A	M	A	OR	DR	PF	FD	OR	DR					BS	BA	
0	Tre King	F	18:52	3-7	1-2	0-0	1	1	2	4	1	7	0	0	1	1	1	1	4			
12	Robert Jones	F	23:02	3-11	0-0	0-0	3	1	4	2	0	6	3	1	1	0	0	0	0	0	0	0
22	Milan Momcilovic	F	34:39	4-9	2-4	3-4	3	2	5	0	1	13	1	0	2	0	1	8				
3	Tamin Lipsey	G	33:27	5-12	2-3	0-1	3	4	7	2	4	12	5	3	4	0	2	5				
10	Keshon Gilbert	G	30:21	2-8	0-3	4-4	2	5	7	3	2	8	2	0	1	0	2	4				
5	Curtis Jones	G	29:57	4-10	1-5	2-2	0	1	1	1	11	0	1	0	0	1	5					
24	Hason Ward	G	13:59	2-4	0-0	1-2	3	2	5	1	1	5	0	1	1	2	0	4				
1	Jackson Paveletzke	G	08:53	3-4	0-0	0-0	0	3	3	4	0	6	0	1	0	0	0	0	0	0	0	
4	Demarion Watson	G	06:50	1-1	0-0	0-0	0	1	1	2	0	0	0	0	1	0	1	0	0	0	0	
Team							0	1	0													
Totals			27:66	6-17	10-13	16	20	36	19	11	70	11	8	10	4	8	5					

Technical Fouls: NONE

NO.	Name	F	FG			3P			FT			Rebounds		Fouls		TP	AS	TO	ST	Blocks		+/-
			Min	MA	A	M	A	M	A	OR	DR	PF	FD	OR	DR					BS	BA	
1	Dylan Disu	F	31:24	10-19	3-6	5-5	4	6	10	3	5	28	2	2	3	2	1	2				
23	Dillon Mitchell	F	33:23	4-7	0-0	2-2	0	5	5	1	2	10	1	2	0	1	0	0	0	0	0	0
2	Chendall Weaver	G	18:28	2-4	0-0	1-2	5	2	7	4	1	5	0	0	0	1	1	2				
3	Max Abmas	G	35:56	3-11	0-5	7-7	0	4	4	1	6	13	4	4	0	0	0	0	0	0	0	0
4	Tyrese Hunter	G	32:43	0-8	0-3	0-0	1	2	3	1	0	0	7	3	0	1	2	11				
30	Brock Cunningham	G	28:59	2-3	0-0	1-2	2	3	0	1	5	0	0	1	0	0	0	0	0	0	0	0
5	Kadin Shedrick	G	10:04	1-1	0-0	0-0	2	2	2	2	2	0	1	0	2	0	0	0	0	0	0	0
9	Ithiel Horton	G	09:03	0-1	0-0	2-2	0	0	0	0	2	2	0	0	0	1	0	1	0	0	0	0
Team							0	1	1													
Totals			22:54	3-14	18-20	11	24	35	12	19	65	14	14	4	8	4	5					

Technical Fouls: Coach 2<sup>nd</sup> 16:26

Biggest lead	ISU	TEX	Points from Turnovers		Period by Period Scoring		
			1st	2nd	TOT	ISU	TEX
18 (2 <sup>nd</sup> 14:47)	0 (1 <sup>st</sup> 20:00)		18	6	34	32	
Best Scoring Run	7 (1 <sup>st</sup> 16:06)	8 (2 <sup>nd</sup> 2:59)	Paint	16	9		
Lead Changes	0		Second Chance	16	9		
Times Tied	0		Fast Breaks	4	4		
Time with Lead	39:26	00:00	Bench	24	9		



Official Basketball Box Score - Final  
**TCU at #14 Iowa State**  
 02/10/24 James H. Hilton Coliseum, Ames, Iowa  
 2023-24 Men's Basketball

Game Time: 1:06 PM  
 Game Duration: 2:14  
 Attendance: 14,287

Officials: Gerry Polard, Kelly Self, James Duke

NO.	Name	F	FG			3P			FT			Rebounds		Fouls		TP	AS	TO	ST	Blocks		+/-
			Min	MA	A	M	A	M	A	OR	DR	PF	FD	OR	DR					BS	BA	
0	Emanuel Miller	F	30:33	8-12	1-2	1-2	3	6	2	2	18	1	2	0	0	1	1	1	1			
8	Ernest Udeh Jr.	C	22:59	1-1	0-0	1-2	3	5	1	3	3	0	0	3	0	0	0	0	0	0	0	0
0	Micah Peavy	G	27:33	0-5	0-1	2-4	1	1	2	1	2	2	3	1	1	1	1	1	1	1	1	1
3	Avery Anderson III	G	21:26	1-2	0-0	3-4	0	0	0	4	2	5	4	2								

# 2023-24 BOX SCORES



Official Basketball Box Score - Final  
**Texas Tech at #10 Iowa State**  
 02/17/24 James H. Hilton Coliseum, Ames, Iowa  
 2023-24 Men's Basketball

Game Time: 11:01 AM  
 Game Duration: 2:05  
 Attendance: 14,207

Officials: Darron George, Brooks Wells, Steve Divina

Texas Tech - 74		Record: 18-7 (7-5)										Shooting By Period				
NO. Name	Min	FG	3P	FT	Rebounds	Fouls	TP	AS	TO	ST	Blocks	+	-	1st FG%	2nd FG%	
		M-A	M-A	M-A	OR DR TOT	PF	FD				BS	BA	+			
5 Darron Williams	F 37:53	3-5	2-3	4-4	1	10	11	4	4	12	2	4	2	0	0	-8
25 Robert Jennings	F 28:31	4-7	0-0	5-7	3	2	5	2	5	13	1	2	0	1	1	-1
2 Pop Isaacs	G 28:30	2-11	0-7	4-4	0	2	2	4	4	8	3	5	0	0	0	-14
6 Joe Toussaint	G 36:48	6-9	3-4	1-1	0	1	1	1	4	16	4	1	1	0	0	-2
24 Kerwin Walton	G 25:57	3-8	3-8	0-0	0	0	3	0	0	9	1	0	1	0	0	-2
0 Chance McMillian	G 31:25	4-10	0-6	2-2	1	5	6	1	1	10	2	2	0	0	0	-3
21 KyeRon Lindsay	G 10:56	2-3	0-0	2-4	0	4	4	0	2	6	0	1	0	1	0	-7
<b>Team</b>					1	4	5			0						
<b>Totals</b>		24-53	8-28	18-22	6	28	34	16	20	74	13	16	4	2	1	-8

Technical Fouls: Coach 2nd 7:07

Shooting By Period  
 1st FG% 7-21 33.3%  
 2nd FG% 17-32 53.1%  
 3PT% 8-28 28.6%  
 FT% 18-22 81.8%  
 GM FG% 24-53 45.3%  
 Dead Ball Rebounds: 3.1

#10 Iowa State - 82		Record: 20-5 (9-3)										Shooting By Period				
NO. Name	Min	FG	3P	FT	Rebounds	Fouls	TP	AS	TO	ST	Blocks	+	-	1st FG%	2nd FG%	
		M-A	M-A	M-A	OR DR TOT	PF	FD				BS	BA	+			
0 Tre King	F 24:54	4-8	0-1	0-1	0	3	3	2	2	8	0	1	1	0	0	9
12 Robert Jones	F 25:20	5-6	0-0	0-0	3	4	7	4	1	10	1	0	2	1	0	3
22 Milan Momcilovic	F 33:42	5-14	0-3	0-1	0	1	1	1	3	10	1	2	0	0	0	17
3 Tamin Lipsey	G 26:58	3-8	0-2	4-5	1	3	4	3	3	10	4	2	2	0	1	2
10 Keshon Gilbert	G 35:07	8-16	4-7	4-6	2	6	8	2	5	24	5	0	1	0	1	3
5 Curtis Jones	G 29:59	4-11	2-6	2-2	1	2	3	2	1	12	2	0	0	0	0	-1
24 Hason Ward	G 09:21	1-3	0-0	0-0	0	1	1	4	0	2	0	1	2	0	0	7
4 Demarion Watson	G 06:48	2-2	0-0	0-0	0	3	3	1	0	4	0	0	0	0	0	-2
1 Jackson Paveletzke	G 07:51	1-2	0-0	0-0	0	1	1	0	2	2	0	0	0	0	0	2
<b>Team</b>					4	0	4			0						
<b>Totals</b>		33-70	6-19	10-15	11	24	35	20	15	82	13	6	8	1	2	8

Technical Fouls: NONE

Shooting By Period  
 1st FG% 17-39 43.6%  
 2nd FG% 16-31 51.6%  
 3PT% 4-8 50.0%  
 FT% 8-11 72.7%  
 GM FG% 33-70 47.1%  
 Dead Ball Rebounds: 2.0

Biggest lead	TTU		Points from Turnovers	2nd 20	Period by Period Scoring
	1st	2nd			
Best Scoring Run	7 (2nd 7:57)	10 (1st 8:42)	Paint	22	44
Lead Changes	1		Second Chance	9	11
Times Tied	1		Fast Breaks	0	11
Time with Lead	00:18	37:35	Bench	16	20

Game Notes: Class A Technical: TTU Coach (7:07, 2nd)



Official Basketball Box Score - Final  
**Iowa St. at Houston**  
 02/19/24 Fertitta Center, Houston, Texas  
 2023-24 Men's Basketball

Game Time: 8:07 PM  
 Game Duration: 2:15  
 Attendance: 7,855

Officials: Rick Crawford, Ron Groover, Pat Adams

Iowa St. - 65		Record: 20-6 (9-4)										Shooting By Period				
NO. Name	Min	FG	3P	FT	Rebounds	Fouls	TP	AS	TO	ST	Blocks	+	-	1st FG%	2nd FG%	
		M-A	M-A	M-A	OR DR TOT	PF	FD				BS	BA	+			
0 Tre King	F 25:39	5-8	3-3	0-0	4	4	8	4	2	13	0	2	2	0	0	-16
12 Robert Jones	F 25:03	3-6	0-0	1-2	3	0	3	4	2	7	3	2	2	1	0	-4
22 Milan Momcilovic	F 30:52	3-9	0-3	3-3	1	4	5	2	3	9	2	0	0	0	0	-7
3 Tamin Lipsey	G 33:51	1-8	0-1	2-3	0	3	3	2	5	4	4	6	1	0	1	-3
10 Keshon Gilbert	G 32:00	6-10	3-4	2-5	1	3	4	4	5	17	5	4	0	0	0	-5
4 Demarion Watson	G 26:00	0-0	0-0	0-0	0	0	0	0	0	0	0	1	0	0	0	0
5 Curtis Jones	G 29:01	4-10	3-5	2-2	0	3	3	1	1	13	2	0	0	0	0	-3
24 Hason Ward	G 13:20	1-3	0-0	0-0	2	2	4	2	0	2	0	0	1	0	0	-3
1 Jackson Paveletzke	G 03:44	0-1	0-1	0-0	0	0	0	0	2	0	0	0	0	0	0	1
<b>Team</b>					2	7	9			0						
<b>Totals</b>		23-55	9-17	10-15	13	26	39	21	18	65	16	16	5	2	3	-8

Technical Fouls: NONE

Houston - 73		Record: 23-3 (10-3)										Shooting By Period				
NO. Name	Min	FG	3P	FT	Rebounds	Fouls	TP	AS	TO	ST	Blocks	+	-	1st FG%	2nd FG%	
		M-A	M-A	M-A	OR DR TOT	PF	FD				BS	BA	+			
5 Ja'Vier Francis	F 26:49	2-3	0-0	0-4	2	5	7	2	3	4	1	1	1	1	0	12
13 J'Wan Roberts	F 26:16	3-5	0-0	0-0	3	3	6	5	1	6	2	1	1	0	0	11
1 Jamal Sheard	G 37:39	6-10	2-3	12-13	0	4	4	2	8	26	6	2	3	0	0	14
4 Lu Cryer	G 32:31	2-10	2-9	2-2	0	1	1	5	1	8	1	2	1	0	0	6
21 Emanuel Sharp	G 29:33	5-13	2-7	8-9	0	1	1	2	4	20	0	4	0	1	4	4
25 Joseph Tugler	G 11:20	0-3	0-1	0-0	0	2	2	1	0	0	0	1	1	0	1	-2
8 Mylik Wilson	G 19:31	3-4	1-2	0-2	1	5	6	0	3	7	1	1	1	2	0	0
3 Ramon Walker Jr.	G 09:24	0-1	0-1	2-2	0	1	1	0	1	2	0	0	1	0	0	3
11 Damian Dunn	G 06:57	0-1	0-1	0-0	0	0	0	1	0	0	0	0	0	0	0	-8
<b>Team</b>					2	0	2			0						
<b>Totals</b>		21-50	7-24	24-32	8	22	30	18	21	73	11	9	13	3	2	8

Technical Fouls: NONE

Biggest lead	ISU		Points from Turnovers	2nd 20	Period by Period Scoring
	1st	2nd			
Best Scoring Run	7 (2nd 11:13)	8 (1st 10:00)	Paint	24	22
Lead Changes	0		Second Chance	13	8
Times Tied	0		Fast Breaks	12	9
Time with Lead	00:00	38:49	Bench	15	9



Official Basketball Box Score - Final  
**West Virginia at #6 Iowa State**  
 02/24/24 James H. Hilton Coliseum, Ames, Iowa  
 2023-24 Men's Basketball

Game Time: 1:05 PM  
 Game Duration: 1:57  
 Attendance: 14,207

Officials: Gary Maxwell, Antonio Petty, Blake Harris

West Virginia - 64		Record: 9-18 (4-10)										Shooting By Period				
NO. Name	Min	FG	3P	FT	Rebounds	Fouls	TP	AS	TO	ST	Blocks	+	-	1st FG%	2nd FG%	
		M-A	M-A	M-A	OR DR TOT	PF	FD				BS	BA	+			
11 Quinn Stazinski	F 21:56	3-6	2-4	3-3	1	1	2	4	2	11	2	2	1	0	0	0
7 Jesse Edwards	C 33:14	4-5	0-0	2-3	2	6	8	2	5	10	3	5	2	4	0	-5
2 Kobe Johnson	G 30:03	5-7	2-3	0-1	0	2	2	0	2	12	3	1	0	1	0	-2
3 Kerr Krisia	G 35:14	4-7	4-7	0-0	0	0	0	4	2	12	2	5	1	0	0	-6
21 RaeQuan Battle	G 27:21	2-11	1-6	4-4	0	5	5	1	2	9	1	2	0	0	3	-2
13 Akok Akok	G 08:58	0-2	0-1	0-0	0	0	0	0	0	0	0	1	0	1	0	-14
1 Noah Farrakhan	G 19:02	2-4	1-2	0-0	1	2	3	3	1	5	2	2	1	0	0	1
22 Josiah Harris	G 21:00	2-4	0-1	1-1	0	5	5	0	1	5	1	4	2	1	0	-10
24 Pat Suemnick	G 03:13	0-0	0-0	0-0	0	0	0	0	2	0	0	1	0	0	0	3
<b>Team</b>					2	3	5			0						
<b>Totals</b>		22-46	10-24	10-12	6	24	30	16	15	64	14	23	7	7	3	-7

Technical Fouls: NONE

Shooting By Period  
 1st FG% 10-21 47.6%  
 2nd FG% 12-25 48.0%  
 3PT% 5-14 35.7%  
 FT% 5-5 100%  
 GM FG% 22-46 47.8%  
 Dead Ball Rebounds: 1.0

#6 Iowa State - 71		Record: 21-6 (11-4)										Shooting By Period				
NO. Name	Min	FG	3P	FT	Rebounds	Fouls	TP	AS	TO	ST	Blocks	+	-	1st FG%	2nd FG%	
		M-A	M-A	M-A	OR DR TOT	PF	FD				BS	BA	+			
0 Tre King	F 23:56	4-6	0-1	0-0	4	1	5	4	0	8	0	0	1	0	1	6
12 Robert Jones	F 21:34	2-3	0-0	2-3	2	2	4	1	3	6	0	0	3	0	1	2
22 Milan Momcilovic	F 28:18	3-10	2-6	0-0	0	2	2	1	2	8	2	1	0	2	0	-3
3 Tamin Lipsey	G 31:22	4-9	2-2	4-7	3	1	4	1	7	14	6	4	2	0	1	7
10 Keshon Gilbert	G 24:51	3-8	0-2	2-2	0	1	1	4	2	8	2	0	3			

# 2023-24 BOX SCORES



Official Basketball Box Score - Final  
**Iowa St. at UCF**  
 03/02/24 Addition Financial Arena, Orlando  
 2023-24 Men's Basketball

Game Time: 4:00 PM  
 Game Duration: 2:16  
 Attendance: 9,392

Officials: Bret Smith, Owen Shortt, James Duke

Iowa St. - 60      Record: 23-6 (12-4)

NO.	Name	Min	FG		3P		FT		Rebounds			Fouls		TP	AS	TO	ST	Blocks		+/-																											
			M	A	M	A	M	A	OR	DR	TOT	PF	FD					BS	BA																												
0	Tre King	F 27:12	7-11	1-4	1-2	3	3	6	1	1	16	0	0	1	0	0	2																														
12	Robert Jones	F 26:47	3-6	0-0	0-0	1	0	1	4	1	6	2	1	2	0	0	5																														
22	Milan Momcilovic	F 29:58	5-11	1-5	0-2	0	1	1	1	4	11	4	1	0	0	0	4																														
3	Tamin Lipsy	G 28:08	1-2	0-1	0-0	0	3	3	3	3	2	3	2	2	0	0	4																														
10	Keshon Gilbert	G 29:22	2-5	1-3	6-7	1	5	6	3	7	11	5	9	2	0	0	6																														
4	Demarion Watson	13:39	0-0	0-0	1-2	0	1	1	1	2	1	0	0	0	0	0	0																														
5	Curtis Jones	30:26	2-9	2-7	5-6	1	5	6	1	5	11	2	2	0	0	0	7																														
24	Hason Ward	09:41	1-1	0-0	0-0	0	1	1	4	0	2	0	1	2	1	0	7																														
1	Jackson Paveletzke	04:47	0-1	0-1	0-0	0	0	0	0	0	0	0	1	0	0	0	5																														
Team						0			1			1			0																																
<b>Totals</b>			21-46			5-21			13-19			6			20			26			18			23			60			16			17			9			1			0			8		

Shooting By Period

1st FG%	13-22	59.1%
3PT%	4-10	40.0%
FT%	6-8	75%
2nd FG%	8-24	33.3%
3PT%	1-11	9.1%
FT%	7-11	63.6%
GM FG%	21-46	45.7%
3PT%	5-21	23.8%
FT%	13-19	68.4%

Dead Ball Rebounds: 5.1

Technical Fouls: NONE

UCF - 52      Record: 15-13 (6-10)

NO.	Name	Min	FG		3P		FT		Rebounds			Fouls		TP	AS	TO	ST	Blocks		+/-																											
			M	A	M	A	M	A	OR	DR	TOT	PF	FD					BS	BA																												
11	Ibrahima Diallo	F 18:11	1-1	0-0	0-1	3	3	6	2	4	2	0	2	0	0	0	0	0																													
21	C.J. Walker	F 25:12	3-5	1-1	0-1	1	3	4	4	2	7	0	2	1	0	0	1																														
2	Shemarri Allen	G 28:46	4-5	0-0	3-6	1	1	2	5	4	11	1	5	2	0	0	-14																														
3	Darius Johnson	G 32:18	3-12	0-7	4-5	0	2	2	4	4	10	2	6	4	0	1	-10																														
24	Jaylin Sellers	G 29:13	6-13	0-5	1-1	0	0	0	2	1	13	0	1	1	0	0	10																														
5	Omar Payne	11:06	0-0	0-0	1-2	1	1	2	2	2	1	0	1	1	0	0	-5																														
1	Antwann Jones	11:13	0-1	0-1	0-0	0	2	2	1	0	0	1	1	0	0	0	-11																														
31	Thierno Sylla	11:59	2-3	0-1	2-2	1	1	2	0	1	6	0	0	0	0	0	-10																														
13	Marchelus Avery	15:07	0-5	0-4	0-0	1	1	2	1	0	0	1	1	0	0	0	-10																														
12	DeMarr Langford Jr.	16:55	1-2	0-0	0-0	3	2	5	2	0	2	0	1	1	0	0	9																														
Team			0			4			4			0			2																																
<b>Totals</b>			20-47			1-19			11-18			11			20			31			23			18			52			5			22			10			0			1			-8		

Shooting By Period

1st FG%	12-23	52.2%
3PT%	1-9	11.1%
FT%	4-7	57.1%
2nd FG%	8-24	33.3%
3PT%	0-10	0.0%
FT%	7-11	63.6%
GM FG%	20-47	42.6%
3PT%	1-19	5.3%
FT%	11-18	61.1%

Dead Ball Rebounds: 2.0

Technical Fouls: NONE

	ISU	UCF
<b>Biggest lead</b>	10 (2nd 0:26)	4 (1st 18:57)
<b>Best Scoring Run</b>	11 (2nd 0:26)	7 (2nd 17:59)
<b>Lead Changes</b>	9	
<b>Times Tied</b>	5	
<b>Time with Lead</b>	27:59	10:13

Points from	ISU	UCF
<b>Turnovers</b>	22	14
<b>Paint</b>	20	36
<b>Second Chance</b>	5	11
<b>Fast Breaks</b>	10	7
<b>Bench</b>	14	9

	Period by Period Scoring		
	1st	2nd	TOT
ISU	36	24	60
UCF	29	23	52

# 2023-24 IOWA STATE OVERALL STATS

## Game Records

Record	Overall	Home	Away	Neutral
ALL GAMES	23-6	17-0	5-4	1-2
CONFERENCE	12-4	8-0	4-4	0-0
NON-CONFERENCE	11-2	9-0	1-0	1-2

## Score by Periods

Team	1st	2nd	OT	TOT
Iowa St.	1076	1146	0	2222
Opponents	801	995	0	1796

## Team Box Score

No.	Player	Total					3-Point		F-Throw		Rebounds				Other Stats							
		GP-GS	MIN	AVG	FG-FGA	FG%	3FG-3FGA	3FG%	FT-FTA	FT%	OFF	DEF	TOT	AVG	PF	DQ	A	TO	BLK	STL	PTS	AVG
10	GILBERT, Keshon	29-29	885:45	30.5	128-284	.451	30-89	.337	113-158	.715	28	105	133	4.6	67	1	122	83	2	49	399	13.8
3	LIPSEY, Tamin	28-28	859:54	30.7	117-282	.415	31-87	.356	79-116	.681	36	94	130	4.6	60	2	144	64	2	17	344	12.3
22	MOMCILOVIC, Milan	29-29	895:53	30.9	117-271	.432	49-134	.366	50-62	.806	13	79	92	3.2	51	0	38	26	12	77	333	11.5
5	JONES, Curtis	29-1	769:36	26.5	105-266	.395	52-156	.333	38-47	.809	9	78	87	3.0	47	0	59	21	1	46	300	10.3
0	KING, Tre	29-29	664:20	22.9	106-207	.512	13-42	.310	49-62	.790	53	93	146	5.0	73	1	19	42	8	32	274	9.4
12	JONES, Robert	29-26	652:35	22.5	99-160	.619	0-0	.000	40-79	.506	71	58	129	4.4	66	2	30	31	25	34	238	8.2
24	WARD, Hason	20-3	322:25	16.1	49-85	.576	0-0	.000	14-26	.538	35	46	81	4.1	52	1	18	13	20	24	112	5.6
1	PAVELETZKE, Jackson	28-0	328:36	11.7	37-85	.435	13-32	.406	21-28	.750	2	31	33	1.2	20	0	31	17	0	7	108	3.9
33	BILIEW, Omaha	16-0	125:31	7.8	14-24	.583	0-2	.000	17-27	.630	10	13	23	1.4	17	1	5	6	1	6	45	2.8
4	WATSON, Demarion	28-0	249:36	8.9	24-36	.667	2-2	1.000	8-14	.571	20	31	51	1.8	25	0	3	6	12	9	58	2.1
11	FISH, Kayden	4-0	18:13	4.6	2-5	.400	0-0	.000	2-2	1.000	3	3	6	1.5	4	0	1	1	1	0	6	1.5
13	KELDERMAN, Cade	9-0	18:13	2.0	1-3	.333	1-2	.500	2-2	1.000	0	1	1	0.1	0	0	0	0	0	3	5	0.6
23	HAWLEY, Conrad	7-0	09:24	1.3	0-1	.000	0-0	.000	0-2	.000	2	0	2	0.3	1	0	1	0	0	0	0	0.0
Team											47	40	87				12					
<b>Total</b>		<b>29</b>	<b>5800</b>		<b>799-1709</b>	<b>.468</b>	<b>191-546</b>	<b>.350</b>	<b>433-625</b>	<b>.693</b>	<b>329</b>	<b>672</b>	<b>1001</b>	<b>34.5</b>	<b>483</b>	<b>8</b>	<b>471</b>	<b>322</b>	<b>84</b>	<b>304</b>	<b>2222</b>	<b>76.6</b>
<b>Opponents</b>		<b>29</b>	<b>5800</b>		<b>599-1476</b>	<b>.406</b>	<b>218-670</b>	<b>.325</b>	<b>380-530</b>	<b>.717</b>	<b>267</b>	<b>668</b>	<b>935</b>	<b>32.2</b>	<b>543</b>	<b>14</b>	<b>352</b>	<b>519</b>	<b>97</b>	<b>181</b>	<b>1796</b>	<b>61.9</b>

## Team Statistics

	IOWAST	OPP
<b>Scoring</b>	<b>2222</b>	<b>1796</b>
Points per game	76.6	61.9
Scoring margin	+14.7	-
<b>Field goals-att</b>	<b>799-1709</b>	<b>599-1476</b>
Field goal pct	.468	.406
<b>3 point fg-att</b>	<b>191-546</b>	<b>218-670</b>
3-point FG pct	.350	.325
3-pt FG made per game	6.6	7.5
<b>Free throws-att</b>	<b>433-625</b>	<b>380-530</b>
Free throw pct	.693	.717
F-Throws made per game	14.9	13.1
<b>Rebounds</b>	<b>1001</b>	<b>935</b>
Rebounds per game	34.5	32.2
Rebounding margin	+2.3	-
<b>Assists</b>	<b>471</b>	<b>352</b>
Assists per game	16.2	12.1
<b>Turnovers</b>	<b>322</b>	<b>519</b>
Turnovers per game	11.1	17.9
Turnover margin	+6.8	-
Assist/turnover ratio	1.5	0.7
<b>Steals</b>	<b>304</b>	<b>181</b>
Steals per game	10.5	6.2
<b>Blocks</b>	<b>84</b>	<b>97</b>
Blocks per game	2.9	3.3
<b>Winning streak</b>	<b>3</b>	<b>-</b>
Home win streak	17	-
<b>Attendance</b>	<b>235353</b>	<b>86684</b>
Home games-Avg/Game	17-13844	9-9632
Neutral site-Avg/Game	-	3-2334

## Team Results

Date	Opponent	Score	Att.
11/06/2023	Green Bay	W 85-44	13360
11/09/2023	Lindenwood	W 102-47	13327
11/12/2023	Idaho St.	W 86-55	13529
11/19/2023	Grambling	W 92-37	12975
11/23/2023	vs VCU	W 68-64	2458
11/24/2023	vs Virginia Tech	L 62-71	2579
11/26/2023	vs Texas A&M	L 69-73	1964
12/01/2023	at DePaul	W 99-80	4852
12/07/2023	Iowa	W 90-65	14267
12/10/2023	Prairie View	W 107-56	13570
12/17/2023	Florida A&M	W 96-58	13081
12/21/2023	Eastern Ill.	W 80-48	12841
12/31/2023	New Hampshire	W 85-70	14267
01/06/2024	at Oklahoma	L 63-71	11333
01/09/2024	Houston	W 57-53	14267
01/13/2024	Oklahoma St.	W 66-42	14267
01/16/2024	at BYU	L 72-87	15491
01/20/2024	at TCU	W 73-72	7739
01/24/2024	Kansas St.	W 78-67	14267
01/27/2024	Kansas	W 79-75	14267
02/03/2024	at Baylor	L 68-70	7500
02/06/2024	at Texas	W 70-65	10663
02/10/2024	TCU	W 71-59	14267
02/13/2024	at Cincinnati	W 68-59	11819
02/17/2024	Texas Tech	W 82-74	14267
02/19/2024	at Houston	L 65-73	7895
02/24/2024	West Virginia	W 71-64	14267
02/28/2024	Oklahoma	W 58-45	14267
03/02/2024	at UCF	W 60-52	9392

# 2023-24 IOWA STATE BIG 12 STATS

## Game Records

Record	Overall	Home	Away	Neutral
ALL GAMES	12-4	8-0	4-4	0-0
CONFERENCE	12-4	8-0	4-4	0-0
NON-CONFERENCE	0-0	0-0	0-0	0-0

## Score by Periods

Team	1st	2nd	OT	TOT
Iowa St.	534	567	0	1101
Opponents	437	591	0	1028

## Team Box Score

No.	Player				Total		3-Point		F-Throw		Rebounds											
		GP-GS	MIN	AVG	FG-FGA	FG%	3FG-3FGA	3FG%	FT-FTA	FT%	OFF	DEF	TOT	AVG	PF	DQ	A	TO	BLK	STL	PTS	AVG
10	GILBERT, Keshon	16-16	502:37	31.4	69-159	.434	21-57	.368	53-72	.736	16	56	72	4.5	39	1	58	46	1	22	212	13.3
5	JONES, Curtis	16-1	454:40	28.4	59-149	.396	27-84	.321	26-30	.867	4	36	40	2.5	25	0	31	11	0	22	171	10.7
22	MOMCILOVIC, Milan	16-16	514:33	32.2	56-150	.373	21-71	.296	23-32	.719	7	39	46	2.9	26	0	24	15	3	10	156	9.8
3	LIPSEY, Tamin	15-15	457:47	30.5	46-139	.331	10-38	.263	40-56	.714	17	36	53	3.5	36	1	65	35	1	30	142	9.5
0	KING, Tre	16-16	376:47	23.5	52-116	.448	12-35	.343	20-26	.769	27	48	75	4.7	44	1	6	22	4	17	136	8.5
12	JONES, Robert	16-16	349:39	21.9	49-88	.557	0-0	.000	18-39	.462	40	25	65	4.1	43	1	18	18	11	20	116	7.3
24	WARD, Hason	16-0	255:05	15.9	38-66	.576	0-0	.000	12-21	.571	27	36	63	3.9	41	1	15	13	13	19	88	5.5
1	PAVELETZKE, Jackson	15-0	107:32	7.2	15-29	.517	3-8	.375	4-4	1.000	1	10	11	0.7	12	0	4	8	0	4	37	2.5
4	WATSON, Demarion	16-0	167:24	10.5	16-24	.667	2-2	1.000	5-8	.625	14	23	37	2.3	18	0	2	3	8	4	39	2.4
33	BILIEW, Omaha	4-0	12:35	3.1	2-2	1.000	0-0	.000	0-3	.000	1	2	3	0.8	0	0	0	0	0	0	4	1.0
13	KELDERMAN, Cade	1-0	01:20	1.3	0-0	.000	0-0	.000	0-0	.000	0	0	0	0.0	0	0	0	0	0	0	0	0.0
Team											23	23	46					10				
<b>Total</b>		<b>16</b>	<b>3200</b>		<b>402-922</b>	<b>.436</b>	<b>96-295</b>	<b>.325</b>	<b>201-291</b>	<b>.691</b>	<b>177</b>	<b>334</b>	<b>511</b>	<b>31.9</b>	<b>284</b>	<b>5</b>	<b>223</b>	<b>181</b>	<b>41</b>	<b>148</b>	<b>1101</b>	<b>68.8</b>
<b>Opponents</b>		<b>16</b>	<b>3200</b>		<b>344-804</b>	<b>.428</b>	<b>116-361</b>	<b>.321</b>	<b>224-313</b>	<b>.716</b>	<b>160</b>	<b>375</b>	<b>535</b>	<b>33.4</b>	<b>284</b>	<b>6</b>	<b>207</b>	<b>269</b>	<b>63</b>	<b>102</b>	<b>1028</b>	<b>64.3</b>

## Team Statistics

	IOWAST	OPP
<b>Scoring</b>	<b>1101</b>	<b>1028</b>
Points per game	68.8	64.3
Scoring margin	+4.6	-
<b>Field goals-att</b>	<b>402-922</b>	<b>344-804</b>
Field goal pct	.436	.428
<b>3 point fg-att</b>	<b>96-295</b>	<b>116-361</b>
3-point FG pct	.325	.321
3-pt FG made per game	6.0	7.3
<b>Free throws-att</b>	<b>201-291</b>	<b>224-313</b>
Free throw pct	.691	.716
F-Throws made per game	12.6	14.0
<b>Rebounds</b>	<b>511</b>	<b>535</b>
Rebounds per game	31.9	33.4
Rebounding margin	-1.5	-
<b>Assists</b>	<b>223</b>	<b>207</b>
Assists per game	13.9	12.9
<b>Turnovers</b>	<b>181</b>	<b>269</b>
Turnovers per game	11.3	16.8
Turnover margin	+5.5	-
Assist/turnover ratio	1.2	0.8
<b>Steals</b>	<b>148</b>	<b>102</b>
Steals per game	9.3	6.4
<b>Blocks</b>	<b>41</b>	<b>63</b>
Blocks per game	2.6	3.9
<b>Winning streak</b>	<b>3</b>	<b>-</b>
Home win streak	8	-
<b>Attendance</b>	<b>114136</b>	<b>81832</b>
Home games-Avg/Game	8-14267	8-10229
Neutral site-Avg/Game	-	0-0

## Team Results

Date	Opponent		Score	Att.
01/06/2024	at Oklahoma	L	63-71	11333
01/09/2024	Houston	W	57-53	14267
01/13/2024	Oklahoma St.	W	66-42	14267
01/16/2024	at BYU	L	72-87	15491
01/20/2024	at TCU	W	73-72	7739
01/24/2024	Kansas St.	W	78-67	14267
01/27/2024	Kansas	W	79-75	14267
02/03/2024	at Baylor	L	68-70	7500
02/06/2024	at Texas	W	70-65	10663
02/10/2024	TCU	W	71-59	14267
02/13/2024	at Cincinnati	W	68-59	11819
02/17/2024	Texas Tech	W	82-74	14267
02/19/2024	at Houston	L	65-73	7895
02/24/2024	West Virginia	W	71-64	14267
02/28/2024	Oklahoma	W	58-45	14267
03/02/2024	at UCF	W	60-52	9392

## 2023-24 IOWA STATE SEASON/CAREER STATS

### Summary

Player	Season Statistics										Career Statistics									
	GP-GS	MIN/G	FG%	3FG%	FT%	R/G	A/G	STL	BLK	PTS/G	GP-GS	MIN/G	FG%	3FG%	FT%	R/G	A/G	STL	BLK	PTS/G
BILIEW, Omaha	16-0	7.8	.583	.000	.630	1.4	0.3	6	1	2.8	16-0	7.8	.583	.000	.630	1.4	0.3	6	1	2.8
FISH, Kayden	4-0	4.6	.400	.000	1.000	1.5	0.3	0	1	1.5	4-0	4.6	.400	.000	1.000	1.5	0.3	0	1	1.5
GILBERT, Keshon	29-29	30.5	.451	.337	.715	4.6	4.2	49	2	13.8	92-62	23.9	.442	.348	.735	3.6	3.0	139	9	9.1
HAWLEY, Conrad	7-0	1.3	.000	.000	.000	0.3	0.1	0	0	0.0	16-0	1.6	.000	.000	.250	0.6	0.1	0	0	0.1
JONES, Curtis	29-1	26.5	.395	.333	.809	3.0	2.0	46	1	10.3	88-32	23.7	.398	.350	.773	3.3	2.1	103	10	9.5
JONES, Robert	29-26	22.5	.619	.000	.506	4.4	1.0	34	25	8.2	142-76	18.9	.547	.000	.449	4.0	0.8	103	77	6.6
KELDERMAN, Cade	9-0	2.0	.333	.500	1.000	0.1	0.0	3	0	0.6	9-0	2.0	.333	.500	1.000	0.1	0.0	3	0	0.6
KING, Tre	29-29	22.9	.512	.310	.790	5.0	0.7	32	8	9.4	144-111	22.5	.499	.279	.737	5.0	0.7	159	88	9.6
LIPSEY, Tamin	28-28	30.7	.415	.356	.681	4.6	5.1	77	2	12.3	61-61	30.1	.443	.321	.707	4.3	4.8	150	5	9.6
MOMCILOVIC, Milan	29-29	30.9	.432	.366	.806	3.2	1.3	17	12	11.5	29-29	30.9	.432	.366	.806	3.2	1.3	17	12	11.5
PAVELETZKE, Jackson	28-0	11.7	.435	.406	.750	1.2	1.1	7	0	3.9	61-33	23.2	.481	.396	.826	2.0	2.5	32	0	9.9
WARD, Hason	20-3	16.1	.576	.000	.538	4.1	0.9	24	20	5.6	122-38	15.0	.585	.000	.645	3.7	0.7	85	149	4.9
WATSON, Demarion	28-0	8.9	.667	1.000	.571	1.8	0.1	9	12	2.1	57-0	10.3	.489	.286	.500	2.2	0.2	18	27	1.9

### Scoring

Player	Season Statistics								Career Statistics							
	FG-FGA	FG%	3FG-3FGA	3FG%	FT-FTA	FT%	PTS	PTS/G	FG-FGA	FG%	3FG-3FGA	3FG%	FT-FTA	FT%	PTS	PTS/G
BILIEW, Omaha	14-24	.583	0-2	.000	17-27	.630	45	2.8	14-24	.583	0-2	.000	17-27	.630	45	2.8
FISH, Kayden	2-5	.400	0-0	.000	2-2	1.000	6	1.5	2-5	.400	0-0	.000	2-2	1.000	6	1.5
GILBERT, Keshon	128-284	.451	30-89	.337	113-158	.715	399	13.8	278-629	.442	65-187	.348	214-291	.735	835	9.1
HAWLEY, Conrad	0-1	.000	0-0	.000	0-2	.000	0	0.0	0-5	.000	0-1	.000	1-4	.250	1	0.1
JONES, Curtis	105-266	.395	52-156	.333	38-47	.809	300	10.3	296-743	.398	143-409	.350	102-132	.773	837	9.5
JONES, Robert	99-160	.619	0-0	.000	40-79	.506	238	8.2	398-728	.547	0-0	.000	144-321	.449	940	6.6
KELDERMAN, Cade	1-3	.333	1-2	.500	2-2	1.000	5	0.6	1-3	.333	1-2	.500	2-2	1.000	5	0.6
KING, Tre	106-207	.512	13-42	.310	49-62	.790	274	9.4	543-1089	.499	43-154	.279	258-350	.737	1387	9.6
LIPSEY, Tamin	117-282	.415	31-87	.356	79-116	.681	344	12.3	213-481	.443	36-112	.321	123-174	.707	585	9.6
MOMCILOVIC, Milan	117-271	.432	49-134	.366	50-62	.806	333	11.5	117-271	.432	49-134	.366	50-62	.806	333	11.5
PAVELETZKE, Jackson	37-85	.435	13-32	.406	21-28	.750	108	3.9	204-424	.481	59-149	.396	138-167	.826	605	9.9
WARD, Hason	49-85	.576	0-0	.000	14-26	.538	112	5.6	261-446	.585	0-13	.000	80-124	.645	602	4.9
WATSON, Demarion	24-36	.667	2-2	1.000	8-14	.571	58	2.1	43-88	.489	6-21	.286	14-28	.500	106	1.9

### Totals

Player	Season Statistics									Career Statistics								
	O-REB	D-REB	TOTAL	PF	FO	A	TO	A/TO	O-REB	D-REB	TOTAL	PF	FO	A	TO	A/TO		
BILIEW, Omaha	10	13	23	17	1	5	6	0.8	10	13	23	17	1	5	6	0.8		
FISH, Kayden	3	3	6	4	0	1	1	1.0	3	3	6	4	0	1	1	1.0		
GILBERT, Keshon	28	105	133	67	1	122	83	1.5	85	242	327	194	3	273	212	1.3		
HAWLEY, Conrad	2	0	2	1	0	1	0	0.0	4	5	9	2	0	1	0	0.0		
JONES, Curtis	9	78	87	47	0	59	21	2.8	46	242	288	142	1	187	72	2.6		
JONES, Robert	71	58	129	66	2	30	31	1.0	239	322	561	351	13	119	186	0.6		
KELDERMAN, Cade	0	1	1	0	0	0	0	0.0	0	1	1	0	0	0	0	0.0		
KING, Tre	53	93	146	73	1	19	42	0.5	263	458	721	445	23	96	207	0.5		
LIPSEY, Tamin	36	94	130	60	2	144	64	2.3	83	178	261	135	4	290	145	2.0		
MOMCILOVIC, Milan	13	79	92	51	0	38	26	1.5	13	79	92	51	0	38	26	1.5		
PAVELETZKE, Jackson	2	31	33	20	0	31	17	1.8	15	106	121	56	0	154	96	1.6		
WARD, Hason	35	46	81	52	1	18	13	1.4	154	299	453	247	5	81	113	0.7		
WATSON, Demarion	20	31	51	25	0	3	6	0.5	47	78	125	58	0	13	22	0.6		

# 2023-24 IOWA STATE EXTENDED BOX SCORE

## Game Records

Record	Overall	Home	Away	Neutral
ALL GAMES	23-6	17-0	5-4	1-2
CONFERENCE	12-4	8-0	4-4	0-0
NON-CONFERENCE	11-2	9-0	1-0	1-2

## Team Box Score Extended

No.	Player	GP-GS	MIN	AVG	Total			3-Point			F-Throw			Rebounds			PF	DQ	A	A/G	TO	TO/G	A/TO	BLK	BLK/G	STL	STL/G	PTS	AVG
					FG-FGA	FG%	3FG-3FGA	3FG%	FT-FTA	FT%	OFF	DEF	TOT	AVG	OFF	DEF													
10	GILBERT, Keshon	29-29	885:45	30.5	128-284	.451	30-89	.337	113-158	.715	28	105	133	4.6	67	1	122	4.21	83	2.86	1.47	2	0.07	49	1.69	399	13.8		
3	LIPSEY, Tamin	28-28	859:54	30.7	117-282	.415	31-87	.356	79-116	.681	36	94	130	4.6	60	2	144	5.14	64	2.29	2.25	2	0.07	77	2.75	344	12.3		
22	MOMICLOVIC, Milan	29-29	895:53	30.9	117-271	.432	49-134	.366	50-62	.806	13	79	92	3.2	51	0	38	1.31	26	0.90	1.46	12	0.41	17	0.59	333	11.5		
5	JONES, Curtis	29-1	769:36	26.5	105-266	.395	52-156	.333	38-47	.809	9	78	87	3.0	47	0	59	2.03	21	0.72	2.81	1	0.03	46	1.59	300	10.3		
0	KING, Tre	29-29	664:20	22.9	106-207	.512	13-42	.310	49-62	.790	53	93	146	5.0	73	1	19	0.66	42	1.45	0.45	8	0.28	32	1.10	274	9.4		
12	JONES, Robert	29-26	652:35	22.5	99-160	.619	0-0	.000	40-79	.506	71	58	129	4.4	66	2	30	1.03	31	1.07	0.97	25	0.86	34	1.17	236	8.2		
24	WARD, Hason	20-3	322:25	16.1	49-85	.576	0-0	.000	14-26	.538	35	46	81	4.1	52	1	18	0.90	13	0.65	1.38	20	1.00	24	1.20	112	5.6		
1	PAVELETZKE, Jackson	28-0	328:36	11.7	37-85	.435	13-32	.406	21-28	.750	2	31	33	1.2	20	0	31	1.11	17	0.61	1.82	0	0.00	7	0.25	108	3.9		
33	BILIEW, Omaha	16-0	125:31	7.8	14-24	.583	0-2	.000	17-27	.630	10	13	23	1.4	17	1	5	0.31	6	0.38	0.83	1	0.06	6	0.38	45	2.8		
4	WATSON, Demarion	28-0	249:36	8.9	24-36	.667	2-2	1.000	8-14	.571	20	31	51	1.8	25	0	3	0.11	6	0.21	0.50	12	0.43	9	0.32	58	2.1		
11	FISH, Kayden	4-0	18:13	4.6	2-5	.400	0-0	.000	2-2	1.000	3	3	6	1.5	4	0	1	0.25	1	0.25	1.00	1	0.25	0	0.00	6	1.5		
13	KELDERMAN, Gade	9-0	18:13	2.0	1-3	.333	1-2	.500	2-2	1.000	0	1	1	0.1	0	0	0	0.00	0	0.00	0.00	0	0.00	3	0.33	5	0.6		
23	HAWLEY, Conrad	7-0	09:24	1.3	0-1	.000	0-0	.000	0-2	.000	2	0	2	0.3	1	0	1	0.14	0	0.00	1.00	0	0.00	0	0.00	0	0.0		
<b>Total</b>		<b>29</b>	<b>5800</b>		<b>799-1709</b>	<b>.468</b>	<b>191-546</b>	<b>.350</b>	<b>433-625</b>	<b>.693</b>	<b>329</b>	<b>672</b>	<b>1001</b>	<b>34.5</b>	<b>483</b>	<b>8</b>	<b>471</b>	<b>16.24</b>	<b>322</b>	<b>11.10</b>	<b>1.46</b>	<b>84</b>	<b>2.90</b>	<b>304</b>	<b>10.48</b>	<b>2222</b>	<b>76.6</b>		
<b>Opponents</b>		<b>29</b>	<b>5800</b>		<b>599-1476</b>	<b>.406</b>	<b>218-670</b>	<b>.325</b>	<b>380-530</b>	<b>.717</b>	<b>267</b>	<b>668</b>	<b>935</b>	<b>32.2</b>	<b>543</b>	<b>14</b>	<b>352</b>	<b>12.14</b>	<b>519</b>	<b>17.90</b>	<b>0.68</b>	<b>97</b>	<b>3.34</b>	<b>181</b>	<b>6.24</b>	<b>1796</b>	<b>61.9</b>		

## Score by Periods

Team	1st	2nd	OT	TOT
Iowa St.	1076	1146	0	2222
Opponents	801	995	0	1796



## 2023-24 IOWA STATE COMPARISON STATS

Opponent	1st	2nd	Score	Mar	Total FG	FG Pct	3-Pointers	3FG Pct	Free Throws	FT Pct	Rebounds	Assist	T/Over	Block	Steal	Fouls
GREEN BAY	49/18	36/26	85-44	+41	31-66/13-46	.470/.283	8-18/8-33	.444/.242	15-22/10-14	.682/.714	44/29 +15	16/7	4/16	2/5	10/2	15/18
LINDENWOOD	46/23	56/24	102-47	+55	39-66/13-46	.591/.283	7-20/7-24	.350/.292	17-21/14-20	.810/.700	41/27 +14	25/8	8/22	5/1	19/5	19/19
IDAHO ST.	44/25	42/30	86-55	+31	31-65/18-43	.477/.419	4-13/8-19	.308/.421	20-30/11-22	.667/.500	37/30 +7	15/11	9/24	5/4	17/6	23/23
GRAMBLING	48/14	44/23	92-37	+55	32-51/14-49	.627/.286	7-15/3-12	.467/.250	21-27/6-7	.778/.857	37/18 +19	20/5	14/21	4/2	14/7	8/21
VCU	24/33	44/31	68-64	+4	24-59/20-44	.407/.455	2-13/10-23	.154/.435	18-30/14-18	.600/.778	38/29 +9	11/11	7/16	1/5	7/3	14/22
Virginia Tech	30/40	32/31	62-71	(9)	21-50/20-49	.420/.408	5-21/11-28	.238/.393	15-26/20-23	.577/.870	30/35 (5)	12/16	13/15	1/1	9/7	19/18
Texas A&M	35/25	34/48	69-73	(4)	21-61/26-64	.344/.406	9-34/6-24	.265/.250	18-27/15-25	.667/.600	44/42 +2	14/10	16/13	2/3	9/11	20/21
DePaul	41/37	58/43	99-80	+19	39-69/25-56	.565/.446	7-17/9-19	.412/.474	14-21/21-24	.667/.875	34/31 +3	29/14	9/17	2/3	9/8	16/16
IOWA	47/29	43/36	90-65	+25	32-60/22-57	.533/.386	8-17/8-26	.471/.308	18-26/13-16	.692/.813	36/33 +3	19/14	12/19	6/3	12/9	13/21
PRAIRIE VIEW	52/35	55/21	107-56	+51	31-51/19-57	.608/.333	9-15/7-19	.600/.368	36-48/11-13	.750/.846	43/22 +21	19/11	25/29	5/3	16/14	17/30
FLORIDA A&M	44/24	52/34	96-58	+38	35-59/20-51	.593/.392	10-20/10-27	.500/.370	16-24/8-14	.667/.571	30/36 (6)	24/14	5/23	3/2	15/0	12/20
EASTERN ILL.	39/26	41/22	80-48	+32	27-56/20-51	.482/.392	10-23/4-21	.435/.190	16-18/4-6	.889/.667	32/32 -	20/11	8/17	3/1	6/2	12/19
NEW HAMPSHIRE	43/35	42/35	85-70	+15	34-74/25-59	.459/.424	9-25/11-34	.360/.324	8-14/9-15	.571/.600	44/36 +8	24/14	11/18	4/1	13/5	11/11
Oklahoma	26/32	37/39	63-71	(8)	26-61/24-51	.426/.471	3-16/10-25	.188/.400	8-11/13-16	.727/.813	31/29 +2	9/17	8/11	0/3	6/3	17/17
HOUSTON	31/21	26/32	57-53	+4	18-47/19-50	.383/.380	3-15/7-26	.200/.269	18-22/8-12	.818/.667	28/34 (6)	14/8	12/16	0/5	8/7	12/19
OKLAHOMA ST.	37/26	29/16	66-42	+24	27-58/15-47	.466/.319	3-15/7-24	.200/.292	9-11/5-14	.818/.357	35/32 +3	16/10	9/20	3/3	13/6	18/16
BYU	35/39	37/48	72-87	(15)	26-59/27-57	.441/.474	4-14/13-35	.286/.371	16-25/20-24	.640/.833	34/36 (2)	13/21	13/11	3/3	4/7	17/19
TCU	44/26	29/46	73-72	+1	29-62/23-46	.468/.500	7-21/6-18	.333/.333	8-13/20-26	.615/.769	24/40 (16)	18/13	13/27	4/5	18/5	18/15
KANSAS ST.	41/29	37/38	78-67	+11	22-51/22-49	.431/.449	7-21/8-24	.333/.333	27-39/15-23	.692/.652	38/25 +13	13/13	15/17	1/5	10/8	20/26
KANSAS	30/26	49/49	79-75	+4	28-61/27-60	.459/.450	14-30/7-20	.467/.350	9-18/14-19	.500/.737	34/40 (6)	18/18	11/12	5/1	8/5	17/17
Baylor	28/40	40/30	68-70	(2)	22-56/21-46	.393/.457	5-14/12-23	.357/.522	19-32/16-23	.594/.696	31/36 (5)	10/14	11/20	5/4	10/8	22/23
Texas	36/19	34/46	70-65	+5	27-66/22-54	.409/.407	6-17/3-14	.353/.214	10-13/18-20	.769/.900	36/35 +1	11/14	8/14	4/8	10/4	19/11
TCU	30/22	41/37	71-59	+12	24-48/23-52	.500/.442	8-19/5-17	.421/.294	15-18/8-16	.833/.500	25/30 (5)	20/15	10/12	6/3	5/7	16/17
Cincinnati	34/26	34/33	68-59	+9	28-59/19-50	.475/.380	5-18/9-23	.278/.391	7-8/12-17	.875/.706	24/38 (14)	12/11	11/25	1/5	12/6	15/14
TEXAS TECH	38/24	44/50	82-74	+8	33-70/24-53	.471/.453	6-19/8-28	.316/.286	10-15/18-22	.667/.818	35/34 +1	13/13	6/16	1/2	8/4	20/15
Houston	23/28	42/45	65-73	(8)	23-55/21-50	.418/.420	9-17/7-24	.529/.292	10-15/24-32	.667/.750	39/30 +9	16/11	16/9	2/3	5/13	21/18
WEST VIRGINIA	40/30	31/34	71-64	+7	27-60/22-46	.450/.478	7-22/10-24	.318/.417	10-15/10-12	.667/.833	31/30 +1	12/14	13/23	3/7	14/7	15/16
OKLAHOMA	25/20	33/25	58-45	+13	21-63/15-46	.333/.326	4-16/3-17	.250/.176	12-17/12-19	.706/.632	40/35 +5	12/10	8/14	2/6	8/2	19/18
UCF	36/29	24/23	60-52	+8	21-46/20-47	.457/.426	5-21/1-19	.238/.053	13-19/11-18	.684/.611	26/31 (5)	16/5	17/22	1/0	9/10	18/23

Note: Game totals are displayed in the format TEAM/OPPONENT for each category

# RADIO/TV CHART

## COACHING STAFF/SUPPORT STAFF



**T.J. OTZELBERGER**  
Head Coach  
3rd Year  
OTTS-ull-burger




**JR BLOUNT**  
Assistant Coach  
3rd year  
J-R rhymes with count



**KYLE GREEN**  
Assistant Coach  
3rd year




**NATE SCHMIDT**  
Assistant Coach  
3rd year



**MICAH BYARS**  
Dir. of Operations  
13th year



**PETE LINK**  
Strength Coach  
3rd year



**ERIK CRAWFORD**  
Director of Player  
Development  
5th Year



**STEVIE TAYLOR**  
Assistant Director of  
Player Development  
2nd year



**THOMAS POLLARD**  
Data Analytics  
Specialist  
2nd year



**LAVONTE DAVIS**  
Graduate Assistant  
1st year



**BRIAN PEARSON**  
Graduate Assistant  
1st year



**VIC MILLER**  
Athletic Trainer  
22nd year

## STUDENT-ATHLETES



**Tre King**  
F • 6-7 • 230 • Sr.  
Lexington, Ky.



**Jackson Paveletzke**  
(PAV-uh-LET-ski)  
(Pav rhymes with have)  
G • 6-2 • 185 • So.  
Kimberly, Wis.



**Jelani Hamilton**  
G • 6-5 • 195 • Fr.  
Marietta, Ga.



**Tamin Lipsey**  
(Tay-men)  
G • 6-1 • 200 • So.  
Ames, Iowa



**Demarion Watson**  
(Duh-mar-eon)  
G • 6-7 • 220 • So.  
Maple Grove, Minn.




**Curtis Jones**  
G • 6-4 • 190 • Sr.  
Minneapolis, Minn.



**Keshon Gilbert**  
(KEY-shonn)  
G • 6-4 • 200 • Jr.  
St. Louis, Mo.



**Kayden Fish**  
G • 6-6 • 250 • Fr.  
Kansas City, Mo.



**Robert Jones**  
F • 6-10 • 255 • Sr.  
Prior Lake, Minn.



**Cade Kelderman**  
(KELL-dur-men)  
G • 6-1 • 180 • Fr.  
Waukee, Iowa



**Milan Momcilovic**  
(MEE-lunn  
mom-CHILL-uh-VEECH)  
F • 6-8 • 220 • Fr.  
Pewaukee, Wis.



**Conrad Hawley**  
F • 6-5 • 220 • Jr.  
Raymore, Mo.



**Hason Ward**  
(Huh-san)  
F • 6-9 • 230 • Sr.  
St. Thomas, Barbados



**JT Rock**  
C • 7-1 • 255 • Fr.  
Sioux Falls, S.D.



**Omaha Biliew**  
(OH-muh-HAW b'LOO)  
F • 6-8 • 225 • Fr.  
Waukee, Iowa

## SOCIAL MEDIA DIRECTORY

PLAYER  
BILIEW  
FISH  
GILBERT  
HAMILTON  
HAWLEY  
C. JONES  
R. JONES  
KELDERMAN  
KING  
LIPSEY  
MOMCILOVIC  
PAVELETZKE  
ROCK  
WARD  
WATSON

TWITTER/X  
@BiliewOmaha  
@KaydenFish1  
@kg2times  
@JelaniHamilton\_  
@conradxhawley  
@Curtis\_Jones3  
@robbyj1415  
@cade\_for3  
@atgTrekking  
@TaminLipsey  
@MilanMomcilovi5  
@jacksonpavvv  
@JTRock12  
@HasonWard  
@WatsonDemarion

INSTAGRAM  
@OmahaBiliew  
@KaydenFishh  
@keshonn\_  
@Jelani\_Hamilton  
@conradxhawley  
@jiggy.curt  
@rbtjns12  
@cadekelderman  
@atg.trekking  
@tamin\_lipsey  
@milan\_momcilovic  
@jackson.pavvv  
@jt\_rock12  
@hasonward  
@demarion124