



# BYU COUGAR BASKETBALL



Game 32 || BYU vs. Kansas || Fri. Mar. 8, 2024 || 5:30 p.m. CT || T-Mobile Center || Kansas City, MO || Big 12 Now on ESPN+ || BYU Radio

## 2023-24 SCHEDULE

Overall: **16-15**  
Non-conference: 10-3 | Big 12: 6-12  
Home: 10-5 | Away: 3-10 | Neutral: 3-0  
Last 5: 1-4 | Last 10: 4-6 | Streak: L1

### NOVEMBER

Tue. 7	at Montana St.	W, 68-60	ESPN+
Fri. 10	Weber State	W, 77-49	ESPN+
Tue. 14	Utah Valley	W, 59-44	ESPN+
Sat. 18	vs. Wake Forest!	W, 67-44	BYUTV
Tue. 21	vs. Saint Louis!	W, 87-66	BYUTV
Sat. 25	LMU	W, 74-58	ESPN+
Tue. 28	at Wyoming	L, 74-86	MW Net.

### DECEMBER

Sat. 2	at Utah	L, 68-87	Pac-12 Net.
Tue. 5	Utah State	W, 72-66	ESPN+
Sat. 9	Boise State	W, 65-50	ESPN+
Sat. 16	Idaho State	W, 79-76 OT	ESPN+
Wed. 20	at Missouri State	L, 56-55	ESPN+
Thu. 21	vs. Nevada^	W, 72-59	BYU Radio
Sat. 30	at TCU*	L, 67-81	ESPN+

### JANUARY

Wed. 3	Oklahoma*	L, 75-63	ESPN+
Sat. 6	Iowa State*	L, 75-80	ESPN+
Wed. 10	at Houston*	L, 69-79	ESPN+
Sat. 13	Cincinnati*	W, 68-58	ESPN+
Wed. 17	at Oklahoma State*	L, 50-82	ESPN+
Sat. 20	Texas Tech*	W, 60-48	ESPN+
Sat. 27	at No. 4 Kansas State*	L, 65-67	ESPN+
Wed. 31	at Kansas*	L, 53-67	ESPN+

### FEBRUARY

Sat. 3	No. 23 West Virginia*	L, 69-76	ESPN+
Wed. 7	No. 18 Baylor*	W, 78-66	ESPN+
Sat. 10	at Cincinnati*	W, 69-57	ESPN+
Tue. 13	at UCF*	W, 64-60	ESPN+
Sat. 17	Kansas*	L, 62-70	ESPN+
Wed. 21	TCU*	L, 58-68	ESPN+
Sat. 24	at Iowa State*	L, 49-74	ESPN+
Wed. 28	Houston*	W, 64-54	ESPN+

### MARCH

Sat. 2	at No. 3 Texas	L, 46-71	ESPN+
Fri. 8	Big 12 2nd Round	5:30 p.m. CT	ESPN+
Sat. 9	Big 12 Quarters	TBD	ESPN+
Mon. 10	Big 12 Semis	TBD	ESPN+
Tue. 11	Big 12 Champ.	TBD	ESPN+

\* - Denotes Big 12 Game

! - North Shore Showcase at BYU Hawaii

^ - Played at Missouri State

All Times Local to Site and Subject to Change

Rankings Reflect the AP Top 25 ranking at the time of the game.

## WHERE TO WATCH, LISTEN OR STREAM



Big 12 Now on ESPN+  
Brenda VanLengen - Pxp  
Sheryl Swoopes - Color



@byuwbb



/byucougathletics

@byuwbb



byuradio.com  
Jason Shepherd - Pxp



@BYUWBB



byucougars.com

## THE OPENING TIP

### TIPOFF

BYU looks to avenge two regular season losses as they face the 7th-seeded Kansas Jayhawks in the second round of the Big 12 Women's Basketball Championship.

### THE FINAL RIDE FOR A BYU ALL-TIME GREAT

Lauren Gustin's career accolades are well documented as she has become the program's all-time leading rebounder and holds the fourth-highest mark for career rebounds in the NCAA with 1,666 rebounds and counting. The senior earned her fourth all-conference honor this week as Gustin was named to the **All-Big 12 First Team**.

This season, Gustin leads the nation in total rebounds (476), rebounding average (15.4), defensive rebounds per game (10.3), double-doubles (29) and is 2nd in offensive rebounds per contest (5.1). Gustin also leads the Cougars in scoring at 17.3 points per game on 51.7 percent shooting from the field and minutes played at 36.8.

On Jan. 20, Lauren Gustin became the all-time leading rebounder in BYU women's basketball history with 1,554 rebounds. The previous record of 1,482 was set by 1980 National Player of the Year Tina Gunn Robison and stood for 44 years. With 1,666 rebounds and counting, Gustin has become the fourth all-time leading rebounder in the history of NCAA women's basketball and is 47 rebounds away from taking over third place with 1,713 boards.

### THE STARTING GUARD LINE IS CRUCIAL

BYU's starting guard line is the silver bullet for the team's success. As the guard line goes, the Cougars go. In BYU's 16 wins this season, the starting guard line of Amari Whiting, Kailey Woolston and Kaylee Smiler combine for 34.4 points, 12.8 rebounds, 10.4 assists, 4.1 steals and 1.7 blocks.

In the 12 losses, the Cougar guard line's stat line decreases in every category as the three combine for just 27.3 points (-7.1), 8.4 rebounds (-4.4), 9.5 assists (-0.9), 3.1 steals (-0.2), 1.4 blocks (-0.4).

### MAGIC NUMBER...66 POINTS OR LESS

Coach Whiting prides her team on their ability to defend. Her defense has held opponents to 65.4 points per game this season and 16 of its 31 opponents to 66 or fewer points. When holding teams under the 66-point threshold, BYU is 15-1. When surrendering over 66 points, the Cougars are 1-13 on the year.

### THE MORE YOU SCORE, THE MORE YOU WIN

In 2022-23, BYU only scored more than 65 points in 15 of 33 games and garnered a 12-3 record when doing so. The Cougars have exceeded the 65-point threshold in 19 of 31 games this season and hold a 12-7 record when scoring 65 or more.

## COUGARS VS. KANSAS



AT



<b>16-15 (6-12 Big 12)</b>	<b>'23-24 Record</b>	<b>18-11 (11-7 Big 12)</b>
<b>NR/NR</b>	<b>AP/Coaches Poll</b>	<b>RV/RV</b>
<b>79</b>	<b>NET Ranking</b>	<b>40</b>
<b>Amber Whiting - 2nd</b>	<b>Head Coach</b>	<b>Brandon Schneider - 19th</b>
<b>32-32 (.500)</b>	<b>Record</b>	<b>526-285 (.649)</b>
<b>Gustin (17.3)</b>	<b>Top Scorer</b>	<b>Nichols (15.1)</b>
<b>Gustin (15.4)</b>	<b>Top Rebounder</b>	<b>Jackson (10.1)</b>
<b>Whiting (3.8)</b>	<b>Top Assists</b>	<b>Nichols (2.7)</b>

## SERIES HISTORY

Overall (Streak):	.....	0-2 (L2)
In Provo	.....	0-1
In Lawrence	.....	0-1
Neutral Site	.....	0-0
Whiting vs. Kansas	.....	0-2
Last Meeting	..... Feb. 17, 2024	L, 64-70 (Home)
Last BYU Win	.....	
Last BYU Loss	..... Feb. 17, 2024	L, 64-70 (Home)

## TALE OF THE TAPE

60 COUGS	Category	ROCK CHALK
66.7	Scoring Offense	68.1
65.4	Scoring Defense	63.7
+1.3	Scoring Margin	+4.4
.438	Field Goal Percentage	.440
.386	Field Goal Percentage Def.	.393
.363	3PT Field Goal Percentage	.322
.334	3PT Field Goal Percentage Def.	.319
7.0	3-Pointers Per Game	5.4
.633	Free Throw Percentage	.707
39.6	Rebounds	34.6
+5.9	Rebounding Margin	-1.9
15.7	Assists	10.7
16.9	Turnovers	13.0
-4.4	Turnover Margin	+1.4
5.6	Steals	7.2
3.7	Blocks	4.3

## A LOOK INTO THE LINEUP



#	Name	Pos.	Ht.	Year	Hometown	PPG	RPG	APG	FG%	3FG%	FT%
1	Amari Whiting	G	5-10	Fr.	Boise, Idaho	10.4	4.9	3.8	.385	.316	.609
10	Kailey Woolston	G	5-11	Fr.	Highland, Utah	13.4	3.5	2.4	.464	.456	.836
11	Kaylee Smiler	G	5-10	Sr.	Hamilton, New Zealand	7.1	2.3	3.8	.435	.470	.734
12	Lauren Gustin	F	6-1	Sr.	Boise, Idaho	17.3	15.4	1.9	.517	.100	.455
24	Rose Bubakar	F	6-0	Jr.	Frederick, Maryland	3.0	2.0	1.1	.344	.189	.676

## OFF THE BENCH

	Pos.	Ht.	Yr.	Hometown	PPG	RPG	APG	FG%	3FG%	FT%	
2	Kylie Krebs	G	5-7	Jr.	Peoria, Arizona	0.0	0.0	0.0	.000	.000	.000
4	Ali'a Mataavao	F	6-0	Fr.	Las Vegas, Nevada	0.9	0.7	0.2	.241	.000	.375
5	Arielle Mackey-Williams	G	5-9	Jr.	Ngati Porou, New Zealand	-	-	-	-	-	-
15	McKinley Willardson	F	6-1	Fr.	Corona, California	0.6	0.2	0.2	1.000	.000	.500
20	Marina Mata	F	6-1	Fr.	Barbastro, Spain	0.2	0.2	0.0	.000	.000	1.000
21	Heather Hamson	F	6-3	Jr.	Lindon, Utah	1.0	0.5	0.1	.625	.000	.600
25	Emma Calvert	F	6-4	Jr.	Farr West, Utah	7.5	4.0	1.1	.445	.256	.635
30	Lauren Davenport	G	5-11	Jr.	Idaho Falls, Idaho	5.8	2.6	1.1	.333	.356	.667



byucougars.com

#	Name	Position	Height	Year	Experience*	Hometown (Previous/HS)
1	Amari Whiting	G	5-10	Fr.	HS	Burley, Idaho (Burley HS)
2	Kylie Krebs	G	5-6	So.	2nd	Oahu, Hawaii (Glendale CC)
4	Ali'a Matavao	F	6-0	Fr.	HS	Las Vegas, Nevada (Liberty HS)
5	Arielle Mackey-Williams	G	5-9	Jr.	3rd	Ngati Porou, New Zealand (Tai Wananga Ki Ruakura)
10	Kailey Woolston	G	5-11	Fr.	HS	Highland, Utah (Lone Peak HS)
11	Kaylee Smiler	G	5-8	Sr.	5th	Hamilton, New Zealand (Mellville HS)
12	Lauren Gustin	F	6-1	Sr.	4th	Salem, Utah (Salt Lake CC)
15	McKinley Willardson	F	5-11	Fr.	HS	Corona, CA (Santiago HS)
20	Marina Mata	F	6-2	Fr.	HS	Barbastro, Spain (Barbastro Basketball Club)
21	Heather Hamson	F	6-3	Jr.	4rd	Lindon, Utah (Pleasant Grove HS)
24	Rose Bubakar	F	6-0	Jr.	3rd	Frederick, Maryland (Frederick HS)
25	Emma Calvert	F	6-4	Jr.	3rd	Farr West, Utah (Fremont HS)
30	Lauren Davenport	G	5-11	Jr.	3rd	Idaho Falls, Idaho (Boston)

Head Coach: Amber Whiting (BYU, 2001)  
 Assistant Coach: Lee Cumnard (BYU, 2009)  
 Assistant Coach: Morgan Bailey (BYU, 2015)  
 Assistant Coach: John Wardenburg (BYU, 1986)  
 Director of Player Development: Josh Edwards (Saint Catherine's College, 2011)  
 Director of Video and Strategy: Alli Winters (M.A. Gonzaga, 2021)  
 Director of Basketball Operations: Natalie Lainhart  
 Graduate Assistant: Hailey Higgs (BYU, 2023)  
 Athletic Trainer: Jeff Hurst (Bond, 1995)  
 Strength and Conditioning Coach: Steven Arnold (Bond, 2018)  
 Director of Communications: Austin Rustand (BYU, 2023)  
 \* Years played at the college level

**ROSTER BY CLASSIFICATION**

**SENIORS (2)**

Lauren Gustin..... F  
 Kaylee Smiler ..... G

**JUNIORS (6)**

Rose Bubakar ..... F  
 Emma Calvert ..... F  
 Lauren Davenport..... G  
 Heather Hamson..... F  
 Arielle Mackey-Williams ..... G

**SOPHOMORES (1)**

Kylie Krebs..... G

**FRESHMAN (5)**

Marina Mata ..... F  
 A'lia Matavao..... F  
 Amari Whiting..... G  
 McKinley Willardson..... F  
 Kailey Woolston..... G

**ROSTER BY POSITION**

**Guards (7)**

Lauren Davenport..... G  
 Kylie Krebs..... G  
 Arielle Mackey-Williams ..... G  
 Kaylee Smiler ..... G  
 Amari Whiting..... G  
 Kailey Woolston..... G

**Forwards (6)**

Rose Bubakar ..... F  
 Emma Calvert ..... F  
 Heather Hamson..... F  
 Marina Mata ..... F  
 A'lia Matavao..... F  
 McKinley Willardson..... F

**PRONUNCIATION GUIDE**

Rose Bubakar ..... Rose boob-uh-car  
 Marina Mata ..... Marina Mott-uh  
 Ali'a Matavao..... uh-LEE-uh mah-tuh-VOW  
 Arielle Mackey-Williams ..... AR-ee-EL Mack-ee - Williams  
 Amari Whiting..... Ah-MAR-ee WHITE-ing  
 Amber Whiting ..... Amber WHITE-ing  
 Lee Cumnard..... Lee kuh-MARD

**ROSTER BY STATE/COUNTRY**

**Arizona (1)**

Kylie Krebs..... Peoria

**California (1)**

McKinley Willardson..... Corona

**Idaho (2)**

Lauren Davenport..... Idaho Falls  
 Amari Whiting..... Burley

**Maryland (1)**

Rose Bubakar ..... Frederick

**Nevada (1)**

A'lia Matavao..... Las Vegas

**New Zealand (2)**

Arielle Mackey-Williams..... Ngati Porou  
 Kaylee Smiler ..... Hamilton

**Spain (1)**

Marina Mata..... Barbastro

**Utah (5)**

Emma Calvert ..... Farr West  
 Heather Hamson..... Lindon  
 Kailey Woolston..... Highland  
 Lauren Gustin..... Boise



**BYU'S RECORD WHEN...**

	2023-24	Whiting Era
Overall Record	16-15	32-32
Leading at Half	13-2	27-11
Trailing at Half	3-12	4-18
Tied at Half	0-1	0-2
Leading with 5:00 left (regulation)	15-0	31-0
Trailing or Tied with 5:00 left	1-15	1-31
In Overtime Games	1-0	1-1
BYU scores less than 60 points	1-7	1-16
BYU scores between 60-69	8-7	17-16
BYU scores between 70-79	6-2	13-2
BYU scores between 80-89	1-0	1-0
BYU scores between 90-99	0-0	0-0
BYU scores 100+ points	0-0	0-0
Opponent scores less than 60	10-1	24-5
Opponent scores between 60-69	4-4	5-11
Opponent scores between 70-79	1-6	2-11
Opponent scores between 80-89	0-5	0-6
Opponent scores between 90-99	0-0	0-0
Opponent scores 100+	0-0	0-0
Games decided by 3 points or less	1-2	1-4
Games decided by 4-9 points	3-3	6-9
Games decided by 10-19 points	9-7	18-14
Games decided by 20 or more points	3-3	7-5
BYU shot 40% or better	15-7	31-14
BYU shot 50% or better	5-5	12-3
Opponent shot 40% or better	1-12	4-23
Opponent shot 50% or better	0-4	0-6
BYU outshoots opponent	16-5	31-12
Opponent outshoots BYU	0-10	1-20
Teams shot equal FG percentage	0-0	0-0
BYU outrebounds opponent	13-9	28-18
Opponent outrebounds BYU	2-6	3-11
BYU, opponent tie in rebounds	1-0	1-1
BYU has a positive TO margin	2-4	6-4
BYU has a negative TO margin	14-11	25-27
BYU, opponent tie in TOs	0-0	1-0
One player in double figures	0-1	0-2
Two players in double figures	2-3	4-12
Three players in double figures	6-7	19-10
Four players in double figures	4-4	6-8
Five players in double figures	2-0	3-0
Six players in double figures	0-0	0-0
Coming off a win	9-7	17-14
Coming off a loss	6-8	13-17
Two-plus days between games	15-15	25-24
One day between games	0-0	5-6
Playing the next day	1-0	2-1
On Monday	0-0	0-3
On Tuesday	5-1	6-3
On Wednesday	2-6	4-6
On Thursday	1-0	7-1
On Friday	1-0	3-1
On Saturday	7-8	12-18
In November	6-1	8-6
In December	4-3	9-6
In January	2-6	7-8
In February	4-5	6-10
In March	0-0	2-2
Vs. Ranked Opponents	1-5	1-10
<b>MISCELLANEOUS STATS</b>		
BYU's all-time record	934-555 (.627)	
BYU's all-time conference record	490-248 (.664)	
BYU's all-time overtime record	24-20	
Number of 100-point games in BYU history	56	
Number of 100-point games in Whiting era	0	
Average attendance at Marriott Center	2,103	

@byuwbb

**BYU: NOTES AND QUOTES**

**FLOOR GENERAL**

The Big 12 Freshman of the Week (Feb. 12), Amari Whiting, is averaging 10.4 points per game on 38.5 percent shooting, going 31.6 percent from downtown while grabbing 4.9 rebounds and dishing 3.8 assists per game.

In BYU's upset of No. 18 Baylor, Whiting flirted with the first triple-double in BYU women's basketball history with 14 points, nine assists and eight rebounds.

**DEFYING THE FIRST QUARTER 8-BALL**

In conference play, the Cougars have trailed after the first quarter in 11 of 18 games by an average of 2.8 points. BYU is 1-10 when trailing after the opening period in Big 12 games.

In the one win when trailing after the first quarter, BYU trailed UCF by three after the first and by seven at the half before outscoring the Knights 23-6 in the third quarter to take a 10-point lead into the fourth. The Cougars earned their first Big 12 win after trailing going into the second quarter as they knocked off UCF 64-60.

**SHARING THE ROCK**

The Cougars have assisted on 485 of 754 (.643) made field goals this season, 274 of 423 (.648) during conference play. BYU has had at least three or more players score in double figures in 23 of 31 contests.

In the upset of No. 18 Baylor, BYU became the first team to record 20 or more assists against the Bears since UConn dished out 23 assists in the second round of the 2023 NCAA tournament.

In Big 12 play, Amari Whiting and Kaylee Smiler are

each averaging 4.00 and 3.89 assists per game, respectively.

**TURNOVER TROUBLE**

Ball security is key to the Cougars' success, however, BYU averages 17 turnovers per game this season. The Cougs have turned the ball over more than their opponent in all but six games this season and hold a 25-27 record when posting a negative turnover margin under Whiting.

In Big 12 play, the Cougars turnover the rock 15.7 times per game and have given up 17.6 points off turnovers per contest.

**THREE-POINT MARKSMAN**

Kailey Woolston burst onto the scene earning Big 12 Freshman of the Week honors twice (Nov. 20 & 27) in the early weeks of the season. She also was named an [All-Big 12 Honorable Mention](#) this week.

Woolston leads the conference and is 3rd nationally in 3-point percentage at 45.6 percent, 2nd in the conference and 18th nationally in 3-point field goals made (78) and 2nd in the conference, 32nd nationally in three-pointers per game (2.52).

**FAITH OVER FEAR**

Coach Whiting spoke on the mantra of Faith over Fear saying, "That's me. I wear it every day, faith over fear, it's how I live my life. I feel like if you're prepared, and not just in basketball, but specifically in basketball when you go into a game you can't go into it fearful. You have to go into it fearless. The only way to get there is to make sure you've prepared and done everything up to that point."

**MATCH-UP BREAKDOWN**



**First Meeting:** Feb. 17, 2024  
**Location:** Provo, UT

**ONLY 2 MEETINGS**

Date	Score	Result	Location
1/31/24	53-67	Loss	Lawrence, KS
2/17/24	64-70	Loss	Provo, UT

BYU trails the all-time series 0-2  
BYU and Kansas have never met on a neutral floor

**KANSAS: NOTES AND QUOTES**

**BALANCED OFFENSIVE ATTACK FOR KU**

The Jayhawks had five players average 11 or more points against BYU in the two regular season meetings, but the other four players that saw the floor combined for just 7.0 points.

Holly Kersgieter, the all-time leader in three-point field goal makes at Kansas, didn't play in the first meeting at Allen Fieldhouse, but scored 16 points against the Cougars in Provo to go along with seven rebounds and an assist.

Wyvette Mayberry averaged 15.0 points in the two games against BYU, scoring 19 points in the second meeting in Provo. Mayberry also recorded a team-high 2.5 assists and 3.0 steals per game against the Cougars.

Zakiyah Franklin finished with 14.0 per game including a Jayhawk-high 24 points in the win over BYU in Provo.

Taiyanna Jackson averaged 13.5 points in two games, but 25 of her 27 came in the first meeting at the Phog as the Cougars held Jackson to just two points on 1-for-2 shooting.

S'Mya Nichols is the final double-digit scorer for Kansas at 11.0 points per game.

**ALL-BIG 12 AWARDS GALORE**

Four Kansas players were honored when the conference released the 2023-24 All-Big 12 Awards on Tuesday. Taiyanna Jackson and S'Mya Nichols were named to the All-Big 12 First Team while Jackson was also named to the Big 12 All-Defensive Team for the third-consecutive season. Nichols was a unanimous selection to the Big 12 All-Freshman Team.

Zakiyah Franklin and Holly Kersgieter were each named All-Big 12 Honorable Mention. Franklin picked up the fourth All-Big 12 honor of her career after earning All-Big 12 First Team in 2023, Honorable Mention in 2022 and the All-Freshman Team in 2020.

Kersgieter is an All-Big 12 selection for the fourth-straight season after previously earning Honorable Mention in 2021 and 2023, and an All-Big 12 First Team selection in 2022.



byucougars.com

# ●●● BYU WOMEN'S HOOPS

## #1 Amari Whiting

Whiting comes to BYU as the 33rd-ranked recruit in the ESPN top 100 for the class of 2023. She was named the

Due to an ACL injury suffered in September 2022, Whiting missed her senior season and chose to graduate early to enroll at BYU in January 2023.

Amari is the daughter of head coach Amber Whiting making them the second parent-player combo to play at BYU, the first being former head coach Jeff Judkins and daughters Jamie (2006-10) and Jenna (2004-06).

Whiting originally committed to play at Oregon, but after coach Amber Whiting was hired at BYU she reopened her recruitment and committed to play for Amber at BYU. Because of the family dynamic, Amari never calls Coach Whiting mom while at practice or games. Instead, she always refers to her as Amber, Coach Whiting or Coach.

## #2 Kylie Krebs

Krebs is a JUCO transfer who comes to BYU by way of Scottsdale Community College.

She comes off a season in which she averaged 5.2 points on 40.4 percent shooting, 3.6 rebounds and 0.8 assists.

## #4 Ali'a Matavao

Matavao earned back-to-back Nevada Gatorade Player of the Year honors in 2022 and 2023. She was also named the 5A Player of the Year as well as selected to the Nevada 5A First Team All-Conference in 2022 and 2023.

The true freshman was named the Liberty High School Athlete of the Year in 2023 after competing in four sports; basketball, track and field, soccer and volleyball. She won state titles in the shot put and long jump, set the school record in the long jump, 4x100 and 4x200 relays and captained the basketball and volleyball teams all during the 2022-23 campaign.

## #5 Arielle Mackey-Williams

Mackey-Williams was the third-leading scorer for BYU last season at 8.8 points on a 41.0 percent clip. She also averaged 1.9 rebounds and 2.2 assists per game during her sophomore campaign.

The rising junior also competed for the New Zealand Tall Ferns in the FIBA 3X3 Women's Series over the summer. She played in the Edmonton and Montreal stops and gained great experience leading up to the Cougars' first season as members of the Big 12 Conference.

## #10 Kailey Woolston

Woolston was named the 2023 Utah Ms. Basketball after averaging 20.8 points, 7.9 rebounds, 2.1 assists, 1.8 steals and 0.4 blocks per game during her senior season.

The freshman set the all-time scoring mark at Lone Peak with 1,653 career points and holds three of the four highest scoring seasons in program history with 435 points during the 2020-21 season (sophomore), 452 in 2021-22 (junior) and 538 in 2022-23 (senior). She also secured the top 2 spots in total three-point field goals made in a season with 64 in 2021-22 and 78 in 2022-23 as well as the top spot for rebounds in a season with 209 during her senior campaign.

As a senior at Lone Peak High School, Woolston sustained an injury in her shooting wrist due to a rigorous practice routine of shooting over 1,000 shots per day. Following the injury, she dialed back her quantity of shots, but still lives in the gym. During that season, she shot 52.2 percent from

the field and 47.5 percent from three-point land en route to Gatorade Player of the Year honors.

## #11 Kaylee Smiler

Smiler is a fifth-year senior and an unsung hero of this BYU squad. The graduate senior may not be as flashy or garner as many awards as some, but she is as reliable and tough as they come.

The New Zealand native often accepts the task of guarding the opposition's best player, and does so with tenacity and grit. She averaged nearly a steal and block per game a year ago while drawing multiple offensive fouls in crucial moments down the stretch in games.

Smiler cherishes her Maori heritage and participates in multiple clubs and groups on campus that strive to preserve and celebrate New Zealand's rich culture. More can be learned about her involvement in her episode of [Deep Blue](#).

In the Cougars' overtime win over Idaho State (Dec. 16), Smiler took an elbow to the side of her head late in the second quarter which created a two-inch laceration and lots of blood.

She was taken to the locker room where she received eight staples in the side of her head, was cleared by the team doctor to return to the game. She changed into a clean jersey and returned in the third quarter. Having only scored two points, both coming from the charity stripe, before the injury, Smiler returned to go 7-11 from the field making two threes, two rebounds, two assists and two steals in the win.

Smiler's family, with help from the BYU women's basketball coaching staff, surprised Kaylee on her senior night by traveling from Australia and New Zealand to perform a ceremonial haka to honor her on senior night. Check out the cinematic recap of the surprise [here](#).

## #12 Lauren Gustin

The Preseason All-Big 12 selection began her career at the University of Idaho but transferred to Salt Lake Community College before ever playing a game for the Vandals. Shortly before beginning her freshman season at SLCC, Gustin received a scholarship offer to attend BYU but decided to finish her season before transferring. After a successful stint at SLCC, she came to BYU and has started all 86 games she has appeared in. For more on her journey to BYU, check out her episode of [Deep Blue](#).

During the 2022-23 campaign, Lauren Gustin led all NCAA divisions, men's or women's, by grabbing 16.7 rebounds per contest. She finished second in total rebounds at 552 behind only LSU's Angel Reese who played in three more games. Her 552 rebounds bested the all-time BYU record of 462 set by BYU Hall of Famer and 1980 National Player of the Year Tina Gunn.

Gustin joined Gunn as the second player in Cougar history to record 1,000 points and 1,000 rebounds in a career. Gustin also recorded 27 double-doubles during her junior campaign, the second most in the country and matching Gunn's record of 27 double-doubles during the 1979-80 season in which she was named the National Player of the Year.

After graduating with her bachelor's degree this April, Gustin briefly entered the transfer portal this summer to explore her options as a graduate transfer before choosing to return to BYU for her final year of eligibility. She talked about her experience in the portal saying,

# GAME STATS AND STORY LINES

"I'm more than happy with my decision. I think the whole experience was good for me and I don't regret going into the portal and seeing my options. Coming back to BYU has been such a great decision. My coaches and teammates have all been so great about everything and I couldn't be happier with my decision."

## #15 McKinley Willardson

Willardson was a four-year starter and team captain at Santiago High School where she led her team to the 2023 California Division I State Championship. She scored 12.1 points while grabbing 8.9 rebounds per contest during her senior year while averaging 23 points, 12 rebounds and 3 blocks per game in the California State playoffs.

She holds the Santiago High School single-game scoring record with 48 points (as a sophomore) and was named the Citrus Belt Area Female Athlete of the Year in 2023.

## #20 Marina Mata

Mata is a product of Barbaastro, Spain and is a product of Instituto Joaquim Blume en Barcelona

This past summer, Mata played for the Spanish national team in the FIBA U18 European Championship where she scored 11.2 points, grabbed 6.5 rebounds and dished 0.8 assists per contest.

## #21 Heather Hamson

Heather Hamson is the third Hamson sister (Jennifer and Sara) to follow in their mother [Tresa Spaulding's](#) footsteps by donning a BYU jersey.

Tresa was a star for the Cougars from 1983-87, with [Jennifer Hamson](#) (2010-14) earning All-American honors in 2014 and [Sara](#) played from 2017-22. Tresa (494), Sara (472) and Jennifer (340) hold the top three spots in the all-time blocks for BYU with 1,306 blocks in all. For more on her family's BYU ties, check out her episode of [Deep Blue](#).

## #24 Rose Bubakar

Bubakar is a rising junior who scored 6.7 points per game in 20.8 minutes per game a season ago. The Maryland native shot 44.6 percent from the field while pulling down 3.0 rebounds and dishing 1.0 assists per contest.

## #25 Emma Calvert

Calvert was a staple in the BYU lineup last season as she started 28 of 33 games for the Cougars. She shot the highest percentage from three-point range of any BYU forward and led the team in blocks with 34.

The rising junior is enrolled in the Marriott School of Business and is in the middle of the dreaded "Junior Core" which consists of 24 intensive business credits. Most students take no other classes during the junior core, yet Calvert is playing a large role on a Big 12 basketball team while also maintaining a 3.71 GPA.

## #30 Lauren Davenport

Davenport, a Boston University transfer, comes off a season where she played 20.0 minutes per game while scoring 5.9 points per game.

The rising junior chose to play for the Cougars in part because of BYU's closeness to her home in Idaho Falls, Idaho and her relationship with her younger brother who was diagnosed with Down Syndrome.

Davenport's brother Cole has been her best friend and inspiration throughout her basketball career.

	OVERALL	CONF.	AP	COACHES	NET	Q1	Q2	Q3	Q4	HOME	AWAY	NEUTRAL
	16-15	6-12	NR	NR	79	1-4	0-7	5-2	10-2	10-5	3-10	3-0
<b>KANSAS</b>	18-11	11-7	RV	RV	40	2-6	4-4	6-1	6-0	13-1	4-8	1-2

As of Mar. 4, 2024



**NCAA/BIG 12 TEAM STATISTICAL RANKINGS (AS OF 3/4/24)**

2023-24 Stats	NCAA	Big 12	Stat
Assist/Turnover Ratio	118	9	0.92
Assists/Game	49	7	15.6
Bench Points/Game	299	11	12.8
Blocks Per Game	94	7	3.7
Field Goal Percentage	74	9	43.6
Field Goal Defense	100	5	38.9
Fouls Per Game	204	8	17.2
Free Throw Attempts/Game	165	8	16.55
Free Throw Percentage	338	14	63.2
Free Throws Made/Game	256	14	10.45
Rebound Margin	44	5	5.8
Rebounds/Game (Def.)	32	4	28.5
Rebounds/Game (Off.)	199	8	11.0
Rebounds/Game	63	6	39.45
Scoring Defense	208	10	65.5
Scoring Margin	190	11	0.5
Scoring Offense	163	11	66.0
Steals/Game	332	13	5.5
Three Point Attempts/Game	175	10	19.1
Three Point Percentage	24	3	36.1
Three Point Defense	292	14	33.4
Three Pointers/Game	91	7	6.9
Turnover Margin	337	13	-4.65
Turnovers Forced/Game	335	12	12.39
Turnovers/Game	254	13	17.0
Winning Percentage	180	9	51.6

**BIG 12/NCAA INDIVIDUAL STATISTICAL RANKINGS (AS OF 3/4/24)**

2023-24 Stats	Top Player	NCAA	Big 12	Stat
Assist/Turnover Ratio	Kaylee Smiler	144	12	1.51
Assists/Game	Amari Whiting	139	8	3.8
Blocks/Game	Emma Calvert	107	4	1.29
Double Doubles	Lauren Gustin	1	1	29
Field Goal %	Lauren Gustin	59	4	51.7
Free Throw %	--	--	--	--
Minutes/Game	Lauren Gustin	14	2	36.79
Points/Game	Lauren Gustin	40	3	535
Rebounds	Lauren Gustin	1	1	476
Rebounds/Game (Def)	Lauren Gustin	1	1	10.3
Rebounds/Game (Off)	Lauren Gustin	2	1	5.1
Rebounds/Game	Lauren Gustin	1	1	15.4
Three Point %	Kailey Woolston	3	1	45.6
Three Pointers Made	Kailey Woolston	18	2	78
Three Pointers/Game	Kailey Woolston	32	2	2.52

**2023-24 BIG 12 PRESEASON POLL/ALL-BIG 12 TEAM**

Team (First Place Votes)	Points
1. Texas (12)	168
2. Baylor (2)	148
3. Kansas -	138
4. K-State	133
5. Oklahoma	121
6. Iowa State	107
7. Oklahoma State	99
8. West Virginia	80
9. TCU	77
10. Texas Tech	63
11. <b>BYU</b>	<b>56</b>
12. Houston	45
13. Cincinnati	22
14. UCF	18

Player	Yr.	Pos.	School
Sarah Andrews*	Sr.	G	Baylor*
Darianna Littlepage-Buggs	So.	G/F	Baylor
Emily Ryan	Sr.	G	Iowa State
Zakiyah Franklin	Sr.	G	Kansas
Taiyanna Jackson*	Sr.	C	Kansas
Gabby Gregory*	Sr.	G	Kansas State
Ayoka Lee	Sr.	C	Kansas State
Skylar Vann	Sr.	F	Oklahoma
DeYona Gaston	Sr.	F	Texas
<b>Rori Harmon*</b>	Jr.	G	Texas
JJ Quinerly	Jr.	G	West Virginia

\*Unanimous Selection  
Preseason Player of the Year

**BIG 12 WEEKLY HONORS**

Big 12 Player of the Week	Big 12 Freshman of the Week
Nov. 13 - Madison Conner, TCU	Nov. 13 - Staillee Heard, OSU
Nov. 20 - Ayoka Lee, Kansas State	<b>Nov. 20 - Kailey Woolston, BYU</b>
Nov. 27 - Sedona Prince, TCU	<b>Nov. 27 - Kailey Woolston, BYU</b>
Dec. 4 - Rori Harmon, Texas	Dec. 4 - Madison Booker, Texas
Dec. 11 - JJ Quinerly, West Virginia	Dec. 11 - S'Mya Nichols, Kansas
Dec. 18 - Harmon (UT)/Lee (KSU)	Dec. 18 - Audi Crooks, Iowa State
Dec. 26 - Sedona Prince, TCU	Dec. 26 - Staillee Heard, Iowa State
Jan. 2 - Jada Walker, Baylor	Jan. 2 - Audi Crooks, Iowa State
Jan. 8 - Lee (KSU)/Booker (UT)	Jan. 8 - Addy Brown, Iowa State
Jan. 15 - S'Mya Nichols, Kansas	Jan. 15 - Audi Crooks, Iowa State
Jan. 22 - JJ Quinerly, West Virginia	Jan. 22 - Madison Booker, Texas
Jan. 29 - Skylar Vann, Oklahoma	Jan. 29 - Audi Crooks, Iowa State
Feb. 5 - Taiyanna Jackson, Kansas	Feb. 5 - Madison Booker, Texas
<b>Feb. 12 - Lauren Gustin, BYU</b>	<b>Feb. 12 - Amari Whiting, BYU</b>
Feb. 19 - Gustin (BYU)/Booker, UT	Feb. 19 - Madison Booker, Texas
Feb. 26 - Audi Crooks, Iowa State	Feb. 26 - Audi Crooks, Iowa State
Mar. 4 - Taiyanna Jackson, Kansas	Mar. 4 - Madison Booker, Texas

**2023-24 Preview**  
 Lettermen Returning/Lost: 6/5  
 Newcomers: 7  
 Starters Returning/Lost: 4/1  
 Returning Scoring: 71.9% (1,511 of 2,102)  
 Returning Rebounding: 72.4% (905 of 1,250)  
 Returning Assists: 60.9% (286 of 470)  
 Returning Blocks: 71.1% (86 of 121)  
 Returning Steals: 71.7% (129 of 180)  
 Returning Minutes: 72.4% (4,695 of 6,625)

**BYU Coaching Staff**  
 Head Coach: Amber Whiting  
 Alma Mater: BYU (2001)  
 Record at School: 16-17 (2nd year)  
 Career Div. I Record: 16-17 (2nd season)

Assistant Coach: Lee Cummard (BYU, 2009)  
 Assistant Coach: Morgan Bailey (BYU, 2015)  
 Assistant Coach: John Wardenburg (MBA, Southern Utah, 2021)  
 Director of Basketball Operations: Natalie Lainhart

**BYU History**  
 First Year of Basketball: 1972  
 All-Time Record: 920-540 (.630)  
 All-time Conference Record: 484-236 (.672)  
 Winning Seasons: 42 of 51 (last 2021-22)  
 Regular Season Conference Championships: 13 (last 2021-22)  
 Postseason Appearances: 27  
 Total NCAA Appearances: 12 (6-15)  
 Last NCAA Appearance: 2022  
 First Round: L vs. No. 11 seed Villanova (57-61)  
 Total WNIT Appearances: 9 (10-8)  
 Last WNIT Appearance: 2023  
 First Round: Loss vs. Rice (67-71)

**University Information**  
 Location: Provo, Utah  
 Elevation: 4,551 feet  
 Enrollment: 34,737  
 Founded: October 16, 1875  
 Owned: The Church of Jesus Christ of Latter-day Saints  
 Nickname: Cougars  
 Mascot: Cosmo the Cougar  
 Colors: Blue and White (Royal/Navy Blue)  
 Arena (capacity): Marriott Center (18,987)  
 Conference: Big 12 Conference  
 BYU President: C. Shane Reese (BYU, 1994)  
 Athletics Director: Tom Holmoe (BYU, 1983)  
 Athletic Website: [BYUcougars.com](http://BYUcougars.com)

**Media Information**  
 Radio Station: BYU Sports Network  
 BYU Radio 107.9 FM, [BYURadio.org](http://BYURadio.org) and  
 BYU Radio App  
 Play-by-Play Announcer: Jason Shepherd

**Media Relations**  
 Women's Basketball Contact: Austin Rustand  
 Cell Phone: 520-989-1799  
 Email: [austin\\_rustand@byu.edu](mailto:austin_rustand@byu.edu)

**BIG 12 STANDINGS (AS OF 3/4/24)**

	Big 12	Pct.	Home	Away	Overall	Pct.	Home	Road	Neutral	Streak
Oklahoma	15-3	.833	9-0	6-3	21-8	.724	13-2	8-3	0-3	L1
Texas	14-4	.778	7-2	7-2	27-4	.871	15-2	9-2	3-0	W1
Kansas State	13-5	.722	8-1	4-4	24-6	.800	15-1	6-4	3-1	W1
Iowa State	12-6	.667	7-1	4-5	18-10	.643	13-2	5-6	0-2	W4
Baylor	12-6	.667	7-2	5-4	23-6	.793	14-2	6-4	3-0	W5
West Virginia	12-6	.667	7-2	5-4	23-6	.793	14-2	6-4	3-0	W1
Kansas	11-7	.611	8-1	3-6	18-11	.621	13-1	4-8	1-2	W3
Oklahoma State	7-11	.389	4-5	3-6	14-15	.483	10-5	4-7	0-3	L1
TCU	6-12	.333	4-4	2-6	19-10	.655	15-4	2-6	2-0	L1
<b>BYU</b>	<b>6-12</b>	<b>.333</b>	<b>4-5</b>	<b>2-7</b>	<b>16-15</b>	<b>.516</b>	<b>10-5</b>	<b>3-10</b>	<b>3-0</b>	<b>L1</b>
Cincinnati	5-13	.278	3-6	2-7	13-16	.448	8-7	4-7	1-2	L2
Texas Tech	5-13	.278	4-5	1-8	16-15	.516	13-5	1-8	2-2	L9
Houston	5-13	.278	4-5	1-8	14-15	.483	11-6	3-9	0-0	W1
UCF	3-15	.167	2-7	1-8	12-16	.429	8-8	1-8	3-0	L6



**AP TOP 25 POLL (3/4/24)**

No.	Team (First Place)	Ovr.	Pts.	Prev.
1.	South Carolina (35)	29-0	875	1
2.	Stanford	26-4	822	4
3.	Iowa	26-4	786	6
4.	Ohio State	25-4	761	2
5.	USC	23-5	699	7
6.	<b>Texas</b>	<b>27-4</b>	<b>687</b>	<b>3</b>
7.	UCLA	24-5	673	8
8.	LSU	26-4	638	9
9.	UConn	26-5	566	10
10.	NC State	25-5	526	12
11.	Virginia Tech	23-6	513	5
12.	Indiana	24-4	499	14
13.	Oregon State	23-6	472	11
14.	Notre Dame	23-6	470	17
15.	Gonzaga	29-2	399	16
16.	<b>Kansas State</b>	<b>24-6</b>	<b>288</b>	<b>15</b>
17.	<b>Baylor</b>	<b>23-6</b>	<b>273</b>	<b>21</b>
18.	Colorado	21-8	259	13
19.	<b>Oklahoma</b>	<b>21-8</b>	<b>239</b>	<b>20</b>
20.	Syracuse	23-6	210	19
21.	Creighton	24-4	199	23
22.	Utah	21-9	172	18
23.	UNLV	26-2	113	24
24.	Louisville	23-8	108	22
25.	Fairfield	26-1	60	NR

**USA TODAY COACHES POLL (2/27/24)**

No.	Team (First Place)	Ovr.	Pts.	Prev.
1.	South Carolina (32)	27-0	800	1
2.	Ohio State	24-3	767	2
3.	<b>Texas</b>	<b>26-3</b>	<b>724</b>	<b>5</b>
4.	Virginia Tech	26-3	659	8
5.	Stanford	24-4	651	3
6.	Iowa	24-4	636	4
7.	LSU	24-4	592	10
8.	UCLA	22-5	550	12
9.	USC	21-5	549	7
10.	UConn	24-5	508	13
11.	NC State	23-5	462	6
12.	Indiana	22-4	431	16
13.	Gonzaga	28-2	408	15
14.	<b>Kansas State</b>	<b>23-5</b>	<b>392</b>	<b>9</b>
15.	Colorado	20-7	385	11
16.	Oregon State	22-5	346	14
17.	Notre Dame	21-6	288	18
18.	Utah	20-8	223	19
19.	Syracuse	23-5	212	17
20.	Creighton	22-4	200	21
21.	<b>Baylor</b>	<b>21-6</b>	<b>174</b>	<b>24</b>
22.	<b>Oklahoma</b>	<b>20-7</b>	<b>132</b>	<b>25</b>
23.	Louisville	22-7	114	20
24.	UNLV	24-2	73	NR
25.	<b>West Virginia</b>	<b>22-5</b>	<b>56</b>	<b>22</b>

RECEIVING VOTES: Princeton 24, Michigan St. 12, **West Virginia 9**, Mississippi 9, Duke 3, Columbia 3, North Carolina 3, Richmond 1, **Kansas 1**, Toledo 1, Jackson St 1, **Iowa St. 1**.

RECEIVING VOTES: Princeton 22; Fairfield 14; Duke 14; Saint Joseph's 8; Ball State 5; Michigan State 2; Tennessee 1; Richmond 1; **Kansas 1**

**BYU VS. RANKED OPPONENTS (SINCE THE 2000-2001 SEASON)**

Vs	Overall	Home	Away	Neutral	Last Meeting	Last Win
#1	0-2	0-1	0-0	0-1	L, 51-70 vs. UConn (3/29/14) NCAA Tournament Sweet 16	_____
#2	0-1	0-0	0-1	0-0	L, 34-80 at UConn (11/27/07)	_____
#3	0-1	0-0	0-1	0-0	L, 46-71 at Texas (3/2/24)	_____
#4	0-2	0-0	0-1	0-1	L, 65-67 at Kansas State (1/27/24)	_____
#5	0-0	0-0	0-0	0-0		
#6	0-2	0-0	0-1	0-1	L, 54-69 at Duke (11/13/10)	
#7	0-2	0-0	0-1	0-1	L, 63-72 at Stanford (3/25/19) NCAA Tournament 2nd Round	_____
#8	0-2	0-1	0-0	0-1	L, 53-86 vs. Louisville (3/21/15) NCAA Tournament 1st Round	_____
#9	0-1	0-1	0-0	0-0	L, 70-82 - Washington (12/22/16)	_____
#10	1-0	0-0	1-0	0-0	W, 75-69 at Iowa State (2/18/2002)	SAME
#11	1-1	0-0	1-0	0-1	L, 46-52 vs. Arizona (3/24/21) NCAA Tournament 2nd Round	55-52 at Stanford (11/13/06)
#12	3-2	1-0	0-2	2-0	L, 68-87 at Utah (12/2/23)	82-68 vs. Gonzaga (3/12/19) WCC Championship
#13	3-0	1-0	1-0	1-0	W, 66-64 at Gonzaga (2/16/19)	SAME
#14	0-1	0-0	0-0	0-1	L, 42-43 vs. Gonzaga (3/9/21) WCC Championship Game	_____
#15	2-1	1-1	0-0	1-0	W, 56-42 - Wyoming (2/2/08)	SAME
#16	3-4	2-2	0-1	1-1	L, 64-79 vs. Gonzaga (3/6/23) WCC Tournament Semi-Final	61-56 - Gonzaga (2/18/21)
#17	1-3	0-1	0-1	1-1	W, 61-54 vs. Florida State (11/25/21)	SAME
#18	1-3	1-1	0-1	0-1	W, 78-66 - Baylor (2/7/24)	SAME
#19	1-4	1-0	0-2	0-2	L, 56-63 at Gonzaga (2/2/21)	70-40 - Gonzaga (2/9/12)
#20	1-0	1-0	0-0	0-0	W, 62-52 vs. Gonzaga (2/15/14)	SAME
#21	1-2	0-0	0-2	1-0	W, 69-66 vs. Rutgers (3/22/21) NCAA Tournament 1st Round	SAME
#22	2-1	0-0	1-1	1-0	W, 58-57 vs. West Virginia (11/27/21)	SAME
#23	0-6	0-4	0-2	0-0	L, 69-76 - West Virginia (2/4/24)	_____
#24	1-3	0-0	0-2	1-1	L, 45-70 at California (12/16/17)	90-52 vs. Florida (3/12/19) WCC Championship
#25	0-3	0-2	0-0	0-1	L, 57-61 - New Mexico (1/17/09)	_____
Total	20-44	7-13	4-18	9-14	L, 67-81 at TCU (12/30/23)	W, 58-57 vs. West Virginia (11/27/21)

at Opponent (Away) - Opponent (Home) vs. Opponent (Neutral Site)



2022-23 SCORING BY QUARTER (BYU - OPPONENT)																		
Opponent	1Q	FG%	+/-	2Q	FG%	+/-	3Q	FG%	+/-	4Q	FG%	+/-	OT	FG%	+/-	Final	FG%	+/-
at Montana State	8-19	25.0-31.3	-6.3	17-13	36.4-36.4	0.0	24-18	56.3-44.4	+11.9	19-10	50.0-18.8	+31.2	--	--	--	68-60	42.9-32.8	+10.1
<b>Weber State</b>	22-8	81.8-27.3	+54.5	23-6	53.3-16.7	+36.6	16-20	66.7-33.3	+33.4	16-15	37.5-30.8	+6.7	--	--	--	77-49	56.9-32.7	+24.2
<b>Utah Valley</b>	16-13	42.9-35.7	+7.2	18-8	50.0-33.3	+16.7	14-11	31.3-23.1	+8.2	11-12	38.5-23.5	+15.0	--	--	--	59-44	40.7-28.6	+12.1
vs. Wake Forest!	16-5	50.0-12.5	+37.5	17-10	70.0-23.1	+46.9	14-8	35.7-22.2	+13.5	20-21	42.9-46.7	-3.8	--	--	--	67-44	48.0-25.8	+22.2
vs. Saint Louis!	21-14	50.0-21.1	+28.9	18-19	42.9-41.7	+1.2	27-17	52.9-54.5	+1.2	21-16	61.5-16.7	+44.8	--	--	--	87-66	51.7-30.0	+21.7
<b>LMU</b>	17-13	60.0-41.7	+18.3	18-17	63.6-37.5	+26.1	19-12	46.7-41.7	+5.0	20-16	60.0-38.9	+21.1	--	--	--	74-58	57.4-39.7	+17.7
at Wyoming	19-28	50.0-60.0	-10.0	9-13	30.8-42.9	-12.1	19-14	63.6-50.0	+13.6	27-31	68.8-57.1	+11.7	--	--	--	74-86	53.8-53.2	+0.6
at Utah	17-27	41.2-56.3	-15.1	15-25	42.9-52.9	-10.0	19-18	47.1-53.8	-6.7	17-17	43.8-50.0	-6.2	--	--	--	68-87	43.8-53.4	-9.6
<b>Utah State</b>	20-8	50.0-20.0	+30.0	19-21	46.2-57.1	-10.9	22-21	27.3-41.2	-13.9	22-21	55.6-41.2	+14.4	--	--	--	72-66	45.1-39.0	+6.1
<b>Boise State</b>	15-13	42.9-33.3	+9.6	22-13	50.0-33.3	+16.7	16-11	42.9-25.0	+17.9	12-13	27.3-30.8	13.1	--	--	--	65-50	42.1-30.3	+11.8
<b>Idaho State</b>	22-19	46.7-42.1	+4.6	12-18	25.0-42.1	-17.1	13-20	38.5-61.5	-23.0	23-13	57.1-25.0	+32.1	9-6	33.3-14.3	+19.0	79-76	41.7-40.0	+1.7
at Missouri State	21-16	57.1-40.0	+17.1	9-16	30.0-45.5	-15.5	16-16	62.5-54.5	+8.0	9-8	28.6-25.0	+3.6	--	--	--	55-56	43.5-39.6	+3.9
vs. Nevada^	14-16	60.0-46.7	+13.3	18-6	44.4-13.3	+31.1	19-12	58.3-27.0	+30.5	21-25	54.5-50.0	+4.5	--	--	--	72-59	52.9-35.3	+17.6
at TCU*	13-22	36.4-53.3	-16.9	18-17	43.8-50.0	-6.2	12-24	26.3-62.5	-36.2	24-18	50.0-37.5	+12.5	--	--	--	67-81	38.7-50.0	-11.3
<b>Oklahoma*</b>	8-18	15.0-36.8	-21.8	15-22	31.3-56.3	-25.0	23-18	41.2-38.1	+3.1	17-17	31.3-26.3	+5.0	--	--	--	63-75	29.0-38.7	-9.7
<b>Iowa State*</b>	16-20	50.0-46.7	+3.3	17-10	57.1-31.3	+25.8	18-25	43.8-47.1	-3.3	24-25	47.6-57.1	-9.5	--	--	--	75-80	49.2-45.2	+4.0
at Houston*	12-21	45.5-53.3	-7.8	13-13	60.0-23.1	+36.9	19-17	41.7-42.9	-1.2	25-28	52.6-53.3	-0.7	--	--	--	69-79	50.0-43.9	+6.1
<b>Cincinnati*</b>	13-12	46.2-29.4	+16.8	25-14	52.9-38.5	+14.4	13-18	40.0-46.2	-6.2	17-14	50.0-25.0	+25.0	--	--	--	68-58	48.1-33.9	+14.2
at Oklahoma State*	8-18	23.1-50.0	-26.9	14-27	60.0-58.8	+1.2	18-20	40.0-46.7	-6.7	10-17	21.4-23.1	-1.7	--	--	--	50-82	34.6-45.8	-11.2
<b>Texas Tech*</b>	17-11	40.0-26.7	+13.3	11-13	38.5-25.0	+13.5	17-14	46.7-38.5	+8.2	15-8	41.7-16.7	+25.0	--	--	--	60-46	41.8-26.9	+14.9
at Kansas State*	11-16	31.3-33.3	-2.0	15-7	46.2-12.5	+33.7	19-25	61.5-64.3	-2.8	20-19	50.0-38.5	+11.5	--	--	--	65-67	46.6-36.1	+10.5
at Kansas*	8-12	23.1-33.3	-10.2	13-14	37.5-50.0	-12.5	12-18	33.3-46.2	-12.9	20-23	41.2-38.5	+2.7	--	--	--	53-67	34.5-40.7	-6.2
<b>West Virginia*</b>	14-24	50.0-68.8	-18.8	15-19	35.7-47.1	-11.4	21-15	50.0-33.3	+16.7	19-18	43.8-62.5	-18.7	--	--	--	69-76	44.4-51.8	-7.4
<b>Baylor*</b>	22-11	50.0-22.2	+27.8	13-10	40.0-23.1	+16.9	24-25	66.7-55.0	+11.7	19-20	54.5-33.3	+21.2	--	--	--	78-66	52.6-34.8	+17.8
at Cincinnati*	15-15	41.2-30.8	+10.4	18-15	46.7-33.3	+13.4	19-9	47.1-11.8	+35.3	17-18	60.0-38.1	+21.9	--	--	--	69-57	47.5-28.8	+18.7
at UCF*	17-20	58.3-46.7	+11.6	14-18	38.5-36.8	+1.7	23-6	56.3-15.4	+40.9	10-16	20.0-38.5	-18.5	--	--	--	64-60	45.1-35.0	10.1
<b>Kansas*</b>	11-13	33.3-46.2	-12.9	20-18	58.3-41.7	+16.6	12-15	33.3-42.9	-9.6	19-24	35.0-57.1	-22.1	--	--	--	62-70	38.7-47.2	-8.5
<b>TCU*</b>	17-17	42.9-42.9	0.0	10-12	20.0-26.7	-6.7	11-21	30.8-42.9	-12.1	20-18	40.0-57.1	-17.1	--	--	--	58-68	33.9-40.0	-6.1
at Iowa State*	9-20	30.8-50.0	-19.2	18-15	40.0-63.6	-23.6	14-21	35.7-63.6	-27.9	8-18	14.3-53.8	-39.5	--	--	--	49-74	31.1-49.2	-18.1
<b>Houston*</b>	18-9	46.2-28.6	+17.6	14-16	37.5-21.4	+16.1	15-16	35.7-40.0	-4.3	17-13	37.5-33.3	+4.2	--	--	--	64-54	39.0-30.9	+8.1
at Texas*	14-14	33.3-35.7	-2.4	8-15	33.3-41.7	-8.4	10-23	38.5-55.6	-17.1	14-19	33.3-50.0	-16.7	--	--	--	46-71	34.7-46.4	-11.7
vs. Kansas^ (Big 12 Champ.)																		
Big 12 Tournament																		
Big 12 Tournament																		
<b>Averages</b>	15.2-15.9	43.7-38.8	+4.9	15.7-14.8	44.0-37.3	+6.6	17.4-17.0	45.1-42.8	+2.3	17.8-17.8	43.6-38.5	+5.0	9.0-6.0	33.3-14.3	+19.0	66.0-65.5	43.9-38.9	+5.0
<b>In Big 12 Play</b>	13.5-16.3	38.7-40.8	-1.9	15.1-15.3	43.2-37.8	+4.8	16.7-18.3	42.7-44.1	-1.4	17.5-18.5	40.2-41.1	-0.8	--	--	--	62.7-68.4	41.1-40.3	+0.7

2022-23 OFFENSIVE TRENDS (BYU - OPPONENT)														
Opponent	Points Off TO		Points/Paint		2nd Chance Points		Fast Break Points		Bench Points		Big Run		Big Lead	
at Montana State	14	18	18	26	8	6	9	6	2	23	13	11		
<b>Weber State</b>	22	12	40	16	7	0	13	2	16	10	23	33		
<b>Utah Valley</b>	13	10	32	22	13	2	2	2	9	23	7	7		
vs. Wake Forest!	15	17	26	24	16	9	4	6	16	19	13	27		
vs. Saint Louis!	10	8	28	10	14	2	12	8	30	26	8	24		
<b>LMU</b>	17	9	32	30	7	6	7	3	19	22	12	19		
at Wyoming	9	13	38	48	4	20	2	2	24	31	8	2		
at Utah	11	14	40	26	9	6	3	10	18	11	9	0		
<b>Utah State</b>	23	14	28	32	3	6	19	8	14	20	10	16		
<b>Boise State</b>	11	10	30	28	4	7	10	5	12	19	7	18		
<b>Idaho State</b>	21	24	34	26	15	16	15	7	7	29	18	6		
at Missouri State	14	28	24	30	9	10	1	2	14	20	10	8		
vs. Nevada^	12	12	36	30	14	10	6	12	8	15	13	21		
at TCU*	5	12	20	38	5	10	7	12	12	0	10	0		
<b>Oklahoma*</b>	7	18	20	36	14	20	11	14	11	29	10	0		
<b>Iowa State*</b>	17	8	42	24	13	21	6	6	13	16	8	8		
at Houston*	11	27	36	28	13	10	8	8	19	29	14	1		
<b>Cincinnati*</b>	20	14	32	20	9	5	6	1	15	8	8	14		
at Oklahoma State*	17	38	26	42	8	7	8	20	15	2	6	0		
<b>Texas Tech*</b>	11	12	28	18	15	11	5	2	6	25	9	15		
at Kansas State*	6	17	42	22	12	9	6	9	2	8	11	5		
at Kansas*	14	20	20	36	9	17	6	5	7	4	8	0		
<b>West Virginia</b>	4	29	22	38	12	8	4	13	25	9	7	0		
<b>Baylor</b>	9	21	38	24	8	7	7	4	19	28	8	16		
at Cincinnati*	2	17	34	26	2	8	9	6	9	5	6	13		
at UCF*	16	14	32	26	6	11	10	6	5	7	11	14		
<b>Kansas*</b>	16	10	34	36	9	13	8	7	13	4	8	2		
<b>TCU*</b>	12	6	28	12	7	12	2	5	14	8	8	4		
at Iowa State*	9	16	24	30	6	9	2	0	5	4	6	0		
<b>Houston</b>	24	21	28	22	9	7	6	6	11	15	10	16		
at Texas*	7	24	22	40	7	21	6	7	5	17	6	4		
vs. Kansas^ (Big 12 Champ.)														
Big 12 Tournament														
Big 12 Tournament														
<b>Per Game/Total</b>	12.9 (399)	16.3 (506)	30.1 (934)	27.9 (866)	9.3 (287)	9.9 (306)	7.1 (221)	6.5 (203)	12.7 (395)	15.7 (486)	23	33		
Lead/Trailing/Tied Record	Lead: 12 (9-3) Trail: 18 (6-12) Tied: 1 (1-0)	Lead: 19 (14-5) Trail: 12 (2-10) Tied: 0 (0-0)	Lead: 15 (10-5) Trail: 15 (5-10) Tied: 0 (0-0)	Lead: 15 (11-4) Trail: 11 (2-9) Tied: 5 (2-3)	Lead: 12 (4-8) Trail: 19 (12-7) Tied: 0 (0-0)									

**A LOOK INTO THE STARTING 5**

Opponent	(1)	(2)	(3)	(4)	(5)
at Montana State	1. Whiting	10. Woolston	11. Smiler	30. Davenport	12. Gustin
Weber State	1. Whiting	10. Woolston	11. Smiler	30. Davenport	12. Gustin
Utah Valley	1. Whiting	10. Woolston	11. Smiler	30. Davenport	12. Gustin
vs. Wake Forest!	1. Whiting	10. Woolston	11. Smiler	30. Davenport	12. Gustin
vs. Saint Louis!	1. Whiting	10. Woolston	11. Smiler	30. Davenport	12. Gustin
LMU	1. Whiting	10. Woolston	11. Smiler	30. Davenport	12. Gustin
at Wyoming	1. Whiting	10. Woolston	11. Smiler	30. Davenport	12. Gustin
at Utah	1. Whiting	3. Falatea	10. Woolston	11. Smiler	12. Gustin
Utah State	1. Whiting	10. Woolston	11. Smiler	30. Davenport	12. Gustin
Boise State	1. Whiting	10. Woolston	11. Smiler	12. Gustin	25. Calvert
Idaho State	1. Whiting	10. Woolston	11. Smiler	12. Gustin	25. Calvert
at Missouri State	1. Whiting	10. Woolston	11. Smiler	12. Gustin	25. Calvert
vs. Nevada^	1. Whiting	10. Woolston	30. Davenport	12. Gustin	25. Calvert
at TCU*	1. Whiting	10. Woolston	11. Smiler	12. Gustin	25. Calvert
Oklahoma*	1. Whiting	10. Woolston	11. Smiler	12. Gustin	25. Calvert
Iowa State*	1. Whiting	10. Woolston	11. Smiler	12. Gustin	25. Calvert
at Houston*	1. Whiting	10. Woolston	11. Smiler	12. Gustin	25. Calvert
Cincinnati*	1. Whiting	10. Woolston	11. Smiler	12. Gustin	25. Calvert
at Oklahoma State*	1. Whiting	10. Woolston	11. Smiler	12. Gustin	25. Calvert
Texas Tech*	1. Whiting	10. Woolston	11. Smiler	12. Gustin	25. Calvert
at Kansas State*	1. Whiting	10. Woolston	11. Smiler	12. Gustin	25. Calvert
at Kansas*	1. Whiting	10. Woolston	11. Smiler	12. Gustin	25. Calvert
West Virginia*	1. Whiting	10. Woolston	11. Smiler	24. Bubakar	12. Gustin
Baylor*	1. Whiting	10. Woolston	11. Smiler	24. Bubakar	12. Gustin
at Cincinnati*	1. Whiting	10. Woolston	11. Smiler	24. Bubakar	12. Gustin
at UCF*	1. Whiting	10. Woolston	11. Smiler	24. Bubakar	12. Gustin
Kansas*	1. Whiting	10. Woolston	11. Smiler	24. Bubakar	12. Gustin
TCU*	1. Whiting	10. Woolston	11. Smiler	24. Bubakar	12. Gustin
at Iowa State*	1. Whiting	10. Woolston	11. Smiler	24. Bubakar	12. Gustin
Houston*	1. Whiting	10. Woolston	11. Smiler	24. Bubakar	12. Gustin
at Texas*	1. Whiting	10. Woolston	11. Smiler	24. Bubakar	12. Gustin
Big 12 Tournament					
Big 12 Tournament					
Big 12 Tournament					
Win-Loss Record	(1)	(2)	(3)	(4)	(5)
3-8	1. Whiting	10. Woolston	11. Smiler	12. Gustin	25. Calvert
8-1	1. Whiting	10. Woolston	11. Smiler	30. Davenport	12. Gustin
4-5	1. Whiting	10. Woolston	11. Smiler	24. Bubakar	12. Gustin
1-0	1. Whiting	10. Woolston	30. Davenport	12. Gustin	25. Calvert
0-1	1. Whiting	3. Falatea	10. Woolston	11. Smiler	12. Gustin

**DOUBLE-DOUBLE TRACKER**

Player	Season	Career	Last	Pts	Reb.
Lauren Gustin	29	85	at No. 3 Texas (3/2/24)	20	15
Emma Calvert	1	1	Cincinnati (1/13/24)	11	10
Amari Whiting	1	1	Idaho State (12/16/23)	14	12
Kailey Woolston	1	1	Utah Valley (11/14/23)	19	10
<b>BYU Total</b>	<b>32</b>	<b>88</b>	<b>at No. 3 Texas (3/2/24)</b>	<b>20</b>	<b>15</b>

\*Includes double-doubles at previous NCAA Division I schools

**GAMES PLAYED/STARTED**

Player	Season		Career	
	GP	GS	GP	GS
11. Kaylee Smiler	30 (15-15)	30 (15-15)	134	59
12. Lauren Gustin	31 (16-15)	31 (16-15)	117	117
25. Emma Calvert	31 (16-15)	14 (5-9)	87	45
24. Rose Bubakar	31 (16-15)	9 (4-5)	82	20
30. Lauren Davenport	30 (15-15)	9 (8-1)	74*	23*
5. Arielle Mackey-Williams	0 (0-0)	0 (0-0)	52	24
21. Heather Hamson	13 (9-4)	0 (0-0)	33	0
1. Amari Whiting	31 (16-15)	31 (16-15)	31 (16-15)	31 (16-15)
10. Kailey Woolston	31 (16-15)	31 (16-15)	31 (16-15)	31 (16-15)
4. Ali'a Matavao	19 (11-8)	0 (0-0)	19 (11-8)	0
20. Marina Mata	11 (8-3)	0 (0-0)	11 (8-3)	0
15. McKinley Willardson	5 (3-2)	0 (0-0)	5 (3-2)	0
2. Kylie Krebs	1 (1-0)	0 (0-0)	1 (1-0)	0

\*Includes games played and starts at previous NCAA Division I schools







# AMBER WHITING

## HIGHLIGHTS

- Won 2022 state championship at Burley High School (Idaho)
- 2022 4A Idaho Statesman Coach of the Year
- Conference Coach of the Year
- Back-to-back region titles in 2021 and 2022
- 70-37 record in four seasons at Burley High School

Shoe Circuit for the Natalie Williams Basketball Academy.

Whiting was the director of Utah Hard Knox, one of the most successful AAU programs in Utah, consistently producing Division I talent for both men's and women's programs across the state.

A standout at Snow College, Whiting was the team MVP for two straight years and was an All-America honorable mention in 1999 as a member of the SWAC All-Tournament team. She led team in scoring and assists and was honored as the Female Athlete of the Year in 1997 at Fremont High School.

Whiting was an All-Region Team selection in back-to-back season with the Badgers. Following her two-year career with Snow College, Whiting went on to play one season at Weber State where she averaged 5.0 points per game before transferring to BYU for the 2000-01 season.

Whiting graduated from BYU with a degree and teaching credential in history in 2001 with a minor in psychology. She went on to earn a master's degree in professional learning communities from Grand Canyon University.

She is married to former NJCAA All-American men's player Trent Whiting, who played at Snow College and Utah before finishing his collegiate career at BYU in 2001 where he averaged 14.2 points per game and was an all-conference selection. Trent played professionally overseas in Italy for 12 years.

Whiting, from Ogden, Utah, is the seventh head coach of BYU women's basketball since becoming an NCAA program in 1972. The 2023-24 season will be Whiting's second season at the helm of the program that posted a 16-17 record in her first season.

Whiting served as the head coach of the Burley High School girls team in Idaho from 2018-2022 where she won the 2022 state championship, just the third in school history. She was named the 4A Idaho Statesman Coach of the Year, the conference coach of the year and helped the Bobcats to back-to-back region titles.

While at Burley, Whiting took a program with just five wins in her first year to improvement every season including three consecutive 20-win seasons, culminating in a 25-1 campaign and title run in 2021-22. Whiting's record as a head coach at Burley was 70-37 over four seasons.

In addition to coaching at the high school level, Whiting was also the head coach for the Adidas 17U 3SSB Select Team for the Spring/Summer

### WHITING'S SECOND CAMPAIGN

#### EDUCATION

- BYU (2001, B.A. in Elementary Education)
- Grand Canyon (Professional Learning Communities)
- Newport High School in Bellevue, Wash. (1991)

#### COACHING EXPERIENCE

- BYU Head Coach (2022-present)
- Burley High School Head Coach (2018-22)
- Utah Hard Knox – Director
- Adidas 17U 3SSB Select Team - Natalie Williams Basketball Academy

#### PLAYING CAREER

Played two seasons at Snow College (1997-99)

- Team MVP for two-straight seasons
- 1999 All-American Honorable Mention
- 1999 SWAC All-Tournament Team
- Led the Badgers in scoring and assists
- 1998 and 1998 All-Region Team selection

Played one season at Weber State (1999-2000)

- Averaged 5.0 points per game
- Played one season at BYU (2000-01)

### WHITING'S HEAD COACHING RECORD

Season	School	Overall	Pct.	Home	Pct.	Away	Pct.	Neutral	Pct.	Conf.	Pct.	Conf. Tourney	WNIT	NCAA
2022-23	BYU	16-17	.485	7-9	.438	6-6	.500	3-2	.600	9-9	.500	2-1	0-1	--
2023-24	BYU	16-15	.516	10-5	.667	3-10	.231	3-0	1.000	6-12	.333	---	---	--
<b>CAREER</b>	<b>BYU</b>	<b>32-32</b>	<b>.500</b>	<b>17-14</b>	<b>.548</b>	<b>9-16</b>	<b>.360</b>	<b>6-2</b>	<b>.750</b>	<b>15-21</b>	<b>.417</b>	<b>2-1</b>	<b>0-1</b>	<b>--</b>



**WHITING VS. ALL OPPONENTS**

Opponent	Overall	Last Meeting	Score	Next Meeting
Ball State	0-1	Nov. 26, 2022	L, 61-56	
Baylor	1-0	Feb. 7, 2024	W, 78-66	
Boise State	2-0	Dec. 9, 2023	W, 65-50	
Carroll College	1-0	Nov. 23, 2022	W, 71-47	
Cincinnati	2-0	Feb. 10, 2024	W, 69-57	
Colorado State	0-1	Nov. 8, 2022	L, 82-62	
Gonzaga	0-3	Mar. 6, 2023	L, 79-64	
Houston	1-1	Feb. 28, 2024	W, 64-54	
Idaho State	1-0	Dec. 16, 2023	W, 79-76 OT	
Iowa State	0-2	Feb. 24, 2024	L, 49-74	
Kansas	0-2	Feb. 17, 2024	L, 62-70	Mar. 8, 2024
Kansas State	0-1	Jan. 27, 2024	L, 65-67	
LMU	3-0	Nov. 25, 2023	W, 74-58	
Missouri State	0-1	Dec. 20, 2023	L, 55-56	
Montana State	1-1	Nov. 7, 2023	W, 68-60	
Monmouth	1-0	Dec. 21, 2022	W, 70-50	
Oklahoma	0-2	Jan. 17, 2024	L, 75-63	
Oklahoma State	0-1	Jan. 17, 2024	L, 50-82	
Nevada	1-0	Dec. 21, 2023	W, 72-59	
Pacific	1-1	Jan. 28, 2023	L, 79-66	
Pepperdine	2-1	Mar. 3, 2023	W, 74-59	
Portland	0-2	Feb. 27, 2023	L, 61-49	
Rice	0-1	Mar. 17, 2023	L, 71-67	
Saint Louis	1-0	Nov. 21, 2023	W, 87-66	
Saint Mary's	2-0	Jan. 26, 2023	W, 74-59	
San Diego	1-1	Feb. 4, 2023	L, 52-49	
San Francisco	2-1	Mar. 4, 2023	W, 66-56	
Santa Clara	1-1	Feb. 16, 2023	W, 78-72	
TCU	0-2	Feb. 21, 2024	L, 58-68	
Texas	0-1	Mar. 2, 2024	L, 46-71	
Texas Tech	1-0	Jan. 20, 2024	W, 60-48	
Troy	0-1	Nov. 19, 2022	L, 68-62	
UCF	1-0	Feb. 13, 2024	W, 64-60	
Utah	0-2	Dec. 2, 2023	L, 68-87	
Utah State	1-0	Dec. 5, 2023	W, 72-66	
Utah Valley	1-0	Nov. 14, 2023	W, 59-44	
Wake Forest	1-0	Nov. 18, 2023	W, 67-44	
Washington State	1-0	Nov. 18, 2022	W, 65-56	
Weber State	1-0	Nov. 10, 2023	W, 77-49	
West Virginia	0-1	Feb. 3, 2024	L, 69-76	
Westminster	1-0	Oct. 27, 2022	W, 72-51 (Exh.)	
Wyoming	0-1	Nov. 28, 2023	L, 74-86	



**WHITING VS. RANKED OPPONENTS**

Rank	Opponent	Score	Date
3	at Texas	L, 46-71	Mar. 3, 2024
4	at Kansas State	L, 65-67	Jan. 27, 2024
12	at Utah	L, 68-87	Dec. 2, 2023
15	Utah	L, 76-59	Dec. 10, 2022
16	vs. Gonzaga (WCC Tourn.)	L, 79-64	Mar. 6, 2023
16	Oklahoma	L, 77-66	Nov. 15, 2022
18	Baylor	W, 78-66	Feb. 7, 2024
18	Gonzaga	L, 58-51	Feb. 25, 2023
23	West Virginia	L, 69-76	Feb. 3, 2024
23	at TCU	L, 67-81	Dec. 30, 2023
23	at Gonzaga	L, 67-58	Dec. 17, 2023

No. 1-5	No. 6-10	No. 11-15	No. 16-20	No. 21-25	Overall
0-2	0-0	0-2	1-3	0-3	1-11

**WHITING VS. ALL CONFERENCES**

ACC	1-0	Missouri Valley	0-1
American Athletic	0-1	Mountain West	6-2
Atlantic 10	1-0	Non D-1	1-0
Atlantic Sun	0-0	Ohio Valley	0-0
Big 12	6-13	Pac-12	1-2
Big East	0-0	SEC	0-0
Big Sky	3-1	Southland	0-0
Big West	0-0	Summit	0-0
Colonial Athletic	1-0	Sun Belt	0-1
Conference USA	0-0	SWAC	0-0
Horizon	0-0	WAC	1-0
MAC	0-1	West Coast	12-10

Career Record	Overall	Conf.	Home	Road	Neutral
	32-30	15-20	17-14	9-14	6-2

The couple has two children, Jace and Amari. Jace plays basketball at Boise State where he averaged 15.8 minutes, shot 41.6 percent from the field while averaging 3.1 points, 1.7 rebounds and 1.3 assists.. Amari missed her senior season because of injury, but will be entering her freshman year at BYU as a member of Whiting's 2023-24 squad. "I am super excited about the opportunity to be the head coach at BYU," Whiting said. "I've been in basketball my whole life playing, coaching and developing players, and I am looking forward to doing it again at this level. Coach Judkins established a great tradition of winning and a strong culture with some incredible players. I can't wait to get on board and continue that legacy and surround myself with a great staff. I am ready to get to work."



1



# AMARI WHITING

FRESHMAN | 5-10 | GUARD | BURLEY, IDAHO | BURLEY HIGH SCHOOL

**High School**

2022 Idaho Gatorade Player of the Year ... 4A All-Idaho Player of the Year (2021 & 2022) ... GB7 Conference Player of the Year (2021 & 2022) ... Times News Player of the Year (2020, 2021, 2022) ... 2022 4A Idaho State Champions ... 2022 SBlive Idaho Player of the Year ... 2022 IdahoSports 4A Tournament Player of the Year ... 2020 GB10 All-Conference First Team ... 2x WBCA Player of the Week ... 4x SBlive ID Player of the Week ... IHSAA Athlete of the Week ... 4.0 High School GPA ... High Honors Society ...

**Personal**

Born in Burley, Idaho ... Daughter of Trent and Amber Whiting ... Older brother Jace plays basketball at Boise State University ... Father Trent (2000-01) and mother Amber (2000-01) played basketball at BYU ... Also recruited by Oregon, Arizona, Stanford, UCLA, Utah ... Committed to Oregon in 2021, but flipped her commitment to BYU during the summer of 2022

Instagram: [amari.whiting](#)  
Twitter: [amari\\_whiting](#)  
TikTok: [amariwhiting](#)

**SEASON HIGHS**

Points:	19	Utah State (12/5/23)
Rebounds:	12	Idaho State (12/16/23)
Assists:	9 (x2)	No. 18 Baylor (2/7/24)
Steals:	4 (x2)	Iowa State (1/6/24)
Blocks:	1 (x7)	at Cincinnati (2/10/24)
Field Goals:	6	Utah State (12/5/23)
3-Pointers:	3	at Iowa State (2/24/24)
Free Throws:	8	at Montana State (11/7/23)
Minutes:	39 (OT)	Idaho State (12/16/23)

**CAREER HIGHS**

Points:	19	Utah State (12/5/23)
Rebounds:	12	Idaho State (12/16/23)
Assists:	9 (x2)	No. 18 Baylor (2/7/24)
Steals:	4 (x2)	Iowa State (1/6/24)
Blocks:	1 (x7)	at Cincinnati (2/10/24)
Field Goals:	6	Utah State (12/5/23)
3-Pointers:	3	at Iowa State (2/24/24)
Free Throws:	8	at Montana State (11/7/23)
Minutes:	39 (OT)	Idaho State (12/16/23)

**PRODUCTION TRACKER**

Had a double-double	1 (1-0)	1 (1-0)
Scored 10+ points	18 (11-7)	18 (11-7)
Scored 20+ points	-(0-0)	-(0-0)
Led BYU in scoring	2 (1-1)	2 (1-1)
Led BYU in rebounds	-(0-0)	-(0-0)
Led BYU in assists	12 (5-7)	12 (5-7)
Led BYU in steals	9 (1-8)	9 (1-9)
Led BYU in blocks	4 (1-3)	4 (1-3)
Made 5+ FGs	8 (5-3)	8 (5-3)
Made 3+ 3-pt FGs	1 (0-1)	1 (0-1)
Had 3+ assists	22 (10-12)	22 (10-12)
Had 5+ assists	10 (3-7)	10 (3-7)
Had 3+ steals	7 (5-2)	7 (5-2)
Had 5+ rebounds	17 (11-6)	17 (11-6)

**2023-24 GAME-BY-GAME**

OPPONENT	DATE	MIN.	FG-FGA	PCT	3FG-FGA	PCT	FT-FTA	PCT	OFF	DEF	REB	AST	BLK	STL	PF	TO	PTS	AVG
at Montana State	11/7	29	5-9	.556	0-2	.000	8-11	.727	0	7	7	5	0	3	2	7	18	18.0
Weber State	11/10	24	3-8	.375	0-1	.000	2-4	.500	2	3	5	4	0	3	3	1	8	13.0
Utah Valley	11/14	31	5-13	.385	1-3	.333	2-3	.666	1	8	9	2	0	2	3	1	13	13.0
vs. Wake Forest	11/18	25	3-10	.300	1-1	1.000	0-0	.000	2	2	4	3	0	3	2	2	7	11.5
vs. Saint Louis	11/21	26	5-9	.556	1-2	.500	3-4	.750	2	2	4	4	0	0	4	2	14	12.0
LMU	11/25	30	2-5	.400	1-1	1.000	2-5	.400	1	0	1	0	1	3	2	7	11.2	
at Wyoming	11/28	32	4-8	.500	2-3	.667	4-4	1.000	0	3	3	4	1	1	2	0	14	11.6
at Utah	12/2	27	3-10	.300	1-2	.500	0-0	.000	1	4	5	5	0	0	1	1	7	11.0
Utah State	12/5	29	6-11	.545	0-3	.000	7-8	.875	0	2	2	3	1	3	4	4	19	11.9
Boise State	12/9	30	1-6	.167	0-4	.000	3-4	.750	0	4	4	4	0	1	2	3	5	11.2
Idaho State	12/16	39	3-10	.300	1-3	.333	7-12	.583	1	11	12	6	1	4	1	3	14	11.5
at Missouri State	12/20	31	3-11	.272	1-5	.200	1-2	.500	0	5	5	3	0	1	4	3	8	11.2
vs. Nevada	12/21	29	4-7	.571	2-4	.500	1-2	.500	1	7	8	2	0	1	3	5	11	11.2
at TCU	12/30	34	3-8	.375	2-6	.333	5-6	.833	0	5	5	6	0	1	3	0	13	11.3
Oklahoma	1/3	35	2-10	.200	1-4	.250	1-1	1.000	2	3	5	3	0	0	3	2	6	10.9
Iowa State	1/6	33	5-9	.555	0-2	.000	2-3	.667	0	2	2	9	0	4	3	3	12	11.0
at Houston	1/10	36	5-8	.625	2-3	.667	3-4	.750	0	1	1	6	0	0	3	6	15	11.2
Cincinnati	1/13	30	4-7	.571	1-3	.333	1-3	.333	0	6	6	4	0	0	4	4	10	11.2
at Oklahoma State	1/17	28	3-9	.333	1-2	.200	2-5	.400	1	4	5	0	1	2	2	1	9	11.1
Texas Tech	1/20	31	2-10	.200	0-1	.000	3-6	.500	2	4	6	2	0	2	1	2	7	10.9
at Kansas State	1/27	34	3-7	.429	2-3	.667	2-2	1.000	0	4	4	4	1	2	4	2	10	10.8
at Kansas	1/31	34	4-6	.667	1-2	.500	1-5	.200	2	3	5	6	0	1	3	3	10	10.8
West Virginia	2/3	31	2-6	.333	2-4	.500	2-2	1.000	0	4	4	1	1	3	5	6	8	10.7
Baylor	2/7	36	5-8	.625	2-3	.667	2-3	.667	0	8	8	9	0	2	3	6	14	10.8
at Cincinnati	2/10	33	4-10	.400	0-2	.000	2-2	1.000	0	7	7	2	1	0	2	4	10	10.8
at UCF	2/13	32	4-10	.400	0-3	.000	3-7	.429	1	4	5	1	0	0	3	4	11	10.8
Kansas	2/17	34	1-4	.250	0-0	.000	3-6	.500	0	4	4	6	0	1	4	2	5	10.6
TCU	2/21	32	3-10	.300	1-5	.200	0-0	.000	0	2	2	5	0	0	3	4	7	10.4
at Iowa State	2/25	32	5-14	.357	3-9	.333	3-4	.750	1	3	4	3	0	2	4	2	16	10.6
Houston	2/28	35	4-15	.267	1-5	.200	1-6	.167	5	1	6	4	0	2	2	4	10	10.6
at Texas	3/2	32	1-10	.100	0-1	.000	2-4	.500	1	3	4	1	0	2	3	1	4	10.4
Big 12 1st Round	3/7																	
Big 12 2nd Round	3/8																	
Big 12 Quarterfinals	3/9																	
Big 12 Semifinals	3/11																	
Big 12 Championship	3/12																	

**CAREER STATISTICS**

YEAR	GP-GS	MPG	FG-FGA	PCT	3FG-A	PCT	FT-FTA	PCT	OFF-DEF-REB	R/GM	PF-D	A	A/GM	TO	BLK	B/GM	STL	S/GM	PTS	AVG
2023-2024	31-31	31.5	107-278	.385	30-95	.316	78-128	.609	26-126-152	4.9	90-1	118	3.8	90	7	0.2	47	1.5	322	10.4
---	---	---	---	---	---	---	---	---	---	---	---	---	---	---	---	---	---	---	---	---
---	---	---	---	---	---	---	---	---	---	---	---	---	---	---	---	---	---	---	---	---
---	---	---	---	---	---	---	---	---	---	---	---	---	---	---	---	---	---	---	---	---
---	---	---	---	---	---	---	---	---	---	---	---	---	---	---	---	---	---	---	---	---
<b>TOTAL</b>	<b>31-31</b>	<b>31.5</b>	<b>107-278</b>	<b>.385</b>	<b>30-95</b>	<b>.316</b>	<b>78-128</b>	<b>.609</b>	<b>26-126-152</b>	<b>4.9</b>	<b>90-1</b>	<b>118</b>	<b>3.8</b>	<b>90</b>	<b>7</b>	<b>0.2</b>	<b>47</b>	<b>1.5</b>	<b>322</b>	<b>10.4</b>

**BIG 12 CAREER STATISTICS**

YEAR	GP-GS	MPG	FG-FGA	PCT	3FG-A	PCT	FT-FTA	PCT	OFF-DEF-REB	R/GM	PF-D	A	A/GM	TO	BLK	B/GM	STL	S/GM	PTS	AVG
2023-24	18-18	18-18	60-161	.373	19-61	.311	38-69	.551	15-68-83	4.6	56-1	72	4.0	56	4	0.2	24	1.3	177	9.8
---	---	---	---	---	---	---	---	---	---	---	---	---	---	---	---	---	---	---	---	---
---	---	---	---	---	---	---	---	---	---	---	---	---	---	---	---	---	---	---	---	---
---	---	---	---	---	---	---	---	---	---	---	---	---	---	---	---	---	---	---	---	---
---	---	---	---	---	---	---	---	---	---	---	---	---	---	---	---	---	---	---	---	---
<b>TOTAL</b>	<b>18-18</b>	<b>18-18</b>	<b>60-161</b>	<b>.373</b>	<b>19-61</b>	<b>.311</b>	<b>38-69</b>	<b>.551</b>	<b>15-68-83</b>	<b>4.6</b>	<b>56-1</b>	<b>72</b>	<b>4.0</b>	<b>56</b>	<b>4</b>	<b>0.2</b>	<b>24</b>	<b>1.3</b>	<b>177</b>	<b>9.8</b>



2



# KYLIE KREBS

JUNIOR | 5-7 | GUARD | OAHU, HAWAII | GLENDALE COMMUNITY COLLEGE  
2022-23 (Glendale Community College)

2021-22 (Glendale Community College)

**Before BYU**

Two-year honor roll honoree at Glendale Community College...6A All-District First Team...6A Desert Valley All-Region Second Team...Grew up on the North Shore of Oahu, Hawaii where she was a competitive surfer

**Personal**

Born in Peoria, Arizona...Daughter of Kenny and Katharine Krebs...Brothers Brock and Kason played football for BYU, Kaulin and Kameron played football for Cal Berkeley, Kelsea played water polo for Arizona State and Kallee played rugby for Arizona State...Majoring in business

**2023-24 GAME-BY-GAME**

OPPONENT	DATE	MIN.	FG-FGA	PCT	3FG-FGA	PCT	FT-FTA	PCT	OFF	DEF	REB	AST	BLK	STL	PF	TO	PTS	AVG	
at Montana State	11/7																		
Weber State	11/10																		
Utah Valley	11/14																		
vs. Wake Forest	11/18																		
vs. Saint Louis	11/21																		
LMU	11/25																		
at Wyoming	11/28																		
at Utah	12/2																		
Utah State	12/5																		
Boise State	12/9	1	0-0	.000	0-0	.000	0-0	.000	0	0	0	0	0	0	0	0	0	0	0.0
Idaho State	12/16																		
at Missouri State	12/20																		
vs. Nevada	12/21																		
at TCU	12/30																		
Oklahoma	1/3																		
Iowa State	1/6																		
at Houston	1/10																		
Cincinnati	1/13																		
at Oklahoma State	1/17																		
Texas Tech	1/20																		
Boise State (12/9/23)	1/27																		
at Kansas State	1/27																		
at Kansas	1/31																		
West Virginia	2/3																		
Baylor	2/7																		
at Cincinnati	2/10																		
at UCF	2/13																		
Kansas	2/17																		
TCU	2/21																		
at Iowa State	2/25																		
Houston	2/28																		
at Texas	3/2																		
Big 12 1st Round	3/7																		
Big 12 2nd Round	3/8																		
Big 12 Quarterfinals	3/9																		
Big 12 Semifinals	3/11																		
Big 12 Championship	3/12																		

SEASON HIGHS

Instagram: N/A  
Twitter: [\\_kykrebbs](#)  
TikTok: N/A

Points:	—
Rebounds:	—
Assists:	—
Steals:	—
Blocks:	—
Field Goals:	—
3-Pointers:	—
Free Throws:	—
Minutes:	1

CAREER HIGHS

Points:	—
Rebounds:	—
Assists:	—
Steals:	—
Blocks:	—
Field Goals:	—
3-Pointers:	—
Free Throws:	—
Minutes:	1

PRODUCTION TRACKER

	2023-24	Career
Had a double-double	— (0-0)	— (0-0)
Scored 10+ points	— (0-0)	— (0-0)
Scored 20+ points	— (0-0)	— (0-0)
Led BYU in scoring	— (0-0)	— (0-0)
Led BYU in rebounds	— (0-0)	— (0-0)
Led BYU in assists	— (0-0)	— (0-0)
Led BYU in steals	— (0-0)	— (0-0)
Led BYU in blocks	— (0-0)	— (0-0)
Made 5+ FGs	— (0-0)	— (0-0)
Made 3+ 3-pt FGs	— (0-0)	— (0-0)
Had 3+ assists	— (0-0)	— (0-0)
Had 3+ blocks	— (0-0)	— (0-0)
Had 5+ rebounds	— (0-0)	— (0-0)
Had 10+ rebounds	— (0-0)	— (0-0)

**CAREER STATISTICS**

YEAR	GP-GS	MPG	FG-FGA	PCT	3FG-A	PCT	FT-FTA	PCT	OFF-DEF-REB	R/GM	PF-D	A	A/GM	TO	BLK	B/GM	STL	S/GM	PTS	AVG
2023-2024	1-0	0.5	0-0	.000	0-0	.000	0-0	.000	0-0-0	0.0	0-0	0	0.0	0	0	0.0	0	0.0	0	0.0
—	—	—	—	—	—	—	—	—	—	—	—	—	—	—	—	—	—	—	—	—
—	—	—	—	—	—	—	—	—	—	—	—	—	—	—	—	—	—	—	—	—
—	—	—	—	—	—	—	—	—	—	—	—	—	—	—	—	—	—	—	—	—
<b>TOTAL</b>	<b>1-0</b>	<b>0.5</b>	<b>0-0</b>	<b>.000</b>	<b>0-0</b>	<b>.000</b>	<b>0-0</b>	<b>.000</b>	<b>0-0-0</b>	<b>0.0</b>	<b>0-0</b>	<b>0</b>	<b>0.0</b>	<b>0</b>	<b>0</b>	<b>0.0</b>	<b>0</b>	<b>0.0</b>	<b>0</b>	<b>0.0</b>

**BIG 12 CAREER STATISTICS**

YEAR	GP-GS	MPG	FG-FGA	PCT	3FG-A	PCT	FT-FTA	PCT	OFF-DEF-REB	AVG	PF-D	A	AVG	TO	BLK	AVG	STL	AVG	PTS	AVG
2023-24	—	—	—	—	—	—	—	—	—	—	—	—	—	—	—	—	—	—	—	—
—	—	—	—	—	—	—	—	—	—	—	—	—	—	—	—	—	—	—	—	—
—	—	—	—	—	—	—	—	—	—	—	—	—	—	—	—	—	—	—	—	—
<b>TOTAL</b>	<b>0-0</b>	<b>0.0</b>	<b>0-0</b>	<b>.000</b>	<b>0-0</b>	<b>.000</b>	<b>0-0</b>	<b>.000</b>	<b>0-0-0</b>	<b>0.0</b>	<b>0-0</b>	<b>0</b>	<b>0.0</b>	<b>0</b>	<b>0</b>	<b>0.0</b>	<b>0</b>	<b>0.0</b>	<b>0</b>	<b>0.0</b>



4

# ALI'A MATAVAO

FRESHMAN | 6-0 | FORWARD | LAS VEGAS, NEVADA | LIBERTY HIGH SCHOOL

**2023-24 - FRESHMAN**

Matavaio averaged 0.9 points and 0.7 rebounds during her freshman season before suffering a season-ending foot injury which caused her to miss the final nine games of the regular season.

**High School**

2023 Nevada Gatorade Player of the Year ... 2022 Nevada Gatorade PoY ... Nevada 5A PoY (2022 & 2023) ... Nevada 5A First Team All-Conference (2022 & 2023) ... Liberty High School Athlete of the Year (2023) ... Nevada Las Vegas Sun Super Seven (2022 & 2023) ... Max Preps First Team ... Captain of basketball and volleyball teams ... 2023 State Shot Put Champion ... 2023 State Long Jump Champion ... NIAA Championship team points leader ... Holds school records in long jump, 4x100 and 4x200 team relays ... Heavily recruited soccer forward ... Four-sport varsity athlete at Liberty High School (basketball, soccer, track/field, volleyball)

**Personal**

Born in Las Vegas, Nevada ... Parents are Newel and Leslie Matavaio ... Second of five children: Moliki, Myla, Kingston and Isley ... Her father, Newel played football at Ricks College (1996) and Northern State University (2001) ... Her brother, Moliki currently plays football at UCLA ... Also recruited by Cal State Fullerton, Hawaii, Niagara, Portland State, San Diego State, UNLV, Washington and Wisconsin



Instagram: [aliamatavaio](#)  
Twitter: [Aliamatavaio](#)  
TikTok: [alialaniii](#)

**SEASON HIGHS**

Points:	5	vs. Wake Forest (11/18/23)
Rebounds:	2 (x2)	at Oklahoma St. (1/17/24)
Assists:	2	vs. Nevada (12/21/23)
Steals:	1 (x2)	at Kansas State (1/27/24)
Blocks:	1	vs. Nevada (12/21/23)
Field Goals:	2	at Oklahoma St. (1/17/24)
3-Pointers:	-	
Free Throws:	3	vs. Wake Forest (11/18/23)
Minutes:	17	vs. Nevada (12/21/23)

**CAREER HIGHS**

Points:	5	vs. Wake Forest (11/18/23)
Rebounds:	2 (x2)	at Oklahoma St. (1/17/24)
Assists:	2	vs. Nevada (12/21/23)
Steals:	1 (x2)	at Kansas State (1/27/24)
Blocks:	1	vs. Nevada (12/21/23)
Field Goals:	2	at Oklahoma St. (1/17/24)
3-Pointers:	-	
Free Throws:	3	vs. Wake Forest (11/18/23)
Minutes:	17	vs. Nevada (12/21/23)

**PRODUCTION TRACKER**

Had a double-double	- (0-0)	- (0-0)
Scored 10+ points	- (0-0)	- (0-0)
Scored 20+ points	- (0-0)	- (0-0)
Led BYU in scoring	- (0-0)	- (0-0)
Led BYU in rebounds	- (0-0)	- (0-0)
Led BYU in assists	- (0-0)	- (0-0)
Led BYU in steals	- (0-0)	- (0-0)
Led BYU in blocks	- (0-0)	- (0-0)
Made 5+ FGs	- (0-0)	- (0-0)
Made 3+ 3-pt FGs	- (0-0)	- (0-0)
Had 3+ assists	- (0-0)	- (0-0)
Had 3+ blocks	- (0-0)	- (0-0)
Had 5+ rebounds	- (0-0)	- (0-0)
Had 10+ rebounds	- (0-0)	- (0-0)

**2023-24 GAME-BY-GAME**

OPPONENT	DATE	MIN.	FG-FGA	PCT	3FG-FGA	PCT	FT-FTA	PCT	OFF	DEF	REB	AST	BLK	STL	PF	TO	PTS	AVG
at Montana State	11/7	1	0-0	.000	0-0	.000	0-0	.000	0	0	0	0	0	0	0	0	0	0.0
Weber State	11/10	9	0-3	.000	0-0	.000	0-0	.000	0	2	2	1	0	0	2	1	0	0.0
Utah Valley	11/14	1	0-0	.000	0-0	.000	0-0	.000	0	0	0	0	0	0	1	0	0	0.0
vs. Wake Forest	11/18	11	1-1	1.000	0-0	.000	3-6	.500	1	0	1	0	0	0	2	1	5	1.3
vs. Saint Louis	11/21	8	0-2	.000	0-1	.000	0-0	.000	0	0	0	1	0	0	2	2	0	1.0
LMU	11/25	2	1-1	1.000	0-0	.000	0-0	.000	0	0	0	0	0	0	1	2	2	1.2
at Wyoming	11/28																	DID NOT PLAY
at Utah	12/2	1	0-0	.000	0-0	.000	0-0	.000	0	0	0	0	0	0	0	0	0	1.0
Utah State	12/5	5	0-2	.000	0-1	.000	0-0	.000	0	0	0	0	0	0	1	1	0	0.9
Boise State	12/9	3	0-0	.000	0-0	.000	0-0	.000	0	0	0	0	0	0	0	0	0	0.0
Idaho State	12/16	2	1-1	1.000	0-0	.000	0-0	.000	0	0	0	0	0	0	1	0	2	0.9
at Missouri State	12/20	2	0-1	.000	0-0	.000	0-0	.000	0	0	0	0	0	0	1	1	0	0.8
vs. Nevada	12/21	17	1-6	.167	0-1	.000	0-0	.000	2	1	3	2	1	0	3	2	2	0.9
at TCU	12/30	1	0-0	.000	0-0	.000	0-0	.000	0	1	1	0	0	0	0	0	0	0.8
Oklahoma	1/3	1	0-0	.000	0-0	.000	0-0	.000	0	0	0	0	0	0	0	0	0	0.8
Iowa State	1/6																	DID NOT PLAY
at Houston	1/10	1	0-0	.000	0-0	.000	0-0	.000	0	0	0	0	0	0	0	0	0	0.7
Cincinnati	1/13	2	1-3	.333	0-1	.000	0-0	.000	2	1	3	0	0	0	0	0	2	0.8
at Oklahoma State	1/17	11	2-6	.333	0-1	.000	0-0	.000	0	2	2	0	0	1	3	1	4	1.0
Texas Tech	1/20																	DID NOT PLAY
at Kansas State	1/27	9	0-3	.000	0-1	.000	0-0	.000	0	1	1	0	0	1	2	2	0	0.9
at Kansas	1/31	0	0-0	.000	0-0	.000	0-0	.000	0	0	0	0	0	0	2	1	0	0.9
West Virginia	2/3																	DID NOT PLAY (INJURY)
Baylor	2/7																	DID NOT PLAY (INJURY)
at Cincinnati	2/10																	DID NOT PLAY (INJURY)
at UCF	2/13																	DID NOT PLAY (INJURY)
Kansas	2/17																	DID NOT PLAY (INJURY)
TCU	2/21																	DID NOT PLAY (INJURY)
at Iowa State	2/25																	DID NOT PLAY (INJURY)
Houston	2/28																	DID NOT PLAY (INJURY)
at Texas	3/2																	DID NOT PLAY (INJURY)
Big 12 1st Round	3/7																	
Big 12 2nd Round	3/8																	
Big 12 Quarterfinals	3/9																	
Big 12 Semifinals	3/11																	
Big 12 Championship	3/12																	

**CAREER STATISTICS**

YEAR	GP-GS	MPG	FG-FGA	PCT	3FG-A	PCT	FT-FTA	PCT	OFF-DEF-REB	R/GM	PF-D	A	A/GM	TO	BLK	B/GM	STL	S/GM	PTS	AVG
2023-2024	19-0	4.6	7-29	.241	0-6	.000	3-8	.375	5-8-13	0.7	20-0	4	0.2	13	1	0.1	2	0.1	17	0.9
-	-	-	-	-	-	-	-	-	-	-	-	-	-	-	-	-	-	-	-	-
-	-	-	-	-	-	-	-	-	-	-	-	-	-	-	-	-	-	-	-	-
-	-	-	-	-	-	-	-	-	-	-	-	-	-	-	-	-	-	-	-	-
-	-	-	-	-	-	-	-	-	-	-	-	-	-	-	-	-	-	-	-	-
<b>TOTAL</b>	<b>19-0</b>	<b>4.6</b>	<b>7-29</b>	<b>.241</b>	<b>0-6</b>	<b>.000</b>	<b>3-8</b>	<b>.375</b>	<b>5-8-13</b>	<b>0.7</b>	<b>20-0</b>	<b>4</b>	<b>0.2</b>	<b>13</b>	<b>1</b>	<b>0.1</b>	<b>2</b>	<b>0.1</b>	<b>17</b>	<b>0.9</b>

**BIG 12 CAREER STATISTICS**

YEAR	GP-GS	MPG	FG-FGA	PCT	3FG-A	PCT	FT-FTA	PCT	OFF-DEF-REB	R/GM	PF-D	A	A/GM	TO	BLK	B/GM	STL	S/GM	PTS	AVG
2023-24	7-0	3.8	3-12	.250	0-3	.000	0-0	.000	2-5-7	1.0	7-0	0	0.0	4	0	0.0	2	0.3	6	0.9
-	-	-	-	-	-	-	-	-	-	-	-	-	-	-	-	-	-	-	-	-
-	-	-	-	-	-	-	-	-	-	-	-	-	-	-	-	-	-	-	-	-
-	-	-	-	-	-	-	-	-	-	-	-	-	-	-	-	-	-	-	-	-
<b>TOTAL</b>	<b>7-0</b>	<b>3.8</b>	<b>3-12</b>	<b>.250</b>	<b>0-3</b>	<b>.000</b>	<b>0-0</b>	<b>.000</b>	<b>2-5-7</b>	<b>1.0</b>	<b>7-0</b>	<b>0</b>	<b>0.0</b>	<b>4</b>	<b>0</b>	<b>0.0</b>	<b>2</b>	<b>0.3</b>	<b>6</b>	<b>0.9</b>



5



# ARIELLE MACKEY-WILLIAMS

JUNIOR | 5-9 | GUARD | NGATI POROU, NEW ZEALAND | TAI WANANGA KI RUAKURA

## 2023-24 - JUNIOR

Mackey-Williams will miss the 2023-24 season with a knee injury sustained over the summer.

## 2022-23 - SOPHOMORE

Was the third-leading scorer for the Cougars at 8.8 points per game on 41.0 percent shooting ... Started 24 of 32 games in 2022-23 while averaging 30.3 minutes per game Dished out 2.1 assists per game

## 2021-22 - FRESHMAN

Played in 20 games ... Averaged 2.2 points per game in 7.7 minutes ... Season-high 9 points at Montana State ... Scored 7 points at Pacific ... Was a perfect 8 of 8 from the free-throw line ... Had 18 assists on the season, including 4 against Boise State and 4 at LMU ... Posted 3 rebounds against Boise State and Pepperdine ...

## High School

Prepped at Tai Wananga Ki Ruakura in New Zealand ... Won 2021 New Zealand Maori Women's National Tournament ... Selected to 2021 New Zealand Tall Ferns camp ... Won 2020 New Zealand 3x3 Women's national basketball tournament with Auckland Dream ... Selected to Junior Tall Ferns New Zealand Women's Team ... Captained the U17 New Zealand U-17 team and named to the All-State 5 team ... 2019 WNBL Melbourne Boomers Development Squad ... 2018 NZ Under 18 3x3 Asia Cup Tournament, finish second to China and selected as the youngest player on the All-Tournament team at age 15 ...

## Personal

Parents are Dawn Lavery and Joe Mackey ... Youngest of four children ... Majoring in sports media and journalism

Instagram: [ariellemackey](#)  
Twitter:  
TikTok: [ariellemackey](#)

Points:	--
Rebounds:	--
Assists:	--
Steals:	--
Blocks:	--
Field Goals:	--
3-Pointers:	--
Free Throws:	--
Minutes:	--

Points:	18	at Colorado State (11/8/2022)
Rebounds:	5 (2x)	LMU (2/11/23)
Assists:	6 (2x)	at Pacific (1/28/23)
Steals:	3 (4x)	vs. Gonzaga
Blocks:	0	
Field Goals:	6	at San Francisco (2/18/2023)
3-Pointers:	4	at San Francisco (3/4/23)
Free Throws:	6	at Boise State (12/1/22)
Minutes:	42	Pepperdine (2/9/23)

Had a double-double	-- (0-0)	-- (0-0)
Scored 10+ points	-- (0-0)	0 (0-0)
Scored 20+ points	-- (0-0)	0 (0-0)
Led BYU in scoring	-- (0-0)	-- (0-0)
Led BYU in rebounds	-- (0-0)	-- (0-0)
Led BYU in assists	-- (0-0)	-- (0-0)
Led BYU in blocks	-- (0-0)	-- (0-0)
Led BYU in steals	-- (0-0)	-- (0-0)
Made 5+ FGs	-- (0-0)	-- (0-0)
Made 3+ 3-pt FGs	-- (0-0)	-- (0-0)
Had 3+ assists	-- (0-0)	-- (0-0)
Had 5+ assists	-- (0-0)	-- (0-0)
Had 7+ assists	-- (0-0)	-- (0-0)
Had 5+ rebounds	-- (0-0)	-- (0-0)

## 2023-24 GAME-BY-GAME

OPPONENT	DATE	MIN.	FG-FGA	PCT	3FG-FGA	PCT	FT-FTA	PCT	OFF	DEF	REB	AST	BLK	STL	PF	TO	PTS	AVG
at Montana State	11/7																	
Weber State	11/10																	
Utah Valley	11/14																	
vs. Wake Forest	11/18																	
vs. Saint Louis	11/21																	
LMU	11/25																	
at Wyoming	11/28																	
at Utah	12/2																	
Utah State	12/5																	
Boise State	12/9																	
Idaho State	12/16																	
at Missouri State	12/20																	
vs. Nevada	12/21																	
at TCU	12/30																	
Oklahoma	1/3																	
Iowa State	1/6																	
at Houston	1/10																	
Cincinnati	1/13																	
at Oklahoma State	1/17																	
Texas Tech	1/20																	
at Kansas State	1/27																	
at Kansas	1/31																	
West Virginia	2/3																	
Baylor	2/7																	
at Cincinnati	2/10																	
at UCF	2/13																	
Kansas	2/17																	
TCU	2/21																	
at Iowa State	2/25																	
Houston	2/28																	
at Texas	3/2																	
Big 12 1st Round	3/7																	
Big 12 2nd Round	3/8																	
Big 12 Quarterfinals	3/9																	
Big 12 Semifinals	3/11																	
Big 12 Championship	3/12																	

## CAREER STATISTICS

YEAR	GP-GS	MPG	FG-FGA	PCT	3FG-A	PCT	FT-FTA	PCT	OFF-DEF-REB	R/GM	PF-D	A	A/GM	TO	BLK	B/GM	STL	S/GM	PTS	AVG
2021-2022	20-0	7.7	15-49	.306	5-21	.238	8-8	1.000	6-12-18	0.9	14-0	18	0.9	16	0	0.0	4	0.2	43	2.2
2022-2023	32-24	30.3	96-234	.410	40-110	.364	50-58	.862	21-40-61	1.9	67-3	69	2.2	73	0	0.0	24	0.8	282	8.8
--	--	--	--	--	--	--	--	--	--	--	--	--	--	--	--	--	--	--	--	--
--	--	--	--	--	--	--	--	--	--	--	--	--	--	--	--	--	--	--	--	--
--	--	--	--	--	--	--	--	--	--	--	--	--	--	--	--	--	--	--	--	--
<b>TOTAL</b>	<b>52-24</b>	<b>21.6</b>	<b>111-283</b>	<b>.392</b>	<b>45-131</b>	<b>.344</b>	<b>58-66</b>	<b>.879</b>	<b>27-52-79</b>	<b>1.5</b>	<b>81-3</b>	<b>87</b>	<b>1.7</b>	<b>89</b>	<b>0</b>	<b>0.0</b>	<b>28</b>	<b>0.5</b>	<b>325</b>	<b>6.3</b>

## BIG 12 CAREER STATISTICS

YEAR	GP-GS	MPG	FG-FGA	PCT	3FG-A	PCT	FT-FTA	PCT	OFF-DEF-REB	R/GM	PF-D	A	A/GM	TO	BLK	B/GM	STL	S/GM	PTS	AVG
2023-24	--	--	--	--	--	--	--	--	--	--	--	--	--	--	--	--	--	--	--	--
<b>TOTAL</b>	<b>0-0</b>	<b>0.0</b>	<b>0-0</b>	<b>.000</b>	<b>0-0</b>	<b>.000</b>	<b>0-0</b>	<b>.000</b>	<b>0-0-0</b>	<b>0.0</b>	<b>0-0</b>	<b>0</b>	<b>0.0</b>	<b>0</b>	<b>0</b>	<b>0.0</b>	<b>0</b>	<b>0.0</b>	<b>0</b>	<b>0.0</b>



10



# KAILEY WOOLSTON

FRESHMAN | 5-11 | GUARD | HIGHLAND, UTAH | LONE PEAK HIGH SCHOOL  
2023-24 - FRESHMAN

**Named All-Big 12 Honorable Mention, the Big 12 Freshman of the Week twice (Nov. 20 & Nov. 27) and became the first Big 12 basketball weekly honors earned by a BYU Cougar, man or woman.**

**Personal**

Born in Highland, Utah ... Daughter of Spencer and Megan Woolston ... Her father, Spencer played football at Snow College (1995 & 1998) and her mother, Megan played basketball at Southern Utah (1998-2002) ... Also recruited by Iowa, Marquette, Oklahoma State, Utah, Wake Forest

**High School**

2023 Utah Gatorade Player of the Year ... 2023 Utah Miss Basketball ... 2023 Max Preps All-American ... 2023 Ball is Life All-American ... 2023 SB Live All-American ... 2023 National State Champions Invitational Most Valuable Player ... 2023 Utah 6A State Champion ... 2023 National State Champions Invitational Runner-up ... 2022 Utah 6A Most Valuable Player  
2022 Utah 6A State Champion ... 4x Utah 6A Region 4 Champions (2020, 2021, 2022, 2023) ... 3x Utah 6A Region 4 Most Valuable Player (2021, 2022, 2023) ... 4x Utah 6A All-State First Team Selection ... 2023 Academic All-State

**2023-24 GAME-BY-GAME**

OPPONENT	DATE	MIN.	FG-FGA	PCT	3FG-FGA	PCT	FT-FTA	PCT	OFF	DEF	REB	AST	BLK	STL	PF	TO	PTS	AVG	
at Montana State	11/7	38	5-11	.455	3-9	.333	0-0	.000	1	2	3	1	1	1	3	2	13	13.0	
Weber State	11/10	32	5-8	.625	3-5	.600	3-4	.750	0	2	2	2	0	1	1	3	16	14.5	
Utah Valley	11/14	35	7-11	.636	4-7	.571	1-2	.500	1	9	10	1	0	1	2	6	19	16.0	
vs. Wake Forest	11/18	33	7-10	.700	4-6	.667	0-0	.000	0	6	6	1	0	0	2	2	18	15.6	
vs. Saint Louis	11/21	33	7-14	.500	5-7	.714	0-0	.000	2	3	5	1	0	1	4	4	19	17.0	
LMU	11/25	34	7-9	.778	4-5	.800	0-2	.000	1	5	6	3	0	2	2	1	18	17.2	
at Wyoming	11/28	31	3-6	.500	1-2	.500	1-2	.500	1	2	3	0	1	0	2	2	8	15.9	
at Utah	12/2	33	7-10	.700	1-2	.500	2-2	1.000	0	1	1	1	0	2	2	2	17	16.0	
Utah State	12/5	35	3-11	.272	1-4	.250	1-2	.500	2	2	4	5	0	3	2	4	8	15.1	
Boise State	12/9	30	7-11	.636	4-4	1.000	0-0	.000	0	1	1	3	0	1	2	0	18	15.4	
Idaho State	12/16	44	2-9	.222	2-8	.250	6-6	1.000	1	0	1	6	0	2	3	4	12	15.1	
at Missouri State	12/20	39	2-7	.286	1-5	.200	6-6	1.000	3	1	4	3	0	0	2	2	11	14.8	
vs. Nevada	12/21	36	2-6	.333	2-5	.400	6-6	1.000	0	2	2	6	1	0	2	6	12	14.5	
at TCU	12/30	37	6-14	.429	3-8	.375	0-0	.000	1	0	1	4	0	1	3	0	15	14.6	
Oklahoma	1/3	34	4-11	.364	4-9	.444	2-2	1.000	0	1	1	4	0	1	3	4	14	14.5	
Iowa State	1/6	38	7-11	.636	4-6	.667	0-0	.000	0	1	1	1	0	0	2	1	18	14.8	
at Houston	1/10	33	0-6	.000	0-0	.000	4-4	1.000	0	4	4	1	0	1	5	3	4	14.1	
Cincinnati	1/13	38	4-14	.286	3-9	.333	1-2	.500	2	3	5	1	1	1	0	3	0	12	14.0
at Oklahoma State	1/17	32	4-9	.444	1-5	.200	0-0	.000	1	2	3	1	0	0	2	6	9	13.7	
Texas Tech	1/20	33	5-9	.556	2-5	.400	3-4	.750	1	3	4	2	0	1	2	2	15	13.8	
at Kansas State	1/27	32	6-13	.462	2-4	.500	0-0	.000	1	2	3	3	0	0	4	3	14	13.8	
at Kansas	1/31	36	8-14	.571	6-10	.600	4-4	1.000	0	2	2	2	0	1	4	2	26	14.4	
West Virginia	2/3	30	3-9	.333	2-5	.400	2-3	.667	1	1	2	1	1	0	3	5	10	14.2	
Baylor	2/7	33	6-10	.600	2-3	.667	0-0	.000	1	5	6	1	0	1	4	0	14	14.2	
at Cincinnati	2/10	35	8-12	.667	4-7	.571	0-0	.000	1	4	5	6	0	0	1	3	20	14.4	
at UCF	2/13	30	5-10	.500	2-5	.400	6-6	1.000	1	4	5	1	0	0	2	1	18	14.5	
Kansas	2/17	30	0-7	.000	0-4	.000	0-0	.000	2	1	3	1	1	1	1	0	0	14.0	
TCU	2/21	36	2-9	.222	0-4	.000	2-2	1.000	2	1	3	4	0	1	3	0	6	13.7	
at Iowa State	2/25	29	1-7	.143	1-4	.250	0-0	.000	2	2	4	4	0	0	1	0	3	13.3	
Houston	2/28	35	5-8	.625	4-5	.800	2-2	1.000	1	4	5	3	0	0	0	2	16	13.4	
at Texas	3/2	30	3-8	.375	3-5	.600	4-6	.667	1	2	3	2	0	1	2	2	13	13.4	
Big 12 1st Round	3/7																		
Big 12 2nd Round	3/8																		
Big 12 Quarterfinals	3/9																		
Big 12 Semifinals	3/11																		
Big 12 Championship	3/12																		

Instagram: [kaileyw\\_basketball](#)  
Twitter: [KaileyWoolston](#)

**SEASON HIGHS**

Points:	26	at Kansas (1/31/24)
Rebounds:	10	Utah Valley (11/14/23)
Assists:	6 (x3)	at Cincinnati (2/10/24)
Steals:	3	Utah State (12/5/23)
Blocks:	1 (x5)	West Virginia (2/3/24)
Field Goals:	8 (x2)	at Cincinnati (2/10/24)
3-Pointers:	6	at Kansas (1/31/24)
Free Throws:	6 (x4)	at UCF (2/13/24)
Minutes:	44 (OT)	Idaho State (12/16/23)

**CAREER HIGHS**

Points:	26	at Kansas (1/31/24)
Rebounds:	10	Utah Valley (11/14/23)
Assists:	6 (x3)	at Cincinnati (2/10/24)
Steals:	3	Utah State (12/5/23)
Blocks:	1 (x5)	West Virginia (2/3/24)
Field Goals:	8 (x2)	at Cincinnati (2/10/24)
3-Pointers:	6	at Kansas (1/31/24)
Free Throws:	6 (x4)	at UCF (2/13/24)
Minutes:	44 (OT)	Idaho State (12/16/23)

**PRODUCTION TRACKER**

Had a double-double	1 (1-0)	1 (1-0)
Scored 10+ points	24 (15-9)	24 (15-9)
Scored 20+ points	2 (1-1)	2 (1-1)
Led BYU in scoring	9 (5-4)	9 (5-9)
Led BYU in rebounds	-- (0-0)	-- (0-0)
Led BYU in assists	6 (4-2)	6 (4-2)
Led BYU in steals	2 (0-2)	2 (0-2)
Led BYU in blocks	2 (1-1)	2 (1-1)
Made 5+ FGs	17 (12-5)	16 (12-5)
Made 7+ FGs	9 (6-3)	9 (6-3)
Made 3+ 3-pt FGs	15 (10-5)	15 (10-5)
Made 5+ 3-pt FGs	2 (1-1)	2 (1-1)
Had 3+ assists	13 (7-6)	13 (7-6)
Had 5+ rebounds	9 (9-0)	9 (9-0)

**CAREER STATISTICS**

YEAR	GP-GS	MPG	FG-FGA	PCT	3FG-A	PCT	FT-FTA	PCT	OFF-DEF-REB	R/GM	PF-D	A	A/GM	TO	BLK	B/GM	STL	S/GM	PTS	AVG
2023-2024	31-31	34.0	141-304	.464	78-171	.456	56-67	.836	30-78-108	3.5	74-1	75	2.4	72	6	0.2	23	0.7	416	13.4
--	--	--	--	--	--	--	--	--	--	--	--	--	--	--	--	--	--	--	--	--
--	--	--	--	--	--	--	--	--	--	--	--	--	--	--	--	--	--	--	--	--
--	--	--	--	--	--	--	--	--	--	--	--	--	--	--	--	--	--	--	--	--
--	--	--	--	--	--	--	--	--	--	--	--	--	--	--	--	--	--	--	--	--
<b>TOTAL</b>	<b>31-31</b>	<b>34.0</b>	<b>141-304</b>	<b>.464</b>	<b>78-171</b>	<b>.456</b>	<b>56-67</b>	<b>.836</b>	<b>30-78-108</b>	<b>3.5</b>	<b>74-1</b>	<b>75</b>	<b>2.4</b>	<b>72</b>	<b>6</b>	<b>0.2</b>	<b>23</b>	<b>0.7</b>	<b>416</b>	<b>13.4</b>

**BIG 12 CAREER STATISTICS**

YEAR	GP-GS	MPG	FG-FGA	PCT	3FG-A	PCT	FT-FTA	PCT	OFF-DEF-REB	R/GM	PF-D	A	A/GM	TO	BLK	B/GM	STL	S/GM	PTS	AVG
2023-24	18-18	33.4	77-181	.425	43-102	.422	30-35	.857	18-42-60	3.3	45-1	42	2.3	34	3	0.2	9	0.5	227	12.6
--	--	--	--	--	--	--	--	--	--	--	--	--	--	--	--	--	--	--	--	--
--	--	--	--	--	--	--	--	--	--	--	--	--	--	--	--	--	--	--	--	--
--	--	--	--	--	--	--	--	--	--	--	--	--	--	--	--	--	--	--	--	--
<b>TOTAL</b>	<b>18-18</b>	<b>33.4</b>	<b>77-181</b>	<b>.425</b>	<b>43-102</b>	<b>.422</b>	<b>30-35</b>	<b>.857</b>	<b>18-42-60</b>	<b>3.3</b>	<b>45-1</b>	<b>42</b>	<b>2.3</b>	<b>34</b>	<b>3</b>	<b>0.2</b>	<b>9</b>	<b>0.5</b>	<b>227</b>	<b>12.6</b>





# KAYLEE SMILER

GRADUATE | 5-8 | GUARD | HAMILTON, NEW ZEALAND | MELLVILLE HIGH SCHOOL

**2022-23**

Started 29 games while appearing in 31 of 33 total games in 2022-23 ... Scored 7.2 points per game on 44.7 percent shooting, going 46.7 percent from behind the arc to lead BYU ... Recorded 27 blocks and 22 steals during her junior campaign

**2021-22**

Played in 22 games ... Averaged 2.5 points, 1.1 rebounds and 1.0 assists in 12.2 minutes per game ... Shot 39.6 percent from the field ... Totaled 21 assists, including three against Pepperdine and LMU ... Made 10 of 32 from behind the arc

**2020-21**

Played in 24 games, averaging 16.3 minutes per contest ... Posted the second-highest 3-point percentage on the team (.392), knocking down 20 of her 51 attempts ... Averaged 3.1 points, 1.0 assists, 1.0 rebounds and 0.7 steals per game ... Ranked eighth in the WCC in assist/turnover ratio (1.6)

**High School**

Four-year letterwinner ... Three-time Team MVP 2015, 2016 and 2017 ... Named to Tournament Team in 2017 ... Team placed fourth at National Competition in 2017 ... Played on the Waikato U19 and U23 Club Team ... Team finished first at U19 National Competition in 2017 ... Team finished first at U23 National Competition ... Named to U19 Tournament Team in 2017 ... Played four different sports in high school

**Personal**

Daughter of Phillip and Loanna Smiler ... Has three brothers and a sister ... Played with her sister on Single A national championship team ... Served as student body president at Melville HS in 2017 ... Also plays piano and sax Loves Polynesian dancing ... Human Resource Management major, working on master's degree in biology

Instagram: [kaylee\\_smiler](#)  
Twitter: [KayleeSmiler](#)  
TikTok: [kaylee\\_smiler](#)

**SEASON HIGHS**

Points:	17	Idaho State (12/16/23)
Rebounds:	6	Weber State (11/10/23)
Assists:	7 (x2)	Cincinnati (1/13/24)
Steals:	4 (x2)	at Missouri State (12/20/23)
Blocks:	4	Weber State (11/10/23)
Field Goals:	5 (x2)	at Houston (1/10/24)
3-Pointers:	4	at Houston (1/10/24)
Free Throws:	5 (x3)	Oklahoma (1/3/24)
Minutes:	39 (x3)	TCU (2/21/24)

**CAREER HIGHS**

Points:	19	at Saint Mary's (1/18/20)
Rebounds:	6 (x4)	Weber State (11/10/23)
Assists:	8	at LMU (1/12/23)
Steals:	4 (x3)	at Missouri State (12/20/23)
Blocks:	4 (x2)	Weber State (11/10/23)
Field Goals:	7 (x3)	Ball State (11/26/22)
3-Pointers:	4 (x3)	at Houston (1/10/24)
Free Throws:	6	Oklahoma (11/15/22)
Minutes:	40 (2x)	vs. Washington St. (11/18/22)

**PRODUCTION TRACKER**

Had a double-double	— (0-0)	— (0-0)
Scored 10+ points	7 (4-3)	16 (8-8)
Scored 20+ points	— (0-0)	0 (0-0)
Led BYU in scoring	1 (0-1)	1
Led BYU in rebounds	— (0-0)	—
Led BYU in assists	10 (6-4)	9
Led BYU in steals	6 (3-3)	6
Led BYU in blocks	12 (6-6)	12
Made 5+ FGs	2 (1-1)	5 (3-2)
Made 3+ 3-pt FGs	4 (2-2)	7 (5-2)
Had 3+ assists	21 (12-9)	35 (21-14)
Had 5+ assists	13 (9-4)	13 (9-4)
Had 2+ blocks	9 (6-3)	17 (12-5)
Had 2+ steals	12 (8-4)	20 (15-5)

**2023-24 GAME-BY-GAME**

OPPONENT	DATE	MIN.	FG-FGA	PCT	3FG-FGA	PCT	FT-FTA	PCT	OFF	DEF	REB	AST	BLK	STL	PF	TO	PTS	AVG
at Montana State	11/7	39	4-6	.667	3-3	1.000	3-4	.750	0	3	3	0	0	4	3	0	14	14.0
Weber State	11/10	36	4-6	.667	2-3	.667	0-0	.000	1	5	6	5	4	0	2	2	10	12.0
Utah Valley	11/14	30	0-7	.000	0-0	.000	0-0	.000	1	1	2	5	0	1	4	0	0	8.7
vs. Wake Forest	11/18	32	3-3	1.000	3-3	1.000	1-2	.500	0	1	1	3	1	2	1	4	10	8.5
vs. Saint Louis	11/21	36	2-5	.400	1-3	.333	0-0	.000	1	3	4	5	0	1	3	1	5	7.8
LMU	11/25	33	3-5	.600	1-3	.333	1-2	.500	0	2	2	7	3	1	1	0	8	7.8
at Wyoming	11/28	38	1-5	.200	0-2	.000	0-0	.000	0	0	0	2	1	2	2	1	2	7.0
at Houston (1/10/24)	12/2	36	1-1	1.000	1-1	1.000	1-2	.500	1	4	5	4	0	2	1	2	4	6.6
Utah State	12/5	35	2-4	.500	2-3	.667	1-2	.500	0	3	3	3	1	2	5	3	7	6.7
Boise State	12/9	34	3-6	.500	2-2	1.000	0-2	.000	0	2	2	5	2	2	3	3	8	4.1
Idaho State	12/16	37	5-7	.714	2-4	.500	5-6	.833	0	3	2	3	0	4	3	0	17	7.7
at Missouri State	12/20	38	2-4	.500	1-1	1.000	0-0	.000	0	0	0	0	2	1	4	3	7	7.5
vs. Nevada	12/21																	7.5
DID NOT PLAY (INJURY)																		
at TCU	12/30	39	2-5	.400	1-2	.500	5-7	.714	0	0	0	5	1	0	3	4	9	7.6
Oklahoma	1/3	36	2-6	.333	2-4	.500	5-6	.833	1	2	3	4	1	1	0	4	11	7.9
Iowa State	1/6	33	3-9	.333	3-6	.500	0-0	.000	0	2	2	3	2	1	4	2	9	7.9
at Houston	1/10	35	5-7	.714	4-5	.800	1-2	.500	0	1	1	2	0	0	4	3	15	8.4
Cincinnati	1/13	37	2-2	1.000	1-1	1.000	4-6	.667	0	1	1	7	0	0	3	4	9	8.4
at Oklahoma State	1/17	30	0-2	.000	0-0	.000	2-2	1.000	0	2	2	3	1	1	3	4	2	8.1
Texas Tech	1/20	38	3-5	.600	2-3	.667	1-2	.500	0	4	4	3	1	2	2	2	9	8.1
at Kansas State	1/27	37	3-4	.750	1-1	1.000	2-2	1.000	1	1	2	4	1	2	3	3	9	8.2
at Kansas	1/31	37	0-3	.000	0-1	.000	0-0	.000	0	3	3	1	1	1	1	3	0	7.8
West Virginia	2/3	37	2-3	.667	1-2	.500	2-2	1.000	0	2	2	6	0	1	2	3	7	7.7
Baylor	2/7	34	0-5	.000	0-3	.000	2-2	1.000	0	0	0	6	0	0	2	4	2	7.5
at Cincinnati	2/10	30	2-6	.333	1-4	.250	2-2	1.000	0	2	2	5	2	1	2	1	7	7.5
at UCF	2/13	36	1-1	1.000	1-1	1.000	2-2	1.000	0	4	4	6	2	2	3	2	5	7.4
Kansas	2/17	37	3-10	.300	1-7	.143	0-0	.000	0	2	2	5	2	1	3	0	5	7.3
TCU	2/21	39	3-5	.600	2-2	1.000	2-2	1.000	1	4	5	0	3	1	3	2	10	7.4
at Iowa State	2/25	34	1-4	.250	1-4	.250	0-0	.000	0	2	2	4	1	0	1	3	3	7.4
Houston	2/28	38	1-7	.143	1-5	.200	3-3	1.000	0	1	1	1	0	3	3	1	6	7.2
at Texas	3/2	39	1-4	.250	0-1	.000	2-4	.500	0	1	1	5	0	1	4	4	4	7.1
Big 12 1st Round																		3/7
Big 12 2nd Round																		3/8
Big 12 Quarterfinals																		3/9
Big 12 Semifinals																		3/11
Big 12 Championship																		3/12

**CAREER STATISTICS**

YEAR	GP-GS	MPG	FG-FGA	PCT	3FG-A	PCT	FT-FTA	PCT	OFF-DEF-REB	R/GM	PF-D	A	A/GM	TO	BLK	B/GM	STL	S/GM	PTS	AVG
2019-2020	27-0	9.3	17-44	.386	11-28	.393	3-6	.500	9-35-44	1.6	23-0	21	0.8	17	3	0.1	7	0.3	48	1.8
2020-2021	24-0	16.3	26-66	.394	20-51	.392	2-2	1.000	3-21-24	1.0	30-0	25	1.0	26	7	0.3	16	0.7	74	3.1
2021-2022	22-0	12.2	19-48	.396	10-32	.313	6-8	.750	5-20-25	1.1	22-0	21	1.0	9	3	0.1	10	0.5	54	2.5
2022-2023	31-29	32.1	70-155	.452	45-96	.469	42-53	.768	12-46-58	1.9	82-4	64	2.1	47	28	0.9	24	0.8	227	7.3
2023-2024	30-30	35.7	64-147	.435	39-83	.470	47-64	.734	7-61-68	2.3	75-1	113	3.8	75	33	1.1	41	1.4	214	7.1
<b>TOTAL</b>	<b>134-59</b>	<b>22.2</b>	<b>196-460</b>	<b>.426</b>	<b>125-290</b>	<b>.431</b>	<b>100-133</b>	<b>.752</b>	<b>36-183-219</b>	<b>1.6</b>	<b>232-5</b>	<b>244</b>	<b>1.8</b>	<b>164</b>	<b>74</b>	<b>0.6</b>	<b>98</b>	<b>0.7</b>	<b>617</b>	<b>4.6</b>

**BIG 12 CAREER STATISTICS**

YEAR	GP-GS	MPG	FG-FGA	PCT	3FG-A	PCT	FT-FTA	PCT	OFF-DEF-REB	R/GM	PF-D	A	A/GM	TO	BLK	B/GM	STL	S/GM	PTS	AVG
2023-24	18-18	35.9	34-88	.386	21-52	.404	35-44	.795	3-34-37	2.1	43-0	70	3.9	49	17	0.9	20	1.1	124	6.9
<b>TOTAL</b>	<b>18-18</b>	<b>35.9</b>	<b>34-88</b>	<b>.386</b>	<b>21-52</b>	<b>.404</b>	<b>35-44</b>	<b>.795</b>	<b>3-34-37</b>	<b>2.1</b>	<b>43-0</b>	<b>70</b>	<b>3.9</b>	<b>49</b>	<b>17</b>	<b>0.9</b>	<b>20</b>	<b>1.1</b>	<b>124</b>	<b>6.9</b>





12



# LAUREN GUSTIN

SENIOR | 6-1 | FORWARD | SALEM, UTAH | SALT LAKE CC/SALEM HIGH SCHOOL

**2022-23**  
 Started all 33 games...led NCAA in rebounds per game (16.7)...led NCAA in defensive rebounds per game (11.7)...second in the NCAA in double-doubles (27)...third in the NCAA in minutes per game (38.3)...fourth in offensive rebounds per game (5.0)...broke single-season BYU rebounding record (552); Gustin's 552 rebounds is good for 3rd most in NCAA history... named West Coast Conference Co-Defensive Player of the Year...Preseason and Midseason Top 10 for Katrina McClain Award...Naismith Defensive Player of the Year Watch List...Three-time WCC Player of the Week (Dec. 5, Jan. 9, Feb. 20)...averaged 16.1 points per game, 16.7 rebounds, 2.0 assists

**2021-22**  
 All-WCC First Team...Finalist for Katrina McClain Award...Led WCC and No. 8 nationally in rebounding average (11.6)...14 double-doubles (No. 28 nationally)...Career-high 21 rebounds at Oklahoma (Dec. 10, 2021)...Led WCC in total rebounds (335) and No. 17 nationally...No. 4 in single-season history at BYU with 335 boards...Led WCC with 4.3 offensive rebounds per game...WCC Player of the Week (Dec. 27, 2021)...Scored in double figures 19 times...double-digit rebounds in 23 games...Shot 50.7 percent from the field (No. 7 in WCC)...No. 14 in career rebounds at BYU with 638

**2020-21**

Named AP All-America Honorable Mention...Garnered All-WCC First Team honors...Named WCC Player of the Week on Jan. 18...Led the nation at one point in rebounds per game. Finished the season ranked sixth in the country in the category and first in the WCC with a 12.6 average. Ranked fifth nationally in defensive rebounds per game (9.1)...Tallied 27 points and 20 rebounds, both season-highs, versus Pepperdine on Feb. 4. Her 20 rebounds were the sixth most by a BYU women's basketball player in Marriott Center history and the most since Tina Gunn pulled down 23 boards vs. Utah State in 1980...Ranked 11th in the country in double-doubles with 15...On the team, ranked third in scoring (11.3 ppg) and second in steals (1.0 SPG)...Was the team's leading rebounder in 21 of 24 games played

**2019-2020**  
 Played one season averaging a double-double with 19.1 points and 13.1 rebounds per game...Named NJCAA All-America Honorable Mention

**Personal**  
 Daughter of Scarlett and John Gustin...three brothers and one sister... Mom (Scarlett Overly) played basketball at BYU from 1987-1989 where she was a third-team All-American and all-conference honoree...Father played quarterback at Wyoming... Brother (Porter) plays for the Miami Dolphins after playing linebacker and defensive end at USC.

Instagram: [laurengustin0](#)  
 Twitter: [laurengustin0](#)  
 TikTok: [laurengustin0](#)

**SEASON HIGHS**

Points:	33	Kansas (2/17/24)
Rebounds:	22	vs. Wake Forest (11/18/23)
Assists:	6	Utah Valley (11/14/23)
Steals:	2	Idaho State (12/16/23)
Blocks:	2	at Cincinnati (2/10/24)
Field Goals:	13	Kansas (2/17/24)
3-Pointers:	1	Kansas (2/17/24)
Free Throws:	6	Kansas (2/17/24)
Minutes:	44 (OT)	Idaho State (12/16/23)

**CAREER HIGHS**

Points:	33	Kansas (2/17/24)
Rebounds:	27	San Francisco (3/4/23)
Assists:	8	vs. Troy (11/19/22)
Steals:	4	at Oklahoma (12/10/21)
Blocks:	2 (x5)	at Cincinnati (2/10/24)
Field Goals:	14 (x2)	at Santa Clara (2/16/23)
3-Pointers:	1 (x4)	Kansas (2/17/24)
Free Throws:	7	at Utah State (2/7/20)
Minutes:	45	Pepperdine (2/9/23)

**PRODUCTION TRACKER**

Had a double-double	29 (15-14)	85 (58-27)
Scored 10+ points	30 (15-15)	91 (60-31)
Scored 20+ points	11 (6-5)	25 (15-9)
Led BYU in scoring	18 (8-10)	18
Led BYU in rebounds	31 (16-15)	31
Led BYU in assists	3 (1-2)	3
Led BYU in steals	2 (0-2)	2 (0-2)
Led BYU in blocks	3 (1-2)	3 (1-2)
Had 3+ assists	8 (3-5)	28 (15-13)
Had 2+ blocks	1 (1-0)	1 (1-0)
Had 10+ rebounds	30 (16-14)	107 (68-39)
Had 15+ rebounds	17 (10-7)	48 (31-17)
Had 20+ rebounds	7 (5-2)	19 (13-6)
Had 24+ rebounds	-(0-0)	4 (3-1)

**2023-24 GAME-BY-GAME**

OPPONENT	DATE	MIN.	FG-FGA	PCT	3FG-FGA	PCT	FT-FTA	PCT	OFF	DEF	REB	AST	BLK	STL	PF	TO	PTS	AVG
at Montana State	11/7	35	3-10	.300	0-0	.000	3-6	.500	4	7	11	0	0	1	4	2	9	9.0
Weber State	11/10	29	10-13	.769	0-0	.000	4-8	.500	1	11	12	1	0	0	2	2	24	16.5
Utah Valley	11/14	39	6-12	.500	0-0	.000	1-6	.167	11	10	21	6	1	0	1	6	13	15.3
vs. Wake Forest	11/18	29	6-12	.500	0-0	.000	1-2	.500	5	17	22	2	0	1	2	6	13	14.8
vs. Saint Louis	11/21	33	7-12	.583	0-0	.000	2-5	.400	1	12	13	2	0	1	4	2	16	15.0
LMU	11/25	35	6-8	.750	0-0	.000	3-6	.500	1	14	15	0	1	0	3	4	15	15.0
at Wyoming	11/28	39	11-18	.611	0-0	.000	2-2	1.000	2	6	8	4	0	0	2	3	24	16.3
at Utah	12/2	34	8-14	.571	0-1	.000	1-2	.500	4	10	14	3	1	1	5	4	17	16.4
Utah State	12/5	40	8-15	.533	0-1	.000	5-13	.385	6	15	21	2	0	0	4	5	21	16.9
Boise State	12/9	34	6-11	.545	0-0	.000	4-10	.400	7	11	18	2	0	0	2	6	16	16.8
Idaho State	12/16	44	8-19	.421	0-2	.000	2-6	.333	12	9	21	3	0	0	2	5	18	16.9
at Missouri State	12/20	40	5-10	.500	0-0	.000	1-2	.500	4	9	13	4	0	0	2	4	11	16.4
vs. Nevada	12/21	34	11-15	.733	0-0	.000	1-6	.166	3	10	13	1	0	0	2	2	23	16.9
at TCU	12/30	39	5-17	.294	0-1	.000	0-0	.000	6	10	16	0	0	1	2	0	10	16.4
Oklahoma	1/3	36	7-12	.583	0-0	.000	1-3	.333	8	12	20	0	0	0	4	1	15	16.3
Iowa State	1/6	38	7-17	.412	0-0	.000	0-3	.000	4	10	14	4	0	0	3	2	14	16.2
at Houston	1/10	40	7-12	.583	0-0	.000	0-0	.000	8	9	17	1	1	0	3	3	14	16.1
Cincinnati	1/13	30	4-8	.500	0-0	.000	3-4	.750	2	8	10	2	0	1	3	3	11	15.8
at Oklahoma State	1/17	34	4-9	.444	0-1	.000	2-7	.286	4	6	10	3	0	0	1	4	10	15.5
Texas Tech	1/20	36	8-17	.471	0-0	.000	1-2	.500	8	6	14	1	0	1	3	1	17	15.6
at Kansas State	1/27	40	12-23	.522	0-0	.000	1-2	.500	6	15	21	2	0	0	4	3	25	16.0
at Kansas	1/31	36	5-22	.227	0-1	.000	0-0	.000	5	5	10	1	0	1	5	1	10	15.7
West Virginia	2/3	38	8-15	.533	0-0	.000	0-2	.000	6	8	14	2	1	1	1	3	16	15.7
Baylor	2/7	39	9-14	.643	0-0	.000	5-6	.833	4	12	16	1	0	0	3	3	23	16.0
at Cincinnati	2/10	39	10-16	.625	0-0	.000	1-2	.500	3	17	20	1	2	0	3	1	21	16.2
at UCF	2/13	39	11-17	.647	0-1	.000	0-0	.000	3	12	15	1	0	1	1	2	22	16.5
Kansas	2/17	40	13-21	.619	1-1	1.000	6-10	.600	8	10	18	1	1	1	4	5	33	17.1
TCU	2/21	39	6-15	.400	0-0	.000	1-1	1.000	6	10	16	4	0	1	4	2	13	16.9
at Iowa State	2/25	39	10-20	.500	0-0	.000	2-3	.667	4	7	11	2	0	0	2	3	22	17.2
Houston	2/28	38	8-18	.444	0-0	.000	3-4	.750	5	12	17	1	0	1	2	6	19	17.2
at Texas	3/2	39	10-20	.500	0-1	.000	0-0	.000	6	9	15	1	0	0	2	4	20	17.3
Big 12 1st Round																		3/7
Big 12 2nd Round																		3/8
Big 12 Quarterfinals																		3/9
Big 12 Semifinals																		3/11
Big 12 Championship																		3/12

**CAREER STATISTICS**

YEAR	GP-GS	MPG	FG-FGA	PCT	3FG-A	PCT	FT-FTA	PCT	OFF-DEF-REB	R/GM	PF-D	A	A/GM	TO	BLK	B/GM	STL	S/GM	PTS	AVG
2020-2021	24-24	32.7	114-241	.473	0-3	.000	44-64	.688	85-218-303	12.6	53-1	48	2.0	54	6	0.3	23	1.0	272	11.3
2021-2022	29-29	29.1	141-278	.507	0-1	.000	29-60	.483	126-209-335	11.6	56-1	28	1.0	36	7	0.2	37	1.3	311	10.7
2022-2023	33-33	38.3	229-462	.496	3-15	.200	71-130	.546	165-387-552	16.7	87-2	66	2.0	93	16	0.5	23	0.7	532	16.1
2023-2024	31-31	36.8	239-462	.517	1-10	.100	56-123	.455	157-319-476	15.4	85-2	58	1.9	98	8	0.3	15	0.5	535	17.3
--	--	--	--	--	--	--	--	--	--	--	--	--	--	--	--	--	--	--	--	--
<b>TOTAL</b>	<b>117-117</b>	<b>34.5</b>	<b>723-1443</b>	<b>.501</b>	<b>4-229</b>	<b>.138</b>	<b>200-377</b>	<b>.531</b>	<b>533-1133-1666</b>	<b>14.2</b>	<b>281-6</b>	<b>200</b>	<b>1.7</b>	<b>281</b>	<b>37</b>	<b>0.3</b>	<b>98</b>	<b>0.8</b>	<b>1650</b>	<b>14.1</b>

**BIG 12 CAREER STATISTICS**

YEAR	GP-GS	MPG	FG-FGA	PCT	3FG-A	PCT	FT-FTA	PCT	OFF-DEF-REB	R/GM	PF-D	A	A/GM	TO	BLK	B/GM	STL	S/GM	PTS	AVG
2023-24	18-18	37.6	144-293	.491	1-6	.167	26-49	.531	96-178-274	15.2	50-1	28	1.6	47	5	0.3	9	0.5	315	17.5
<b>TOTAL</b>	<b>18-18</b>	<b>37.6</b>	<b>144-293</b>	<b>.491</b>	<b>1-6</b>	<b>.167</b>	<b>26-49</b>	<b>.531</b>	<b>96-178-274</b>	<b>15.2</b>	<b>50-1</b>	<b>28</b>	<b>1.6</b>	<b>47</b>	<b>5</b>	<b>0.3</b>	<b>9</b>	<b>0.5</b>	<b>315</b>	<b>17.5</b>



15



# MCKINLEY WILLARDSON

FRESHMAN | 6-1 | FORWARD | CORONA, CALIFORNIA | SANTIAGO HIGH SCHOOL

**High School**

Four-year starter and team captain at Santiago High School... California Division I All-State Honoree...Led her team to the 2023 California Division I State Championship...Scored 12.1 points while grabbing 8.9 rebounds per contest during her senior year...Citrus Belt Area Female Athlete of the Year... Holds her high school single-game scoring record with 48 points (as a sophomore)...Averaged 23 points, 12 rebounds and 3 blocks per game in the California State playoffs... Played for EYBL "Team Why Not," sponsored by Air Jordan ...4x All-Conference Scholar Athlete with a 4.0 GPA...Also recruited by St. Mary's, Portland State, San Jose St, Idaho State, Cal State Northridge, Utah Valley, Sacramento State, Cal State Monterey, Cal State Bakersfield and Cal Poly Pomona

**Personal**

Daughter of Chad and Amber Willardson...Oldest of five children...Cousins Kristen Riley, Lauren Riley and Taylor Maughan played basketball at BYU...Earned the National Seal of Biliiteracy (Spanish) in 2023...Played volleyball and lacrosse in high school...Enjoys surfing, snow skiing, flying planes, painting, concerts and plays

**2023-24 GAME-BY-GAME**

OPPONENT	DATE	MIN.	FG-FGA	PCT	3FG-FGA	PCT	FT-FTA	PCT	OFF	DEF	REB	AST	BLK	STL	PF	TO	PTS	AVG
at Montana State	11/7																	
Weber State	11/10	1	1-1	1.000	0-0	.000	0-0	.000	1	0	1	0	0	0	0	0	2	2.0
Utah Valley	11/14																	
vs. Wake Forest	11/18	2	0-0	.000	0-0	.000	0-0	.000	0	0	0	1	0	0	1	0	0	1.0
vs. Saint Louis	11/21																	
LMU	11/25																	
at Wyoming	11/28																	
at Utah	12/2																	
Utah State	12/5																	
Boise State	12/9	1	0-0	.000	0-0	.000	0-0	.000	0	0	0	0	0	0	0	0	0	0.7
Idaho State	12/16																	
at Missouri State	12/20																	
vs. Nevada	12/21																	
at TCU	12/30																	
Oklahoma	1/3	1	0-0	.000	0-0	.000	1-2	.500	0	0	0	0	0	0	0	1	0	0.8
Iowa State	1/6																	
at Houston	1/10																	
Cincinnati	1/13																	
at Oklahoma State	1/17	1	0-0	.000	0-0	.000	0-0	.000	0	0	0	0	0	0	1	0	0	0.6
Texas Tech	1/20																	
at Kansas State	1/27																	
at Kansas	1/31																	
West Virginia	2/3																	
Baylor	2/7																	
at Cincinnati	2/10																	
at UCF	2/13																	
Kansas	2/17																	
TCU	2/21																	
at Iowa State	2/25																	
Houston	2/28																	
at Texas	3/2																	
Big 12 1st Round	3/7																	
Big 12 2nd Round	3/8																	
Big 12 Quarterfinals	3/9																	
Big 12 Semifinals	3/11																	
Big 12 Championship	3/12																	

**SEASON HIGHS**

Points:	2	Weber State (11/10/23)
Rebounds:	1	Weber State (11/10/23)
Assists:	-	
Steals:	-	
Blocks:	-	
Field Goals:	1	Weber State (11/10/23)
3-Pointers:	-	
Free Throws:	1	Oklahoma (1/3/24)
Minutes:	2	vs. Wake Forest (11/18/23)

**CAREER HIGHS**

Points:	2	Weber State (11/10/23)
Rebounds:	1	Weber State (11/10/23)
Assists:	-	
Steals:	-	
Blocks:	-	
Field Goals:	1	Weber State (11/10/23)
3-Pointers:	-	
Free Throws:	1	Oklahoma (1/3/24)
Minutes:	2	vs. Wake Forest (11/18/23)

**PRODUCTION TRACKER**

	2023-24	Career
Had a double-double	- (0-0)	- (0-0)
Scored 10+ points	- (0-0)	- (0-0)
Scored 20+ points	- (0-0)	- (0-0)
Led BYU in scoring	- (0-0)	- (0-0)
Led BYU in rebounds	- (0-0)	- (0-0)
Led BYU in assists	- (0-0)	- (0-0)
Led BYU in steals	- (0-0)	- (0-0)
Led BYU in blocks	- (0-0)	- (0-0)
Made 5+ FGs	- (0-0)	- (0-0)
Made 3+ 3-pt FGs	- (0-0)	- (0-0)
Had 3+ assists	- (0-0)	- (0-0)
Had 3+ blocks	- (0-0)	- (0-0)
Had 5+ rebounds	- (0-0)	- (0-0)
Had 10+ rebounds	- (0-0)	- (0-0)

**CAREER STATISTICS**

YEAR	GP-GS	MPG	FG-FGA	PCT	3FG-A	PCT	FT-FTA	PCT	OFF-DEF-REB	R/GM	PF-D	A	A/GM	TO	BLK	B/GM	STL	S/GM	PTS	AVG
2023-2024	5-0	1.4	1-1	1.000	0-0	.000	1-2	.500	1-0-1	0.2	0-0	1	0.2	1	0	0.0	0	0.0	3	0.6
-	-	-	-	-	-	-	-	-	-	-	-	-	-	-	-	-	-	-	-	-
-	-	-	-	-	-	-	-	-	-	-	-	-	-	-	-	-	-	-	-	-
-	-	-	-	-	-	-	-	-	-	-	-	-	-	-	-	-	-	-	-	-
<b>TOTAL</b>	<b>5-0</b>	<b>1.4</b>	<b>1-1</b>	<b>1.000</b>	<b>0-0</b>	<b>.000</b>	<b>1-2</b>	<b>.500</b>	<b>1-0-1</b>	<b>0.2</b>	<b>0-0</b>	<b>1</b>	<b>0.2</b>	<b>1</b>	<b>0</b>	<b>0.0</b>	<b>0</b>	<b>0.0</b>	<b>3</b>	<b>0.6</b>

**BIG 12 CAREER STATISTICS**

YEAR	GP-GS	MPG	FG-FGA	PCT	3FG-A	PCT	FT-FTA	PCT	OFF-DEF-REB	R/GM	PF-D	A	A/GM	TO	BLK	B/GM	STL	S/GM	PTS	AVG
2023-24	2-0	1.2	0-0	.000	0-0	.000	1-2	.500	0-0-0	0.0	0-0	0	0.0	0	0	0.0	0	0.0	1	0.5
-	-	-	-	-	-	-	-	-	-	-	-	-	-	-	-	-	-	-	-	-
-	-	-	-	-	-	-	-	-	-	-	-	-	-	-	-	-	-	-	-	-
<b>TOTAL</b>	<b>2-0</b>	<b>1.2</b>	<b>0-0</b>	<b>.000</b>	<b>0-0</b>	<b>.000</b>	<b>1-2</b>	<b>.500</b>	<b>0-0-0</b>	<b>0.0</b>	<b>0-0</b>	<b>0</b>	<b>0.0</b>	<b>0</b>	<b>0</b>	<b>0.0</b>	<b>0</b>	<b>0.0</b>	<b>1</b>	<b>0.5</b>



20



# MARINA MATA

FRESHMAN | 6-1 | FORWARD | BARBASTRO, SPAIN | INSTITUTO JOAQUIM BLUME EN BARCELONA

**Before BYU**  
 Played for the U18 Spanish National Team in the U18 Women's European Championship where she helped Spain earn a bronze medal in the tournament while averaging 11.2 points, 6.5 rebounds and 0.8 assists.

**Personal**  
 Daughter of Patricia y Miguel Ángel...Has a brother named Sergio...Played for the Spanish World Cup Team...Working on a degree in psychology

In Spain's win over Latvia in the opening round, Mata went 6-for-6 from the field to total 16 points, 9 rebounds, two assists and two blocks.

Instagram: [marinamata\\_](#)  
 Twitter: [marinamata\\_](#)  
 TikTok: [marinamata\\_](#)

## 2023-24 GAME-BY-GAME

OPPONENT	DATE	MIN.	FG-FGA	PCT	3FG-FGA	PCT	FT-FTA	PCT	OFF	DEF	REB	AST	BLK	STL	PF	TO	PTS	AVG
at Montana State	11/7																	
Weber State	11/10	8	0-1	.000	0-1	.000	0-0	.000	0	0	0	0	0	0	0	0	0	0.0
Utah Valley	11/14	1	0-0	.000	0-0	.000	0-0	.000	0	0	0	0	0	0	0	0	0	0.0
vs. Wake Forest	11/18	6	0-1	.000	0-0	.000	2-2	1.000	0	1	1	0	0	0	3	2	2	0.6
vs. Saint Louis	11/21	2	0-0	.000	0-0	.000	0-0	.000	0	0	0	0	0	0	1	1	0	0.5
LMU	11/25																	
at Wyoming	11/28																	
at Utah	12/2	1	0-0	.000	0-0	.000	0-0	.000	0	0	0	0	0	0	0	0	0	0.4
Utah State	12/5	1	0-0	.000	0-0	.000	0-0	.000	0	0	0	0	0	0	0	0	0	0.3
Boise State	12/9	2	0-0	.000	0-0	.000	0-0	.000	0	0	0	0	0	0	0	1	0	0.3
Idaho State	12/16																	
at Missouri State	12/20																	
vs. Nevada	12/21	1	0-0	.000	0-0	.000	0-0	.000	0	0	0	0	0	0	0	0	0	0.3
at TCU	12/30	1	0-0	.000	0-0	.000	0-0	.000	0	0	0	0	0	0	0	0	0	0.2
Oklahoma	1/3	1	0-0	.000	0-0	.000	0-0	.000	0	0	0	0	0	0	0	0	0	0.2
Iowa State	1/6																	
at Houston	1/10																	
Cincinnati	1/13																	
at Oklahoma State	1/17	3	0-0	.000	0-0	.000	0-0	.000	1	1	0	0	0	0	0	0	0	0.2
Texas Tech	1/20																	
at Kansas State	1/27																	
at Kansas	1/31																	
West Virginia	2/3																	
Baylor	2/7																	
at Cincinnati	2/10																	
at UCF	2/13																	
Kansas	2/17																	
TCU	2/21																	
at Iowa State	2/25																	
Houston	2/28																	
at Texas	3/2																	
Big 12 1st Round	3/7																	
Big 12 2nd Round	3/8																	
Big 12 Quarterfinals	3/9																	
Big 12 Semifinals	3/11																	
Big 12 Championship	3/12																	

SEASON HIGHS

Points:	2	vs. Wake Forest (11/18/23)
Rebounds:	1	vs. Wake Forest (11/18/23)
Assists:	-	
Steals:	-	
Blocks:	-	
Field Goals:	-	
3-Pointers:	-	
Free Throws:	2	vs. Wake Forest (11/18/23)
Minutes:	8	Weber State (11/10/23)

CAREER HIGHS

Points:	2	vs. Wake Forest (11/18/23)
Rebounds:	1	vs. Wake Forest (11/18/23)
Assists:	-	
Steals:	-	
Blocks:	-	
Field Goals:	-	
3-Pointers:	-	
Free Throws:	2	vs. Wake Forest (11/18/23)
Minutes:	8	Weber State (11/10/23)

PRODUCTION TRACKER

	2023-24	Career
Had a double-double	- (0-0)	- (0-0)
Scored 10+ points	- (0-0)	- (0-0)
Scored 20+ points	- (0-0)	- (0-0)
Led BYU in scoring	- (0-0)	- (0-0)
Led BYU in rebounds	- (0-0)	- (0-0)
Led BYU in assists	- (0-0)	- (0-0)
Led BYU in steals	- (0-0)	- (0-0)
Led BYU in blocks	- (0-0)	- (0-0)
Made 5+ FGs	- (0-0)	- (0-0)
Made 3+ 3-pt FGs	- (0-0)	- (0-0)
Had 3+ assists	- (0-0)	- (0-0)
Had 3+ blocks	- (0-0)	- (0-0)
Had 5+ rebounds	- (0-0)	- (0-0)
Had 10+ rebounds	- (0-0)	- (0-0)

## CAREER STATISTICS

YEAR	GP-GS	MPG	FG-FGA	PCT	3FG-A	PCT	FT-FTA	PCT	OFF-DEF-REB	R/GM	PF-D	A	A/GM	TO	BLK	B/GM	STL	S/GM	PTS	AVG
2023-2024	11-0	2.3	0-2	.000	0-1	.000	2-2	1.000	0-2-2	0.2	4-0	0	0.0	4	0	0.0	0	0.0	2	0.2
-	-	-	-	-	-	-	-	-	-	-	-	-	-	-	-	-	-	-	-	-
-	-	-	-	-	-	-	-	-	-	-	-	-	-	-	-	-	-	-	-	-
-	-	-	-	-	-	-	-	-	-	-	-	-	-	-	-	-	-	-	-	-
-	-	-	-	-	-	-	-	-	-	-	-	-	-	-	-	-	-	-	-	-
<b>TOTAL</b>	<b>11-0</b>	<b>2.3</b>	<b>0-2</b>	<b>.000</b>	<b>0-1</b>	<b>.000</b>	<b>2-2</b>	<b>1.000</b>	<b>0-2-2</b>	<b>0.2</b>	<b>4-0</b>	<b>0</b>	<b>0.0</b>	<b>4</b>	<b>0</b>	<b>0.0</b>	<b>0</b>	<b>0.0</b>	<b>2</b>	<b>0.2</b>

## BIG 12 CAREER STATISTICS

YEAR	GP-GS	MPG	FG-FGA	PCT	3FG-A	PCT	FT-FTA	PCT	OFF-DEF-REB	R/GM	PF-D	A	A/GM	TO	BLK	B/GM	STL	S/GM	PTS	AVG
2023-24	3-0	1.8	0-0	.000	0-0	.000	0-0	.000	0-1-1	0.3	0-0	0	0-0	0	0	0.0	0	0.0	0	0.0
-	-	-	-	-	-	-	-	-	-	-	-	-	-	-	-	-	-	-	-	-
-	-	-	-	-	-	-	-	-	-	-	-	-	-	-	-	-	-	-	-	-
-	-	-	-	-	-	-	-	-	-	-	-	-	-	-	-	-	-	-	-	-
<b>TOTAL</b>	<b>3-0</b>	<b>1.8</b>	<b>0-0</b>	<b>.000</b>	<b>0-0</b>	<b>.000</b>	<b>0-0</b>	<b>.000</b>	<b>0-1-1</b>	<b>0.3</b>	<b>0-0</b>	<b>0</b>	<b>0-0</b>	<b>0</b>	<b>0</b>	<b>0.0</b>	<b>0</b>	<b>0.0</b>	<b>0</b>	<b>0.0</b>



21



# HEATHER HAMSON

JUNIOR | 6-3 | FORWARD | LINDON, UTAH | PLEASANT GROVE HIGH SCHOOL  
2022-23

Hamson appeared in 21 games for the Cougars during the 2022-23 campaign and contributed 1.1 points on 53.3 percent shooting, 0.4 rebounds per game.

**High School**

Earned Utah 5A All-State selection in 2021 at Pleasant Grove High School...Named to the Utah 5A Academic All-State Team...Also earned All-State honors in volleyball where she led Pleasant Grove to the 2019 5A volleyball state championship

**Personal**

Daughter of David and Tresa...Mother, Tresa Spaulding Hamson, played basketball at BYU from 1983-1987. Heather's sisters Jennifer and Sara also suited up for the BYU women's team...Majoring in exercise science with the desire to go into athletic training

**2023-24 GAME-BY-GAME**

OPPONENT	DATE	MIN.	FG-FGA	PCT	3FG-FGA	PCT	FT-FTA	PCT	OFF	DEF	REB	AST	BLK	STL	PF	TO	PTS	AVG
at Montana State	11/7	1	0-0	.000	0-0	.000	0-0	.000	0	0	0	0	0	0	0	0	0	0.0
Weber State	11/10	6	1-2	.500	0-0	.000	1-3	.333	0	0	0	1	0	1	0	0	3	1.5
Utah Valley	11/14	1	0-0	.000	0-0	.000	0-0	.000	0	0	0	0	0	0	1	1	0	1.0
vs. Wake Forest	11/18	4	0-1	.000	0-0	.000	0-0	.000	0	3	3	0	1	0	1	0	0	0.8
vs. Saint Louis	11/21	2	0-0	.000	0-0	.000	0-0	.000	0	0	0	0	0	0	0	0	0	0.6
Weber State (11/10/23)	11/25	2	0-0	.000	0-0	.000	0-0	.000	0	0	0	0	0	0	0	1	0	0.5
at Wyoming	11/28																	DID NOT PLAY
at Utah	12/2	1	0-0	.000	0-0	.000	0-0	.000	0	0	0	0	0	0	0	0	0	0.4
Utah State	12/5																	DID NOT PLAY
Boise State	12/9	2	1-1	1.000	0-0	.000	0-0	.000	0	0	0	0	0	0	0	0	2	0.6
Idaho State	12/16																	DID NOT PLAY
at Missouri State	12/20																	DID NOT PLAY
vs. Nevada	12/21	9	3-3	1.000	0-0	.000	0-0	.000	0	0	0	0	0	0	1	0	6	1.2
at TCU	12/30	5	0-1	.000	0-0	.000	0-0	.000	0	0	0	0	0	0	0	1	0	1.1
Oklahoma	1/3																	DID NOT PLAY
Iowa State	1/6																	DID NOT PLAY
at Houston	1/10																	DID NOT PLAY
Cincinnati	1/13																	DID NOT PLAY
at Oklahoma State	1/17	2	0-0	.000	0-0	.000	2-2	1.000	2	1	3	0	0	0	0	2	2	1.2
Texas Tech	1/20																	DID NOT PLAY
at Kansas State	1/27																	DID NOT PLAY
at Kansas	1/31																	DID NOT PLAY
West Virginia	2/3																	DID NOT PLAY
Baylor	2/7																	DID NOT PLAY
at Cincinnati	2/10																	DID NOT PLAY
at UCF	2/13																	DID NOT PLAY
Kansas	2/17	1	0-0	.000	0-0	.000	0-0	.000	0	0	0	0	0	0	0	0	0	1.1
TCU	2/21																	DID NOT PLAY
at Iowa State	2/25																	DID NOT PLAY
Houston	2/28																	DID NOT PLAY
at Texas	3/2	1	0-0	.000	0-0	.000	0-0	.000	0	0	0	0	0	0	0	1	0	1.0
Big 12 1st Round	3/7																	
Big 12 2nd Round	3/8																	
Big 12 Quarterfinals	3/9																	
Big 12 Semifinals	3/11																	
Big 12 Championship	3/12																	

Instagram: [heather\\_hamson21](#)  
Twitter: [heath\\_bar1312](#)

**SEASON HIGHS**

Points:	6	vs. Nevada (12/21/23)
Rebounds:	-	
Assists:	1	Weber State (11/10/23)
Steals:	1	Weber State (11/10/23)
Blocks:	-	
Field Goals:	3	vs. Nevada (12/21/23)
3-Pointers:	-	
Free Throws:	2	at Oklahoma St. (1/17/24)
Minutes:	9	vs. Nevada (12/21/23)

**CAREER HIGHS**

Points:	6 (x3)	vs. Nevada (12/21/23)
Rebounds:	2 (2x)	Pepperdine (3/3/23)
Assists:	1 (6x)	LMU (2/11/23)
Steals:	1	Saint Mary's (12/31/22)
Blocks:	2	Saint Mary's (12/31/22)
Field Goals:	3	vs. Nevada (12/21/23)
3-Pointers:	-	
Free Throws:	4	at LMU (1/12/23)
Minutes:	14	at LMU (1/12/23)

**PRODUCTION TRACKER**

Had a double-double	- (0-0)	- (0-0)
Scored 10+ points	- (0-0)	- (0-0)
Scored 20+ points	- (0-0)	- (0-0)
Led BYU in scoring	- (0-0)	- (0-0)
Led BYU in rebounds	- (0-0)	- (0-0)
Led BYU in assists	- (0-0)	- (0-0)
Led BYU in steals	- (0-0)	- (0-0)
Led BYU in blocks	- (0-0)	- (0-0)
Made 5+ FGs	- (0-0)	- (0-0)
Made 3+ 3-pt FGs	- (0-0)	- (0-0)
Had 3+ assists	- (0-0)	- (0-0)
Had 3+ blocks	- (0-0)	- (0-0)
Had 5+ rebounds	- (0-0)	- (0-0)
Had 10+ rebounds	- (0-0)	- (0-0)

**CAREER STATISTICS**

YEAR	GP-GS	MPG	FG-FGA	PCT	3FG-A	PCT	FT-FTA	PCT	OFF-DEF-REB	R/GM	PF-D	A	A/GM	TO	BLK	B/GM	STL	S/GM	PTS	AVG
2022-23	21-0	4.2	8-15	.533	0-0	.000	7-8	.875	4-5-9	0.4	12-0	6	0.3	8	2	0.1	1	0.1	23	1.1
2023-24	13-0	2.8	5-8	.625	0-0	.000	3-5	.600	2-4-6	0.5	4-0	1	0.1	5	1	0.1	1	0.1	13	1.0
--	--	--	--	--	--	--	--	--	--	--	--	--	--	--	--	--	--	--	--	--
--	--	--	--	--	--	--	--	--	--	--	--	--	--	--	--	--	--	--	--	--
<b>TOTAL</b>	<b>34-0</b>	<b>3.7</b>	<b>13-23</b>	<b>.565</b>	<b>0-0</b>	<b>.000</b>	<b>10-13</b>	<b>.769</b>	<b>6-9-15</b>	<b>0.4</b>	<b>16-0</b>	<b>7</b>	<b>0.2</b>	<b>13</b>	<b>3</b>	<b>0.1</b>	<b>2</b>	<b>0.1</b>	<b>36</b>	<b>1.1</b>

**BIG 12 CAREER STATISTICS**

YEAR	GP-GS	MPG	FG-FGA	PCT	3FG-A	PCT	FT-FTA	PCT	OFF-DEF-REB	R/GM	PF-D	A	A/GM	TO	BLK	B/GM	STL	S/GM	PTS	AVG
2023-24	4-0	2.2	0-1	.000	0-0	.000	2-2	1.000	2-1-3	0.8	1-0	0	0.0	3	0	0.0	0	0.0	2	0.5
<b>TOTAL</b>	<b>4-0</b>	<b>2.2</b>	<b>0-1</b>	<b>.000</b>	<b>0-0</b>	<b>.000</b>	<b>2-2</b>	<b>1.000</b>	<b>2-1-3</b>	<b>0.8</b>	<b>1-0</b>	<b>0</b>	<b>0.0</b>	<b>3</b>	<b>0</b>	<b>0.0</b>	<b>0</b>	<b>0.0</b>	<b>2</b>	<b>0.5</b>



24



# ROSE BUBAKAR

JUNIOR | 6-0 | GUARD | FREDERICK, MARYLAND | FREDERICK HIGH SCHOOL  
2022-23

Appeared in all 33 games, starting in 11 for the Cougars a year ago...Bubakar contributed 6.7 points per contest on a 44.6 percent clip...the sophomore also grabbed 3.0 rebounds, dished 1.0 assists and 0.6 assists.

**Before BYU**

Prepped at Frederick High School where she was a three-time all-state selection...Two-time state champion...Won two CMS titles...Three-time CMC divisional champ...Helped win three region titles

**Personal**

Parents are Caroline and Kabeya Bubakar... Undecided on major...Loves to dance and can play guitar and piano

**2021-22**

Played in 18 games...Averaged 6.6 minutes per game, scoring 2.2 points...Shot 34.1 percent from the field...Averaged 1.6 rebounds...Season-high 8 points against Utah State...Scored 6 points against Santa Clara with two 3-pointers...Season-high 4 rebounds against Pacific...Played a season-high 11 minutes against Pepperdine and had 3 points, 1 assist, 1 steal and 3 rebounds

**2023-24 GAME-BY-GAME**

OPPONENT	DATE	MIN.	FG-FGA	PCT	3FG-FGA	PCT	FT-FTA	PCT	OFF	DEF	REB	AST	BLK	STL	PF	TO	PTS	AVG
at Montana State	11/7	11	1-4	.250	0-2	.000	0-1	.000	0	3	3	0	0	1	1	1	2	2.0
Weber State	11/10	9	1-2	.500	1-2	.500	1-2	.500	1	2	3	2	0	0	1	2	4	3.0
Utah Valley	11/14	6	0-1	.000	0-0	.000	0-0	.000	0	0	0	0	0	0	0	2	0	2.0
vs. Wake Forest	11/18	20	1-4	.250	0-3	.000	0-0	.000	1	1	2	1	0	1	1	0	2	2.0
vs. Saint Louis	11/21	20	1-5	.200	0-4	.000	6-6	1.000	1	1	2	1	0	2	2	2	8	3.2
LMU	11/25	12	0-2	.000	0-1	.000	2-2	1.000	1	0	1	0	0	0	0	1	2	3.0
at Wyoming	11/28	5	0-1	.000	0-1	.000	0-0	.000	2	0	1	0	0	0	0	0	0	2.6
at Utah	12/2	4	0-1	.000	0-1	.000	0-0	.000	1	0	1	0	0	1	0	1	0	2.3
Utah State	12/5	4	0-0	.000	0-0	.000	0-0	.000	0	0	0	0	0	0	0	0	0	2.0
Boise State	12/9	16	1-5	.200	0-1	.000	0-0	.000	1	4	5	1	0	0	1	0	2	2.0
Idaho State	12/16	7	1-1	1.000	0-0	.000	0-0	.000	2	0	2	0	0	1	1	2	2	2.0
at Missouri State	12/20	10	1-2	.500	0-1	.000	0-0	.000	0	0	0	0	0	0	0	1	2	2.0
vs. Nevada	12/21	12	0-0	.000	0-0	.000	0-0	.000	0	3	3	1	0	1	0	1	0	1.8
at TCU	12/30	9	3-5	.600	1-2	.500	0-0	.000	0	1	1	3	0	0	2	0	7	2.2
Oklahoma	1/3	11	0-4	.000	0-2	.000	3-4	.750	0	2	2	0	0	1	1	0	3	2.3
Iowa State	1/6	17	5-8	.625	1-1	1.000	0-0	.000	1	0	1	2	0	0	0	0	11	2.8
at Houston	1/10	20	1-4	.250	0-0	.000	2-2	1.000	2	4	6	3	0	0	3	3	4	2.9
Cincinnati	1/13	8	1-1	1.000	0-0	.000	0-0	.000	0	0	1	0	0	0	0	0	2	2.8
at Oklahoma State	1/17	19	2-4	.500	0-0	.000	2-4	.500	0	1	1	0	0	1	2	1	6	3.0
Texas Tech	1/20	15	1-2	.500	1-1	1.000	0-0	.000	0	1	1	1	1	1	2	2	3	3.0
at Kansas State	1/27	15	1-2	.500	0-1	.000	0-0	.000	1	3	4	5	0	0	1	1	2	3.0
at Kansas	1/31	23	0-0	.000	0-0	.000	2-2	1.000	0	2	2	2	1	0	2	2	2	2.9
West Virginia	2/3	17	1-3	.333	1-2	.500	0-0	.000	0	2	2	4	0	0	2	4	3	2.9
Baylor	2/7	22	2-6	.333	1-4	.250	1-2	.500	1	4	5	2	1	0	1	2	6	3.0
at Cincinnati	2/10	19	1-3	.333	0-2	.000	0-0	.000	0	0	0	1	0	0	3	4	2	3.0
at UCF	2/13	14	1-3	.333	0-1	.000	1-2	.500	0	1	1	0	0	0	2	1	1	3.0
Kansas	2/17	20	2-4	.500	0-0	.000	0-0	.000	0	2	2	2	0	2	1	1	4	3.0
TCU	2/21	18	2-6	.333	1-3	.333	3-3	1.000	0	2	2	0	0	0	0	0	8	3.2
at Iowa State	2/25	25	0-4	.000	0-0	.000	0-4	.000	0	5	5	0	0	0	0	1	0	3.1
Houston	2/28	17	1-3	.333	0-2	.000	0-0	.000	0	2	2	1	0	0	1	1	2	3.1
at Texas	3/2	10	0-0	.000	0-0	.000	0-0	.000	0	1	1	0	1	0	2	1	0	3.0
Big 12 1st Round	3/7																	
Big 12 2nd Round	3/8																	
Big 12 Quarterfinals	3/9																	
Big 12 Semifinals	3/11																	
Big 12 Championship	3/12																	

SEASON HIGHS

Points:	11	Iowa State (1/6/24)
Rebounds:	6	at Houston (1/10/24)
Assists:	5	at No. 4 Kansas State (1/27/24)
Steals:	2 (x3)	Kansas (2/17/24)
Blocks:	1 (x4)	at No. 3 Texas (3/2/24)
Field Goals:	5	Iowa State (1/6/24)
3-Pointers:	1 (x7)	TCU (2/17/24)
Free Throws:	6	vs. Saint Louis (11/21/23)
Minutes:	25	at Iowa State (1/31/24)

CAREER HIGHS

Points:	19	vs. Troy (11/19/22)
Rebounds:	8	vs. Washington State (11/18/22)
Assists:	5	at No. 4 Kansas State (1/27/24)
Steals:	2 (x6)	Kansas (2/17/24)
Blocks:	2	San Francisco (1/19/23)
Field Goals:	7	vs. Washington State (11/18/22)
3-Pointers:	2	LMU (2/11/23)
Free Throws:	6	vs. Troy (11/19/22)
Minutes:	35	at Boise State (12/1/22)

PRODUCTION TRACKER

Had a double-double	-(0-0)	-(0-0)
Scored 10+ points	1 (0-1)	9 (5-4)
Scored 20+ points	-(0-0)	-(0-0)
Led BYU in scoring	-(0-0)	-(0-0)
Led BYU in rebounds	-(0-0)	-(0-0)
Led BYU in assists	1 (0-1)	5 (0-1)
Led BYU in steals	2 (1-1)	2 (1-1)
Led BYU in blocks	1 (1-0)	1 (1-0)
Made 5+ FGs	1 (0-1)	8 (4-4)
Made 3+ 3-pt FGs	-(0-0)	-(0-0)
Had 3+ assists	4 (0-4)	8 (4-4)
Had 2+ steals	3 (2-1)	6 (4-2)
Had 5+ rebounds	4 (2-2)	10 (6-4)
Had 10+ rebounds	-(0-0)	-(0-0)

CAREER STATISTICS

YEAR	GP-GS	MPG	FG-FGA	PCT	3FG-A	PCT	FT-FTA	PCT	OFF-DEF-REB	R/GM	PF-D	A	A/GM	TO	BLK	B/GM	STL	S/GM	PTS	AVG
2021-2022	18-0	6.6	14-41	.341	4-17	.235	7-14	.500	10-18-28	1.6	6-0	4	0.2	4	2	0.1	3	0.2	39	2.2
2022-2023	33-11	20.8	82-184	.446	14-42	.333	42-59	.712	26-72-98	3.0	26-0	33	1.0	51	6	0.2	22	0.7	220	6.7
2023-2024	31-9	14.0	31-90	.344	7-37	.189	23-34	.676	14-47-61	2.0	32-0	34	1.1	37	4	0.1	14	0.5	92	3.0
---	---	---	---	---	---	---	---	---	---	---	---	---	---	---	---	---	---	---	---	---
TOTAL	82-20	15.1	127-315	.403	25-96	.260	72-107	.673	50-137-187	2.3	64-0	71	0.9	92	12	0.2	39	0.5	351	4.3

BIG 12 CAREER STATISTICS

YEAR	GP-GS	MPG	FG-FGA	PCT	3FG-A	PCT	FT-FTA	PCT	OFF-DEF-REB	R/GM	PF-D	A	A/GM	TO	BLK	B/GM	STL	S/GM	PTS	AVG
2023-24	18-9	16.5	24-62	.387	6-21	.286	14-23	.609	5-33-38	2.1	24-0	27	1.5	24	4	0.2	7	0.4	68	3.8
TOTAL	18-9	16.5	24-62	.387	6-21	.286	14-23	.609	5-33-38	2.1	24-0	27	1.5	24	4	0.2	7	0.4	68	3.8



25



# EMMA CALVERT

JUNIOR | 6-5 | FORWARD | FARR WEST, UTAH | FREMONT HIGH SCHOOL

**2022-23**

Calvert appeared in all 33 games for the Cougars, starting 28 while averaging 6.9 points on 46.5 percent shooting, 35.5 percent from three-point land and a team-best 89.2 percent from the charity stripe...the sophomore also pulled down 3.8 rebounds, dished 1.5 assists and 1.0 blocks per contest.

**2021-22**

Played in 23 games...Averaged 4.7 points and 2.3 rebounds in 9.6 minutes per game...Shot 49.4 percent from the field Scored in double-figures twice (13 at Santa Clara, 10 vs. Utah State)...Season-high 13 points came in 8 minutes at Santa Clara...Hit two 3-pointers in a game twice (Utah State, Santa Clara)...Scored 9 against Boise State and 8 at Utah...Season-high five rebounds against Lipscomb and Utah State...Posted 17 blocks on the year, including a season-high 3 vs. Santa Clara at home...Had multiple blocks in five games

**Before BYU**

2021 Gatorade Player of the Year out of Fremont High School...A four-star ESPN recruit...Four-time all-state selection...In 2020, set the state record for field goal percentage and was named the 6A Deseret News MVP, an all-state selectin and named to all-tournament team...Two-time Deseret News MVP...USA Today All-Utah First Team in 2020 and second team in 2019...Four-time 6A all-tournament team...Helped lead Fremont to a state championship in 2018

**Personal**

Parents are Jon and Diane...Information Systems major in the Marriott School of Business...Also plays piano

Instagram: [emmascalvert25](#)  
Twitter: [emmascalvert25](#)  
TikTok: [emmascalvert25](#)

SEASON HIGHS

Points: 22 vs. Saint Louis (11/21/23)  
Rebounds: 14 Boise State (12/9/23)  
Assists: 4 vs. Saint Louis (11/21/23)  
Steals: 2 (x3) Houston (2/28/24)  
Blocks: 5 Idaho State (12/16/23)  
Field Goals: 8 Utah Valley (11/14/23)  
3-Pointers: 3 at Wyoming (11/28/23)  
Free Throws: 7 Utah State (12/5/23)  
Minutes: 33 at Kansas State (1/27/24)

CAREER HIGHS

Points: 22 vs. Saint Louis (11/21/23)  
Rebounds: 14 Boise State (12/9/23)  
Assists: 5 Pepperdine (2/9/23)  
Steals: 2 (x8) Houston (2/28/24)  
Blocks: 5 Idaho State (12/16/23)  
Field Goals: 8 Utah Valley (11/14/23)  
3-Pointers: 5 vs. San Francisco (3/4/23)  
Free Throws: 7 Utah State (12/5/23)  
Minutes: 39 Pepperdine (2/9/23)

PRODUCTION TRACKER

Had a double-double 1 (1-0) 1 (1-0)  
Scored 10+ points 9 (5-4) 20 (10-10)  
Scored 20+ points 1 (1-0) 1 (1-0)  
Led BYU in scoring 1 (1-0) 1 (1-0)  
Led BYU in rebounds 1 (1-0) 1 (1-0)  
Led BYU in assists - (0-0) - (0-0)  
Led BYU in steals 2 (0-2) 2 (0-2)  
Led BYU in blocks 14 (4-4) 14 (10-4)  
Made 5+ FGs 5 (3-2) 10 (6-4)  
Made 3+ 3-pt FGs 1 (0-1) 2 (1-1)  
Had 3+ assists 3 (3-0) 9 (6-3)  
Had 2+ blocks 11 (9-2) 26 (20-6)  
Had 5+ rebounds 9 (7-2) 22 (13-9)  
Had 10+ rebounds 2 (2-0) 2 (2-0)

2023-24 GAME-BY-GAME

OPPONENT	DATE	MIN.	FG-FGA	PCT	3FG-FGA	PCT	FT-FTA	PCT	OFF	DEF	REB	AST	BLK	STL	PF	TO	PTS	AVG
at Montana State	11/7	13	0-1	.000	0-1	.000	0-2	.000	0	3	3	2	1	0	3	0	0	0.0
Weber State	11/10	22	3-4	.750	1-1	1.000	0-0	.000	0	2	2	0	2	0	2	2	7	3.5
Utah Valley	11/14	21	4-6	.667	1-2	.500	0-0	.000	2	3	5	1	4	0	3	2	9	5.3
vs. Wake Forest	11/18	17	2-3	.667	0-0	.000	3-3	1.000	1	1	2	0	1	0	4	5	7	5.8
vs. Saint Louis	11/21	25	8-10	.800	1-1	1.000	5-9	.556	0	7	7	4	2	0	2	2	22	9.0
LMU	11/25	17	2-5	.400	0-3	.000	0-0	.000	0	3	3	0	2	0	2	0	4	8.2
at Wyoming	11/28	20	6-8	.750	3-5	.600	1-2	.500	1	0	1	1	2	1	2	1	16	9.3
at Utah Valley	12/2	25	6-13	.462	0-3	.000	0-0	.000	2	2	4	1	1	1	2	2	12	9.6
Utah State	12/5	28	3-5	.600	1-3	.333	7-10	.700	2	6	8	1	1	1	4	1	14	10.1
Boise State	12/9	27	3-9	.333	0-2	.000	0-0	.000	2	12	14	3	3	2	5	3	6	9.7
Idaho State	12/16	32	4-10	.400	0-5	.000	3-4	.750	0	3	3	5	0	3	2	11	9.8	
at Missouri State	12/20	19	3-5	.600	0-1	.000	0-0	.000	0	3	3	1	0	0	3	4	6	9.5
vs. Nevada	12/21	28	2-5	.400	1-3	.333	3-4	.750	1	8	9	1	3	0	4	2	8	9.4
at TCU	12/30	22	3-7	.439	2-3	.666	0-0	.000	0	5	5	1	0	2	4	1	8	9.3
Oklahoma	1/3	23	2-13	.154	2-10	.200	0-0	.000	0	0	0	0	0	1	1	1	6	9.1
Iowa State	1/6	22	4-6	.667	1-2	.500	0-0	.000	0	2	2	2	1	1	4	1	9	9.1
at Houston	1/10	7	1-2	.500	0-1	.000	0-0	.000	0	1	1	0	1	0	1	2	2	8.6
Cincinnati	1/13	35	5-9	.556	0-3	.000	1-2	.500	2	8	10	2	3	1	3	3	11	8.8
at Oklahoma State	1/17	13	2-6	.333	1-2	.500	0-0	.000	0	4	4	0	0	1	4	2	5	8.6
Texas Tech	1/20	26	3-7	.429	0-2	.000	0-0	.000	0	4	4	1	3	0	3	0	6	8.5
at Kansas State	1/27	33	2-6	.333	0-2	.000	1-4	.250	0	4	4	0	0	1	2	3	5	8.3
at Kansas	1/31	11	0-3	.000	0-2	.000	0-0	.000	0	2	2	0	0	0	5	1	0	7.9
West Virginia	2/3	24	3-9	.333	2-5	.400	4-4	1.000	2	2	4	2	0	0	2	1	12	8.1
Baylor	2/7	17	6-8	.750	2-4	.500	0-0	.000	1	4	5	0	0	1	3	0	14	8.3
at Cincinnati	2/10	21	1-4	.250	1-2	.500	0-0	.000	0	5	5	0	1	0	4	2	3	8.1
at UCF	2/13	20	1-4	.250	1-3	.333	0-0	.000	0	0	0	0	1	0	1	3	3	7.9
Kansas	2/17	19	4-10	.400	0-3	.000	2-2	1.000	3	3	6	2	0	1	4	3	10	8.0
TCU	2/21	12	1-6	.167	0-1	.000	2-2	1.000	0	2	2	0	0	0	0	0	4	7.9
at Iowa State	2/25	17	2-8	.250	0-3	.000	1-4	.250	2	1	3	0	1	0	3	2	5	7.8
Houston	2/28	10	1-4	.250	0-1	.000	0-0	.000	0	1	1	2	0	2	1	2	2	7.6
at Texas	3/2	25	2-4	.500	1-3	.333	0-0	.000	0	1	1	2	3	1	5	4	5	7.5
Big 12 1st Round	3/7																	
Big 12 2nd Round	3/8																	
Big 12 Quarterfinals	3/9																	
Big 12 Semifinals	3/11																	
Big 12 Championship	3/12																	

CAREER STATISTICS

YEAR	GP-GS	MPG	FG-FGA	PCT	3FG-A	PCT	FT-FTA	PCT	OFF-DEF-REB	R/GM	PF-D	A	A/GM	TO	BLK	B/GM	STL	S/GM	PTS	AVG
2021-2022	23-0	9.6	43-87	.494	8-32	.250	13-16	.813	20-33-53	2.3	37-1	13	0.6	21	17	0.7	5	0.2	107	4.7
2022-2023	33-28	21.0	86-185	.465	22-62	.355	33-37	.892	27-100-127	3.8	94-4	48	1.5	81	34	1.0	13	0.4	227	6.9
2023-2024	31-13	21.0	89-200	.445	21-82	.256	33-52	.635	21-102-123	4.0	92-3	33	1.1	54	40	1.3	18	0.6	232	7.5
--	--	--	--	--	--	--	--	--	--	--	--	--	--	--	--	--	--	--	--	--
<b>TOTAL</b>	<b>87-41</b>	<b>18.0</b>	<b>218-472</b>	<b>.462</b>	<b>51-176</b>	<b>.290</b>	<b>79-105</b>	<b>.752</b>	<b>68-235-303</b>	<b>3.5</b>	<b>223-8</b>	<b>94</b>	<b>1.1</b>	<b>156</b>	<b>91</b>	<b>1.1</b>	<b>36</b>	<b>0.4</b>	<b>566</b>	<b>6.5</b>

BIG 12 CAREER STATISTICS

YEAR	GP-GS	MPG	FG-FGA	PCT	3FG-A	PCT	FT-FTA	PCT	OFF-DEF-REB	R/GM	PF-D	A	A/GM	TO	BLK	B/GM	STL	S/GM	PTS	AVG
2023-24	18-9	19.9	43-116	.371	13-52	.250	11-18	.611	10-49-59	3.3	52-2	15	0.8	28	13	0.7	13	0.7	110	6.1
<b>TOTAL</b>	<b>18-9</b>	<b>19.9</b>	<b>43-116</b>	<b>.371</b>	<b>13-52</b>	<b>.250</b>	<b>11-18</b>	<b>.611</b>	<b>10-49-59</b>	<b>3.3</b>	<b>52-2</b>	<b>15</b>	<b>0.8</b>	<b>28</b>	<b>13</b>	<b>0.7</b>	<b>13</b>	<b>0.7</b>	<b>110</b>	<b>6.1</b>



30

# LAUREN DAVENPORT

JUNIOR | 5-11 | GUARD | IDAHO FALLS, IDAHO | BOSTON UNIVERSITY

2021-22 & 2022-23 (Boston University)

Appeared in 31 games, making 14 starts...Named the team's Most Improved Player after averaging 5.9 points in 19.9 minutes per game on 35.6 percent shooting, including 30.3 percent from three...Notched her first-career game in double digits with 12 points, seven rebounds, and five assists against Hartford (Nov. 19, 2022)...Drained two three-pointers for 10 points at Boston College (Dec. 4, 2022)...Recorded a career-high 16 points against American (Jan. 8, 2023)...Made five of six shots for 11 points at Army West Point (Jan. 15, 2023)...Scored 14 points in the Patriot League Quarterfinals against Loyola Maryland (March 6, 2023)...Registered 12 points and a team-high six boards in the Patriot League Championship game vs. Holy Cross (March 12, 2023)

High School

Idaho 5A Defensive Player of the Year (2021)...Idaho 5A First Team All-Conference (2019, 2020, 2021)...Owns six school records at Thunder Ridge High School...Played volleyball in high school...Also plays piano, loves surfing and traveling

Personal

Born in Idaho Falls, Idaho...Parents are David and Katie Davenport...Behavioral Health and Science major...Has two brothers and a sister (Cole, Connor and Paige)...Also recruited by Boise State, Gonzaga, Pepperdine, Utah and Wyoming



Instagram: [laur\\_davenport](#)

SEASON HIGHS

Points: 15 at Houston (1/10/24)  
 Rebounds: 7 at Montana State (11/7/23)  
 Assists: 4 at UCF (2/13/24)  
 Steals: 1 (x7) TCU (2/17/24)  
 Blocks: 2 (x4) Cincinnati (1/13/24)  
 Field Goals: 7 at Houston (1/10/24)  
 3-Pointers: 3 (x3) West Virginia (2/3/24)  
 Free Throws: 4 at Montana State (11/7/23)  
 Minutes: 34 Utah Valley (11/14/23)

CAREER HIGHS

Points: 16 vs. American (1/8/23)  
 Rebounds: 8 vs. Lehigh (1/28/23)  
 Assists: 5 vs. Hartford (11/19/22)  
 Steals: 2 (x3) at Holy Cross (3/1/23)  
 Blocks: 2 (x8) Cincinnati (1/13/24)  
 Field Goals: 7 at Houston (1/10/24)  
 3-Pointers: 4 vs. Loyola Maryland (3/6/23)  
 Free Throws: 5 vs. Lehigh (1/28/23)  
 Minutes: 34 Utah Valley (11/14/23)

PRODUCTION TRACKER

	2023-24	Career
Had a double-double	-(0-0)	-(0-0)
Scored 10+ points	7 (3-4)	15 (9-6)
Scored 20+ points	-(0-0)	-(0-0)
Led BYU in scoring	2 (0-2)	2 (0-2)
Led BYU in rebounds	-(0-0)	-(0-0)
Led BYU in assists	-(0-0)	-(0-0)
Led BYU in steals	3 (1-2)	3 (1-1)
Led BYU in blocks	3 (1-2)	3 (1-2)
Made 5+ FGs	2 (0-2)	7 (4-3)
Made 3+ 3-pt FGs	3 (1-2)	5 (2-3)
Made 5+ 3-pt FGs	-(0-0)	-(0-0)
Had 3+ assists	2 (2-0)	5 (5-0)
Had 2+ blocks	4 (3-1)	8
Had 5+ rebounds	3 (2-1)	12 (8-4)

2023-24 GAME-BY-GAME

OPPONENT	DATE	MIN.	FG-FGA	PCT	3FG-FGA	PCT	FT-FTA	PCT	OFF	DEF	REB	AST	BLK	STL	PF	TO	PTS	AVG	
at Montana State	11/7	32	3-8	.375	2-4	.500	4-4	1.000	1	6	7	2	0	0	2	7	12	12.0	
Weber State	11/10	24	1-3	.333	1-3	.333	0-0	.000	0	2	2	0	1	0	3	3	3	7.5	
Utah Valley	11/14	34	2-9	.222	1-5	.200	0-0	.000	0	4	4	2	0	1	1	2	5	6.7	
vs. Wake Forest	11/18	22	1-5	.200	1-2	.500	0-0	.000	0	3	3	3	0	1	0	3	3	5.8	
vs. Saint Louis	11/21	16	1-3	.333	1-2	.500	0-0	.000	0	3	3	0	0	0	0	0	3	5.2	
LMU	11/25	17	3-4	.750	0-1	.000	1-1	1.000	2	1	3	1	0	0	2	1	7	5.5	
at Wyoming	11/28	13	0-2	.000	0-0	.000	0-0	.000	0	3	3	0	0	0	0	1	0	4.7	
at Utah	12/2	15	2-6	.333	2-3	.667	0-0	.000	0	1	1	0	1	0	3	2	6	4.9	
Utah State	12/5	23	1-3	.333	1-3	.333	0-0	.000	1	2	3	0	0	0	2	1	3	4.7	
Boise State	12/9	21	2-8	.250	1-5	.200	3-4	.750	0	4	4	1	0	0	3	1	8	5.0	
Idaho State	12/16	20	1-3	.333	1-3	.333	0-2	.000	0	2	2	1	0	1	1	1	3	4.8	
at Missouri State	12/20	21	4-6	.667	3-4	.750	1-3	.333	0	3	3	1	0	0	3	3	12	5.4	
vs. Nevada	12/21	33	4-9	.444	2-5	.400	0-0	.000	2	3	5	3	2	0	1	5	10	5.8	
at TCU	12/30	14	2-5	.400	1-2	.500	0-0	.000	0	0	0	0	0	0	1	1	5	5.7	
Oklahoma	1/3	21	3-13	.231	1-4	.250	0-0	.000	1	5	5	2	1	0	1	3	7	5.8	
Iowa State	1/6	20	1-5	.200	0-3	.000	0-0	.000	0	4	4	1	0	0	1	1	2	5.6	
at Houston	1/10	28	7-13	.538	1-4	.250	0-0	.000	1	3	4	0	2	0	1	2	15	6.1	
Cincinnati	1/13	20	4-8	.500	3-4	.750	0-0	.000	0	0	0	1	2	1	3	1	11	6.4	
at Oklahoma State	1/17	26	1-7	.143	0-4	.000	1-2	.500	0	1	1	0	0	0	2	3	3	6.2	
Texas Tech	1/20	17	1-5	.200	1-2	.500	0-0	.000	0	3	3	2	0	0	2	2	3	6.6	
at Kansas State	1/27																	DID NOT PLAY	
at Kansas	1/31	23	2-7	.286	1-4	.250	0-0	.000	0	1	1	1	0	1	1	1	5	6.0	
West Virginia	2/3	22	5-9	.556	3-4	.750	0-0	.000	0	1	1	0	0	1	3	1	13	6.3	
Baylor	2/7	20	2-6	.333	1-3	.333	0-0	.000	0	1	1	1	1	0	0	3	5	6.3	
at Cincinnati	2/10	22	2-8	.250	2-5	.400	0-0	.000	0	1	1	1	1	0	1	0	6	6.3	
at UCF	2/13	29	0-6	.000	0-4	.000	2-2	1.000	0	1	1	4	1	0	3	0	2	6.1	
Kansas	2/17	20	1-6	.167	1-3	.333	0-0	.000	0	0	0	0	0	0	1	1	3	6.0	
TCU	2/21	27	4-11	.364	2-6	.333	0-0	.000	1	2	3	1	0	1	3	0	10	6.1	
at Iowa State	2/25	25	0-4	.000	0-3	.000	0-0	.000	1	3	4	1	0	0	1	1	0	5.9	
Houston	2/28	27	3-4	.750	3-4	.750	0-0	.000	0	2	2	3	0	2	2	1	9	6.0	
at Texas	3/2	24	0-3	.000	0-2	.000	0-0	.000	1	3	4	2	0	0	1	6	0	5.8	
Big 12 1st Round																		3/7	
Big 12 2nd Round																			3/8
Big 12 Quarterfinals																			3/9
Big 12 Semifinals																			3/11
Big 12 Championship																			3/12

CAREER STATISTICS

YEAR	GP-GS	MPG	FG-FGA	PCT	3FG-A	PCT	FT-FTA	PCT	OFF-DEF-REB	R/GM	PF-D	A	A/GM	TO	BLK	B/GM	STL	S/GM	PTS	AVG
2021-2022*	13-0	6.2	6-23	.261	2-12	.167	4-7	.571	5-13-18	1.4	9-0	4	0.3	7	2	0.2	1	0.1	18	1.4
2022-2023*	31-14	20.0	64-180	.356	20-66	.303	36-49	.735	14-100-114	3.7	31-0	38	1.2	34	15	0.5	16	0.5	184	5.9
2023-2024	30-9	22.6	63-189	.333	36-101	.356	12-18	.667	11-68-79	2.6	53-1	34	1.1	57	14	0.5	0	0.3	174	5.8
--	--	--	--	--	--	--	--	--	--	--	--	--	--	--	--	--	--	--	--	--
<b>TOTAL</b>	<b>74-23</b>	<b>18.6</b>	<b>133-392</b>	<b>.339</b>	<b>58-179</b>	<b>.324</b>	<b>52-74</b>	<b>.703</b>	<b>30-181-211</b>	<b>2.9</b>	<b>93-1</b>	<b>76</b>	<b>1.0</b>	<b>98</b>	<b>31</b>	<b>0.4</b>	<b>26</b>	<b>0.4</b>	<b>376</b>	<b>5.1</b>

\*At Boston University

BIG 12 CAREER STATISTICS

YEAR	GP-GS	MPG	FG-FGA	PCT	3FG-A	PCT	FT-FTA	PCT	OFF-DEF-REB	R/GM	PF-D	A	A/GM	TO	BLK	B/GM	STL	S/GM	PTS	AVG
2022-23	17-0	22.6	38-120	.317	20-61	.328	3-4	.750	5-31-36	2.1	27-0	20	1.2	27	8	0.5	6	0.4	99	5.8
<b>TOTAL</b>	<b>17-0</b>	<b>22.6</b>	<b>38-120</b>	<b>.317</b>	<b>20-61</b>	<b>.328</b>	<b>3-4</b>	<b>.750</b>	<b>5-31-36</b>	<b>2.1</b>	<b>27-0</b>	<b>20</b>	<b>1.2</b>	<b>27</b>	<b>8</b>	<b>0.5</b>	<b>6</b>	<b>0.4</b>	<b>99</b>	<b>5.8</b>





SEASON BOX SCORE

2023-24 BYU Women's Basketball  
Combined Team Statistics  
All games

Game Records

Record	Overall	Home	Away	Neutral
ALL GAMES	16-15	10-5	3-10	3-0
CONFERENCE	6-12	4-5	2-7	0-0
NON-CONFERENCE	10-3	6-0	1-3	3-0

Score by Periods

Team	1st	2nd	3rd	4th	OT	TOT
BYU	471	486	527	553	9	2046
Opponents	492	460	523	551	6	2032

Team Box Score

No.	Player	Total			3-Point		F-Throw		Rebounds				PF	DQ	A	TO	BLK	STL	PTS	AVG		
		GP-GS	MIN	AVG	FG-FGA	FG%	3FG-3FGA	3FG%	FT-FTA	FT%	OFF	DEF									TOT	AVG
12	GUSTIN, Lauren	31-31	1140:30	36.8	239-462	.517	1-10	.100	56-123	.455	157	319	476	15.4	85	2	58	98	8	15	535	17.3
10	WOOLSTON, Kailey	31-31	1055:22	34.0	141-304	.464	78-171	.456	56-67	.836	30	78	108	3.5	74	1	75	72	6	23	416	13.4
1	WHITING, Amari	31-31	975:13	31.5	107-278	.385	30-95	.316	78-128	.609	26	126	152	4.9	90	1	118	90	7	47	322	10.4
3	FALATEA, Nani	3-1	63:51	21.3	7-21	.333	2-6	.333	10-10	1.000	2	8	10	3.3	2	0	14	4	1	2	26	8.7
25	CALVERT, Emma	31-13	650:46	21.0	89-200	.445	21-82	.256	33-52	.635	21	102	123	4.0	92	3	33	54	40	18	232	7.5
11	SMILER, Kaylee	30-30	1070:01	35.7	64-147	.435	39-83	.470	47-64	.734	7	61	68	2.3	75	1	113	75	33	41	214	7.1
30	DAVENPORT, Lauren	30-9	677:35	22.6	63-189	.333	36-101	.356	12-18	.667	11	68	79	2.6	53	1	34	57	14	9	174	5.8
24	BUBAKAR, Rose	31-9	433:59	14.0	31-90	.344	7-37	.189	23-34	.676	14	47	61	2.0	32	0	34	37	4	14	92	3.0
21	HAMSON, Heather	13-0	35:54	2.8	5-8	.625	0-0	.000	3-5	.600	2	4	6	0.5	4	0	1	5	1	1	13	1.0
4	MATAVAO, Ali'a	19-0	87:39	4.6	7-29	.241	0-6	.000	3-8	.375	5	8	13	0.7	20	0	4	13	1	2	17	0.9
15	WILLARDSON, McKinley	5-0	07:04	1.4	1-1	1.000	0-0	.000	1-2	.500	1	0	1	0.2	1	0	1	1	0	0	3	0.6
20	MATA, Marina	11-0	26:33	2.4	0-2	.000	0-1	.000	2-2	1.000	0	2	2	0.2	4	0	0	4	0	0	2	0.2
2	KREBS, Kylie	1-0	00:33	0.5	0-0	.000	0-0	.000	0-0	.000	0	0	0	0.0	0	0	0	0	0	0	0	0.0
Team											64	60	124					18				
<b>Total</b>		<b>31</b>	<b>6225</b>		<b>754-1731</b>	<b>.436</b>	<b>214-592</b>	<b>.361</b>	<b>324-513</b>	<b>.632</b>	<b>340</b>	<b>883</b>	<b>1223</b>	<b>39.5</b>	<b>532</b>	<b>9</b>	<b>485</b>	<b>528</b>	<b>115</b>	<b>172</b>	<b>2046</b>	<b>66.0</b>
<b>Opponents</b>		<b>31</b>	<b>6225</b>		<b>719-1850</b>	<b>.389</b>	<b>204-611</b>	<b>.334</b>	<b>390-535</b>	<b>.729</b>	<b>312</b>	<b>730</b>	<b>1042</b>	<b>33.6</b>	<b>528</b>	<b>9</b>	<b>379</b>	<b>384</b>	<b>107</b>	<b>240</b>	<b>2032</b>	<b>65.5</b>

Team Statistics

	BYU	OPP
<b>Scoring</b>	<b>2046</b>	<b>2032</b>
Points per game	66.0	65.5
Scoring margin	+0.5	-
<b>Field goals-att</b>	<b>754-1731</b>	<b>719-1850</b>
Field goal pct	.436	.389
<b>3 point fg-att</b>	<b>214-592</b>	<b>204-611</b>
3-point FG pct	.361	.334
3-pt FG made per game	6.9	6.6
<b>Free throws-att</b>	<b>324-513</b>	<b>390-535</b>
Free throw pct	.632	.729
F-Throws made per game	10.5	12.6
<b>Rebounds</b>	<b>1223</b>	<b>1042</b>
Rebounds per game	39.5	33.6
Rebounding margin	+5.8	-
<b>Assists</b>	<b>485</b>	<b>379</b>
Assists per game	15.6	12.2
<b>Turnovers</b>	<b>528</b>	<b>384</b>
Turnovers per game	17.0	12.4
Turnover margin	-4.6	-
Assist/turnover ratio	0.9	1.0
<b>Steals</b>	<b>172</b>	<b>240</b>
Steals per game	5.5	7.7
<b>Blocks</b>	<b>115</b>	<b>107</b>
Blocks per game	3.7	3.5
<b>Winning streak</b>	<b>0</b>	<b>-</b>
Home win streak	1	-
<b>Attendance</b>	<b>31208</b>	<b>55018</b>
Home games-Avg/Game	15-2081	13-4232
Neutral site-Avg/Game	-	3-684

Team Results

Date	Opponent	Score	Att.
11/07/2023	at Montana St.	W 68-60	5017
11/10/2023	Weber St.	W 77-49	5705
11/14/2023	Utah Valley	W 59-44	1690
11/18/2023	vs Wake Forest	W 67-44	157
11/21/2023	vs Saint Louis	W 87-66	220
11/25/2023	LMU (CA)	W 74-58	1529
11/28/2023	at Wyoming	L 74-86	2442
12/02/2023	at Utah	L 68-87	6182
12/05/2023	Utah St.	W 72-66	1565
12/09/2023	Boise St.	W 65-50	2722
12/16/2023	Idaho St.	Wot 79-76	1911
12/20/2023	at Missouri St.	L 55-56	1619
12/21/2023	vs Nevada	W 72-59	1674
12/30/2023	at TCU	L 67-81	2572
01/03/2024	Oklahoma	L 63-75	1748
01/06/2024	Iowa St.	L 75-80	1872
01/10/2024	at Houston	L 69-79	805
01/13/2024	Cincinnati	W 68-58	1786
01/17/2024	at Oklahoma St.	L 50-82	2044
01/20/2024	Texas Tech	W 60-46	1873
01/27/2024	at Kansas St.	L 65-67	8180
01/31/2024	at Kansas	L 53-67	2964
02/03/2024	West Virginia	L 69-76	1754
02/07/2024	Baylor	W 78-66	1525
02/10/2024	at Cincinnati	W 69-57	1084
02/13/2024	at UCF	W 64-60	849
02/17/2024	Kansas	L 62-70	2317
02/21/2024	TCU	L 58-68	1451
02/24/2024	at Iowa St.	L 49-74	10896
02/28/2024	Houston	W 64-54	1760
03/02/2024	at Texas	L 46-71	10364





CONFERENCE BOX SCORE

2023-24 BYU Women's Basketball  
Combined Team Statistics  
In Conference games



Game Records

Record	Overall	Home	Away	Neutral
ALL GAMES	6-12	4-5	2-7	0-0
CONFERENCE	6-12	4-5	2-7	0-0
NON-CONFERENCE	0-0	0-0	0-0	0-0

Score by Periods

Team	1st	2nd	3rd	4th	OT	TOT
BYU	243	271	300	315	0	1129
Opponents	293	275	330	333	0	1231

Team Box Score

No.	Player	Total			3-Point			F-Throw		Rebounds				Other								
		GP-GS	MIN	AVG	FG-FGA	FG%	3FG-3FGA	3FG%	FT-FTA	FT%	OFF	DEF	TOT	AVG	PF	DQ	A	TO	BLK	STL	PTS	AVG
12	GUSTIN, Lauren	18-18	676:19	37.6	144-293	.491	1-6	.167	26-49	.531	96	178	274	15.2	50	1	28	47	5	9	315	17.5
10	WOOLSTON, Kailey	18-18	601:16	33.4	77-181	.425	43-102	.422	30-35	.857	18	42	60	3.3	45	1	42	34	3	9	227	12.6
1	WHITING, Amari	18-18	592:54	32.9	60-161	.373	19-61	.311	38-69	.551	15	68	83	4.6	56	1	72	56	4	24	177	9.8
11	SMILER, Kaylee	18-18	646:18	35.9	34-88	.386	21-52	.404	35-44	.795	3	34	37	2.1	43	0	70	49	17	20	124	6.9
25	CALVERT, Emma	18-9	357:25	19.9	43-116	.371	13-52	.250	11-18	.611	10	49	59	3.3	52	2	15	28	13	13	110	6.1
30	DAVENPORT, Lauren	17-0	385:02	22.6	38-120	.317	20-61	.328	3-4	.750	5	31	36	2.1	27	0	20	27	8	6	99	5.8
24	BUBAKAR, Rose	18-9	297:28	16.5	24-62	.387	6-21	.286	14-23	.609	5	33	38	2.1	24	0	27	24	4	7	68	3.8
4	MATAVAO, Ali'a	7-0	26:49	3.8	3-12	.250	0-3	.000	0-0	.000	2	5	7	1.0	7	0	0	4	0	2	6	0.9
15	WILLARDSON, McKinley	2-0	02:24	1.2	0-0	.000	0-0	.000	1-2	.500	0	0	0	0.0	1	0	0	0	0	0	1	0.5
21	HAMSON, Heather	4-0	08:47	2.2	0-1	.000	0-0	.000	2-2	1.000	2	1	3	0.8	1	0	0	3	0	0	2	0.5
20	MATA, Marina	3-0	05:19	1.8	0-0	.000	0-0	.000	0-0	.000	0	1	1	0.3	0	0	0	0	0	0	0	0.0
Team											42	37	79					12				
<b>Total</b>		<b>18</b>	<b>3600</b>		<b>423-1034</b>	<b>.409</b>	<b>123-358</b>	<b>.344</b>	<b>160-246</b>	<b>.650</b>	<b>198</b>	<b>479</b>	<b>677</b>	<b>37.6</b>	<b>306</b>	<b>5</b>	<b>274</b>	<b>284</b>	<b>54</b>	<b>90</b>	<b>1129</b>	<b>62.7</b>
<b>Opponents</b>		<b>18</b>	<b>3600</b>		<b>429-1065</b>	<b>.403</b>	<b>125-355</b>	<b>.352</b>	<b>248-329</b>	<b>.754</b>	<b>192</b>	<b>455</b>	<b>647</b>	<b>35.9</b>	<b>279</b>	<b>3</b>	<b>232</b>	<b>219</b>	<b>69</b>	<b>133</b>	<b>1231</b>	<b>68.4</b>

Team Statistics

	BYU	OPP
<b>Scoring</b>	<b>1129</b>	<b>1231</b>
Points per game	62.7	68.4
Scoring margin	-5.7	-
<b>Field goals-att</b>	<b>423-1034</b>	<b>429-1065</b>
Field goal pct	.409	.403
<b>3 point fg-att</b>	<b>123-358</b>	<b>125-355</b>
3-point FG pct	.344	.352
3-pt FG made per game	6.8	6.9
<b>Free throws-att</b>	<b>160-246</b>	<b>248-329</b>
Free throw pct	.650	.754
F-Throws made per game	8.9	13.8
<b>Rebounds</b>	<b>677</b>	<b>647</b>
Rebounds per game	37.6	35.9
Rebounding margin	+1.7	-
<b>Assists</b>	<b>274</b>	<b>232</b>
Assists per game	15.2	12.9
<b>Turnovers</b>	<b>284</b>	<b>219</b>
Turnovers per game	15.8	12.2
Turnover margin	-3.6	-
Assist/turnover ratio	1.0	1.1
<b>Steals</b>	<b>90</b>	<b>133</b>
Steals per game	5.0	7.4
<b>Blocks</b>	<b>54</b>	<b>69</b>
Blocks per game	3.0	3.8
<b>Winning streak</b>	<b>0</b>	<b>-</b>
Home win streak	1	-
<b>Attendance</b>	<b>16086</b>	<b>39758</b>
Home games-Avg/Game	9-1787	9-4418
Neutral site-Avg/Game	-	0-0

Team Results

Date	Opponent		Score	Att.
12/30/2023	at TCU	L	67-81	2572
01/03/2024	Oklahoma	L	63-75	1748
01/06/2024	Iowa St.	L	75-80	1872
01/10/2024	at Houston	L	69-79	805
01/13/2024	Cincinnati	W	68-58	1786
01/17/2024	at Oklahoma St.	L	50-82	2044
01/20/2024	Texas Tech	W	60-46	1873
01/27/2024	at Kansas St.	L	65-67	8180
01/31/2024	at Kansas	L	53-67	2964
02/03/2024	West Virginia	L	69-76	1754
02/07/2024	Baylor	W	78-66	1525
02/10/2024	at Cincinnati	W	69-57	1084
02/13/2024	at UCF	W	64-60	849
02/17/2024	Kansas	L	62-70	2317
02/21/2024	TCU	L	58-68	1451
02/24/2024	at Iowa St.	L	49-74	10896
02/28/2024	Houston	W	64-54	1760
03/02/2024	at Texas	L	46-71	10364





**GAME-BY-GAME BOX SCORE**  
**2023-24 BYU Women's Basketball**  
**Team Game-by-Game**  
**All games**

Opponent	Date	Score		Total		3-Pointers		Free throws		Rebounds				PF	A	TO	BLK	STL	PTS	AVG
				FG-FGA	PCT	3FG-3FGA	PCT	FT-FTA	PCT	OFF	DEF	TOT	AVG							
at Montana St.	11/07/2023	68-60	W	21-49	.429	8-21	.381	18-28	.643	8	35	43	43.0	18	10	22	2	10	68	68.0
Weber St.	11/10/2023	77-49	W	29-51	.569	8-16	.500	11-21	.524	8	31	39	41.0	16	16	16	7	5	77	72.5
Utah Valley	11/14/2023	59-44	W	24-59	.407	7-20	.350	4-11	.364	18	37	55	45.7	17	17	20	5	5	59	68.0
vs Wake Forest	11/18/2023	67-44	W	24-50	.480	9-15	.600	10-15	.667	12	38	50	46.8	18	14	26	3	8	67	67.8
vs Saint Louis	11/21/2023	87-66	W	31-60	.517	9-20	.450	16-24	.667	10	33	43	46.0	27	18	16	2	5	87	71.6
LMU (CA)	11/25/2023	74-58	W	27-47	.574	7-17	.412	13-22	.591	6	27	33	43.8	13	15	12	7	4	74	72.0
at Wyoming	11/28/2023	74-86	L	28-52	.538	6-13	.462	12-14	.857	7	20	27	41.4	13	18	12	5	5	74	72.3
at Utah	12/02/2023	68-87	L	28-64	.438	6-16	.375	6-8	.750	10	24	34	40.5	14	19	15	3	8	68	71.8
Utah St.	12/05/2023	72-66	W	23-51	.451	5-18	.278	21-35	.600	11	30	41	40.6	22	14	20	3	9	72	71.8
Boise St.	12/09/2023	65-50	W	24-57	.421	7-18	.389	10-22	.455	12	40	52	41.7	18	19	17	7	6	65	71.1
Idaho St.	12/16/2023	79-76	Wot	25-60	.417	6-25	.240	23-36	.639	18	31	49	42.4	16	21	20	9	10	79	71.8
at Missouri St.	12/20/2023	55-56	L	20-46	.435	6-17	.353	9-13	.692	12	22	34	41.7	18	14	25	1	5	55	70.4
vs Nevada	12/21/2023	72-59	W	27-51	.529	7-18	.389	11-18	.611	10	36	46	42.0	16	16	23	7	2	72	70.5
at TCU	12/30/2023	67-81	L	24-62	.387	9-24	.375	10-13	.769	8	23	31	41.2	18	19	7	1	5	67	70.3
Oklahoma	01/03/2024	63-75	L	20-69	.290	10-33	.303	13-18	.722	15	28	43	41.3	13	13	16	2	4	63	69.8
Iowa St.	01/06/2024	75-80	L	32-65	.492	9-20	.450	2-6	.333	7	25	32	40.8	17	22	10	3	6	75	70.1
at Houston	01/10/2024	69-79	L	26-52	.500	7-17	.412	10-12	.833	12	25	37	40.5	20	13	25	4	1	69	70.1
Cincinnati	01/13/2024	68-58	W	25-52	.481	8-21	.381	10-17	.588	10	28	38	40.4	16	18	15	6	3	68	69.9
at Oklahoma St.	01/17/2024	50-82	L	18-52	.346	3-18	.167	11-22	.500	12	27	39	40.3	20	7	25	2	6	50	68.9
Texas Tech	01/20/2024	60-46	W	23-55	.418	6-14	.429	8-14	.571	12	27	39	40.3	15	12	12	5	7	60	68.5
at Kansas St.	01/27/2024	65-67	L	27-58	.466	5-12	.417	6-10	.600	12	32	44	40.4	20	18	17	2	6	65	68.3
at Kansas	01/31/2024	53-67	L	19-55	.345	8-20	.400	7-11	.636	9	20	29	39.9	23	13	14	1	5	53	67.6
West Virginia	02/03/2024	69-76	L	24-54	.444	11-22	.500	10-13	.769	15	22	37	39.8	18	16	23	3	6	69	67.7
Baylor	02/07/2024	78-66	W	30-57	.526	8-20	.400	10-13	.769	7	38	45	40.0	16	20	19	2	6	78	68.1
at Cincinnati	02/10/2024	69-57	W	28-59	.475	8-22	.364	5-6	.833	8	37	45	40.2	16	16	16	7	1	69	68.1
at UCF	02/13/2024	64-60	W	23-51	.451	4-18	.222	14-19	.737	6	27	33	39.9	16	14	13	3	6	64	68.0
Kansas	02/17/2024	62-70	L	24-62	.387	3-18	.167	11-18	.611	15	24	39	39.9	18	17	12	4	7	62	67.7
TCU	02/21/2024	58-68	L	21-62	.339	6-21	.286	10-10	1.000	10	23	33	39.6	17	14	8	3	4	58	67.4
at Iowa St.	02/24/2024	49-74	L	19-61	.311	5-23	.217	6-15	.400	13	27	40	39.7	12	14	12	2	2	49	66.8
Houston	02/28/2024	64-54	W	23-59	.390	9-22	.409	9-15	.600	13	25	38	39.6	11	15	18	0	10	64	66.7
at Texas	03/02/2024	46-71	L	17-49	.347	4-13	.308	8-14	.571	14	21	35	39.5	20	13	22	4	5	46	66.0
<b>Total</b>		<b>2046</b>		<b>754-1731</b>	<b>.436</b>	<b>214-592</b>	<b>.361</b>	<b>324-513</b>	<b>.632</b>	<b>340</b>	<b>883</b>	<b>1223</b>	<b>39.5</b>	<b>532</b>	<b>485</b>	<b>528</b>	<b>115</b>	<b>172</b>	<b>2046</b>	<b>66.0</b>
Opponents		2032		719-1850	.389	204-611	.334	390-535	.729	312	730	1042	33.6	528	379	384	107	240	2032	65.5

**BYU Averages**

Games Played	Points/game	FG Pct	3FG Pct	FT Pct	Rebounds/game	Assists/game	Turnovers/game	Assist/Turnover ratio	Steals/game	Blocks/game
31	66.0	43.6	36.1	63.2	39.5	15.6	17.0	0.9	5.5	3.7



GAME 1: AT MONTANA STATE (W, 68-60)

Official Basketball Box Score - Final													Game Time: 11:00 AM	
BYU at Montana St.													Game Duration: 1:55	
11/07/23 Brick Breiden Fieldhouse, Bozeman, Mont.													Attendance: 5,701	
2023-24 Women's Basketball													Officials: Darren Krzesnik, Karen Lasuk, Alicia Warkir	
BYU - 68													Record: 1-0	
NO. Name	Min	FG M-A	3P M-A	FT M-A	Rebounds OR DR TOT	Fouls PF FD	TP	AS	TO	ST	Blocks BS BA	+/-		
12 Lauren Gustin	F 35:36	3-10	0-0	3-6	4 7 11	4 6	9	0	2	1	0	3	3	
1 Amari Whiting	F 29:29	5-9	0-2	8-11	0 7 7	2 7	18	5	7	3	0	1	9	
10 Kailey Woolston	G 38:27	5-11	3-9	0-0	1 2 3	3 1	13	1	2	1	1	0	11	
11 Kaylee Smiler	G 38:54	4-6	3-3	3-4	0 3 3	3 3	14	0	0	4	0	0	8	
30 Lauren Davenport	G 32:29	3-8	2-4	4-4	1 6 7	3 3	12	2	7	0	0	0	4	
25 Emma Calvert	13:26	0-1	0-1	0-2	0 3 3	3 2	0	2	0	0	1	0	3	
24 Rose Bubakar	11:24	1-4	0-2	0-1	0 3 3	1 1	2	0	1	1	0	0	3	
21 Heather Hamson	00:14	0-0	0-0	0-0	0 0 0	0 0	0	0	0	0	0	0	-1	
4 Aifa Matalavao	00:01	0-0	0-0	0-0	0 0 0	0 0	0	0	0	0	0	0	0	
<b>Totals</b>		21-49	8-21	18-28	8 35 43	18 23	68	10	22	10	2	4	-8	
Technical Fouls: NONE													Dead Ball Rebounds: 3, 0	

Official Basketball Box Score - Final													Game Time: 11:00 AM	
Weber St. at BYU													Game Duration: 1:58	
11/10/23 Marriott Center, Provo													Attendance: 5,705	
2023-24 Women's Basketball													Officials: Doug Knight, Corey Long, Erica Parker	
Weber St. - 49													Record: 0-2	
NO. Name	Min	FG M-A	3P M-A	FT M-A	Rebounds OR DR TOT	Fouls PF FD	TP	AS	TO	ST	Blocks BS BA	+/-		
5 Jaryn Matthews	F 36:11	4-10	3-5	0-0	0 3 3	3 1	11	3	1	1	0	1	-16	
21 Daryn Hickok	F 25:30	2-10	1-1	3-4	1 1 2	3 3	8	1	2	0	0	3	-16	
34 Sierra Davis	F 19:16	3-5	1-2	0-0	0 2 2	1 0	7	0	0	0	0	0	-2	
3 Kendra Parra	G 29:15	4-9	0-3	3-4	0 1 1	3 3	11	3	3	1	0	2	-14	
15 Kaija Lesane	G 16:33	1-3	0-0	0-0	0 0 0	0 1	1	2	1	2	2	0	-14	
4 Ashton Adamson	18:03	1-4	0-3	0-0	0 2 2	2 0	2	0	1	0	0	0	-25	
13 Amelia Raidaveta	14:57	0-1	0-0	0-0	0 3 3	2 0	0	0	0	2	1	0	-22	
0 Laura Taylor	27:13	2-7	2-6	2-2	0 1 1	2 6	8	1	3	1	0	1	-20	
11 Kennedy Eskelson	03:49	0-1	0-1	0-0	0 0 0	0 1	0	0	0	1	0	0	-7	
10 Emri Lovell	09:13	0-2	0-1	0-0	1 1 2	0 0	1	0	0	1	1	0	-4	
<b>Totals</b>		17-52	7-22	8-10	3 17 20	17 16	49	9	15	8	1	7	-28	
Technical Fouls: NONE													Dead Ball Rebounds: 2, 0	

Official Basketball Box Score - Final													Game Time: 7:00 PM	
Utah Valley at BYU													Game Duration: 2:02	
11/14/23 Marriott Center, Provo													Attendance: 1,690	
2023-24 Women's Basketball													Officials: Lisa Jones, Kyle Bacon, Nadi Carey	
Montana St. - 60													Record: 0-1	
NO. Name	Min	FG M-A	3P M-A	FT M-A	Rebounds OR DR TOT	Fouls PF FD	TP	AS	TO	ST	Blocks BS BA	+/-		
11 Katelynn Limardo	F 25:18	2-7	1-3	5-6	2 4 6	4 5	10	1	2	0	0	0	-11	
21 Lexi Deden	F 25:06	1-8	0-0	5-6	0 8 8	2 5	7	0	3	1	2	0	-15	
32 Marah Dykstra	F 24:07	2-9	0-2	2-5	2 3 5	4 3	6	4	1	0	1	0	0	
0 Madison Hall	G 26:17	5-9	2-4	0-2	0 2 2	3 2	12	2	0	3	0	1	-16	
2 Natalie Pictou	G 23:16	0-4	0-1	2-2	1 0 1	3 2	2	3	0	5	0	1	-12	
24 Taylor Janssen	31:06	1-6	1-4	0-0	0 5 5	3 3	2	0	1	0	0	0	3	
15 Isobel Bunyan	24:13	7-12	1-3	0-0	1 0 1	1 1	15	2	2	3	0	0	2	
1 Malea Egan	11:43	2-3	1-1	0-0	1 3 4	3 0	5	0	3	0	0	0	5	
20 Brooke Berry	06:01	0-3	0-1	0-0	0 0 0	0 0	0	0	1	0	0	0	0	
13 Drea Brumfield	02:53	0-0	0-0	0-0	0 1 1	0 0	0	0	0	0	1	0	-1	
<b>Totals</b>		20-61	6-19	14-21	9 27 36	23 18	60	14	12	13	4	2	-8	
Technical Fouls: NONE													Dead Ball Rebounds: 4, 0	

BYU		MSU		Points from		BYU		MSU		Period by Period Scoring					
Biggest lead	11 (4 <sup>th</sup> 2:37)	14 (2 <sup>nd</sup> 9:40)	Turnovers	14	18	1st	8	2nd	17	3rd	24	4th	19	TOT	68
Best Scoring Run	13 (4 <sup>th</sup> 3:13)	13 (1 <sup>st</sup> 2:50)	Paint	18	26	2nd	6	3rd	19	4th	18	10th	16	TOT	60
Lead Changes	4	4	Second Chance	8	6	Fast Breaks	9	Bench	2	23					
Times Tied	4		Bench	2	23										
Time with Lead	13:25	24:41													

GAME 2: WEBER STATE (W, 77-49)

Official Basketball Box Score - Final													Game Time: 11:00 AM	
Weber St. at BYU													Game Duration: 1:58	
11/10/23 Marriott Center, Provo													Attendance: 5,705	
2023-24 Women's Basketball													Officials: Doug Knight, Corey Long, Erica Parker	
BYU - 77													Record: 2-0	
NO. Name	Min	FG M-A	3P M-A	FT M-A	Rebounds OR DR TOT	Fouls PF FD	TP	AS	TO	ST	Blocks BS BA	+/-		
12 Lauren Gustin	F 28:39	10-13	0-0	4-8	1 11 12	2 4	24	1	2	0	0	0	26	
1 Amari Whiting	G 23:31	3-8	0-1	2-4	2 3 5	3 4	8	4	1	3	0	0	28	
10 Kailey Woolston	G 31:41	5-8	3-5	3-4	0 2 2	1 4	16	2	3	1	0	0	14	
11 Kaylee Smiler	G 35:59	4-6	2-3	0-0	1 5 6	2 1	10	5	2	0	4	0	26	
30 Lauren Davenport	G 24:26	1-3	1-3	0-0	0 2 2	3 0	3	0	3	0	1	0	14	
25 Emma Calvert	21:36	3-4	1-1	0-0	0 2 2	2 0	7	0	2	0	2	1	20	
24 Rose Bubakar	09:22	1-2	1-2	1-2	1 2 3	1 1	4	2	2	0	0	0	9	
4 Aifa Matalavao	08:50	0-3	0-0	0-0	2 2 2	2 0	0	1	1	0	0	0	3	
20 Marina Mata	08:02	0-1	0-1	0-0	0 0 0	0 0	0	0	0	0	0	0	2	
21 Heather Hamson	06:27	1-2	0-0	1-3	0 0 0	0 3	3	1	0	1	0	0	-2	
15 McKinley Willardson	01:27	1-1	0-0	0-0	1 0 1	0 0	2	0	0	0	0	0	0	
<b>Totals</b>		29-51	8-16	11-21	8 31 39	16 17	77	16	16	5	7	1	28	
Technical Fouls: NONE													Dead Ball Rebounds: 2, 1	

Official Basketball Box Score - Final													Game Time: 4:30 PM	
Weber Forest at BYU													Game Duration: 1:43	
11/18/23 Cannon Activities Center, Laie													Attendance: 1,473	
2023-24 Women's Basketball													Officials: Rochelle Bennett, Steve Piercy, Courtney Donahue	
Utah Valley - 59													Record: 1-1	
NO. Name	Min	FG M-A	3P M-A	FT M-A	Rebounds OR DR TOT	Fouls PF FD	TP	AS	TO	ST	Blocks BS BA	+/-		
23 Lana Kaitu'u	F 13:04	3-7	0-0	0-1	0 0 0	4 3	6	0	1	0	1	1	-11	
3 Amanda Barcello	G 31:55	1-5	1-4	0-0	0 3 3	1 0	3	1	0	2	0	0	-9	
13 Ally Criddle	G 28:17	2-6	0-1	2-2	2 2 2	2 5	6	1	3	1	0	1	-19	
24 Kaylee Byron	G 16:03	2-4	0-0	0-0	0 2 2	2 1	4	0	2	0	0	0	-7	
25 Halle Nelson	G 26:35	1-7	0-3	0-0	1 3 4	2 0	2	0	0	1	1	1	-5	
10 Saige Gibb	10:58	1-3	1-2	1-2	0 0 0	0 2	4	0	0	0	0	0	-15	
34 Tessa Chaney	26:43	2-7	0-1	6-7	2 7 9	3 4	10	1	2	1	2	0	-6	
5 Jenna Dick	12:10	1-3	1-3	0-0	0 1 1	0 0	3	0	1	0	0	0	-2	
1 Kylee Mabry	15:06	3-6	0-1	0-0	2 2 2	1 0	6	0	2	1	0	0	-6	
12 Eleyana Tafisi	15:39	0-6	0-0	0-0	1 2 3	2 2	0	5	0	1	0	1	-3	
2 Elna Tausinga	03:31	0-2	0-1	0-0	0 0 0	0 0	0	0	0	0	0	1	-2	
<b>Totals</b>		16-56	3-17	9-12	5 22 27	17 17	44	8	11	7	5	5	-15	
Technical Fouls: NONE													Dead Ball Rebounds: 1, 0	

Weber		BYU		Points from		Weber		BYU		Period by Period Scoring					
Biggest lead	0 (1 <sup>st</sup> 10:00)	33 (3 <sup>rd</sup> 2:30)	Turnovers	12	22	1st	8	2nd	6	3rd	20	4th	15	TOT	49
Best Scoring Run	8 (4 <sup>th</sup> 4:57)	23 (2 <sup>nd</sup> 4:44)	Paint	16	40	2nd	6	3rd	16	4th	16	10th	16	TOT	77
Lead Changes	0	7	Second Chance	0	7	Fast Breaks	2	Bench	10	13					
Times Tied	0		Bench	10	16										
Time with Lead	00:00	39:44													

GAME 3: UTAH VALLEY (W, 59-44)

Official Basketball Box Score - Final													Game Time: 7:00 PM	
Utah Valley at BYU													Game Duration: 2:02	
11/14/23 Marriott Center, Provo													Attendance: 1,690	
2023-24 Women's Basketball													Officials: Lisa Jones, Kyle Bacon, Nadi Carey	
Weber Forest - 44													Record: 1-3	
NO. Name	Min	FG M-A	3P M-A	FT M-A	Rebounds OR DR TOT	Fouls PF FD	TP	AS	TO	ST	Blocks BS BA	+/-		
5 Malaya Cowles	F 22:07	3-9	0-0	2-2	1 1 2	2 2	8	1	2	5	1	0	-5	
0 Alyssa Andrews	G 19:14	0-6	0-2	1-2	2 1 3	0 1	1	2	0	1	0	0	-8	
2 Kaia Harrison	G 34:19	4-11	0-0	1-2	0 3 3	3 3	9	1	0	1	0	1	-16	
21 Elise Williams	G 30:48	1-11	0-4	1-2	2 2 4	2 2	3	1	3	0	0	0	-23	
32 Alexandria Scruggs	G 24:03	2-6	0-2	0-0	0 1 1	2 3	4	0	3	1	0	1	-18	
22 Madiyn Jordan	25:11	4-9	3-7	1-2	0 2 2	4 1	12	0	1	1	0	0	-18	
12 Kate Deeble	07:29	0-2	0-1	0-0	0 0 0	0 0	0	0	0	0	0	0	-10	
14 Rylie Theuerkauf	10:20	1-5	0-1	0-0	0 0 0	0 0								



GAME 9: UTAH STATE (W, 72-66)

Official Basketball Box Score - Final  
**Utah St. at BYU**  
 12/05/23 Marriott Center, Provo  
 2023-24 Women's Basketball  
 Game Time: 2:00 PM  
 Game Duration: 2:36  
 Attendance: 1,585  
 Officials: Kyle Bacon, Brian Woods, Nadi Caray

NO.	Name	Min	FG			Rebounds			Fouls			TP	AS	TO	ST	Blocks			+/-																												
			M/A	3P/A	FT/A	OR	DR	TOT	PF	FF	FD					BS	BA	BB																													
23	Tiairra Hill-Brown	F 09:27	1-4	0-2	0-0	0	0	0	1	1	2	0	2	1	0	0	0	-12																													
0	Ivory Finley	G 31:06	3-8	2-2	2-3	0	4	4	5	2	10	1	2	1	0	0	1	2																													
4	Cheyenne Stubbs	G 36:22	5-13	3-6	8-12	0	3	3	4	8	21	2	3	2	0	1	-11																														
11	Macy Smith	G 17:02	1-5	1-4	0-0	0	0	0	1	1	3	1	0	0	0	0	-13																														
24	Skye Miller	G 26:01	4-12	1-4	1-1	2	5	7	2	3	10	1	1	0	0	0	-17																														
33	Livia Knapp	G 24:55	0-1	0-0	0-0	0	2	2	3	0	0	0	1	0	0	0	-1																														
14	Lauren Crocker	06:52	1-1	0-0	0-0	1	2	3	2	1	2	1	2	0	1	0	6																														
31	Allyzee Verdan	15:11	3-5	0-0	1-2	2	1	3	2	4	7	0	2	1	0	0	-4																														
1	Samiana Suguturaga	09:09	1-2	0-0	0-0	0	1	1	2	0	2	0	0	0	0	0	12																														
2	Isabella Tanedo	05:07	0-1	0-0	0-0	0	1	1	1	0	0	0	1	0	0	0	3																														
25	Bridget Mullings	08:24	2-4	0-0	1-2	3	1	4	5	1	5	0	2	0	0	0	3																														
10	Taylia Stimpson	05:28	1-2	0-0	0-0	0	1	1	2	0	2	0	0	0	0	1	1																														
3	Ali Wetta	04:58	1-1	0-0	0-0	0	1	1	0	0	2	1	0	1	0	0	1																														
Team						1			3			4			0																																
Totals			23-59			7-19			13-20			9			25			34			20			21			66			7			16			6			1			3			-6		

Record: 3-5

Shooting By Period

1st FG% 2-10 20.0%

3PT% 0-2 0.0%

FT% 4-8 50.0%

2nd FG% 8-14 57.1%

3PT% 3-6 50.0%

FT% 2-3 66.7%

3rd FG% 6-13 46.2%

3PT% 2-7 28.6%

FT% 2-2 100%

4th FG% 7-17 41.2%

3PT% 2-4 50.0%

FT% 5-7 71.4%

GM FG% 23-59 39.0%

3PT% 7-19 36.8%

FT% 13-20 65.0%

Dead Ball Rebounds: 4, 0

BYU - 72

Record: 7-2

NO.	Name	Min	FG			Rebounds			Fouls			TP	AS	TO	ST	Blocks			+/-																									
			M/A	3P/A	FT/A	OR	DR	TOT	PF	FF	FD					BS	BA	BB																										
12	Lauren Gustin	F 40:00	8-15	0-1	5-13	6	15	21	4	9	21	2	5	0	0	1	6																											
1	Amari Whiting	G 28:29	6-11	0-3	7-8	0	2	2	4	5	19	3	4	3	1	0	16																											
10	Kailey Woolston	G 34:46	3-11	1-4	1-2	2	2	4	2	2	8	5	4	3	0	0	9																											
11	Kaylee Smiler	G 35:14	2-4	2-3	1-2	0	3	3	5	4	7	3	3	2	1	0	7																											
30	Lauren Davenport	G 22:57	1-3	1-3	0-0	1	2	3	2	0	3	0	1	0	0	0	4																											
25	Emma Calvert	G 27:52	3-5	1-3	7-10	2	6	8	4	8	14	1	1	1	0	0	7																											
24	Rose Bubakar	03:38	0-0	0-0	0-0	0	0	0	0	0	0	0	0	0	0	-9																												
4	Alfa Mataavao	04:57	0-2	0-1	0-0	0	0	0	0	0	0	0	1	0	0	0	1																											
20	Marina Mata	01:08	0-0	0-0	0-0	0	0	0	0	0	0	0	0	0	0	0	3																											
Team						0			0			1			0																													
Totals			23-51			5-18			21-35			11			30			41			22			29			14			20			9			3			1			6		

Technical Fouls: Mullings 4, 0, 0, 6

Shooting By Period

1st FG% 9-18 50.0%

3PT% 2-4 50.0%

FT% 0-4 0%

2nd FG% 6-13 46.2%

3PT% 2-3 33.3%

FT% 5-8 62.5%

3rd FG% 3-11 27.3%

3PT% 0-5 0%

FT% 5-7 71.4%

4th FG% 5-9 55.6%

3PT% 1-3 33.3%

FT% 11-16 68.8%

GM FG% 23-51 45.1%

3PT% 5-18 27.8%

FT% 21-35 60.0%

Dead Ball Rebounds: 6, 0

	USU	BYU
Biggest lead	0 (1st 10:00)	16 (3rd 6:21)
Best Scoring Run	9 (3rd 3:28)	10 (1st 6:42)
Lead Changes	0	0
Times Tied	0	0
Time with Lead	00:00	39:42

Points from	USU		BYU	
	Turnovers	14	23	28
Paint	32		28	
Second Chance	6		3	
Fast Breaks	8		19	
Bench	20		14	

Period by Period Scoring	USU				BYU					
	1st	2nd	3rd	4th	TOT	1st	2nd	3rd	4th	TOT
USU	8	21	16	21	66	20	19	11	22	72

GAME 10: BOISE STATE (W, 65-50)

Official Basketball Box Score - Final  
**Boise St. at BYU**  
 12/09/23 Marriott Center, Provo  
 2023-24 Women's Basketball  
 Game Time: 2:00 PM  
 Game Duration: 1:51  
 Attendance: 2,722  
 Officials: Cameron Inouye, Brian Garland, Corey Long

NO.	Name	Min	FG			Rebounds			Fouls			TP	AS	TO	ST	Blocks			+/-																												
			M/A	3P/A	FT/A	OR	DR	TOT	PF	FF	FD					BS	BA	BB																													
22	Trista Hull	F 20:11	2-8	0-0	0-0	2	8	10	4	3	4	1	0	1	2	0	-3																														
23	Natalie Pasco	F 23:44	3-5	0-1	2-2	0	0	0	1	1	8	2	1	0	0	0	-10																														
33	Abby Muse	F 28:46	6-14	0-0	1-5	3	5	8	3	4	13	1	2	1	1	4	-15																														
1	Mya Hansen	G 16:33	2-6	2-3	0-0	0	0	0	0	0	1	6	0	2	1	0	0																														
12	Mary Kay Naro	G 28:58	0-8	0-2	0-0	1	2	3	2	2	0	3	1	0	1	2	-13																														
4	Dani Bayes	18:45	2-5	0-3	0-0	0	0	0	0	0	4	2	1	0	0	0	-9																														
15	Alyssa Christensen	08:31	1-1	1-1	0-0	0	1	1	1	0	3	1	2	0	0	0	-3																														
23	Elodie Lalotte	08:45	2-6	0-1	0-2	1	3	4	4	2	4	2	1	1	0	0	-3																														
2	Linsay Lovrovich	15:45	2-6	0-2	1-4	2	0	2	1	3	5	0	0	0	0	0	-14																														
0	Tatum Thompson	12:07	0-4	0-4	2-2	0	4	4	2	1	2	3	1	0	0	0	-7																														
24	Jayda Clark	06:38	0-0	0-0	0-0	0	0	0	0	0	0	0	1	0	0	0	-3																														
11	Kaitlin Burgess	04:36	0-1	0-0	1-2	0	0	0	0	0	1	1	0	0	0	0	0																														
5	Allie Hueckman	04:03	0-1	0-1	0-0	0	0	0	0	0	1	0	0	0	0	0	1																														
21	Sydney McQuieten	01:40	0-1	0-0	0-0	0	0	0	0	0	0	0	0	0	0	0	1																														
30	Mackenzie Naro	00:58	0-0	0-0	0-0	0	0	0	0	0	0	0	0	0	0	0	3																														
Team						4			3			0			1																																
Totals			20-66			3-18			7-17			13			26			39			19			18			50			14			13			4			5			7			-15		

Record: 7-3

Shooting By Period

1st FG% 6-18 33.3%

3PT% 1-2 50.0%

FT% 0-0 0%

2nd FG% 5-15 33.3%

3PT% 0-5 0.0%

FT% 3-5 60%

3rd FG% 5-20 25.0%

3PT% 1-8 12.5%

FT% 0-2 0%

4th FG% 4-13 30.8%

3PT% 1-3 33.3%

FT% 4-10 40%

GM FG% 20-66 30.3%

3PT% 3-18 16.7%

FT% 7-17 41.2%

Dead Ball Rebounds: 3, 0

BYU - 65

Record: 8-2

NO.	Name	Min	FG			Rebounds			Fouls			TP	AS	TO	ST	Blocks			+/-																												
			M/A	3P/A	FT/A	OR	DR	TOT	PF	FF	FD					BS	BA	BB																													
12	Lauren Gustin	F 33:42	6-11	0-0	4-10	7	11	18	2	9	16	2	6	0	0	2	14																														
25	Emma Calvert	F 27:02	3-9	0-2	0-0	2	12	14	5	1	6	3	3	2	3	1	16																														
1	Amari Whiting	G 29:39	1-6	0-4	3-4	0	4	4	2	2	5	4	3	1	0	0	6																														
10	Kailey Woolston	G 29:59	7-11	4-4	0-0	0	1	2	0	18	3	0	1	0	1	0	23																														
11	Kaylee Smiler	G 34:01	3-6	2-2	0-2	2	3	2	3	2	8	5	3	2	2	0	10																														
30	Lauren Davenport	21:29	2-8	1-5	3-4	0	4	4	3	2	8	1	1	0	2	0	10																														
24	Rose Bubakar	16:25	1-5	0-1	0-0	1	4	5	1	2	2	1	0	0	0	1	4																														
4	Alfa Mataavao	02:53	0-0	0-0	0-2	0	0	0	0	0	1	0	0	0	0	0	-3																														
20	Marina Mata	01:40	0-0	0-0	0-0	0	0	0	0	0	0	0	0	1	0	0	0																														
21	Heather Hamson	01:40	1-1	0-0	0-0	0	0	0	0	0	2	0	0	0	0	0	-1																														
15	McKinley Willardson	00:57	0-0	0-0	0-0	0	0	0	0	0	0	0	0	0	0	0	-3																														
2	Kylie Krebs	00:33	0-0	0-0	0-0	0	0	0	0	0	0	0	0	0	0	0	0																														
Team						2			4			0			0																																
Totals			24-57			7-18			10-22			12			40			52			18			19			65			19			17			6			7			5			15		

Technical Fouls: NONE

Shooting By Period

1st FG% 6-14 42.9%

3PT% 1-1 100.0%

FT% 2-2 100%

2nd FG% 9-18 50.0%

3PT% 3-7 42.9%

FT% 1-2 50%

3rd FG% 6-14 42.9%

3PT% 2-5 40.0%

FT% 2-6 33.3%

4th FG% 3-11 27.3%

3PT% 1-5 20.0%

FT% 5-12 41.7%

GM FG% 24-57 42.1%

3PT% 7-18 38.9%

FT% 10-22 45.5%

Dead Ball Rebounds: 7, 0

	BSU	BYU
Biggest lead	3 (1st 6:05)	18 (4th 3:39)
Best Scoring Run	5 (3rd 7:00)	7 (2nd 9:21)
Lead Changes	3	3
Times Tied	2	2
Time with Lead	01:56	35:

GAME 13: VS. NEVADA (W, 72-59)

PLAYED AT MISSOURI STATE

Official Basketball Box Score - Final														Game Time: 12:00 PM		
Nevada at BYU														Game Duration: 1:51		
2023-24 Women's Basketball														Officials: Missy Brooks, Jessica Fortner, Ty Bills		
Nevada - 59														Record: 6-7		
NO. Name	Min	FG	3P	FT	Rebounds	Fouls	TP	AS	TO	ST	Blocks	BS	BA	+/-	Shooting By Period	
23 Lexie Givens	F 32:49	4-11	1-4	1-1	3 7 10	5 2	10	0	2	1	3	1	0	-6	1st FG%	7-15 46.7%
24 Kennedy Lee	F 27:26	7-13	1-2	1-3	2 0 2	3 2	16	2	1	1	0	2	-10	3PT%	1-4 25.0%	
4 Audrey Roden	G 24:45	4-12	1-3	3-5	0 1 1	4 6	12	3	2	4	0	1	-11	FT%	1-1 100%	
5 Kaylee Borden	G 28:14	1-5	0-2	0-0	0 1 1	2 1	2	1	0	1	0	1	-8	2nd FG%	2-15 13.3%	
10 Dymonique Maxie	G 22:56	2-8	0-2	0-0	0 2 2	1 2	4	2	3	3	0	2	-5	3PT%	2-5 40.0%	
11 Victoria Davis	13:21	3-3	0-0	1-2	0 1 1	0 3	3	0	2	2	0	0	-11	FT%	0-0 0%	
52 Natalie Lathrop	12:29	1-3	0-0	0-0	1 1 2	0 0	2	0	1	1	0	0	-10	3rd FG%	5-18 27.8%	
2 Izzy Sullivan	18:24	3-9	2-6	0-0	0 0 0	1 0	8	0	0	0	0	0	0	3PT%	1-5 20.0%	
21 Tiffany Siu	12:00	0-1	0-0	0-0	0 1 1	1 0	0	0	1	0	0	0	-4	FT%	1-2 50%	
30 Rakiyah Jackson	07:22	1-2	0-0	0-0	0 0 0	3 0	2	0	0	2	0	0	0	4th FG%	10-20 50.0%	
32 Gabby Giuffre	00:14	0-1	0-1	0-0	0 0 0	0 0	0	0	0	0	0	0	0	FT%	1-6 16.7%	
Team					3 1 4	0 0	0	0	0	0	0	0	0	GM FG%	24-68 35.3%	
Totals	24:68	5-20	6-11	9 15 24	20 16	59	8	12	15	3	7	-13	3PT%	5-20 25.0%		
Technical Fouls:NONE														FT%		6-11 54.5%

Official Basketball Box Score - Final														Game Time: 12:00 PM		
BYU at TCU														Game Duration: 1:37		
2023-24 Women's Basketball														Officials: Brian Garland, In'Fini Robinson, Zac Bost		
BYU - 67														Record: 10-4 (0-1)		
NO. Name	Min	FG	3P	FT	Rebounds	Fouls	TP	AS	TO	ST	Blocks	BS	BA	+/-	Shooting By Period	
12 Lauren Gustin	F 38:30	5-17	0-1	0-0	6 10 16	2 2	10	0	0	1	0	3	-17	1st FG%	7-15 46.7%	
25 Emma Calvert	F 22:02	3-7	2-3	0-0	0 5 5	4 1	8	1	1	2	0	0	-10	3PT%	1-4 25.0%	
1 Amari Whiting	G 33:53	3-8	2-6	5-6	0 5 5	3 4	13	6	0	1	0	0	-17	FT%	1-1 100%	
10 Kayley Woolston	G 37:02	6-14	3-8	0-0	1 0 1	3 1	15	4	0	1	0	0	-16	2nd FG%	2-15 13.3%	
11 Kaylee Smiler	G 38:51	2-5	0-2	5-7	0 0 0	3 5	9	5	4	0	1	0	-18	3PT%	2-5 40.0%	
30 Lauren Davenport	14:20	2-5	1-2	0-0	0 0 0	1 0	5	0	1	0	0	0	-4	FT%	0-0 0%	
21 Heather Hamson	04:50	0-1	0-0	0-0	0 0 0	0 0	0	0	0	0	0	0	1	3rd FG%	5-18 27.8%	
24 Rose Bubakar	08:36	3-5	1-2	0-0	0 1 1	2 0	7	3	0	0	0	0	7	3PT%	1-5 20.0%	
4 Al'a Mata'avao	01:09	0-0	0-0	0-0	0 1 1	0 0	0	0	0	0	0	0	0	FT%	1-2 50%	
20 Marina Mata	00:47	0-0	0-0	0-0	0 0 0	0 0	0	0	0	0	0	0	0	4th FG%	10-20 50.0%	
Team					1 2 3	0 0	0	0	0	0	0	0	0	FT%	1-6 16.7%	
Totals	24:62	9-24	10-13	8 23 31	18 13	67	17	7	5	1	4	-14	GM FG%	24-62 35.3%		
Technical Fouls:NONE														FT%		6-11 54.5%

Official Basketball Box Score - Final														Game Time: 12:00 PM		
BYU at TCU														Game Duration: 1:57		
2023-24 Women's Basketball														Officials: Brian Garland, In'Fini Robinson, Zac Bost		
BYU - 72														Record: 10-3		
NO. Name	Min	FG	3P	FT	Rebounds	Fouls	TP	AS	TO	ST	Blocks	BS	BA	+/-	Shooting By Period	
25 Lauren Gustin	F 34:27	11-15	0-0	1-6	3 10 13	2 5	23	1	2	0	0	1	11	1st FG%	6-10 60.0%	
25 Emma Calvert	F 28:24	2-5	1-3	3-4	1 8 9	4 2	8	1	2	0	3	0	5	3PT%	1-4 25.0%	
1 Amari Whiting	G 28:54	4-7	2-4	1-2	1 7 8	3 3	11	2	5	1	0	0	8	FT%	1-4 25.0%	
10 Kayley Woolston	G 36:24	2-6	2-5	6-6	0 2 2	2 8	12	6	6	0	1	1	17	2nd FG%	8-14 57.1%	
30 Lauren Davenport	G 32:55	4-9	2-5	0-0	2 3 5	1 0	10	3	5	0	2	1	5	3PT%	2-6 33.3%	
4 Al'a Mata'avao	16:59	1-6	0-1	0-0	2 1 3	3 0	2	2	2	0	1	1	5	FT%	0-0 0%	
24 Rose Bubakar	11:51	0-0	0-0	0-0	0 3 3	2 0	0	1	1	1	0	0	9	3rd FG%	7-12 58.3%	
21 Heather Hamson	09:08	3-3	0-0	0-0	0 0 0	1 0	6	0	0	0	0	0	1	3PT%	3-5 60.0%	
20 Marina Mata	00:58	0-0	0-0	0-0	0 0 0	0 0	0	0	0	0	0	0	-2	FT%	2-2 100%	
Team					1 2 3	0 0	0	0	0	0	0	0	0	4th FG%	6-11 54.5%	
Totals	27:51	7-18	11-18	10 36 46	16 20	72	16	23	2	7	3	13	GM FG%	27-51 52.9%		
Technical Fouls:NONE														FT%		7-18 38.9%

Official Basketball Box Score - Final														Game Time: 12:00 PM		
BYU at TCU														Game Duration: 1:57		
2023-24 Women's Basketball														Officials: Brian Garland, In'Fini Robinson, Zac Bost		
BYU - 72														Record: 10-3		
NO. Name	Min	FG	3P	FT	Rebounds	Fouls	TP	AS	TO	ST	Blocks	BS	BA	+/-	Shooting By Period	
25 Lauren Gustin	F 34:27	11-15	0-0	1-6	3 10 13	2 5	23	1	2	0	0	1	11	1st FG%	6-10 60.0%	
25 Emma Calvert	F 28:24	2-5	1-3	3-4	1 8 9	4 2	8	1	2	0	3	0	5	3PT%	1-4 25.0%	
1 Amari Whiting	G 28:54	4-7	2-4	1-2	1 7 8	3 3	11	2	5	1	0	0	8	FT%	1-4 25.0%	
10 Kayley Woolston	G 36:24	2-6	2-5	6-6	0 2 2	2 8	12	6	6	0	1	1	17	2nd FG%	8-14 57.1%	
30 Lauren Davenport	G 32:55	4-9	2-5	0-0	2 3 5	1 0	10	3	5	0	2	1	5	3PT%	2-6 33.3%	
4 Al'a Mata'avao	16:59	1-6	0-1	0-0	2 1 3	3 0	2	2	2	0	1	1	5	FT%	0-0 0%	
24 Rose Bubakar	11:51	0-0	0-0	0-0	0 3 3	2 0	0	1	1	1	0	0	9	3rd FG%	7-12 58.3%	
21 Heather Hamson	09:08	3-3	0-0	0-0	0 0 0	1 0	6	0	0	0	0	0	1	3PT%	3-5 60.0%	
20 Marina Mata	00:58	0-0	0-0	0-0	0 0 0	0 0	0	0	0	0	0	0	-2	FT%	2-2 100%	
Team					1 2 3	0 0	0	0	0	0	0	0	0	4th FG%	6-11 54.5%	
Totals	27:51	7-18	11-18	10 36 46	16 20	72	16	23	2	7	3	13	GM FG%	27-51 52.9%		
Technical Fouls:NONE														FT%		7-18 38.9%

Official Basketball Box Score - Final														Game Time: 12:00 PM		
BYU at TCU														Game Duration: 1:57		
2023-24 Women's Basketball														Officials: Brian Garland, In'Fini Robinson, Zac Bost		
BYU - 72														Record: 10-3		
NO. Name	Min	FG	3P	FT	Rebounds	Fouls	TP	AS	TO	ST	Blocks	BS	BA	+/-	Shooting By Period	
25 Lauren Gustin	F 34:27	11-15	0-0	1-6	3 10 13	2 5	23	1	2	0	0	1	11	1st FG%	6-10 60.0%	
25 Emma Calvert	F 28:24	2-5	1-3	3-4	1 8 9	4 2	8	1	2	0	3	0	5	3PT%	1-4 25.0%	
1 Amari Whiting	G 28:54	4-7	2-4	1-2	1 7 8	3 3	11	2	5	1	0	0	8	FT%	1-4 25.0%	
10 Kayley Woolston	G 36:24	2-6	2-5	6-6	0 2 2	2 8	12	6	6	0	1	1	17	2nd FG%	8-14 57.1%	
30 Lauren Davenport	G 32:55	4-9	2-5	0-0	2 3 5	1 0	10	3	5	0	2	1	5	3PT%	2-6 33.3%	
4 Al'a Mata'avao	16:59	1-6	0-1	0-0	2 1 3	3 0	2	2	2	0	1	1	5	FT%	0-0 0%	
24 Rose Bubakar	11:51	0-0	0-0	0-0	0 3 3	2 0	0	1	1	1	0	0	9	3rd FG%	7-12 58.3%	
21 Heather Hamson	09:08	3-3	0-0	0-0	0 0 0	1 0	6	0	0	0	0	0	1	3PT%	3-5 60.0%	
20 Marina Mata	00:58	0-0	0-0	0-0	0 0 0	0 0	0	0	0	0	0	0	-2	FT%	2-2 100%	
Team					1 2 3	0 0	0	0	0	0	0	0	0	4th FG%	6-11 54.5%	
Totals	27:51	7-18	11-18	10 36 46	16 20	72	16	23	2	7	3	13	GM FG%	27-51 52.9%		
Technical Fouls:NONE														FT%		7-18 38.9%

Official Basketball Box Score - Final														Game Time: 12:00 PM		
BYU at TCU														Game Duration: 1:57		
2023-24 Women's Basketball														Officials: Brian Garland, In'Fini Robinson, Zac Bost		
BYU - 72														Record: 10-3		
NO. Name	Min	FG	3P	FT	Rebounds	Fouls	TP	AS	TO	ST	Blocks	BS	BA	+/-	Shooting By Period	
25 Lauren Gustin	F 34:27	11-15	0-0	1-6	3 10 13	2 5	23	1	2	0	0	1	11	1st FG%	6-10 60.0%	
25 Emma Calvert	F 28:24	2-5	1-3	3-4	1 8 9	4 2	8	1	2	0	3	0	5	3PT%	1-4 25.0%	
1 Amari Whiting	G 28:54	4-7	2-4	1-2	1 7 8	3 3	11	2	5	1	0	0	8	FT%	1-4 25.0%	
10 Kayley Woolston	G 36:24	2-6	2-5	6-6	0 2 2	2 8	12	6	6	0	1	1	17	2nd FG%	8-14 57.1%	
30 Lauren Davenport	G 32:55	4-9	2-5	0-0	2 3 5	1 0	10	3	5	0	2	1	5	3PT%	2-6 33.3%	
4 Al'a Mata'avao	16:59	1-6	0-1	0-0	2 1 3	3 0	2	2	2	0	1	1	5	FT%	0-0 0%	
24 Rose Bubakar	11:51	0-0	0-0	0-0	0 3 3	2 0	0	1	1	1	0	0	9	3rd FG%	7-12 58.3%	
21 Heather Hamson	09:08	3-3	0-0	0-0	0 0 0	1 0	6	0	0	0	0	0	1	3PT%	3-5 60.0%	
20 Marina Mata	00:58	0-0	0-0	0-0	0 0 0	0 0	0	0	0	0	0	0	-2	FT%		

GAME 17: AT HOUSTON (L, 79-69)

Official Basketball Box Score - Final													Game Time: 7:00 PM		
BYU at Houston													Game Duration: 2:01		
01/17/24 Ferritt Center, Houston													Attendance: 805		
2023-24 Women's Basketball													Officials: Michael McConnell, Scott Yarbrough, Reynwa Seales		
BYU - 69													Record: 10-7 (0-4)		
NO. Name	Min	FG M-A	3P M-A	FT M-A	Rebounds OR DR TOT	Fouls PF FD	TP	AS	TO	ST	Blocks BS BA	+/-			
12 Lauren Gustin	F 39:33	7-12	0-0	0-0	8 9 17	3 1	14	1	3	0	1	-12			
25 Emma Calvert	F 06:46	1-2	0-1	0-0	0 1 1	1 0	2	0	2	0	1	0			
1 Amari Whiting	G 36:08	5-8	2-3	3-4	0 1 1	3 5	15	6	6	0	0	-14			
10 Kaleigh Woolston	G 33:17	0-6	0-4	4-4	0 4 4	5 5	4	1	3	1	0	0			
11 Kaylee Smiler	G 35:07	5-7	4-5	1-2	0 1 1	4 2	15	2	3	0	0	-8			
24 Rose Bubakar	19:39	1-4	0-0	2-2	2 4 6	3 1	4	3	3	0	0	-10			
30 Lauren Davenport	28:17	1-3	1-4	0-0	1 3 4	1 2	15	0	2	0	2	1			
4 Ali'a Mata'avao	01:13	0-0	0-0	0-0	0 0 0	0 0	0	0	0	0	0	-2			
Team		26-52	7-17	10-12	12 25 37	20 16	69	13	25	1	4	-10			
Totals		26-52	7-17	10-12	12 25 37	20 16	69	13	25	1	4	-10			
Technical Fouls: NONE															

Houston - 79													Record: 10-5 (1-3)		
NO. Name	Min	FG M-A	3P M-A	FT M-A	Rebounds OR DR TOT	Fouls PF FD	TP	AS	TO	ST	Blocks BS BA	+/-			
1 Bri'a Patterson	F 21:29	0-4	0-1	2-3	0 2 1	1 3	2	1	1	1	0	0			
34 Kamryn Jones	F 33:17	3-7	1-2	1-2	2 2 4	2 2	8	2	8	1	0	16			
42 Peyton McFarland	F 22:54	4-7	0-0	1-2	4 4 8	3 2	9	0	0	0	0	0			
5 N'Yah Boyd	G 26:19	5-9	1-4	0-0	0 4 0	3 2	11	6	1	0	0	11			
14 Laila Blair	G 30:36	4-10	1-3	11-12	0 0 0	2 6	20	3	0	0	1	3			
21 Mal'ayah Johnson	15:12	2-4	1-1	0-0	1 1 2	0 0	5	2	0	2	0	2			
2 Kiera Merchant	12:01	1-2	0-0	3-3	0 0 0	0 1	5	0	1	0	0	-4			
33 Logyn McNeil	16:01	0-2	0-0	3-4	1 2 3	1 2	3	0	1	0	0	9			
10 Britney Onyeje	20:42	6-11	4-8	0-0	1 5 6	4 2	16	0	1	1	0	2			
24 Shaheux Aaron	01:29	0-1	0-1	0-0	0 0 0	0 0	0	0	0	0	0	-4			
Team		25-57	8-21	21-26	10 15 25	16 20	79	11	13	13	1	4			
Totals		25-57	8-21	21-26	10 15 25	16 20	79	11	13	13	1	4			
Technical Fouls: NONE															

Biggest lead	BYU 1 (1 <sup>st</sup> 9:05)	HOU 15 (1 <sup>st</sup> 2:11)
Best Scoring Run	BYU 14 (2 <sup>nd</sup> 6:39)	HOU 11 (1 <sup>st</sup> 6:28)
Lead Changes	2	
Times Tied	0	
Time with Lead	01:01	38:16

GAME 19: AT OKLAHOMA STATE (L, 82-50)

Official Basketball Box Score - Final													Game Time: 6:30 PM		
BYU at Oklahoma St.													Game Duration: 1:57		
01/17/24 Gallagher-Iba Arena, Stillwater													Attendance: 2,044		
2023-24 Women's Basketball													Officials: Maj Forsberg, Brian Garland, Denoya Ugh		
BYU - 50													Record: 11-4 (1-5)		
NO. Name	Min	FG M-A	3P M-A	FT M-A	Rebounds OR DR TOT	Fouls PF FD	TP	AS	TO	ST	Blocks BS BA	+/-			
12 Lauren Gustin	F 33:37	4-9	0-1	2-7	4 6 10	1 5	10	3	4	0	2	-28			
25 Emma Calvert	F 13:26	2-6	1-2	0-0	0 4 4	4 0	5	0	2	1	0	-19			
1 Amari Whiting	G 28:12	3-9	1-5	2-5	1 4 5	2 5	9	1	2	1	1	-25			
10 Kaleigh Woolston	G 32:11	4-9	1-5	0-0	1 2 3	2 1	9	1	6	0	0	-34			
11 Kaylee Smiler	G 30:27	0-2	0-0	2-2	0 2 2	3 2	2	3	4	1	1	-19			
30 Lauren Davenport	25:35	1-7	0-4	1-2	0 1 1	2 3	6	0	1	0	0	-25			
24 Rose Bubakar	18:41	2-4	0-0	2-4	0 1 1	2 3	6	0	1	1	0	-4			
4 Ali'a Mata'avao	11:08	2-6	0-1	0-0	2 2 3	4 0	0	1	1	0	0	-2			
20 Marina Mata	03:18	0-0	0-0	0-0	0 1 1	0 0	0	0	0	0	0	-2			
21 Heather Hamson	02:15	0-0	0-0	2-2	1 3 0	0 2	0	2	0	0	0	0			
15 McKinley Willardson	01:10	0-0	0-0	0-0	0 0 0	1 0	0	0	0	0	0	-2			
Team		18-52	3-18	11-22	12 27 39	20 21	50	7	25	6	2	-32			
Totals		18-52	3-18	11-22	12 27 39	20 21	50	7	25	6	2	-32			
Technical Fouls: NONE															

Biggest lead	BYU 0 (1 <sup>st</sup> 10:00)	OSU 34 (4 <sup>th</sup> 2:15)
Best Scoring Run	BYU 6 (2 <sup>nd</sup> 6:19)	OSU 13 (3 <sup>rd</sup> 8:54)
Lead Changes	0	
Times Tied	0	
Time with Lead	00:00	38:54

Biggest lead	BYU 3 (1 <sup>st</sup> 8:09)	OSU 15 (4 <sup>th</sup> 3:39)
Best Scoring Run	BYU 7 (3 <sup>rd</sup> 8:42)	OSU 9 (4 <sup>th</sup> 3:39)
Lead Changes	1	
Times Tied	0	
Time with Lead	01:08	37:01

GAME 18: CINCINNATI (W, 68-58)

Official Basketball Box Score - Final													Game Time: 4:00 PM		
Cincinnati at BYU													Game Duration: 2:02		
01/19/24 Marriott Center, Provo													Attendance: 1,786		
2023-24 Women's Basketball													Officials: Julie Krommenhoek, Tiffany Bird, In'ni Robinson		
Cincinnati - 58													Record: 9-7 (1-4)		
NO. Name	Min	FG M-A	3P M-A	FT M-A	Rebounds OR DR TOT	Fouls PF FD	TP	AS	TO	ST	Blocks BS BA	+/-			
20 Jillian Hayes	F 29:55	5-7	0-1	4-5	2 6 8	2 4	14	1	2	3	1	-4			
22 Malea Williams	F 28:15	5-7	4-6	1-2	0 7 7	1 1	15	1	0	1	0	-4			
3 Reagan Jackson	G 27:19	2-8	1-3	0-0	0 3 3	2 1	5	0	0	2	0	-9			
5 Braylyn Milton	G 34:38	3-9	2-4	2-2	0 1 1	2 1	10	4	2	0	0	-11			
34 A'riel Jackson	G 22:00	2-10	0-1	2-5	0 1 1	4 4	6	2	3	0	0	-2			
42 Clarissa Craig	17:52	1-5	0-0	0-0	2 1 3	4 0	2	1	1	0	1	-17			
10 Brianna Byars	09:06	1-3	0-0	0-0	0 1 1	0 1	2	0	0	0	0	-2			
11 Ta'Ziah Jenks	13:30	0-1	0-0	2-2	1 0 1	2 2	2	1	2	1	0	-1			
6 Aicha Dia	11:17	1-1	0-0	0-0	0 1 1	2 2	0	0	2	0	0	-3			
1 Nia Clark	06:08	0-0	0-0	0-0	0 0 0	0 0	0	0	0	0	0	0			
Team		25-59	7-15	11-16	13 23 36	18 16	58	10	12	7	2	-10			
Totals		25-59	7-15	11-16	13 23 36	18 16	58	10	12	7	2	-10			
Technical Fouls: NONE															

Biggest lead	CINCI 3 (1 <sup>st</sup> 9:08)	BYU 14 (2 <sup>nd</sup> 1:14)
Best Scoring Run	CINCI 9 (3 <sup>rd</sup> 7:53)	BYU 8 (2 <sup>nd</sup> 1:14)
Lead Changes	5	
Times Tied	3	
Time with Lead	04:06	31:50

Biggest lead	CINCI 14	BYU 20
Best Scoring Run	CINCI 20	BYU 32
Lead Changes	5	9
Times Tied	1	6
Time with Lead	8	15

GAME 20: TEXAS TECH (W, 60-48)

Official Basketball Box Score - Final													Game Time: 4:00 PM		
Texas Tech at BYU													Game Duration: 1:57		
01/20/24 Marriott Center, Provo													Attendance: 1,673		
2023-24 Women's Basketball													Officials: Metta Christensen, Brian Woods, Kelly Bloomfield		
Texas Tech - 46													Record: 14-6 (3-4)		
NO. Name	Min	FG M-A	3P M-A	FT M-A	Rebounds OR DR TOT	Fouls PF FD	TP	AS	TO	ST	Blocks BS BA	+/-			
2 Kilah Frelton	F 23:07	0-6	0-1	4-4	4 6 10	2 2	4	0	2	2	2	-6			
12 Jordyn Merritt	F 26:13	2-10	1-4	0-0	2 5 7	4 1	5	2	1	2	1	-13			
5 Rhylee McKinney	G 20:39	0-5	0-2	0-0	0 0 0	1 1	0	0	0	0	0	-7			
20 Bailey Maupin	G 25:17	4-8	3-4	2-3	0 3 3	2 12	2	5	0	0	0	-11			
24 Jada Wynn	G 22:11	0-2	0-1	0-0	1 2 3	4 0	0	1	0	0	0	-6			
3 Jasmine Shavers	25:19	5-16	1-4	5-5	1 1 2	0 3	16	0	3	1	0	-10			
13 Elina Anke	16:40	0-0	0-0	0-0	1 0 1	2 2	0	0	2	0	0	-6			
25 Ashley Chevalier	19:42	0-0	0-0	1-2	0 3 3	1 1	1	1	0	1	0	-11			
23 Logan Johnson	20:09	3-6	1-4	1-2	0 2 2	1 3	8	1	1	0	0	1			
42 Jazmae Lewis	00:43	0-1	0-0	0-0	0 0 0	0 0	0	0	0	0	0	-1			
Team		14-52	5-19	13-16	11 24 35	18 15	46	8	14	6	4	-14			
Totals		14-52	5-19	13-16	11 24 35	18 15	46	8	14	6	4	-14			
Technical Fouls: NONE															

Biggest lead	BYU 3 (1 <sup>st</sup> 8:09)	OSU 15 (4 <sup>th</sup> 3:39)
Best Scoring Run	BYU 7 (3 <sup>rd</sup> 8:42)	OSU 9 (4 <sup>th</sup> 3:39)
Lead Changes	1	
Times Tied	0	
Time with Lead	01:08	37:01

Biggest lead	BYU 11	OSU 17
Best Scoring Run	BYU 11	OSU 13
Lead Changes	11	15
Times Tied	2	5
Time with Lead	17	15



GAME 21: AT NO. 4 KANSAS STATE (L, 67-65)

Official Basketball Box Score - Final  
**BYU at Kansas St.**  
 01/27/24 Bramlage Coliseum, Manhattan  
 2023-24 Women's Basketball  
 Game Time: 4:00 PM  
 Game Duration: 1:57  
 Attendance: 8,180  
 Officials: Kevin Pethel, Scott Yarbrough, Ashlee Goode

BYU - 65		Record: 12-9 (2-6)										Shooting By Period												
NO.	Name	Min	FG	3P	FT	Rebounds	Fouls	TP	AS	TO	ST	Blocks	PF	FD	1st	2nd	3rd	4th	TOT	FG%	3P%	FT%		
			M-A	M-A	M-A	OR DR TOT	PF FD					BS BA			FG%	3P%	FT%	FG%	3P%	FT%	FG%	3P%	FT%	
12	Lauren Gustin	F 40:00	12-23	0-0	1-2	6 15 21	4 4	25	2	3	0	0	0	0	5	10	5	3	10	1	1	0	5	-11
25	Emma Calvert	F 32:28	2-6	0-2	1-4	0 4 4	2 2	5	0	3	1	0	0	1	0	2	2	5	0	0	0	0	1	-3
1	Amari Whiting	G 34:27	3-7	2-3	2-2	0 4 4	4 1	10	4	2	2	1	1	1	3	3	3	10	6	3	0	0	0	-16
10	Kailey Woolston	G 32:22	6-13	2-4	0-0	1 2 3	4 0	14	3	3	0	0	1	1	4	2	2	26	2	2	0	0	0	-8
11	Kaylee Smiler	G 36:59	3-4	1-1	2-2	1 1 2	3 3	9	4	3	2	1	0	0	3	3	1	2	0	1	3	1	0	-3
24	Rose Bubakar	G 14:50	1-2	0-1	0-0	1 3 4	1 1	2	5	1	0	0	0	0	2	2	2	2	2	2	0	1	0	-12
4	Ali'a Mata'avao	G 08:54	0-3	0-1	0-0	0 1 1	2 0	0	0	2	1	0	0	0	0	0	2	0	0	0	0	0	0	-1
Team						3 2 5	0 0	0	0	2	1	0	0	0	2	2	4	0	0	0	0	0	0	-10
Totals			27-58	5-12	6-10	12 32 44	20 11	65	18	17	6	2	3	2	19	55	13	14	5	1	7	1	-14	

Technical Fouls: NONE

Kansas St. - 67		Record: 20-1 (9-0)										Shooting By Period												
NO.	Name	Min	FG	3P	FT	Rebounds	Fouls	TP	AS	TO	ST	Blocks	PF	FD	1st	2nd	3rd	4th	TOT	FG%	3P%	FT%		
			M-A	M-A	M-A	OR DR TOT	PF FD					BS BA			FG%	3P%	FT%	FG%	3P%	FT%	FG%	3P%	FT%	
30	Gisela Sanchez	F 23:22	7-12	3-5	1-1	3 0 3	1 1	18	2	4	1	0	0	0	3	3	1	1	0	0	0	0	0	-3
3	Jaelyn Glenn	G 37:53	3-7	3-6	0-0	1 2 3	3 0	9	3	1	1	0	0	0	4	1	1	0	0	0	0	0	0	0
4	Serena Sundell	G 37:42	3-9	1-2	7-12	2 5 7	0 7	14	8	0	0	0	1	1	1	1	0	0	0	0	0	0	0	0
5	Brylee Glenn	G 21:12	3-8	0-3	2-4	2 2 4	1 4	8	1	1	0	0	0	0	0	0	0	0	0	0	0	0	0	0
12	Gabby Gregory	G 32:02	3-14	2-9	2-4	0 0 0	0 0	2	6	10	1	0	0	0	1	1	0	0	0	0	0	0	0	-4
11	Taryn Sides	G 02:18	0-0	0-0	0-0	0 0 0	0 0	0	0	0	0	0	0	0	0	0	0	0	0	0	0	0	0	0
21	Eliza Maupin	21:20	1-3	0-0	0-0	1 2 3	4 1	2	1	3	0	0	0	0	1	1	0	0	0	0	0	0	0	11
1	Zyanna Walker	24:11	2-7	1-2	1-2	2 5 7	0 1	6	1	3	0	2	3	1	0	0	0	0	0	0	0	0	0	0
Team						1 3 4	0 0	0	1	1	0	0	0	0	1	1	1	3	2	2	0	0	0	0
Totals			22-61	10-27	13-23	12 19 31	11 20	67	19	12	11	3	2	2	22	61	13	13	2	0	0	0	0	0

Technical Fouls: NONE

BYU	KState	Points from Turnovers	BYU	KState	Period by Period Scoring						
Biggest lead	5 (2 <sup>nd</sup> 3:41)	6 (2 <sup>nd</sup> 7:29)	Paint	42	22	1st	2nd	3rd	4th	TOT	
Best Scoring Run	11 (2 <sup>nd</sup> 3:41)	7 (1 <sup>st</sup> 2:04)	Second Chance	12	9	BYU	11	15	19	20	65
Lead Changes	8		Fast Breaks	6	9	KState	16	7	25	19	67
Times Tied	12		Bench	2	8						
Time with Lead	10:29	22:14									

GAME 22: AT KANSAS (L, 67-53)

Official Basketball Box Score - Final  
**BYU at Kansas**  
 01/31/24 Allen Fieldhouse, Lawrence  
 2023-24 Women's Basketball  
 Game Time: 6:32 PM  
 Game Duration: 1:56  
 Attendance: 2,964  
 Officials: Eric Brewton, Maggie Tieman, Cameron Inouye

BYU - 53		Record: 12-10 (2-7)										Shooting By Period												
NO.	Name	Min	FG	3P	FT	Rebounds	Fouls	TP	AS	TO	ST	Blocks	PF	FD	1st	2nd	3rd	4th	TOT	FG%	3P%	FT%		
			M-A	M-A	M-A	OR DR TOT	PF FD					BS BA			FG%	3P%	FT%	FG%	3P%	FT%	FG%	3P%	FT%	
12	Lauren Gustin	F 36:01	5-22	0-1	0-0	5 5 10	5 3	25	1	1	1	0	0	0	5	10	5	3	10	1	1	0	5	-11
25	Emma Calvert	F 10:34	0-2	0-0	0-0	0 2 2	0 2	2	0	0	0	0	0	0	0	0	0	0	0	0	0	0	0	0
1	Amari Whiting	G 33:53	4-6	1-2	1-5	2 3 5	3 3	10	6	3	0	0	0	0	3	3	10	6	3	0	0	0	0	-16
10	Kailey Woolston	G 35:52	8-14	6-10	4-4	0 2 2	4 2	26	2	2	2	0	0	0	4	2	2	26	2	2	0	0	0	-8
11	Kaylee Smiler	G 37:17	0-3	0-1	0-0	0 3 3	1 2	0	1	2	0	1	0	0	3	3	1	2	0	1	3	1	0	-3
24	Rose Bubakar	G 22:31	0-0	0-0	2-2	0 2 2	2 2	2	2	2	2	0	0	0	2	2	2	2	2	2	0	1	0	-12
30	Lauren Davenport	G 23:03	2-7	1-4	0-0	0 1 1	1 1	2	5	1	1	1	0	0	1	1	1	2	5	1	1	1	0	-1
4	Ali'a Mata'avao	G 00:49	0-0	0-0	0-0	0 0 0	0 0	0	0	0	0	0	0	0	0	0	0	0	0	0	0	0	0	-10
Team						2 2 4	0 0	0	0	0	0	0	0	0	2	2	4	0	0	0	0	0	0	-10
Totals			19-55	8-20	7-11	9 20 29	23 14	53	13	14	5	1	7	14	19	55	13	14	5	1	7	14	-14	

Technical Fouls: NONE

Kansas - 67		Record: 11-10 (4-6)										Shooting By Period													
NO.	Name	Min	FG	3P	FT	Rebounds	Fouls	TP	AS	TO	ST	Blocks	PF	FD	1st	2nd	3rd	4th	TOT	FG%	3P%	FT%			
			M-A	M-A	M-A	OR DR TOT	PF FD					BS BA			FG%	3P%	FT%	FG%	3P%	FT%	FG%	3P%	FT%		
1	Taiyanna Jackson	C 33:49	10-16	0-0	5-12	12 10 22	4 8	25	0	4	0	5	0	0	12	10	2	4	8	25	0	4	0	5	0
0	Wiyette Mayberry	G 38:15	3-10	1-5	4-4	0 0 0	1 1	3	11	3	3	5	0	0	12	10	2	4	8	25	0	4	0	5	0
5	Ryan Cobbins	G 37:22	2-5	0-1	2-2	1 1 2	3 3	6	2	3	0	1	0	1	12	10	2	4	8	25	0	4	0	5	0
12	S'Mya Nichols	G 30:24	5-9	0-0	7-8	0 4 4	4 6	17	2	3	1	0	0	0	12	10	2	4	8	25	0	4	0	5	0
15	Zakiyah Franklin	G 38:44	1-8	0-2	2-2	1 2 3	0 1	4	1	1	0	0	0	0	17	10	2	4	8	25	0	4	0	5	0
6	Laila Conesa	G 12:34	0-5	0-0	0-0	0 1 1	0 1	0	0	0	0	0	0	0	0	0	0	0	0	0	0	0	0	0	
14	Dana Papadopolou	G 05:24	1-1	0-0	0-0	1 0 1	1 0	2	0	1	1	0	0	0	0	0	0	0	0	0	0	0	0	0	
32	Skyler Gill	G 03:29	0-0	0-0	2-2	0 1 1	1 1	2	0	0	0	0	0	0	0	0	0	0	0	0	0	0	0	0	
Team						2 0 2	0 0	0	0	0	0	0	0	0	0	0	0	0	0	0	0	0	0	0	
Totals			22-54	1-13	22-30	17 30 47	14 23	67	8	15	7	7	7	14	17	30	47	14	23	67	8	15	7	7	14

Technical Fouls: NONE

BYU	KAN	Points from Turnovers	BYU	KAN	Period by Period Scoring						
Biggest lead	0 (1 <sup>st</sup> 10:00)	17 (4 <sup>th</sup> 0:15)	Paint	20	36	1st	2nd	3rd	4th	TOT	
Best Scoring Run	8 (4 <sup>th</sup> 5:41)	9 (3 <sup>rd</sup> 1:47)	Second Chance	9	17	BYU	8	13	12	20	53
Lead Changes	0		Fast Breaks	6	5	KAN	12	14	18	23	67
Times Tied	1		Bench	7	4						
Time with Lead	00:00	38:54									

GAME 23: WEST VIRGINIA (L, 76-69)

Official Basketball Box Score - Final  
**West Virginia at BYU**  
 02/03/24 Marriott Center, Provo  
 2023-24 Women's Basketball  
 Game Time: 4:00 PM  
 Game Duration: 1:53  
 Attendance: 1,754  
 Officials: Maj Forsberg, Tiffany Bird, Brian Garland

West Virginia - 76		Record: 19-2 (9-2)										Shooting By Period												
NO.	Name	Min	FG	3P	FT	Rebounds	Fouls	TP	AS	TO	ST	Blocks	PF	FD	1st	2nd	3rd	4th	TOT	FG%	3P%	FT%		
			M-A	M-A	M-A	OR DR TOT	PF FD					BS BA			FG%	3P%	FT%	FG%	3P%	FT%	FG%	3P%	FT%	
14	Kylee Blacksten	F 18:58	2-6	1-4	0-0	0 1 1	2 0	5	0	0	0	0	0	0	14	10	2	1	0	0	0	0	0	-14
10	Jordan Harrison	G 32:02	3-9	1-3	4-6																			



GAME 25: AT CINCINNATI (W, 69-57)

Official Basketball Box Score - Final <b>BYU at Cincinnati</b> 02/10/24 Fifth Third Arena, Cincinnati 2023-24 Women's Basketball Game Time: 12:00 PM Game Duration: 1:51 Attendance: 1,084 Officials: Cameron Inouye, Lisa Jones, Billy Smith												
Record: 14-11 (4-8)												
NO. Name	Min	FG M-A	3P M-A	FT M-A	Rebounds OR DR TOT	Fouls PF FD	TP	AS	TO	ST	Blocks BS BA	+/-
12 Lauren Gustin	F 18:41	10-16	0-0	1-2	3 17 20	3 3	21	1	1	0	2 2	14
24 Rose Bubakar	F 28:41	1-3	0-2	0-0	0 0 0	3 2	2	1	4	0	0 0	-3
1 Amari Whiting	G 33:12	4-10	0-2	2-2	0 7 7	2 1	10	2	4	0	1 0	7
10 Kaylee Woolston	G 35:05	8-12	4-7	0-0	1 4 5	1 2	20	6	3	0	0 0	13
11 Kaylee Smiler	G 30:21	2-6	1-4	2-2	0 2 2	2 2	7	5	1	1	2 0	16
30 Lauren Davenport	G 22:18	2-8	2-5	0-0	0 1 1	1 1	6	1	0	0	1 0	4
25 Emma Calvert	G 20:55	1-4	1-2	0-0	0 5 5	4 1	3	0	2	0	1 1	9
Team					4 1 5	0	0	1				
<b>Totals</b>		28-59	8-22	5-6	8 37 45	16 11	69	16	16	1	7 3	12
Technical Fouls: NONE												
Shooting By Period 1st FG% 7-17 41.2% 3PT% 1-6 16.7% FT% 0-0 0% 2nd FG% 7-15 46.7% 3PT% 4-9 44.4% FT% 0-0 0% 3rd FG% 8-17 47.1% 3PT% 3-7 42.9% FT% 0-0 0% 4th FG% 6-10 60.0% 3PT% 0-0 0% FT% 5-6 83.3% GM FG% 28-59 47.5% 3PT% 8-22 36.4% FT% 5-6 83.3% Dead Ball Rebounds: 2, 1												

Cincinnati - 57 Record: 12-11 (4-8)												
NO. Name	Min	FG M-A	3P M-A	FT M-A	Rebounds OR DR TOT	Fouls PF FD	TP	AS	TO	ST	Blocks BS BA	+/-
11 TaZiah Jenks	F 27:56	2-14	0-1	2-2	3 3 6	2 1	6	1	1	2	0 0	-2
20 Jillian Hayes	F 28:59	5-12	0-1	6-10	2 5 7	1 7	16	2	0	2	1 1	-4
22 Malea Williams	F 29:16	2-7	1-2	0-0	1 3 4	2 1	5	1	3	0	1 0	-7
3 Reagan Jackson	G 34:07	4-10	2-7	4-4	0 2 2	0 3	14	1	1	1	0 1	-12
4 Ariel Jackson	G 25:05	4-2	2-3	1-1	0 0 0	0 3	11	2	0	0	0 3	0
42 Clarissa Craig	G 11:46	1-3	0-0	0-0	0 3 3	2 0	2	0	2	1	0 1	-2
5 Braylyn Milton	17:15	0-4	0-1	1-2	1 1 2	0 1	1	1	0	0	0 1	-3
6 Aicha Dia	06:59	0-1	0-0	0-0	0 1 1	0 0	0	0	0	0	0 0	-6
1 Nia Clark	08:07	0-0	0-0	0-0	1 1 2	0 0	0	0	0	0	0 0	-9
10 Brianna Byars	09:28	1-3	0-0	0-0	0 0 0	1 0	2	0	0	0	1 0	-7
7 Abby Holtman	00:31	0-0	0-0	0-0	0 0 0	0 0	0	0	0	0	0 0	-4
33 Delaney Snyder	00:31	0-0	0-0	0-0	0 0 0	0 0	0	0	0	0	0 0	-4
Team					3 3 6	0	0	0	0	0	0 0	
<b>Totals</b>		19-66	5-15	14-19	11 22 33	11 16	57	8	8	6	3 7	-12
Technical Fouls: NONE												
Shooting By Period 1st FG% 4-13 30.8% 3PT% 1-4 25.0% FT% 6-7 85.7% 2nd FG% 5-15 33.3% 3PT% 1-3 33.3% FT% 4-6 66.7% 3rd FG% 2-17 11.8% 3PT% 1-2 50.0% FT% 4-4 100% 4th FG% 8-21 38.1% 3PT% 2-6 33.3% FT% 0-2 0% GM FG% 19-66 28.8% 3PT% 5-15 33.3% FT% 14-19 73.7% Dead Ball Rebounds: 3, 0												

BYU		CIN		Points from Turnovers		BYU		CIN		Period by Period Scoring						
Biggest lead	13 (3rd 3:13)	6 (1st 2:12)	Paint	34	26	1st	2nd	3rd	4th	TOT	BYU	15	18	19	17	69
Best Scoring Run	6 (1st 0:54)	7 (1st 4:55)	Second Chance	2	8	CIN	15	15	9	18	57					
Lead Changes	3		Fast Breaks	9	6											
Times Tied	4		Bench	9	5											
Time with Lead	27:56	07:36														

GAME 26: AT UCF (W, 64-60)

Official Basketball Box Score - Final <b>BYU at UCF</b> 02/13/24 Addition Financial Arena, Orlando 2023-24 Women's Basketball Game Time: 6:00 PM Game Duration: 2:00 Attendance: 849 Officials: Michael McConnell, Heynya Seales, Xiomara Cruz-Johnson												
Record: 15-11 (5-8)												
NO. Name	Min	FG M-A	3P M-A	FT M-A	Rebounds OR DR TOT	Fouls PF FD	TP	AS	TO	ST	Blocks BS BA	+/-
12 Lauren Gustin	F 39:15	11-17	0-1	0-0	3 12 15	1 1	22	1	2	1	0 0	5
24 Rose Bubakar	F 13:35	1-3	0-1	1-2	0 1 1	1 1	3	0	1	2	0 1	1
1 Amari Whiting	G 32:18	4-10	0-3	3-7	1 4 5	3 4	11	1	4	0	0 0	-6
10 Kaylee Woolston	G 30:25	5-10	2-5	6-6	1 4 5	2 3	18	1	1	0	0 0	4
11 Kaylee Smiler	G 35:35	1-1	1-1	2-2	0 4 4	3 2	5	6	2	2	2 0	4
25 Emma Calvert	19:50	1-4	1-3	0-0	0 0 0	3 2	3	1	3	1	0 0	11
30 Lauren Davenport	29:02	0-6	0-4	2-2	0 1 1	3 2	2	4	0	0	1 0	1
Team					1 1 2	0	0	0	0	0	0 0	
<b>Totals</b>		23-51	4-18	14-19	6 27 33	16 15	64	14	13	6	3 1	4
Technical Fouls: NONE												
Shooting By Period 1st FG% 7-12 58.3% 3PT% 1-4 25.0% FT% 2-5 40% 2nd FG% 5-13 38.5% 3PT% 0-5 0% FT% 4-4 100% 3rd FG% 9-16 56.3% 3PT% 3-6 50.0% FT% 2-2 100% 4th FG% 2-10 20.0% 3PT% 0-3 0% FT% 6-8 75% GM FG% 23-51 45.1% 3PT% 4-18 22.2% FT% 14-19 73.7% Dead Ball Rebounds: 3, 0												

UCF - 60 Record: 12-11 (3-10)												
NO. Name	Min	FG M-A	3P M-A	FT M-A	Rebounds OR DR TOT	Fouls PF FD	TP	AS	TO	ST	Blocks BS BA	+/-
35 Khyala Ngodu	C 26:15	7-9	0-0	3-4	2 8 10	0 3	17	2	0	1	1 0	0
0 Laila Jewett	G 30:16	3-11	2-5	0-0	1 4 5	4 0	8	5	2	0	0 0	-9
3 Kaitlin Peterson	G 37:43	4-16	2-6	4-4	3 2 5	1 4	14	0	2	0	0 2	-6
10 Myra Burns	G 32:51	2-10	1-3	0-2	2 1 3	4 3	5	2	3	1	0 0	2
30 Morgan Robinson-Nwagwu	G 24:37	3-6	0-0	3-3	2 4 6	1 3	9	1	0	1	0 1	-14
21 Timia Ware	21:38	1-4	0-2	3-4	0 2 2	0 3	5	1	2	1	0 0	4
24 Jayla Kelly	05:34	0-0	0-0	0-0	0 0 0	2 0	0	0	0	0	0 0	-7
11 Achol Akot	00:53	0-0	0-0	0-0	0 0 0	1 0	0	0	0	0	0 0	2
15 Taylor Gibson	12:17	1-4	0-2	0-0	1 1 2	1 0	2	0	0	0	0 0	2
22 Sierra Godbolt	07:56	0-0	0-0	0-0	0 0 0	1 0	0	0	0	0	0 0	4
Team					1 2 3	0	0	0	2			
<b>Totals</b>		21-60	5-18	13-17	12 24 36	15 16	60	11	12	4	1 3	-4
Technical Fouls: NONE												
Shooting By Period 1st FG% 4-13 30.8% 3PT% 1-4 25.0% FT% 6-7 85.7% 2nd FG% 5-15 33.3% 3PT% 1-3 33.3% FT% 4-6 66.7% 3rd FG% 2-17 11.8% 3PT% 1-2 50.0% FT% 4-4 100% 4th FG% 8-21 38.1% 3PT% 2-6 33.3% FT% 0-2 0% GM FG% 19-66 28.8% 3PT% 5-15 33.3% FT% 14-19 73.7% Dead Ball Rebounds: 4, 0												

BYU		UCF		Points from Turnovers		BYU		UCF		Period by Period Scoring						
Biggest lead	14 (4th 6:55)	9 (2nd 4:08)	Paint	32	26	1st	2nd	3rd	4th	TOT	BYU	17	14	23	10	64
Best Scoring Run	11 (3rd 6:27)	10 (4th 0:30)	Second Chance	6	11	UCF	20	18	6	16	60					
Lead Changes	1		Fast Breaks	10	6											
Times Tied	3		Bench	5	7											
Time with Lead	15:59	20:55														

GAME 27: KANSAS (L, 70-62)

Official Basketball Box Score - Final <b>Kansas at BYU</b> 02/17/24 Marriott Center, Provo 2023-24 Women's Basketball Game Time: 4:00 PM Game Duration: 2:11 Attendance: 2,317 Officials: Julie Krommenhoek, Scott Yarborough, Tiffany Bird												
Record: 15-10 (6-6)												
NO. Name	Min	FG M-A	3P M-A	FT M-A	Rebounds OR DR TOT	Fouls PF FD	TP	AS	TO	ST	Blocks BS BA	+/-
1 Tajayma Jackson	C 20:22	1-2	0-0	0-0	2 2 4	4 2	2	2	2	0	4 0	12
0 Wyvette Mayberry	G 37:13	7-13	0-2	5-6	1 3 4	2 7	19	2	1	1	1 1	8
12 S'Mya Nichols	G 26:23	2-7	1-2	0-0	0 4 4	2 1	5	1	2	1	0 0	10
13 Holly Kersgieler	G 36:36	5-10	3-6	3-6	1 6 7	0 3	16	1	3	0	0 2	10
15 Zakiyah Franklin	G 34:16	9-11	2-2	4-6	1 2 3	1 4	24	1	2	2	0 0	7
5 Ryan Cobbins	12:44	0-2	0-1	0-0	1 2 3	2 0	0	1	1	1	0 1	-3
14 Danaei Papadopolou	16:39	0-3	0-0	0-0	1 3 4	5 0	0	0	2	1	1 0	-4
6 Laila Conesa	03:24	0-2	0-1	0-0	1 1 2	1 0	0	0	0	0	0 0	-2
32 Skyler Gill	12:23	1-3	0-0	2-2	0 2 2	2 1	4	0	0	0	1 0	2
Team					1 1 2	0	0	0	0	0	0 0	
<b>Totals</b>		25-53	6-14	14-20	8 26 34	19 18	70	8	13	6	7 4	8
Technical Fouls: NONE												
Shooting By Period 1st FG% 6-13 46.2% 3PT% 1-4 25.0% FT% 0-0 0% 2nd FG% 5-12 41.7% 3PT% 1-2 50.0% FT% 7-10 70% 3rd FG% 6-14 42.9% 3PT% 1-2 50% FT% 2-2 100% 4th FG% 8-14 57.1% 3PT% 3-5 60.0% FT% 5-8 62.5% GM FG% 25-53 47.2% 3PT% 6-14 42.9% FT% 14-20 70.0% Dead Ball Rebounds: 2, 0												

BYU - 62 Record: 15-12 (5-9)												
NO. Name	Min	FG M-A	3P M-A	FT M-A	Rebounds OR DR TOT	Fouls PF FD	TP	AS	TO	ST	Blocks BS BA	+/-
12 Lauren Gustin	F 39:55	13-21	1-1	6-10	8 10 18	4 8	33	1	5	1	2	-10
24 Rose Bubakar	F 20:01	2-4	0-0	0-0	0 2 2	1 1	4	2	1	2	0 0	-7
1 Amari Whiting	G 33:35	1-4	0-0	3-6	0 4 4	4 5	5	6	2	1	0 1	-5
10 Kaylee Woolston	G 29:50	0-7	0-4	0-0	0 2 2	3 1	1	0	1	0	1 1	-7
11 Kaylee Smiler	G 36:45	3-10	1-7	0-0	2 1 3	3 1	7	5	0	1	2 1	-3
25 Emma Calvert	19:24	1-10	0-3	2-2	3 3 6	4 2	10	2	3	1	0 2	-6
30 Lauren												

GAME 29: AT IOWA STATE (L, 74-49)

Official Basketball Box Score - Final  
**BYU at Iowa State**  
 02/24/24 James H. Hilton Coliseum, Ames, Iowa  
 2023-24 Women's Basketball

Game Time: 6:02 PM  
 Game Duration: 1:39  
 Attendance: 10,896

Officials: Cameron Inouye, Bill Larence, Missy Brooks

**BYU - 49** Record: 15-14 (5-11)

NO. Name	Min	FG		3P		FT		Rebounds		Fouls		TP	AS	TO	ST	Blocks		+/-
		M-A	M-A	M-A	M-A	OR	DR	TOT	PF	FD	BS					BA		
12 Lauren Gustin	F 38:33	10-20	0-0	2-3	4	7	11	2	4	22	2	3	0	0	0	1	0	-28
24 Rose Bubakar	F 24:57	0-4	0-0	0-4	0	5	5	0	2	0	0	1	0	0	0	3	-11	
1 Amari Whiting	G 31:54	5-14	3-9	3-4	1	3	4	2	16	3	2	2	0	0	1	-19		
10 Kayley Woolston	G 28:48	1-7	1-4	0-0	2	2	4	1	1	3	4	0	0	0	0	-24		
11 Kaylee Smiler	G 33:58	1-4	1-4	0-0	0	2	2	1	3	3	4	3	0	1	0	-19		
25 Emma Calvert	25:30	2-8	0-3	1-4	2	1	3	3	3	5	0	2	0	1	1	-11		
30 Lauren Davenport	25:20	0-4	0-3	0-0	1	3	4	1	1	0	1	0	0	0	0	-13		
<b>Team</b>					3	4	7			0								
<b>Totals</b>		19-61	5-23	6-15	13	27	40	12	16	49	14	12	2	2	7	-25		

Technical Fouls: NONE

Shooting By Period:  
 1st FG% 4-13 30.8%  
 3PT% 1-6 16.7%  
 FT% 0-2 0%  
 2nd FG% 8-20 40.0%  
 3PT% 2-7 28.6%  
 FT% 0-0 0%  
 3rd FG% 5-14 35.7%  
 3PT% 1-5 20.0%  
 FT% 3-7 42.9%  
 4th FG% 2-14 14.3%  
 3PT% 1-5 20.0%  
 FT% 3-6 50%  
 GM FG% 19-61 31.1%  
 3PT% 5-23 21.7%  
 FT% 6-15 40.0%  
 Dead Ball Rebounds: 6, 0

GAME 30: HOUSTON (W, 64-54)

Official Basketball Box Score - Final  
**Houston at BYU**  
 02/29/24 Marriott Center, Provo  
 2023-24 Women's Basketball

Game Time: 7:00 PM  
 Game Duration: 2:12  
 Attendance: 1,760

Officials: Jule Krommenhoek, Brian Woods, Billy Smith

**Houston - 54** Record: 13-15 (4-13)

NO. Name	Min	FG		3P		FT		Rebounds		Fouls		TP	AS	TO	ST	Blocks		+/-
		M-A	M-A	M-A	M-A	OR	DR	TOT	PF	FD	BS					BA		
21 Maliyah Johnson	F 26:57	5-9	1-3	2-2	0	3	3	0	1	13	1	5	1	1	0	2		
34 Kamryn Jones	F 17:04	1-2	0-0	0-0	2	2	4	2	2	0	1	1	1	0	0	-3		
42 Peyton McFarland	F 23:35	2-4	0-0	2-2	3	5	8	3	3	6	0	2	0	2	0	4		
2 Kierra Merchant	G 15:41	0-3	0-1	0-0	1	0	1	2	0	0	0	3	0	2	0	-4		
14 Laila Blair	G 34:23	4-11	1-3	9-9	1	2	3	1	3	18	1	6	1	0	0	-12		
5 N'Yah Boyd	29:56	2-13	1-2	0-0	2	5	7	0	0	5	1	0	0	0	0	-4		
1 Brija Patterson	21:57	0-7	0-3	2-2	1	2	3	2	2	2	1	2	3	0	0	-14		
33 Logyn McNeil	13:10	0-0	0-0	0-0	0	1	1	3	0	0	0	1	0	0	0	-13		
35 Shalexxus Aaron	15:38	3-6	2-5	0-0	1	3	4	2	0	8	0	1	1	1	0	-4		
30 Djessira Diawara	01:39	0-0	0-0	0-0	0	0	0	0	0	0	0	0	0	0	0	-2		
<b>Team</b>					2	4	6			0								
<b>Totals</b>		17-55	5-17	15-15	13	27	40	15	11	54	4	21	7	7	0	-10		

Technical Fouls: Team 4th 8:39

Shooting By Period:  
 1st FG% 4-14 28.6%  
 3PT% 1-4 25.0%  
 FT% 0-0 0%  
 2nd FG% 3-14 21.4%  
 3PT% 1-3 33.3%  
 FT% 9-9 100%  
 3rd FG% 6-15 40.0%  
 3PT% 2-6 33.3%  
 FT% 2-2 100%  
 4th FG% 4-12 33.3%  
 3PT% 1-4 25.0%  
 FT% 4-4 100%  
 GM FG% 17-55 30.9%  
 3PT% 5-17 29.4%  
 FT% 15-15 100.0%  
 Dead Ball Rebounds: 0, 0

**Iowa State - 74** Record: 16-10 (10-6)

NO. Name	Min	FG		3P		FT		Rebounds		Fouls		TP	AS	TO	ST	Blocks		+/-
		M-A	M-A	M-A	M-A	OR	DR	TOT	PF	FD	BS					BA		
24 Addy Brown	F 31:30	2-10	1-3	0-0	0	8	8	2	1	5	4	1	1	3	0	17		
55 Audi Crooks	C 27:36	8-12	0-0	2-2	0	9	9	4	4	18	3	1	0	1	1	22		
2 Arianna Jackson	G 28:01	3-5	2-3	0-0	1	1	2	2	0	8	2	1	2	0	0	26		
11 Emily Ryan	G 32:44	8-14	4-6	2-2	2	2	4	0	3	22	6	1	1	1	1	29		
13 Hannah Belanger	G 34:00	7-12	3-7	0-0	1	1	2	1	1	17	3	2	1	0	0	26		
0 Isnelle Natabou	12:24	2-3	0-0	0-2	2	1	3	4	3	4	1	2	0	1	0	3		
23 Kelsey Joens	17:26	0-3	0-3	0-0	0	4	4	2	0	0	0	0	1	0	0	1		
1 Jalynn Bristow	13:25	0-2	0-1	0-0	0	3	3	1	0	0	1	0	0	1	0	7		
4 Shantavia Dawkins	01:27	0-0	0-0	0-0	0	0	0	0	0	0	0	0	0	0	0	-3		
12 Mary Kate King	01:27	0-0	0-0	0-0	0	0	0	0	0	0	0	0	0	0	0	-3		
<b>Team</b>					1	2	3			0								
<b>Totals</b>		30-61	10-23	4-6	5	31	36	16	12	74	20	9	6	7	2	25		

Technical Fouls: NONE

Shooting By Period:  
 1st FG% 9-18 50.0%  
 3PT% 2-4 50.0%  
 FT% 0-0 0%  
 2nd FG% 7-11 63.6%  
 3PT% 1-2 50.0%  
 FT% 0-0 0%  
 3rd FG% 9-19 47.4%  
 3PT% 3-9 33.3%  
 FT% 4-4 100%  
 4th FG% 7-13 53.8%  
 3PT% 4-8 50.0%  
 FT% 0-2 0%  
 GM FG% 30-61 49.2%  
 3PT% 10-23 43.5%  
 FT% 4-6 66.7%  
 Dead Ball Rebounds: 1, 1

**BYU - 64** Record: 16-14 (6-11)

NO. Name	Min	FG		3P		FT		Rebounds		Fouls		TP	AS	TO	ST	Blocks		+/-
		M-A	M-A	M-A	M-A	OR	DR	TOT	PF	FD	BS					BA		
12 Lauren Gustin	F 38:17	8-18	0-0	3-4	5	12	17	2	5	19	1	6	1	6	1	0	12	
24 Rose Bubakar	F 16:41	1-3	0-2	0-0	0	2	2	1	1	2	1	1	0	0	0	1		
1 Amari Whiting	G 35:04	4-15	1-5	1-6	5	1	6	2	5	10	4	4	2	0	4	4		
10 Kayley Woolston	G 34:53	5-8	4-5	2-2	1	4	5	0	1	16	3	2	0	0	1	13		
11 Kaylee Smiler	G 38:05	1-7	1-5	3-3	0	1	1	3	2	6	1	1	3	0	0	10		
25 Emma Calvert	10:13	1-4	0-1	0-0	0	1	1	0	0	2	2	2	2	0	0	1		
30 Lauren Davenport	26:48	3-4	3-4	0-0	0	2	2	2	1	9	3	1	2	0	0	9		
<b>Team</b>					2	4	4			0								
<b>Totals</b>		23-59	9-22	9-15	13	25	38	11	15	64	15	18	10	0	7	10		

Technical Fouls: NONE

Shooting By Period:  
 1st FG% 6-13 46.2%  
 3PT% 3-5 60.0%  
 FT% 3-5 60.0%  
 2nd FG% 6-16 37.5%  
 3PT% 1-6 16.7%  
 FT% 1-2 50.0%  
 3rd FG% 5-14 35.7%  
 3PT% 2-5 40.0%  
 FT% 2-6 50%  
 4th FG% 6-16 37.5%  
 3PT% 3-6 50.0%  
 FT% 2-2 100%  
 GM FG% 23-59 39.0%  
 3PT% 9-22 40.9%  
 FT% 9-15 60.0%  
 Dead Ball Rebounds: 2, 0

	BYU	ISU
Biggest lead	0 (1st 10:00)	28 (4th 2:01)
Best Scoring Run	6 (2nd 0:45)	15 (4th 6:43)
Lead Changes	0	0
Times Tied	0	0
Time with Lead	00:00	39:48

Points from Turnovers	BYU	ISU
Paint	24	30
Second Chance	6	9
Fast Breaks	2	0
Bench	5	4

Period by Period Scoring	BYU	ISU
1st	9	18
2nd	14	8
3rd	4	49
4th	18	74

	HOUST	BYU
Biggest lead	0 (1st 10:00)	16 (4th 7:47)
Best Scoring Run	7 (2nd 5:55)	10 (1st 6:36)
Lead Changes	0	2
Times Tied	0	6
Time with Lead	00:00	39:04

Points from Turnovers	HOUST	BYU
Paint	22	28
Second Chance	7	9
Fast Breaks	6	6
Bench	15	11

Period by Period Scoring	HOUST	BYU
1st	9	16
2nd	16	13
3rd	16	13
4th	13	54

GAME 31: AT TEXAS

Official Basketball Box Score - Final  
**BYU at Texas**  
 03/02/24 Moody Center, Austin  
 2023-24 Women's Basketball

Game Time: 7:00 PM  
 Game Duration: 1:58  
 Attendance: 10,364

Officials: Brian Hall, Angelica Sultren, Brian Garland

**BYU - 46** Record: 16-15 (6-12)

NO. Name	Min	FG		3P		FT		Rebounds		Fouls		TP	AS	TO	ST	Blocks		+/-
		M-A	M-A	M-A	M-A	OR	DR	TOT	PF	FD	BS					BA		
12 Lauren Gustin	F 38:57	10-20	0-1	0-0	6	9	15	2	4	20	1	4	0	0	2	23		
24 Rose Bubakar	F 10:05	0-0	0-0	0-0	0	1	1	2	1	0	0	1	0	1	0	-10		
1 Amari Whiting	G 31:44	1-10	0-1	2-4	1	3	4	3	2	4	1	1	2	0	3	-21		
10 Kayley Woolston	G 30:18	9-9	3-5	4-6	1	2	3	2	3	13	2	2	1	0	1	24		
11 Kaylee Smiler	G 38:56	1-4	0-1	2-4	0	1	1	4	5	4	5	4	1	0	0	-25		
25 Emma Calvert	24:06	2-4	1-3	0-0	0	1	1	5	1	5	2	1	1	3	0	-7		
30 Lauren Davenport	23:51	0-3	0-2	0-0	1	3	4	1	0	0	2	6	0	0	0	-13		
21 Heather Hamson	01:03	0-0	0-0	0-0	0	0	0	1	0	0	0	0	0	0	0	-2		
<b>Team</b>					5	1	6			0								
<b>Totals</b>		17-49	4-13	8-14	14	21	35	20	16	46	13	22	5	4	6	-25		

Technical Fouls: NONE

Shooting By Period:  
 1st FG% 4-12 33.3%  
 3PT% 2-3 66.7%  
 FT% 4-4 100%  
 2nd FG% 3-9 33.3%  
 3PT% 2-6 33.3%  
 FT% 0-2 0%  
 3rd FG% 5-13 38.5%  
 3PT% 0-2 0%  
 FT% 0-2 0%  
 4th FG% 5-15 33.3%  
 3PT% 0-2 0%  
 FT% 4-6 66.7%  
 GM FG% 17-49 34.7%  
 3PT% 4-13 30.8%  
 FT% 8-14 57.1%  
 Dead Ball Rebounds: 4, 0

GAME 32: BIG 12 CHAMPIONSHIP GAME 1

**Texas - 71** Record: 27-4 (14-4)



**1** Amari Whiting  
5-10 | Guard | FR  
Boise, Idaho



**2** Kylie Krebs  
5-6 | Guard | JR  
Oahu, Hawai'i



**4** Ali'a Matavao  
6-0 | Forward | FR  
Las Vegas, Nevada



**5** Arielle Mackey-Williams  
5-9 | Guard | JR  
Ngati Porou, New Zealand



**10** Kailey Woolston  
5-11 | Guard | FR  
Highland, Utah



**11** Kaylee Smiler  
5-8 | Guard | SR  
Hamilton, New Zealand



**12** Lauren Gustin  
6-1 | Forward | JR  
Salem, Utah



**15** McKinley Willardson  
6-10 | Forward | FR  
Los Angeles, California



**20** Marina Mata  
6-4 | Forward | FR  
Barbastro, Spain



**21** Heather Hamson  
6-3 | Forward | JR  
Lindon, Utah



**24** Rose Bubakar  
6-0 | Forward | JR  
Frederick, Maryland




**25** Emma Calvert  
6-4 | Forward | JR  
Farr West, Utah



**30** Lauren Davenport  
5-11 | Guard | JR  
Idaho Falls, Idaho



 **Amber Whiting**  
Head Coach



 **Lee Cummar**  
Assistant Coach



 **Morgan Bailey**  
Assistant Coach



 **John Wardenburg**  
Assistant Coach



 **Josh Edwards**  
Director of Player Development




 **Alli Winters**  
Director of Video and Strategy



 **Natalie Lainhart**  
Director of Basketball Operations




 **Steven Arnold**  
Strength and Conditioning Coach



 **Jeff Hurst**  
Head Trainer



 **Austin Rustand**  
Director of Communications

5 players scored in double figures 12/16/23 vs. Idaho State, Williams 26, George 11, Traore 11, Robinson 11, Saunders 10	Did not make a 3-point field goal 3/8/14 vs. Loyola Marymount, (0-12) W	Lost by 30-plus points 2/23/19 at Gonzaga (34) 68-102
6 players scored in double figures 1/20/21 vs. Central Methodist, Lohner 19, Baxter 13, George 11, Johnson 10, Knell 10	Opponent did not make a 3-point field goal 11/13/19 vs. Southern Utah (0-12) W	Lost by 25-plus points 12/1/20 vs. USC (26) 53-79
No players scored in double figures 2/21/05 at Air Force, 39-70 L	BYU had five or fewer turnovers 1/11/20 vs. Portland, 5 W	Played an overtime game 11/25/22 vs. Dayton, 79-75 W (OT)
One player recorded a double-double 12/10/22 vs. Creighton Fousseyni Traore, 11 points, 12 rebounds	BYU committed 25-plus turnovers 12/15/07 vs. Pepperdine, 29 W	Won in single overtime 11/25/22 vs. Dayton 79-75 (OT)
Two players recorded a double-double 2/20/20 vs. Santa Clara Yoeli Childs 22 points, 11 rebounds Jake Toolson 20 points, 10 rebounds	BYU committed 11 or less team fouls in a game 12/20/22 vs. Lindenwood, 11 W	Lost in overtime 12/1/21 at Utah Valley, 65-72 L (OT)
One player recorded a triple-double 3/16/16 vs. UAB Kyle Collinsworth, 19 points, 10 rebounds, 12 assists	BYU scored 90 points 12/20/22 vs. Lindenwood, 90-61 W	Played a double OT game 1/30/21 vs. Pacific, 95-87 W (2OT)
Two double-digit rebounders 12/1/21 at Utah Valley Caleb Lohner 11, Alex Barcello 11	BYU scored 100 points 11/29/22 vs. Westminster, 100-70 W	Played a triple OT game 1/23/14 at Portland, 114-110 L (3OT)
Six players had 5 or more rebounds 1/20/21 vs. Central Methodist, Lohner 19, Baxter 13, George 11, Johnson 10, Knell 10	BYU scored 110 points 2/11/16 at San Francisco, 114 W	Won 10-straight games 2010-11 (10)
Four players had 9 or more rebounds 12/30/06 vs. Seton Hall, Cummarid 12, Plaisted 9, Young 9, Ainge 9	BYU scored less than 50 points in a game 1/15/08 at UNLV, 41-70 L	Won 15-straight games 2009-10 (15)
Two players fouled out 12/3/22 vs. South Dakota Trey Stewart, Gideon George	Held opponent to less than 50 points in a game 12/29/22 at Pacific, 69-49 W	Lost 3-straight games 2018-19, vs. UNLV, @ San Diego State, @ Mississippi State
Three or more players fouled out 12/1/18 at Weber State Yoeli Childs, TJ Haws, Connnor Harding	BYU scored less than 40 points in a game 2/21/05 at Air Force, 39-70 L	Lost 4-straight games 2021-22, @ Santa Clara, @ Pacific, San Francisco, Gonzaga
A BYU player received a technical/flagrant foul 12/17/22 vs. Utah, Gideon George	Held opponents to less than 40 points in a game 12/22/21 vs. South Florida 54-39 W	Lost 5-straight games 2004-05, @ UNM, @ AFA, @ Utah, UNLV, vs. UNM [at MWC]
An opponent player received a technical/flagrant foul 12/31/22 vs. Portland, Chika Nduka	Shot 60% from the field 2/4/21 at Portland (.627) 42-67	Lost 9-straight games 1997-98
A BYU coach received a technical foul 12/1/21 at Utah Valley, Mark Pope	Opponent shot 60% from the field 1/13/22 at Gonzaga (.694) 43-62	Lost 10-straight games 1996-97 (21) - school record
An opponent coach received a technical foul 12/31/22 vs. Portland, Shantay Legans	Shot 70% from the field in a half 12/21/19 vs. Weber State (.800) 20-25	Played an NCAA tournament game 3/20/21 vs. UCLA - NCAA 1st Round, 62-73
A BYU player ejected from a game 2/29/20 at Pepperdine, Jake Toolson (left the bench)	Did not miss a 2-point FG attempt in a half 2/23/04 vs. Air Force, 13-13 inside the arc, (14-17, .824 overall)	Won an NCAA tournament game 3/13/12 vs. Iona - NCAA 1st Round, 78-72
An opponent player ejected from a game 1/23/20 at Pacific, Amari McCray (flagrant 2 fouls)	Shot less than 30% from the field 12/1/20 vs. USC (.275) 16-69	Won two NCAA tournament games 1980-81 Princeton 60-51, UCLA 78-55, Notre Dame 51-50, then lost to Virginia 60-74 2010-11 Wofford 74-66, Gonzaga 89-67
A coach ejected from the game 11/15/17 at Princeton Princeton coach Mitch Henderson (2 technical fouls)	Shot 100% from the free throw line 2/24/22 vs. Loyola Marymount (.6-6)	Won three NCAA tournament games 1980-81 Princeton 60-51, UCLA 78-55, Notre Dame 51-50, then lost to Virginia 60-74
AT LEAST two players scored 20+ points 1/30/21 vs. Pacific, Averette - 24, Barcell - 23	Shot 90% from the free throw line (min. 10 att.) 1/27/21 at Pepperdine (.947) 18-19	Played in the NIT 2021-22
Three players scored 20+ points 2/20/20 vs. Santa Clara, Haws 28, Childs 22, Toolson 20	Shot less than 50% from the free throw line 3/19/22 vs. Northern Iowa (.333) 2-6	Won an NIT game 3/19/22 Northern Iowa, 90-71
Four players scored 20+ points 1/13/79 vs. New Mexico, D. Ainge 27, Runia 25, Durrant 20, Taylor 20	Shot 60% on 3-pointers 12/18/21 at Weber State (.615), 16-26	Won two NIT games 2021-22 LBSU, 93-72, UNI 90-71
Two players scored 25+ points 1/23/20 at Pacific, Toolson 28, Childs 26	Shot 70% on 3-pointers 12/11/13 vs. Prairie View A&M (.714), 10-14	Won three NIT games 2015-16 Advanced to NIT semifinals [appearance vacated by the NCAA] 2012-13 Advanced to NIT semifinals 1965-66 NIT Champions 1950-51 NIT Champions
A player scored 30+ points 2/12/22 at Pepperdine, Alex Barcello 33	Opponent scored less than 20 points in the 1st half 11/16/21 vs. #12 Oregon, 18 (37-18, 81-49 W)	Won a conference tournament 2000-01
A player scored 40+ points 12/23/15 vs. New Mexico, Chase Fischer 41	Opponent scored less than 20 points in the 2nd half 12/22/21 vs. South Florida, 17 (23-17, 54-39) W	Won a regular season conference title 2010-11
A player attempted 20 or more field goals 12/11/21 vs. Creighton, Alex Barcello 20	BYU scored less than 20 points in the 1st half 3/9/19 vs. San Diego, 19 (BYU trailed 19-46)	Won a conference regular season outright 2007-08
A player had 5 or more steals 1/4/20 vs. Loyola Marymount, Jake Toolson 5	BYU scored less than 20 points in the 2nd half 1/15/00 vs. Utah, 19	Defeated a ranked team 12/10/22 vs. No. 21 Creighton (21/21), 83-80
A player had 5 or more blocks 2/27/21 vs. Saint Mary's, Matt Haarms 6	Opponent scored 50 or more points in a half 11/23/22 vs. USC, 51	Defeated a ranked team at home 2/20/20 vs. Gonzaga (2/2), 91-78
A player had double-digit assists 12/21/20 vs. Texas Southern, Alex Barcello 10	BYU scored 50 or more points in the first half 3/9/21 vs. Gonzaga, 53	Defeated a ranked team on the road 12/18/20 at San Diego State (18/20), 72-62
A player made double-digit free throws 11/9/21 vs. Cleveland State, Alex Barcello 13	BYU scored 50 or more points in the second half 12/20/22 vs. Lindenwood 51	Was ranked in the Top 25 AP Poll 12/6/21 Ranked 24th
A player shot 100% from the free throw line (min. 8 att.) 12/3/22 vs. South Dakota, Rudi Williams (8-8)	BYU scored 60 or more points in the first half 11/29/22 vs. Westminster, 63	Was ranked in the Top 25 Coaches Poll 12/6/21 Ranked 23rd
A player shot 100% from the floor (min. 5 att.) 2/3/22 San Francisco, Atiki Ally Atiki (5-5)	BYU scored 60 or more points in the second half 1/30/20 vs. Pepperdine, 61	Finished season ranked in the Top 25 polls 2019-20 16th (Coaches), 18th (AP)
A player shot 100% from threes (min. 3 att.) 12/20/22 vs. Lindenwood, Jaxson Robinson (4-4) Rudi Williams (3-3)	Won by 60 or more points (largest margin ever) 12/22/06 vs. Western Oregon (62) 102-40	
	Won by 50 or more points 2/20/16 vs. San Diego (58) 91-33	
	Won by 40 or more points 2/4/21 at Portland (45) 105-60	
	Won by 30 or more points 12/15/22 vs. Western Oregon (33) (97-64)	
	Won by 25 or more points 12/20/22 vs. Lindenwood (29) (90-61)	
	Lost by 35-plus points 11/22/04 vs. North Carolina (36) 86-50	

# Individual Career Records

## Points Scored

Rk	Name, Years	G	Pts	Avg
1	Tina Gunn Robison, 1976-80	101	2,759	27.3
2	Lexi Eaton Rydalch, 2011-16	142	2,535	17.9
3	Tresa Spaulding Hamson, 1983-87	110	2,309	20.9
4	Jackie Beene McBride, 1978-82	124	2,191	18.1
5	Erin Thorn, 1999-03	127	2,061	16.2
6	Paisley Harding, 2017-22	146	1,938	13.3
7	Cathy Nixon, 1984-88	127	1,771	16.1
8	Debbie Diamond, 1991-95	113	1,704	15.1
9	Cindy Battistone, 1981-85	114	1,644	14.4
10	<b>Lauren Gustin, 2020-24</b>	<b>113</b>	<b>1,576</b>	<b>13.9</b>
11	Shaylee Gonzales, 2018-22	88	1,555	17.7
12	Lori Vreeken, 1980-84	115	1,552	13.5
13	Jennifer Hamson, 2010-14	122	1,437	11.8
14	Lisa Rathbun, 1988-92	112	1,431	13.4
15	Kari Gallup, 1994-98	110	1,426	12.7
16	Mallary Gillespie-Carling, 2004-08	124	1,402	11.3
17	Jeanette Weston, 1978-82	124	1,401	11.1
18	Valerie Cravens, 1980-84	109	1,382	12.7
19	Thais Kidd, 1991-95	113	1,352	12.1
20	Mindy Nielson Bonham, 2007-11	125	1,322	11.1
21	Cassie Broadhead Devashrayee, 2014-18	124	1,316	10.6
22	Brenna Chase Drollinger, 2016-20	124	1,304	10.5
23	Haley Hall Steed, 2006-13	143	1,290	9.0
24	Ambrosia Anderson, 2002-06	120	1,285	10.7
25	Kim Beeston, 2009-14	143	1,241	8.7
26	Makenzi Morrison Pulsipher, 2013-17	126	1,240	9.8
27	Morgan Bailey, 2010-15	121	1,192	9.9
28	Danielle Cheesman, 2001-05	123	1,159	9.4
29	Behka Stafford, 1992-96	103	1,123	10.9
30	Kristen Riley, 2008-12	129	1,042	8.1
31	Kimberly Talbot, 1987-91	112	1,024	9.1
32	Scarlett Overly, 1987-89	54	1,022	18.9
33	Corriann Wood Fraughton, 2007-11	123	1,002	8.1

Active Leader: **Lauren Gustin - 1,576**

\*3-point field goals were not recorded until the 1986-87 season

## Scoring Average

Rk	Name, Years	G	Pts	Avg
1	Tina Gunn Robison, 1976-80	101	2,759	27.3
2	Tresa Spaulding Hamson, 1984-87	110	2,309	23.4
3	Scarlett Overly, 1988-89	54	1,022	18.9
4	Jackie Beene McBride, 1979-82	124	2,191	18.1
5	Lexi Eaton Rydalch, 2011-16	142	2,535	17.9
6	Shaylee Gonzales, 2018-22	88	1,555	17.7
7	Erin Thorn, 1999-03	127	2,061	16.2
8	Cathy Nixon, 1984-88	127	1,771	16.1
9	Debbie Diamond, 1991-95	113	1,704	15.1
10	Cindy Battistone, 1981-85	114	1,644	14.4
11	<b>Lauren Gustin, 2020-24</b>	<b>113</b>	<b>1,560</b>	<b>13.9</b>
12	Lori Vreeken, 1980-84	115	1,552	13.5
13	Lisa Rathbun, 1988-92	???	1,431	13.4
14	Paisley Johnson Harding, 2017-22	146	1,581	13.3
15	Kari Gallup, 1994-98	???	1,426	12.7
16	Valerie Cravens, 1980-84	???	1,381	12.7
17	Thais Kidd, 1992-95	113	1,352	12.1
18	Jennifer Hamson, 2010-14	122	1,437	11.8
19	Mallary Gillespie-Carling, 2004-08	124	1,402	11.3
20	Mindy Nielson Bonham, 2007-11	125	1,322	11.1
21	Jeanette Weston, 1978-82	124	1,401	11.1
22	Behka Stafford, 1992-96	103	1,123	10.9
23	Ambrosia Anderson, 2002-06	120	1,285	10.7
24	Cassie Broadhead Devashrayee, 2014-18	124	1,316	10.6
25	Brenna Chase Drollinger, 2016-20	124	1,304	10.5

\*Minimum 50 Games Played

Active Leader: **Lauren Gustin - 13.5**

## Field Goal Percentage (min. 300 made)

Rk	Name, Years	FG	FGA	Pct
1	Tresa Spaulding Hamson, 1984-87	968	1,589	.609
2	Tina Gunn Robison, 1976-80	1,107	1,943	.569
3	Jennifer Hamson, 2010-14	549	989	.555
4	Scarlett Overly, 1987-89	459	839	.547
5	Debbie Diamond, 1991-95	672	1,247	.539
6	Jeanette Weston, 1978-82	536	1,054	.509
7	<b>Lauren Gustin, 2020-24</b>	<b>613</b>	<b>1,225</b>	<b>.500</b>
8	Lori Vreeken, 1980-84	652	1,339	.487
9	Jackie Beene McBride, 1979-82	900	1,850	.486
10	Cathy Nixon, 1984-88	730	1,505	.485
11	Morgan Bailey, 2010-15	501	1,036	.484
12	Valerie Cravens, 1980-84	547	1,166	.470
13	Shaylee Gonzales, 2018-22	580	1,247	.465
14	Kalani Purcell, 2015-17	322	700	.460
15	Cindy Battistone, 1981-85	577	1,260	.458

Active Leader: **Lauren Gustin - 50.2%**

## 3-Point Field Goals Made

Rk	Name, Years	3FG
1	Erin Thorn, 1999-03	391
2	Haley Hall Steed, 2006-13	262
3	Kim Beeston, 2009-14	250
4	Mallary Gillespie Carling, 2004-08	249
5	Brenna Chase Drollinger, 2016-20	244
6	Lexi Eaton Rydalch, 2011-16	227
7	Paisley Johnson Harding, 2017-22	220
8	Kari Gallup, 1994-98	204
9	Makenzi Morrison Pulsipher, 2012-17	187

10	Behka Stafford, 1992-96	180
11	Thais Kidd, 1991-95	171
12	Coriann Wood Fraughton, 2007-11	137
13	Ambrosia Anderson, 2002-06	130
14	<b>Kaylee Smiler, 2019-24</b>	<b>121</b>
15	Tegan Graham, 2020-22	116
16	Shaylee Gonzales, 2018-22	114
17	Jasmine Foreman, 2007-2011	109
18	Cassie Broadhead Devashrayee, 2014-18	99

Active Leader: **Kaylee Smiler - 121; Kailey Woolston**

## 3-Point Field Goals Percentage (min. 100 made)

Rk	Name, Years	3FG	3FGA	Pct
1	Ambrosia Anderson, 2002-06	130	278	.468
2	<b>Kaylee Smiler, 2019-24</b>	<b>121</b>	<b>279</b>	<b>.434</b>
3	Tegan Graham, 2020-22	116	280	.414
4	Erin Thorn, 1999-03	391	949	.412
5	Lexi Eaton Rydalch, 2011-16	227	599	.379
6	Kim Beeston, 2009-14	250	680	.368
7	Thais Kidd, 1991-95	171	466	.367
8	Makenzi Morrison Pulsipher, 2012-17	188	517	.364
9	Behka Stafford, 1992-96	180	496	.363
10	Paisley Johnson Harding, 2017-22	220	622	.354
11	Mallary Gillespie Carling, 2004-08	249	???	.352
12	Coriann Wood Fraughton, 2007-11	133	378	.352
13	Brenna Chase Drollinger, 2016-20	244	753	.324
14	Shaylee Gonzales, 2018-22	114	373	.306
--	Kari Gallup, 1994-98	204	???	???
--	Haley Hall Steed, 2006-13	262	???	???

Active Leader: **Kaylee Smiler - 121 of 233 (.433)**

## Rebounds

Rk	Name, Years	G	Reb	Avg
1	<b>Lauren Gustin, 2020-24</b>	<b>113</b>	<b>1,607</b>	<b>14.2</b>
2	Tina Gunn Robison, 1976-80	101	1,482	14.7
3	Tresa Spaulding Hamson, 1983-87	110	980	9.8
4	Jennifer Hamson, 2010-14	122	965	7.9
5	Debbie Diamond, 1991-95	113	869	7.7
6	Cindy Battistone, 1981-85	114	861	7.6
7	Sara Hamson, 2017-22	139	813	5.9
8	Lisa Rathbun, 1988-92	112	758	6.8
9	Morgan Bailey, 2010-15	121	754	6.1
10	Kalani Purcell, 2015-17	65	753	11.5
11	Kristen Riley, 2008-12	129	744	5.8
12	Danielle Cheesman, 2001-05	123	715	5.8
13	Lexi Eaton Rydalch, 2011-16	142	695	4.9
14	Lauren Riley Varley, 2004-08	121	673	5.6
15	Ambrosia Anderson, 2002-06	120	634	5.3
16	Coriann Wood Fraughton, 2007-11	123	619	5.0
17	Cathy Nixon, 1984-88	??	602	??

Active Leader: **Lauren Gustin - 14.1**

## Rebounding Average

Rk	Name, Years	G	Reb	Avg
1	Tina Gunn Robison, 1976-80	101	1,482	14.7
2	<b>Lauren Gustin, 2020-24</b>	<b>113</b>	<b>1,607</b>	<b>14.2</b>
3	Kalani Purcell, 2015-17	65	753	11.5
4	Tresa Spaulding Hamson, 1983-87	110	980	9.8
5	Jennifer Hamson, 2010-14	122	965	7.9
6	Debbie Diamond, 1991-95	113	869	7.7
7	Cindy Battistone, 1981-85	114	861	7.6
8	Lisa Rathbun, 1988-92	112	758	6.8
9	Morgan Bailey, 2010-15	121	754	6.1
10	Sara Hamson, 2017-22	139	813	5.9
11	Kristen Riley, 2008-12	129	745	5.8
--	Danielle Cheesman, 2001-05	123	715	5.8
12	Lauren Riley Varley, 2004-08	121	673	5.6
13	Ambrosia Anderson, 2002-06	120	634	5.3
14	Coriann Wood Fraughton, 2007-11	123	619	5.0
15	Lexi Eaton Rydalch, 2011-16	142	695	4.9
??	Cathy Nixon, 1984-88	??	602	??

Active Leader: **Lauren Gustin - 14.2**

## Rebounding Average

Rk	Name, Years	FGA
1	Tyler Haws, 2009-10, 12-15	1,916
2	Danny Ainge, 1977-81	1,875
3	Jimmer Fredette, 2007-11	1,843
4	Michael Smith, 1983-84, 86-89	1,749
5	Devin Durrant, 1978-80, 82-84	1,527
6	Yoeli Childs, 2016-20	1,491
7	Roland Minson, 1948-51	1,484
8	TJ Haws, 2016-20	1,417
9	Jeff Chatman, 1984-88	1,369
10	Joe Richey, 1950-53	1,332
--	Jonathan Tavernari, 2006-10	1,332
12	Kyle Collinsworth, 2010-11, 13-16	1,293
13	Fred Roberts, 1978-82	1,259
14	Mark Bigelow, 1998-99, 01-04	1,250
15	Mekell Wesley, 1997-01	1,227
16	Russell Larson, 1991-95	1,188
17	Brandon Davies, 2009-13	1,166
18	Kresimir Cosic, 1970-73	1,162
19	Jay Cheesman, 1973-77	1,152
20	Gary Earnest, 1958-61	1,114

Active, Career: Fousseyni Traore - 486

## 3-Point Field Goal Attempts

Rk	Name, Years	G	3FG	3FG/G
1	Jimmer Fredette, 2007-11			752
2	Jonathan Tavernari, 2006-10			698
3	TJ Haws, 2016-20			671
4	Jackson Emery, 2005-06, 08-11			601
5	Mark Bigelow, 1998-99, 01-04			559
6	Chase Fischer, 2014-16			553
7	Matt Carlino, 2011-14			468
8	Zac Seljaas, 2015-16, 17-20			433
9	Alex Barcello, 2019-22			429
10	Tyler Haws, 2009-10, 12-15			427
11	Mike Rose, 2003-07			381
12	Randy Reid, 1992-96			355
--	Lee Cumard, 2005-09			355
14	Nick Sanderson, 1991-93			350
15	Andy Toolson, 1984-85, 87-90			323
16	Terrell Lyday, 1999-01			321
17	Elijah Bryant, 2016-18			295
18	Jimmy Balderson, 2001-02, 04-07			294
19	Brock Zylstra, 2009-13			288
20	Mark Hestlop, 1988-92			283
--	Anson Winder, 2011-15			283

Active, Career: Trevin Knell - 251

\*Nick Emery (2015-17, 18-19) attempted 531 3-pointers. His statistics from 2015-17 were vacated by the NCAA Committee on Infractions.

## 3-Point Field Goals Per Game

Rk	Name, Years	G	3FG	3FG/G
1	Chase Fischer, 2014-16	71	215	3.03
2	Jimmer Fredette, 2007-11	139	296	2.13
3	Alex Barcello, 2019-22	94	194	2.06
4	Jonathan Tavernari, 2006-10	132	265	2.01
5	Nick Sanderson, 1991-93	65	129	1.98
6	Terrell Lyday, 1999-01	66	127	1.92
7	Elijah Bryant, 2016-18	58	110	1.90
8	TJ Haws, 2016-20	133	242	1.82
9	Mark Bigelow, 1998-99, 01-04	120	213	1.78
10	Jackson Emery, 2005-06, 08-11	133	230	1.73

\*Minimum 50 Games Played or 100 3-Point Field Goals

\*Nick Emery (2015-17, 18-19) made 2.14 3-pointers per game. His statistics from 2015-17 were vacated by the NCAA Committee



# Individual Single Game Records

Points					
Rk	Pts	Player	Opponent	Score	Date
1	56	Tina Gunn Robison	at UNLV	10/27/79	
2	50	Tresa Spaulding Hamson	at New Mexico St.	W, 75-74	1/29/87
2	50	Tina Gunn Robison	Weber State		3/4/78
3	47	Tresa Spaulding Hamson	at Utah State		2/3/87
4	46	Tina Gunn Robison	Colorado State		3/7/80
4	46	Tina Gunn Robison	Utah State		3/6/80
5	45	Tina Gunn Robison	at UCLA		12/26/79
45	Tina Gunn Robison	Boise State			12/15/78
45	Tina Gunn Robison	at Utah State			12/7/78
6	44	Tina Gunn Robison	Utah State		10/20/79
7	43	Tina Gunn Robison	Colorado State		1/19/80
43	Tina Gunn Robison	Wyoming			1/18/80
43	Tina Gunn Robison	UNLV			2/27/79
8	41	Jackie Beene McBride	at Washington		1/6/81
41	Tina Gunn Robison	New Mexico			2/22/80
40	Tina Gunn Robison	San Francisco			3/12/80
40	Tina Gunn Robison	UCLA			12/2/78
9	39	Jackie Beene McBride	Utah		1/15/82
39	Tina Gunn Robison	St. Joseph's			12/15/78
39	Terrie McAdam	Arizona			2/18/77
10	38	Tina Gunn Robison	Northern Arizona		2/25/78
11	37	Lexi Eaton	Pepperdine		2/5/15
37	Jackie Beene McBride	Utah			1/3/81
37	Tina Gunn Robison	Weber State			3/9/79
37	Tina Gunn Robison	Ohio State			11/24/79
37	Tina Gunn Robison	Montana State			12/16/78
37	Tina Gunn Robison	Kansas State			11/24/78
12	36	Cassie Broadhead	Utah		12/9/17
36	Erin Thorn	at Arizona			11/18/00
36	Tina Gunn Robison	Utah			1/12/80
36	Tina Gunn Robison	Weber State			1/5/79
36	Tina Gunn Robison	Utah State			3/2/79
13	35	Shaylee Gonzales	at Saint Mary's		2/12/22
35	Tina Gunn Robison	UTEP			2/23/80
14	34	Tina Gunn Robison	Weber State		1/26/80
34	Tina Gunn Robison	Washington St.			12/7/79
34	Tina Gunn Robison	Colorado State			2/10/79
15	33	Paisley Harding	at Utah		12/4/21
33	Jackie Beene McBride	at Valdosta St.			12/11/81
33	Jackie Beene McBride	at Iowa			1/7/81
33	Tina Gunn Robison	Utah			3/8/80
33	Tina Gunn Robison	Arizona			1/26/79
33	Tina Gunn Robison	Washington			3/18/78
16	32	Shaylee Gonzales	vs. Stanford^		3/25/19
32	Lexi Eaton	Pacific			1/15/15
32	Jackie Beene McBride	New Mexico			2/21/81
32	Tina Gunn Robison	Colorado State			2/15/80
32	Tina Gunn Robison	Pepperdine			12/29/79
32	Tina Gunn Robison	Northern Arizona			2/18/78
32	Tina Gunn Robison	Baylor			11/25/78
32	Jazmine Peterson	Weber State			2/20/76
17	31	Morgan Bailey	at Pacific		1/15/15
31	Morgan Bailey	at Portland			12/29/14
31	Jennifer Hamson	LMU			12/28/13
31	Lexi Eaton	at Santa Clara			2/6/14
31	Mallory Gillespie Carling	at Wyoming			2/15/07
31	Erin Thorn	at New Mexico			2/3/01
31	Tina Gunn Robison	Weber State			2/3/01
31	Tina Gunn Robison	Utah			3/11/78
31	Terrie McAdam	Colorado State			1/29/77
18	30	Paisley Harding	San Francisco		1/29/22
30	Shaylee Gonzales	LSU			11/27/20
30	Lexi Eaton	Saint Mary's			3/5/15
30	Lexi Eaton	Colorado State			12/6/14
30	Stacy Jensen	UNLV			2/10/00
30	Kerri Connelly	Snow College			2/29/00
30	Jackie Beene McBride	at New Mexico			1/16/81
30	Tina Gunn Robison	Iowa			1/3/80
30	Tina Gunn Robison	Montclair State			12/14/79
30	Jackie Beene McBride	St. John's			12/13/79
30	Tina Gunn Robison	Northern Arizona			3/3/79
30	Tina Gunn Robison	Utah			2/4/78
30	Terrie McAdam	Utah State			2/12/77

Active Leader: **Lauren Gustin - 1,576**

\*3-point field goals were not recorded until the 1986-87 season

^NCAA Tournament Game

## Rebounds (Since 1979-80 Season)

Rk	Reb	Player	Opponent	Score	Date
1	28	Terrie McAdams	at Weber State		2/11/77
2	27	<b>Lauren Gustin</b>	<b>vs. San Francisco</b>		<b>3/4/23</b>
3	24	Tina Gunn Robison	Wyoming		2/1/83
24	Tina Gunn Robison	Colorado State			2/10/78
4	23	Cindy Battistone	at Utah State		1/23/82
23	Tina Gunn Robison	Utah State			3/6/80
23	Tina Gunn Robison	at Utah State			1/7/78
23	Tina Gunn Robison	Utah			2/4/78
23	Melanie Sorenson	Arizona State			1/26/76
5	22	Morgan Bailey	at Utah State		12/22/14
22	Tina Gunn Robison	at Utah			2/9/79
22	Melanie Sorenson	at Arizona			1/18/75
6	21	<b>Lauren Gustin</b>	<b>at Oklahoma</b>		<b>12/10/21</b>
7	20	<b>Lauren Gustin</b>	<b>Pepperdine</b>		<b>2/4/21</b>
20	Sara Hamson	at San Francisco			2/10/18

8	19	Jennifer Hamson	vs. North Carolina St.		3/22/14
19	Jennifer Hamson	at LMU			2/22/14
9	18	<b>Lauren Gustin</b>	<b>at Montana State</b>		<b>12/21/21</b>
18	<b>Lauren Gustin</b>	<b>at San Diego</b>			<b>1/4/21</b>
18	Jennifer Hamson	at Santa Clara			2/6/14
18	Jennifer Hamson	at Pacific			2/1/14
10	17	<b>Lauren Gustin</b>	<b>San Francisco</b>		<b>12/28/20</b>
17	<b>Lauren Gustin</b>	<b>at Utah State</b>			<b>12/7/20</b>
17	<b>Lauren Gustin</b>	<b>at Utah State</b>			<b>12/7/20</b>
17	Morgan Bailey	Nevada			11/22/14
17	Jennifer Hamson	San Francisco			1/23/14
17	Jennifer Hamson	@ San Diego			1/18/14
17	Jennifer Leitner	vs. Florida^			3/12/02
17	Jennifer Leitner	vs. Boise State			11/27/02
17	Jennifer Leitner	UCSB			1/2/03
11	16	<b>Lauren Gustin</b>	<b>Arizona State</b>		<b>11/7/21</b>
16	<b>Lauren Gustin</b>	<b>Portland</b>			<b>2/4/21</b>
16	<b>Lauren Gustin</b>	<b>Saint Mary's</b>			<b>1/20/21</b>
16	Morgan Bailey	at LMU			1/8/15
16	Jennifer Hamson	Arizona			11/30/13
16	Jennifer Leitner	at LMU			12/4/99
12	15	Shalae Salmon	at Washington		11/18/17
15	Morgan Bailey	at Saint Mary's			12/2/15
15	Ashley Garfield	Pacific			1/2/14
15	Ashley Garfield	Utah State			12/13/13
15	Haley Hall Steed	Duke			11/11/11
15	Dani Kubik Wright	TCU			2/1/07
15	Lauren Riley Varley	Air Force			2/1/07

^NCAA Tournament Game

## Assists (Since assists began being tracked; 2000??)

Rk	Ast	Player	Opponent	Score	Date
1	17	Valerie Cravens	Alaska		2/12/83
2	15	Tomika Young	Iowa State		12/31/92
15	Kathy Denton	at Weber State			12/30/84
15	Valerie Cravens	Utah			3/5/83
15	Debbie Freestone	at Colorado			2/24/78
3	14	Haley Hall Steed	Pepperdine		1/12/12
4	13	Shaylee Gonzales	Pepperdine		2/10/22
5	12	Cassie Broadhead	Utah Valley		11/21/17
12	Erin Thorn	at Colorado State			2/15/03
6	11	Haley Hall Steed	Utah State		3/19/11
11	Mindy Nielson Bonham	TCU			3/18/01
11	Mindy Nielson Bonham	Colorado State			1/22/11
11	Jazmine Foreman	UNLV			2/16/10
11	Stacy Jensen	at San Diego St.			3/2/02
11	Stacy Jensen	New Mexico			3/3/02
11	Jackie Beene McBride	Utah State			2/1/81
7	10	Shaylee Gonzales	Portland		1/15/19
10	Brenna Chase	Eastern Washington			11/7/18
10	Kim Beeston	San Francisco			1/23/14
10	Kim Parker	vs. Gonzaga#			3/3/12
10	Jazmine Foreman	Utah State			3/19/11
10	Mindy Nielson Bonham	New Mexico			1/29/11
10	Haley Hall Steed	UNLV			1/5/11
10	Mindy Nielson Bonham	Weber State			12/11/10

# Conference Tournament

## Blocks (Since 1980-81 Season)

Rk	Blk	Player	Opponent	Score	Date
1	11	Tresa Spaulding Hamson	Houston		12/13/86
2	10	Tresa Spaulding Hamson	Utah State		1/2/87
10	Tresa Spaulding Hamson	Washington			11/28/86
10	Tresa Spaulding Hamson	Texas			1/31/85
10	Tresa Spaulding Hamson	Delta State			11/29/84
3	9	Sara Hamson	at Pepperdine		2/9/21
9	Sara Hamson	Santa Clara			3/2/19
9	Sara Hamson	Utah			12/9/17
9	Jennifer Hamson	vs. North Carolina St.^			3/22/14
9	Jennifer Hamson	at Weber State			12/10/13
9	Jennifer Hamson	at UNLV			2/5/11
4	7	Sara Hamson	at San Diego		1/26/19

^ NCAA Tournament

## Steals (Since 1979-80 Season)

Rk	Stl	Player	Opponent	Score	Date
1	12	Kathy Denton	Portland		12/1/84
2	11	Tomika Young	Creighton		1/26/92
11	Jackie Beene McBride	at Wyoming			1/9/82
3	10	Tomika Young	Southern Utah		12/1/92
10	Kathy Denton	San Francisco			11/25/84
4	8	Jackie Beene McBride	at Wyoming		2/16/80
5	7	Shaylee Gonzales	at Saint Mary's		2/12/22
7	Makenzi Morrison	at San Francisco			1/29/15
7	Haley Hall Steed	at Arizona State			3/23/10
6	Haley Hall Steed	Air Force			2/9/11
6	Mindy Nielson Bonham	Utah			3/3/10
6	Mindy Nielson Bonham	Portland State			12/18/10
6	Mindy Nielson Bonham	UNLV			1/21/09
6	Mindy Nielson Bonham	at SDSU			1/24/09
6	Mindy Nielson Bonham	vs. Wyoming			3/4/09
6	Jazmine Foreman	at Weber State			12/9/09
6	Erin Thorn	Northern Iowa			12/7/00
6	Stacy Jensen	Idaho State			12/28/00
6	Stacy Jensen	at Weber State			12/31/99

6	Stacy Jensen	at Washington			11/23/99
---	--------------	---------------	--	--	----------

## Field Goal Percentage (Min. 10 attempts)

Rk	FG%	Player	Opponent	Score	Date
1	.910, 10-11	Debbie Dimond	at San Diego St.		1/15/94
.910, 10-11	Susan Longfield	at Boston Univ.			1/11/88
2	.867, 13-15	Tresa Spaulding	Colorado State		2/2/82
.867, 13-15	Tina Gunn Robison	at Baylor			11/25/78
3	.857, 12-14	Cathy Nixon	at New Mexico St.		2/16/85
.857, 12-14	Tina Gunn Robison	at San Jose State			12/1/78
4	.846, 11-13	Tresa Spaulding	at Colorado State		2/15/86
5	.833, 15-18	Cathy Nixon	Florida		12/29/87
.833, 10-12	Tina Gunn Robison	at UNLV			1/25/78
6	.818, 9-11	Tanise M.Chung-Hoon	at Purdue		11/25/88
.818, 9-11	Michelle Carter	Miami			12/20/86
7	.800, 12-15	Jennifer Leitner	USF		12/5/02
.800, 8-10	Shaylee Gonzales	Gonzaga			2/19/22
8	.786, 11-14	Paisley Harding	at Santa Clara		2/24/22
.786, 11-14	Shaylee Gonzales	LSU			11/27/20
9	.768, 10-13	Erin Thorn	at Boise State		11/6/01
10	.750, 9-12	Jennifer Hamson	at Creighton		12/7/13
11	.733, 11-15	Dani Kubik Wright	UC Riverside		12/20/06
12	.727, 8-11	Jennifer Hamson	at Cal St. Northridge		11/23/13
.727, 8-11	Mindy Nielson Bonham	at SDSU			2/24/10
13	.714, 10-14	Jennifer Hamson	at Pacific		2/1/14
14	.706, 12-17	Lauren Gustin	Pepperdine		2/4/21
15	.700, 14-20	Paisley Harding	at Utah		12/4/21
.700, 7-10	Paisley Johnson	at Utah			12/8/18
.700, 7-10	Erin Thorn	at Air Force			1/19/02

## Three Pointers

Rk	3PT	Player	Opponent	Score	Date
1	10	Tegan Graham	at Oklahoma		12/10/21
2	9	Kim Beeston	at LMU		2/22/14
9	Erin Thorn	Arkansas Pine Bluff			12/14/01
3	8	Mallory Gillespie Carling	Weber State		12/14/06
8	Erin Thorn	Wyoming			1/12/02
8	Erin Thorn	Southern Utah			12/30/03
8	Erin Thorn	at Arizona			11/18/00
8	Kari Gallup	Air Force			1/24/98
4	7	Brenna Chase	vs. Gonzaga#		3/12/19
7	Brenna Chase	at Portland			2/14/19
7	Makenzi Morrison	at Pepperdine			1/10/15
7	Mallory Gillespie Carling	Nevada			11/24/04
7	Erin Thorn	vs. Florida^			3/16/02
7	Erin Thorn	at Air Force			1/19/02
7	Erin Thorn	at Air Force			2/3/00
7	Erin Thorn	Idaho State			12/1/99
5	6	Shaylee Gonzales	LSU		11/27/20
6	Lexi Eaton	Nevada			11/22/14
6	Kim Beeston	at Weber St.			12/10/13
6	Kim Beeston	South Dakota St.</			

## Individual Single Game Records

---

1,000, 8-8	Behka Stafford	at UTEP	3/12/93
1,000, 8-8	Thais Kidd	at Utah	3/12/92
1,000, 8-8	Lisa Rathbun	at Southern Utah	1/22/91
1,000, 8-8	Lisa White	at Wyoming	1/26/91
.923, 12-13	Erin Thorn	Texas	11/22/02
.923, 12-13	Erin Thorn	UNLV	3/12/03
.917, 11-12	Shawnee Slade	Santa Clara	11/22/06
.909, 10-11	Shaylee Gonzales	Florida State	11/29/21
.900, 9-10	Jennifer Hamson	at San Francisco	2/8/14
.900, 9-10	Mindy Nelson Bonham	at Nevada	11/18/08
.889, 16-18	Makenzi Morrison	Gonzaga	02/28/15
.889, 8-9	Jennifer Hamson	at Cal St. Northridge	11/23/13
.889, 8-9	Jazmine Foreman	SDSU	1/23/10
.875, 7-8	Lexi Eaton	Gonzaga	2/15/14
.875, 7-8	Lexi Eaton	at San Diego	1/18/14
.875, 7-8	Kristen Riley	at Portland	1/2/12