



BYU MEN'S BASKETBALL

30 NCAA TOURNAMENT APPEARANCES | 1 ELITE EIGHT | 27 ALL-AMERICANS | 2 NAISMITH AWARD WINNERS | 2 NAISMITH HALL OF FAME INDUCTEES

GAME 33 // TEXAS TECH

Date: March 14, 2024
 Time: 11:30 a.m. CT
 Location: Kansas City, Missouri
 Venue: T-Mobile Center
 Television: ESPN2
 Talent: Rich Hollenberg, Chris Spatola
 Radio: BYU Sports Network
 Talent: Greg Wrubell, Mark Durrant
 KSL 102.7/1160 AM
BYUradio app, BYUradio.org

SCHEDULE/RESULTS

OVERALL: 23-9 | BIG 12: 10-8 | STREAK: W2
 HOME: 16-2 | AWAY: 3-7 | NEUTRAL: 4-0

NOVEMBER

Mon. 6	Houston Christian	7 p.m.	W, 110-63
Fri. 10	#17 San Diego State	7 p.m.	W, 74-65
Wed. 15	Southeastern Louisiana	7 p.m.	W, 105-48
Sat. 18	Morgan State	7 p.m.	W, 93-50
Thu. 23	vs. Arizona State!	9 p.m.	W, 77-49
Fri. 24	vs. NC State!	7 p.m.	W, 95-86

DECEMBER

Fri. 1	vs. Fresno State@	7 p.m.	W, 85-56
Tue. 5	Evansville	7 p.m.	W, 96-55
Sat. 9	at Utah	5 p.m.	L, 69-73
Wed. 13	Denver	7 p.m.	W, 90-74
Sat. 16	Georgia State	7 p.m.	W, 86-54
Fri. 22	Bellarmine	7 p.m.	W, 101-59
Sat. 30	Wyoming	4 p.m.	W, 94-68

JANUARY

Sat. 6	Cincinnati*	8 p.m.	L, 60-71
Tue. 9	at #14 Baylor*	8 p.m.	L, 72-81
Sat. 13	at UCF*	4 p.m.	W, 63-58
Tue. 16	#24 Iowa State*	7 p.m.	W, 87-72
Sat. 20	at #25 Texas Tech*	5 p.m.	L, 78-85
Tue. 23	#4 Houston*	7 p.m.	L, 68-75
Sat. 27	Texas*	Noon	W, 84-72

FEBRUARY

Sat. 3	at West Virginia*	6 p.m.	W, 86-73
Tue. 6	at Oklahoma*	7 p.m.	L, 66-82
Sat. 10	Kansas State*	8 p.m.	W, 72-66
Tue. 13	UCF*	7 p.m.	W, 90-88
Sat. 17	at Oklahoma State*	1 p.m.	L, 83-93
Tue. 20	#11 Baylor*	7 p.m.	W, 78-71
Sat. 24	at Kansas State*	1 p.m.	L, 74-84
Tue. 27	at #7 Kansas*	7 p.m.	W, 76-68

MARCH

Sat. 2	TCU*	7 p.m.	W, 87-75
Wed. 6	at #6 Iowa State*	8 p.m.	L, 63-68
Sat. 9	Oklahoma State*	7 p.m.	W, 85-71
Wed. 13	vs. UCF@	11:30 a.m.	W, 87-73
Thu. 14	vs. No. 25 Texas Tech@	11:30 a.m.	ESPN2

* Denotes Big 12 Game
 ! Vegas Showdown (Las Vegas, Nev.)
 ^ Played at Delta Center (Salt Lake City, Utah)
 @ Played at T-Mobile Center (Kansas City, Mo.)

All Times Local to Site and Subject to Change
 Rankings Reflect the Newest AP Top 25 Poll
 Home Games played at the Marriott Center

BYU ATHLETIC COMMUNICATIONS

Director of Communications/MBB Contact: Tyson Jex
 Email: tyson_jex@byu.edu
 Cell: 801-648-4922



TIPOFF

With its win over UCF on Wednesday, No. 20 BYU advanced to the quarterfinals of the Phillips 66 Big 12 Men's Basketball Championship where the Cougars will face off against No. 25 Texas Tech at the T-Mobile Center in Kansas City, Mo. Tip is scheduled for 11:30 a.m. CT.

Thursday's game will be broadcast on ESPN2 with Rich Hollenberg and Chris Spatola on the call. It will also be broadcast live on KSL 102.7/1160 AM and BYUradio.org/ BYU Radio app with Greg Wrubell and Mark Durrant.

LIVE TO FIGHT ANOTHER DAY

The Cougars won a conference tournament game for a fourth straight season under Mark Pope with their 87-73 victory over UCF in Wednesday's matinee in Kansas City. BYU never trailed in the win as they opened the game on a 14-0 run en route to defeating the Knights for a third time this season, something Pope had only done once during his tenure in Provo prior to Wednesday (LMU, 2021-22).

BYU connected of 14 3-pointers, tied for the most against a Big 12 opponent this season and marking the 21st time this season they knocked down 10 or more triples in a single game. They also assisted on 18 of their 25 field goals with seven offensive rebounds resulting in 10 second chance points for the Cougars.

LOOKING RETURN THE FAVOR

In their only meeting this season, BYU lead by 16 at halftime (48-32) but were unable to get stops in the second half as Tech scored 53 in the final 20 minutes with 23 of those coming from Pop Isaacs. The Cougars knocked down 10 3-pointers in the first half but went 3-of-19 from beyond the arc in the second half in the setback to Red Raiders at United Supermarkets Arena in Lubbock, Texas.

Aly Khalifa scored a season-high 21 points for the Cougars to go along with seven rebounds and three assists. Richie Saunders scored 16 points in his third career start as the sophomore knocked down both of his attempts from 3-point range.

ENJOYING BEING NEUTRAL

BYU is now 4-0 on the season in games played on neutral courts as the Cougars are outscoring opponents by 20 points per game (86.0-66.0). Five different Cougars are scoring in double figures led by 15.8 from Big 12 Sixth Man of the Year Jaxson Robinson, who is shooting 42.9 percent from the floor, 50.0 percent from three and made all eight of his free throw attempts.

DON'T LET HIM GET GOING

Fousseyni Traore recorded his double-double of the season on Wednesday as the junior finished with a team-high 14 points and 10 rebounds. It was also his 19th career double-double which is the 20th most in program history.

The native of Bamako, Mali also became the 53rd player in program history to score 1,000 points during their BYU career late in the second half. In 90 career games including 62 starts, Traore is averaging 10.8 points per game while shooting a program record 60.9 percent from the floor. He has also knocked down 74.4 percent of his free throws.

PROBABLE STARTERS



	Pos.	Ht.	Yr.	Hometown	PPG	RPG	APG	FG%	3FG%	FT%	
0	Noah Waterman	F	6-11	Sr.	Savannah, New York	9.7	5.5	0.7	.455	.373	.807
20	Spencer Johnson	G	6-5	Sr.	American Fork, Utah	10.4	5.9	3.4	.416	.297	.806
21	Trevin Knell	G	6-5	R-Jr.	North Salt Lake, Utah	11.1	3.5	1.3	.459	.399	.765
30	Dallin Hall	G	6-4	So.	Plain City, Utah	9.2	3.6	5.0	.431	.367	.607
50	Aly Khalifa	C	6-11	Jr.	Alexandria, Egypt	6.0	3.8	4.2	.406	.337	.630

OFF THE BENCH

	Pos.	Ht.	Yr.	Hometown	PPG	RPG	APG	FG%	3FG%	FT%	
1	Trey Stewart	G	6-2	Jr.	American Fork, Utah	2.2	1.9	1.2	.415	.261	.600
2	Jaxson Robinson	G	6-7	Sr.	Ada, Oklahoma	13.7	2.5	1.4	.426	.350	.898
4	Atiki Ally Atiki	F	6-9	Jr.	Mwanza, Tanzania	4.0	2.9	0.3	.621	.000	.458
12	Townsend Tripple	F	6-8	Jr.	Meridian, Idaho	1.6	1.0	0.1	.500	.143	.900
15	Richie Saunders	G	6-5	So.	Riverton, Utah	9.8	4.1	1.1	.533	.370	.691
23	Marcus Adams Jr.	F	6-8	Jr.	Torrance, California	2.0	2.0	1.0	.167	.000	.000
25	Dawson Baker	G	6-4	Jr.	Coto De Caza, California	5.0	0.8	1.5	.563	.500	.000
45	Fousseyni Traore	F	6-6	Jr.	Bamako, Mali	10.8	5.4	1.3	.642	.667	.720



23-9	Overall	22-9
10-8 (Big 12)	Conference	11-7 (Big 12)
20th	AP Poll	25th
21st	Coaches Poll	23rd
16th	KenPom	25th
12th	NET	30th
Mark Pope	Head Coach	Grant McCasland
5th (9th)	Experience	1st (10th)
110-50 (187-106)	Record	22-9 (233-98)

13.7 (Jaxson Robinson)	Top Scorer	(Pop Isaacs) 16.0
5.9 (Spencer Johnson)	Top Rebounder	(Darrion Williams) 7.6
5.0 (Dallin Hall)	Top Assists	(Joe Toussaint) 4.4
82.3	Scoring Offense	75.9
69.6	Scoring Defense	69.0
+12.8	Scoring Margin	+6.9
.465	Field Goal Percentage	.455
.424	Field Goal Percentage Defense	.428
.353	3PT Field Goal Percentage	.363
.314	3PT Field Goal Percentage Defense	.323
11.3	3-Pointers Per Game	8.6
.736	Free Throw Percentage	.775
39.8	Rebounds Per Game	34.9
12.0	Offensive Rebounds Per Game	9.9
27.8	Defensive Rebounds Per Game	25.0
+6.5	Rebound Margin	+1.0
18.7	Assists Per Game	15.0
10.7	Turnovers	10.8
+0.5	Turnover Margin	+0.8
6.0	Steals Per Game	6.2
3.1	Blocks Per Game	2.6

ON THIS DAY IN BYU HISTORY

BYU has played on March 14 four times since 2000 with their last win coming in 2008 in the semifinals of the Mountain West Conference Tournament.

Lee Cumnard scored a game-high 20 points for the Cougars in the 63-54 win over San Diego State at the Thomas & Mack Center in Las Vegas, Nev. Jonathan Tavernari just missed out on a double-double with nine points and 10 rebounds.

LOCKED IN

Robinson went 2-of-5 from 3-point range on Wednesday as the senior extended his 3-point streak to 19 games which is the seventh-longest streak in a single season in program history. With a make from beyond the arc against Tech, the native of Ada, Okla. would become the seventh different Cougar to have a streak of 20 or longer in a single season.

Robinson has hit the 15th most 3-pointers in a single season in program history knocking down 72 triples which includes 12 games with three or more makes from downtown. He is also shooting 89.8 percent from the charity stripe which is the sixth-highest percentage in program history (min. 50 FT made).

3YU

BYU's is rewriting the record book this season as they have already set program records for 3-point field goals (363) and attempts (1,028). They are also on pace to become the first team in program history to average more than 11 3-pointers per game for an entire season.

Games with 10 or more 3-pointers in 2023-24

Date	Opponent	3-pointers
Dec. 22, 2023	Bellarmine	16
Dec. 16, 2023	Georgia State	15
Nov. 15, 2023	Southeastern Louisiana	15
Nov. 6, 2023	Houston Christian	15
March 13, 2024	vs. UCF	14
Feb. 20, 2024	#11 Baylor	14
Dec. 30, 2023	Wyoming	14
Dec. 5, 2023	Evansville	14
Nov. 24, 2023	vs. NC State	14
Nov. 23, 2023	vs. Arizona State	14
Feb. 27, 2024	at #7 Kansas	13
Feb. 3, 2024	at West Virginia	13
Jan. 20, 2024	at #25 Texas Tech	13
Jan. 16, 2024	#24 Iowa State	13
Jan. 6, 2024	Cincinnati	13
March 9, 2024	Oklahoma State	12
Dec. 13, 2023	Denver	12
Jan. 23, 2024	#4 Houston	11
Dec. 1, 2023	vs. Fresno State	11
Nov. 18, 2023	Morgan State	10
Nov. 10, 2023	#17 San Diego State	10

Bold Italic - Win

The Cougars are 18-3 this season when knocking down 10 or more 3-pointers including two straight wins over Oklahoma State and UCF.

MR. DO-IT-ALL

Spencer Johnson does it all for the Cougars as the senior leads the team in rebounds and steals while ranking in the Top 4 in scoring and assists. The senior has a team-high 54 offensive rebounds, 10 more than he had in his previous three seasons combined. His 108 assists this season are also six more than he had in his first three seasons in Provo.

The native of American Fork enters Thursday's game 52 points shy of becoming the 54th player in program history with 1,000 points as he has 948 points in 118 career games. He has attempted the 14th most 3-pointers (363) in program history while knocking down the 15th most triples (136).

NO. 25 TEXAS TECH RED RAIDERS

Location	Lubbock, Texas
Enrollment	40,322
Nickname	Red Raiders
Conference	Big 12
Home Arena	United Supermarket Arena
Head Coach	Grant McCasland
Record at Texas Tech (Season)	22-9 (1)

A LOOK AT THE SERIES

Games	5
Overall	BYU leads 3-2
In Provo	2-0
In Lubbock, Texas	1-2
Neutral Site	0-0
Pope vs. Texas Tech	0-0
Last Win	December 17, 1993 (84-74)
Last Home Win	December 17, 1993 (84-74)
Last Road Win	December 18, 1969 (88-81)
Last Neutral Win	
Last Loss	January 20, 2024 (78-85)
Last Home Loss	
Last Road Loss	January 20, 2024 (78-85)
Last Neutral Loss	
Largest Margin of Victory	14 (December 4, 1967)
Largest Margin of Defeat	10 (December 22, 1965)
Current Streak	Texas Tech, Win 2

BYU'S LAST TIME OUT

No. 20 BYU extended its stay in Kansas City with a 87-73 victory over UCF on Wednesday afternoon in the second round of the Phillips 66 Big 12 Men's Basketball Championship. The Cougars knocked down 14 3-pointers as they defeated the Knights for a third time this season.

Fousseyni Traore recorded his first double-double of the season in the same game he eclipsed 1,000 career points. The junior finished with 14 points and 10 rebounds, four of those coming on the offensive glass. He was 4-of-5 from the floor and 6-of-8 from the free throw line while tying a season-high with three blocks.

Richie Saunders scored 11 of his 13 points in the second half as the sophomore went 4-of-6 from the floor and 3-of-4 from beyond the arc. Dallin Hall also had 13 points for the Cougars to go along with four assists. Trevin Knell was the fourth Cougar to reach double figures with the redshirt junior finishing with 12 points including making both of his attempts from 3-point range.

STICKING TO THE GAME PLAN

As of Wednesday, BYU ranked second in the nation in 3-point field goals and attempts per game in the nation. The Cougars are also on pace to become the fourth high major to shoot more 3-pointers than 2-pointers in a single season.

High Majors that shot more 3's than 2's according to KenPom.com			
Year	Team	3PA/FGA	KP Rank
2024	BYU	50.6%	#16
2019	Villanova	53.5%	#30
2018	Washington State	50.4%	#186
2006	West Virginia	51.4%	#16

BYU is on pace to become the third of those teams to make the NCAA Tournament joining 2019 Villanova and 2006 West Virginia.

KING RICHARD

Robinson gets a majority of the attention for BYU's stellar second unit but Richie Saunders has been a key cog in the second unit that ranks sixth in the nation in bench points per game. The sophomore, who played a season with Tech's Pop Isaacs at Wasatch Academy, has scored in double figures 13 times off the bench including a pair of 20-point performances against Georgia State and Iowa State.

This season, he is averaging a career-high 9.8 points per game while shooting 53.3 percent from the floor, 37.0 percent from three and 69.1 percent from the free throw line. He also ranks third on the team in offensive rebounds with 44.

PRINCE ALY

How did we get this far in the game notes without mentioning Aly Khalifa. The Egyptian Magician had five more assists on Wednesday brining his season total to a career-best 113. He is on pace to destroy the program record for assist-to-turnover ratio (3.6:1) as the junior has only turned the ball over 30 times with only two of those coming over the past seven games.

SCOUTING THE RED RAIDERS

No. 25 Texas Tech earned the No. 4 seed for the Phillips 66 Big 12 Championship after going 22-9 overall and 11-7 in league play. The Red Raiders also returned to the AP Top 25 following its win over No. 11 Baylor in the season finale.

Pop Isaacs and Darrion Williams were both named to the All-Big 12 Third Team as the duo combine to score over 27 points per game. Isaacs, a former teammate of Richie Saunders at Wasatch Academy, is the leading scorer for the Red Raiders averaging 16.0 points per game. The sophomore from Las Vegas, Nev. has scored in double figures 24 times including a career-high 32 points against the Cougars in their first meeting. He is shooting 35.6 percent from the floor, 30.1 percent from three and 84.5 percent from the free throw line.

Williams, a transfer from Nevada, is averaging 11.6 points per game having scored in double figures in 10 straight games including a 30-point performance against Kansas. In Tech's win over the Jayhawks, Williams went 12-of-12 from the floor which included four 3-pointers. He also has five double-doubles in his past 10 games.

LAST FIVE MEETINGS

DATE	LOCATION	SCORE
January 20, 2024	Lubbock, Texas	L, 78-85
December 22, 1995	Lubbock, Texas	L, 71-81
December 17, 1993	Provo, Utah	W, 84-74
December 18, 1969	Lubbock, Texas	W, 88-81
December 4, 1967	Provo, Utah	W, 72-58

UCF '79												
Record: 15-15												
NO.	Name	Min	FG	3P	FT	Rebounds	Points	SP	AS	TS	BT	Blocks
			MA	MA	MA	OR	OR	OR	OR	OR	OR	OR
11	Bradiana Challo	15:30	0.0	0.0	0.0	0	0	3	1	1	1	0
21	C.J. Walker	27:58	4.6	1.1	0.0	0	2	2	1	1	0	1
2	Shamarri Allan	31:35	1.4	0.1	3.6	3	6	3	6	3	1	0
3	Daniel Johnson	32:35	2.2	0.8	2.5	12	3	3	2	12	1	4
24	Jaylin Sellers	32:47	4.4	1.6	3.6	2	3	5	2	6	10	1
30	Chaz Payne	32:54	0.0	0.0	0.0	0	0	0	0	0	0	0
31	Chaz Payne	32:54	0.0	0.0	0.0	0	0	0	0	0	0	0
1	Arshawn Jones	25:19	5.1	1.3	2.2	5	6	3	1	3	1	0
13	Marcellus Avery	16:21	0.0	0.0	2.2	2	2	0	0	0	0	0
Team			3	2	5	0	0	0	0	0	0	0
Totals		29:47	13-22	12-19	14	24	38	19	22	21	2	14

BYU '27												
Record: 23-9												
NO.	Name	Min	FG	3P	FT	Rebounds	Points	SP	AS	TS	BT	Blocks
			MA	MA	MA	OR	OR	OR	OR	OR	OR	OR
0	Noah Waterman	29:52	4.8	1.3	0.0	0	5	5	3	1	0	1
30	Aly Khalifa	27:55	2.6	2.4	2.2	2	2	1	1	1	0	0
20	Spencer Johnson	35:42	2.7	1.5	4.4	1	7	8	2	5	0	7
21	Trevin Knell	22:23	3.6	2.2	4.5	0	5	3	2	10	0	0
30	Dallin Hall	27:14	4.1	3.7	2.2	0	3	3	1	12	4	0
2	Jaxson Robinson	24:18	2.8	2.5	2.2	0	1	2	0	0	0	0
15	Richie Saunders	29:45	4.6	3.4	2.4	4	4	3	2	0	2	0
45	Fousseyni Traore	30:23	4.5	0.0	6.8	4	6	10	2	4	14	1
1	Trey Stewart	02:15	0.0	0.0	1.2	0	0	0	1	1	0	0
Team		25:53	14-30	25-29	7	31	38	19	18	17	10	2

Technical Fouls/Blocks/FT %												
UCF	BYU	Points from Turnovers	Points from Paint	Second Chance	Fast Breaks	Bench	BYU	TS	BT	TS	BT	TS
Biggest lead	3 (11:20:00)	16 (11:14:12)	13	13	13	13	47	40	47	40	47	40
Best Scoring Run	0 (11:20:00)	16 (11:14:12)	13	13	13	13	47	40	47	40	47	40
Lead Changes	0	0	13	13	13	13	47	40	47	40	47	40
Times Tied	0	0	13	13	13	13	47	40	47	40	47	40
Time with Lead	00:00	39:26	13	13	13	13	47	40	47	40	47	40

A DEEP BENCH

Speaking of bench, BYU is one of three schools in the nation to have eight players on its roster that have a career-high of 20 or more points against NCAA Division I competition.

Player	Career High	Opponent (Date)
Dawson Baker*	33	vs. UC San Diego (2/23/23)
Jaxson Robinson	28	vs. Denver (12/13/23)
Spencer Johnson	28	vs. Iowa State (1/16/24)
Aly Khalifa!	27	at UTSA (3/2/23)
Trevin Knell	27	vs. Cincinnati (1/5/24)
Fousseyni Traore	25	vs. Pepperdine (2/26/22)
Noah Waterman	24	vs. Arizona State (11/23/22)
Dallin Hall	23	vs. Saint Mary's (1/28/23)
Richie Saunders	20	at Iowa State (3/6/24)

* at UC Irvine ! at Charlotte

The Cougars are joined on the list by Big 12 foe TCU and New Mexico while Cincinnati has eight players but one of them is a walk-on who previously played the Division III level.

TAKING IT HALL THE WAY

BYU assists on 63.4 percent of its made field goals thanks in large part to Dallin Hall. The sophomore has recorded multiple assists in all 32 games this season helping the Cougars go 13-4 when he have five or more assists. His 159 assists are tied for the 11th most in a single season in program history. He also ranks fifth in assist-to-turnover ratio (2.78:1).

GET THE LEAD, KEEP THE LEAD

With its win over UCF, BYU improved to 22-0 this season when leading with five minutes remaining in regulation. The Cougars have won 25 straight games when holding a lead heading into crunch time.

LOOKING AHEAD

The winner of Thursday's quarterfinal will face the winner of No. 1 Houston and TCU on Friday at 5 p.m. at the T-Mobile Center in Kansas City, Mo.

LAST MEETING

BYU '27												
Record: 15-15 (4-1)												
NO.	Name	Min	FG	3P	FT	Rebounds	Points	SP	AS	TS	BT	Blocks
			MA	MA	MA	OR	OR	OR	OR	OR	OR	OR
5	Darrion Williams	35:44	9.1	2.8	1.2	6	7	1	2	21	3	1
2	Jaxson Robinson	32:10	3-12	2-10	0-0	1	0	1	3	1	8	4
15	Richie Saunders	32:35	6.9	2.2	2-2	9	1	1	1	16	0	0
20	Spencer Johnson	35:59	2.9	0-5	0-0	2	4	6	2	1	4	0
30	Dallin Hall	32:41	4.9	4.8	0-0	2	5	7	5	0	12	6
21	Trevin Knell	19:27	2.4	2.4	0-0	2	2	0	0	0	0	0
24	Karen Walton	12:18	4.8	0.0	0-3	5	8	1	2	8	1	4
45	Fousseyni Traore	17:58	1.2	1-2	0-0	2	2	0	0	0	0	0
12	Towanda Triple											
Team			3	2	0	0	0	0	0	0	0	0
Totals		31:70	13-39	3-5	16	26	42	16	8	78	12	4

Texas Tech - '85												
Record: 15-5 (4-1)												
NO.	Name	Min	FG	3P	FT	Rebounds	Points	SP	AS	TS	BT	Blocks
			MA	MA	MA	OR	OR	OR	OR	OR	OR	OR
2	Warren Washington	36:41	8-12	0-0	3-3	1	8	9	3	2	19	1
2	Pop Isaacs	36:09	11-19	4-4	0	5	9	3	2	3	0	0
6	Joe Youssand	36:21	1-10	0-2	3-4	1	2	3	1	5	5	1
24	Karen Walton	25:06	2-6	2-6	0	2	2	1	0	6	0	0
0	Chapin McMillan	02:44	4-7	1-2	0-5	3	2	5	2	4	14	2
25	Robert Jennings	03:19	0-1	0-0	0-0	0	0	0	0	0	0	0
1	Lamar Washington	05:16	1-1	0-0	0-0	0	0	0	0	1	0	0
Team			15	0	0	0	0	0	0	0	0	0
Totals		29:41	10-20	17-18	7	25	32	9	16	56	6	2



BYU'S RECORD WHEN...

	2023-24	Under Pope	Streak
Against Non-conference opponents	12-1	60-21	W4
Against Big 12 opponents	11-8	12-9	W12
At Home	6-2	6-2	W5
On Road	3-6	4-6	W1
At Neutral Sites	1-0	1-1	L1
vs. AP Top-25 team	4-3	8-16	W2
vs. AP Top-15 team	2-1	4-10	W2
vs. AP Top 10 team	1-0	2-9	W1
vs. AP Top 5 team	0-1	1-8	L6
Leading at Half	20-4	90-14	W2
Trailing at Half	3-4	17-33	W2
Tied at Half	0-1	3-3	L2
Leading with 5:00 left (regulation)	22-0	102-8	W25
Trailing or Tied with 5:00 left	1-9	8-42	L1
In Overtime Games	0-0	4-4	W2
BYU scores less than 60 points	0-0	2-7	L5
BYU scores between 60-69	1-5	16-17	L3
BYU scores between 70-79	5-3	29-19	W1
BYU scores between 80-89	8-1	34-6	W3
BYU scores between 90-99	6-0	22-1	W20
BYU scores 100+ points	3-0	7-0	W7
Opponent scores less than 60	8-0	33-2	W8
Opponent scores between 60-69	5-1	36-5	L1
Opponent scores between 70-79	7-3	32-21	W5
Opponent scores between 80-89	3-4	9-16	L1
Opponent scores between 90-99	0-1	0-4	L4
Opponent scores 100+	0-0	0-2	L2
Games decided by 3 points or less	1-0	9-10	W1
Games decided by 4-9 points	6-5	24-22	L1
Games decided by 10-19 points	7-4	38-14	W3
Games decided by 20 or more points	9-0	37-4	W19
BYU shot 50% or better	10-0	52-5	W13
Opponent shot 50% or better	1-2	12-16	L2
BYU outshoots opponent	19-3	95-17	W7
Opponent outshoots BYU	4-6	14-33	L1
Teams shot equal FG percentage	0-0	0-0	
BYU outrebounds opponent	18-6	81-23	W1
Opponent outrebounds BYU	3-3	25-23	W3
BYU, opponent tie in rebounds	2-0	4-4	W2
BYU has a positive TO margin	14-4	56-16	W2
BYU has a negative TO margin	9-4	49-31	W1
BYU, opponent tie in TOs	0-1	5-3	L1
One player in double figures	1-0	3-0	W3
Two players in double figures	1-3	14-14	L1
Three players in double figures	4-3	24-18	W2
Four players in double figures	8-1	41-14	W3
Five players in double figures	8-2	20-4	W1
Six players in double figures	1-0	7-0	W7
Coming off a win	15-7	72-37	W1
Coming off a loss	7-2	33-13	W5
Two-plus days between games	22-9	82-37	W2
One day between games	0-0	23-8	L5
Playing the next day	1-0	6-5	W3
All games on TV	6-4	84-42	W1
ESPN	1-0	3-7	W1
ESPN2	5-3	16-16	W1
ESPNU	0-0	9-3	W1
ESPN3	0-0	0-1	L1
ESPN+	17-5	20-5	W3
CBS	0-0	0-1	L1
CBS Sports Network	0-0	17-6	L2
Pac-12 Network	0-1	1-2	W1
FS1	0-0	1-1	L1
On Days that end in 'Y'	23-9	110-50	W2
Monday	1-0	5-3	W1
Tuesday	4-3	10-6	W3
Wednesday	3-1	14-9	W1
Thursday	1-0	21-12	W1
Friday	4-0	10-1	W6
Saturday	9-5	49-19	W2
In November	6-0	26-6	W8
In December	6-1	30-9	W4
In January	3-4	20-17	W1
In February	5-3	25-11	W1
In March	3-1	9-7	W2
In April	0-0	0-0	

THE HOME OF COUGAR BASKETBALL

The Marriott Center is one of the best home court advantages in all of college basketball, with the Cougars ranking the Top 25 in attendance 45 times including three seasons at No. 1. BYU ended the regular season ranked **SEVENTH** in the nation in total attendance and **10th** in average attendance with 15,689 fans per game.

In 2023-24, BYU is one of two schools in the Big 12 and 11 schools in the NCAA Division I men's basketball to average over 15,000 fans per game as the Cougars draw 15,689 fans per contest. Only the Jayhawks of Kansas draw more fans at home games (16,300) than the Cougars do.

School	Games Played	Total Attendance	Average Attendance
Kansas	16	260,800	16,300
BYU	18	282,408	15,689
Iowa State	18	249,620	13,868
Texas Tech	17	219,743	12,926
Texas	18	192,278	10,682

ROC, PAPER, SCISSORS. WE WIN.

BYU's student section, "The ROC", has played a significant impact on opposing teams free throw shooting percentage under fifth-year head coach Mark Pope. In three seasons with fans in the stands and shooting into The ROC, opposing teams are shooting 64.7 percent from the charity stripe in the second half which is 5.6 percent lower than the first half.

Year	1st Half		2nd Half		Total	
	FTA-FTM	Percentage	FTA-FTM	Percentage	FTA-FTM	Percentage
2023-24	69-101	68.3	130-190	68.4	199-291	68.4
2022-23	71-103	72.0	121-182	66.5	192-285	67.4
2021-22	81-118	72.0	105-171	61.4	190-289	65.7
2020-21*	55-76	72.4	92-139	66.2	157-228	68.9
2019-20	68-96	69.8	107-165	64.8	174-261	66.7
Total	347-494	70.2	555-847	65.5	912-1354	67.4
Total w/fans	292-418	69.9	463-708	65.4	755-1126	67.1

*no fans allowed due to COVID-19 pandemic

COUGARS TRAVEL TO ITALY AND CROATIA

BYU spent time in Northern Italy and Croatia during August as part of its foreign trip that every NCAA program is allowed to take every four years. While in Europe, the Cougars mixed business with pleasure visiting Milan, Venice, Lake Como and Trieste in Italy before enjoying the coast of Croatia in Split and Dubrovnik. They also made a stop in Zadar, Croatia to spend time with family of BYU great Kresimir Cosic and play against his former club, KK Zadar.

On the court, BYU played four games with three of those games coming within a span of 72 hours in three different cities. They opened the tour with wins over Orange 1 Basketball Bassano and Pallacanestro Trieste, which included a 26-point performance from Jaxson Robinson. After suffering a setback to Cosic's beloved Zadar, the Cougs ended the trip with a 84-78 victory over a KK Split squad that featured former Loyola Marymount guard Cam Shelton.

GO FORTH AND SERVE

Nine players have served two-year missions for the Church of Jesus Christ of Latter-day Saints including Townsend Tripple, who returned from Argentina this past summer. Hall, Saunders and Stewart were all called to serve out of the country but labored stateside due to the COVID-19 pandemic. Knell, Baker, Johnson also invested two years of their lives teaching and serving throughout the world.

Player	Years of Missionary Service	Mission(s)
Townsend Tripple	2021-23	Scottsdale, Arizona/Cordoba, Argentina
Richie Saunders	2020-22	Seattle, Washington
Dallin Hall	2020-22	Fresno, California
Tanner Hayhurst	2020-22	Baton Rouge, Louisiana
Trey Stewart	2019-21	Leeds, England/Kennewick, Washington
Jared McGregor	2019-21	Spokane, Washington
Dawson Baker	2018-20	Micronesia, Guam
Trevin Knell	2017-19	Montevideo, Uruguay
Spencer Johnson	2016-18	Milan, Italy

HEAR THE WEDDING BELLS

Sophomore Richie Saunders got married in September to former BYU women's basketball player Sierra Johnson bringing BYU's total of married players to four. He joins Spencer Johnson (Isy), Tredyn (Aliyah) and Trevin Knell (Tatum) who have tied the knot during their time in Provo. Atiki Ally Atiki also got engaged in the fall.

WHAT ARE THE CHANCES

BYU is one of two men's basketball programs in the nation to have multiple players on its roster that have had multiple siblings (male or female) to play basketball at the Division I level. Dawson Baker's older brothers Dusty (Weber State) and Davis Baker (Southern Utah) had successful collegiate careers while Spencer Johnson's younger siblings, Isaac and Gracie, both play at Utah State.

DUNK ON CANCER

The BYU Dunk on Cancer is one of the best fundraisers on BYU's campus. With the support of Simmons Center Board member Lee Anne Pope, her husband Coach Mark Pope, and the BYU Men's Basketball team, each team dunk raises money for BYU student cancer research. Over the past four seasons, BYU has helped raise over a million dollars.

DEADLY DEPTH

BYU is one of three schools in the nation to have nine players with a career-high of 20 or more points against NCAA Division I competition after Richie Saunders scored 20 points in the win over Georgia State. TCU and New Mexico are the other schools on the list.

DYNAMIC DUO

BYU's Greg Wrubell and Mark Durrant are in the midst of their 27th season calling men's basketball games, the fifth-longest tenured duo in NCAA Division I men's basketball only trailing Wichita State's Mike Kennedy and Dave Dahl, Providence's John Rooke and Joe Hassett, Baylor's John Morris and Pat Nunley and LeMoyné's Chris Garanozio and Don Familo.



QUICK FACTS

University Information

Location: Provo, Utah 84602
 Elevation: 4,553 feet
 Enrollment: 34,340
 Founded: October 16, 1875
 Owned: The Church of Jesus Christ of Latter Day Saints
 Nickname: Cougars
 Mascot: Cosmo the Cougar
 Colors: Blue and White
 Arena (capacity): Marriott Center (17,978)
 Conference: Big 12
 BYU President: C. Shane Reese (BYU, 1994)
 Athletics Director: Tom Holmoe (BYU, 1983)
 Athletic Website: BYUcougars.com

2023-24 Preview

Lettermen Returning/Lost: 10/4
 Newcomers: 3
 Starters Returning/Lost: 4/1
 Returning Scoring: 68.3% (1,755 of 2,568)
 Returning Rebounding: 76.7% (975 of 1,271)
 Returning Assists: 72.1% (361 of 501)
 Returning Blocks: 80.6% (108 of 134)
 Returning Steals: 73.4% (185 of 252)
 Returning Minutes: 74.3% (5,070 of 6,825)

BYU Coaching Staff

Head Coach: Mark Pope
 Alma Mater (year): Kentucky (1996)
 Record at School (years): 110-50 (5th year)
 Career Division I Record (years): 187-106 (9th season)
 Assistant Coach: Cody Fueger (Utah, 2006)
 Assistant Coach: Nick Robinson (Stanford, 2005)
 Assistant Coach: Kahil Fennell (Redlands, 2004)
 Assistant Coach: Collin Terry (Utah Valley, 2006)
 Director of Basketball Operations: Nate Austin (BYU, 2016)

BYU History

First Year of Basketball: 1903
 All-Time On-Court Record: 1,937-1146 (.627)
 All-Time Adjusted Record: 1,890-1145 (.622)
 Winning Seasons: 96/94 (last 2022-23)
 Regular Season Conference Championships: 29 (last 2010-11)
 Postseason Appearances (record): 45/43 (33-44/30-42)*
 Total NCAA Appearances (record): 30 (15-33)
 Last NCAA Appearance: 2021
 First Round: L vs. No. 11 seed UCLA
 Total NIT Appearances (Record): 15/13 20-13/17-11)*
 Last NIT Appearance: 2022
 Quarterfinal: L vs. No. 3 Washington State, 77-58
 *On court record/official adjusted record

Media Relations

Men's Basketball Contact: Tyson Jex
 Cell Phone: 801-648-4922
 Email: Tyson_jex@byu.edu

Media Information

Radio Station: BYU Sports Network
 BYU Radio – Sirius XM 1439/89.1 FM HDS
 KSL 102.7 FM and 1160 AM
 Play-by-Play Announcer: Greg Wrubell
 Beat Writers:
 Darnell Dickson, Daily Herald
 Jay Drew, Deseret News
 Kevin Reynolds, Salt Lake Tribune
 Mitch Harper, KSL Sports

BIG 12 STANDINGS

School	Big 12	Pct.	Home	Away	Overall	Pct.	Home	Road	Neutral
Houston	15-3	.833	9-0	6-3	28-3	.903	17-0	7-3	4-0
Iowa State	13-5	.722	9-0	4-5	24-7	.774	18-0	5-5	1-2
Baylor	11-7	.611	7-2	4-5	22-9	.710	15-2	4-5	3-1
Texas Tech	11-7	.611	7-2	4-5	22-9	.710	15-2	4-6	3-1
BYU	10-8	.556	7-2	3-6	23-9	.719	16-2	3-7	4-0
Kansas	10-8	.556	8-1	2-7	22-9	.710	15-1	3-7	4-1
Texas	9-9	.500	5-4	4-5	20-12	.625	14-4	4-6	2-2
TGU	9-9	.500	5-4	4-5	21-11	.656	12-4	6-5	3-2
Oklahoma	8-10	.444	5-4	3-6	20-12	.625	14-4	3-6	3-2
Kansas State	8-10	.444	7-2	1-8	19-13	.594	15-3	2-8	3-2
Cincinnati	7-11	.389	4-5	3-6	19-13	.594	14-5	4-7	1-1
UCF	7-11	.389	4-5	3-6	17-15	.531	11-7	3-7	3-1
Oklahoma State	4-14	.222	3-6	1-8	12-20	.375	10-8	1-9	1-3
West Virginia	4-14	.222	4-5	0-9	9-23	.281	9-9	0-9	0-5

*as of March 13, 2024

Player(s) of the Week

Date	Player	School
Nov. 13	Ja'Kobe Walter	Baylor
Nov. 20	Hunter Dickinson	Kansas
Nov. 27	Kevin McCullar Jr.	Kansas
Dec. 4	Emanuel Miller	TCU
Dec. 11	Arthur Kaluma	Kansas State
Dec. 18	Micah Peavy	TCU
Dec. 28	RaeQuan Battle	West Virginia
Jan. 2	Pop Isaacs/RaeQuan Battle	Texas Tech/West Virginia
Jan. 8	Hunter Dickinson	Kansas
Jan. 15	Emanuel Miller	TCU
Jan. 22	Jamal Shead	Houston
Jan. 29	Emanuel Miller	TCU
Feb. 5	Hunter Dickinson	Kansas
Feb. 12	Dylan Disu	Texas
Feb. 19	Jayden Nunn	Baylor
Feb. 26	Jamal Shead	Houston
March 4	Tylor Perry	Kansas State
March 11	Tyrese Hunter/Darrion Williams	Texas/Texas Tech

Newcomer(s) of the Week

Date	Player	School
Nov. 13	Hunter Dickinson	Kansas
Nov. 20	Hunter Dickinson	Kansas
Nov. 27	Rayl Dennis/Jaylin Sellers	Baylor/UCF
Dec. 4	Chance McMillian	Texas Tech
Dec. 11	Keshon Gilbert	Iowa State
Dec. 18	Max Abmas	Texas
Dec. 28	RaeQuan Battle	West Virginia
Jan. 2	Keshon Gilbert	Iowa State
Jan. 8	Hunter Dickinson	Kansas
Jan. 15	Max Abmas	Texas
Jan. 22	Arthur Kaluma	Kansas State
Jan. 29	Chance McMillian	TCU
Feb. 5	Max Abmas	Texas
Feb. 12	Yves Missi	Baylor
Feb. 19	Jayden Nunn	Baylor
Feb. 26	Arthur Kaluma	Kansas State
March 4	Chendall Weaver	Texas
March 11	Darrion Williams	Texas Tech

TEAM NATIONAL RANKINGS

	National Rank	Big 12 Rank	Value	National Leader	Value
Assist-to-Turnover Ratio	7	1	1.75	Iowa	1.85
Assists Per Game	3	2	18.7	Arizona	19.0
Bench Points Per Game	6	1	32.90	Cornell	36.29
Blocks Per Game	233	11	3.0	App State	6.8
Effective FG Percentage	26	2	.553	Indiana State	.600
Fastbreak Points	58	3	12.58	TCU	18.87
Field Goal Percentage	73	5	46.5	Wright State	53.0
Field Goal Percentage Defense	102	8	42.6	McNeese State	38.2
Fouls Per Game	240	11	17.6	Creighton	11.3
Free Throw Attempts Per Game	321	14	15.8	Winthrop	26.8
Free Throw Percentage	114	5	73.2	Villanova	81.9
Free Throws Made Per Game	302	14	11.5	High Point	20.5
Rebound Margin	23	2	6.7	Saint Mary's	11.9
Defensive Rebounds Per Game	26	2	27.71	UT Martin	17.32
Offensive Rebounds Per Game	51	4	12.16	Texas A&M	17.32
Rebounds Per Game	19	1	39.87	Florida	42.97
Scoring Defense	97	8	69.5	Houston	56.9
Scoring Margin	13	3	12.7	McNeese State	19.0
Scoring Offense	20	1	82.2	Alabama	90.8
Steals Per Game	225	12	6.1	UTEP	11.5
3-Point Attempts Per Game	2	1	32.2	North Florida	33.2
3-Point Percentage	125	5	35.0	Kentucky	41.2
3-Point Percentage Defense	34	3	31.0	Louisiana	27.6
3-Pointers Per Game	2	1	11.3	North Florida	12.0
Turnover Margin	149	7	0.6	Houston	7.4
Turnovers Forced Per Game	233	12	11.29	UTEP	19.03
Turnovers Per Game	75	2	10.7	Princeton	8.1
Winning Percentage	41	3	71.0	James Madison	91.2

INDIVIDUAL NATIONAL RANKINGS

	BYU Player	National Rank	Conference Rank	Value
Assist-to-Turnover Ratio	Aly Khalifa	5	1	3.60
	Dallin Hall	29	4	2.82
	Spencer Johnson	108	6	2.15
Assists	Dallin Hall	49	4	155
	Dallin Hall	47	4	5.0
Assists Per Game	Aly Khalifa	131	13	4.2
	Noah Waterman	349	9	4.23
Defensive Rebounds Per Game	Jaxson Robinson	153	4	70
	Trevin Knell	200	6	65
3-Point Makes	Jaxson Robinson	102	5	201
	Trevin Knell	276	13	166
3-Point Attempts	Jaxson Robinson	145	4	2.33
	Trevin Knell	202	6	2.17

*as of March 12, 2024



TOP 25 POLLS

AP TOP 25 (MARCH 11, 2024)

No.	Team	Ovr.	Points	Prev.
1	Houston (52)	28-3	1540	1
2	UConn (6)	28-3	1471	2
3	Purdue (4)	28-3	1453	3
4	North Carolina	25-6	1361	7
5	Tennessee	24-7	1291	4
6	Arizona	24-7	1125	5
7	Iowa State	24-7	1120	6
8	Creighton	23-8	1094	10
9	Kentucky	23-8	1018	15
10	Marquette	23-8	1011	8
11	Duke	24-7	976	9
12	Auburn	24-7	914	13
13	Illinois	23-8	802	12
14	Baylor	22-9	786	11
15	South Carolina	25-6	567	17
16	Kansas	22-9	558	14
17	Gonzaga	24-6	511	19
18	Utah State	26-5	486	22
19	Alabama	21-10	432	16
20	BYU	22-9	381	20
21	Saint Mary's	24-7	306	23
22	Washington State	23-8	239	18
23	Nevada	26-6	223	RV
24	Dayton	24-6	155	25
25	Texas Tech	22-9	149	RV

RECEIVING VOTES: Boise State, South Florida, San Diego State, Drake, Texas, James Madison, FAU, Florida, Princeton, Nebraska, New Mexico, Colorado, McNeese State, Colorado State, Wake Forest, Indiana State

USA TODAY COACHES POLL (MARCH 11, 2024)

No.	Team	Ovr.	Points	Prev.
1	Houston (29)	28-3	772	1
2	UConn	28-3	732	2
3	Purdue (2)	28-3	728	3
4	North Carolina	25-6	671	7
5	Tennessee	24-7	653	4
6	Creighton	23-8	569	10
7	Arizona	24-7	566	5
8	Iowa State	24-7	546	6
9	Kentucky	23-8	513	13
10	Marquette	23-8	487	9
11	Duke	24-7	481	8
12	Auburn	24-7	423	14
13	Baylor	22-9	387	11
14	Illinois	23-8	385	12
15	Gonzaga	24-6	274	18
16	South Carolina	25-6	273	16
17	Kansas	22-9	256	15
18	Utah State	26-5	249	22
19	Alabama	21-10	217	17
20	Saint Mary's	24-7	193	21
21	BYU	22-9	166	23
22	Nevada	26-6	109	RV
23	Texas Tech	22-9	104	RV
24	Dayton	24-6	013	RV
25	Washington State	23-8	82	20

RECEIVING VOTES: Boise State, San Diego State, James Madison, Florida, Drake, South Florida, Nebraska, Oklahoma, FAU, Colorado, Princeton, Northwestern, Indiana State

LAST TIME BYU WON AS TOP 25

Home	Away	Neutral
#1:
#2:
#3: Wyoming 3/5/11
#4:
#5:
#6:
#7: Colorado State 2/23/11	Kansas 12/17/71	San Diego State 2/26/11
#8: UNLV 2/5/11	Wyoming 2/2/11	New Mexico 3/11/1
#9: San Diego State 1/16/11	Colorado State 1/22/11	Arizona 3/19/11
#10: UTEP 2/5/72	Utah 1/11/11	San Jose State 3/21/51
#11: Utah 2/19/72	Missouri State 12/4/21	...
#12: TCU 2/2/10	San Diego State 1/23/10	...
#13: San Diego State 2/24/10	TCU 3/6/10	...
#14: Wyoming 12/30/23	UNLV 1/5/11	Notre Dame 3/19/81
#15: Air Force 1/8/11	Buffalo 12/30/10	Florida 3/18/10
#16: Fresno Pacific 1/11/11	Pepperdine 2/29/20	Vermont 11/8/10
#17: Bellarmine 12/22/23	UCF 1/13/24	Fresno State 12/1/23
#18: Georgia State 12/16/23	UNLV 1/3/81	UCF 3/13/24
#19: UCF 2/13/24
#20: Oklahoma State 3/9/24	Creighton 12/1/10	Hawaii 12/4/10
#21: Kansas State 2/10/24	West Virginia 2/3/24	...
#22: ...	Weber State 12/21/10	Saint Mary's 11/27/10
#23: Gonzaga 2/22/20	...	San Diego State 3/14/08
#24: Utah State 12/8/21	UTEP 1/9/10	Air Force 3/12/09
#25: Baylor 2/20/24

BYU IN THE POLLS

Ranking in AP Poll						Last Win
As	Overall	Home	Away	Neutral	Last Meeting	Last Win
As #1	0-0	0-0	0-0	0-0	--	--
As #2	0-0	0-0	0-0	0-0	--	--
As #3	3-2	3-1	0-1	0-0	W, 102-78 vs. Wyoming (3/5/11)	Same
As #4	0-0	0-0	0-0	0-0	--	--
As #5	0-2	0-0	0-2	0-0	L, 86-80 at Wake Forest (12/22/55)	--
As #6	4-1	0-0	1-1	3-0	W, 82-79 vs. Cincinnati (12/18/71)	Same
As #7	11-6	5-0	6-6	0-0	W, 80-67 at #6 San Diego State (2/26/11)	Same
As #8	12-3	8-0	1-0	3-3	L, 72-54 vs. #7 San Diego State (3/12/11)	87-76 vs. New Mexico (3/11/11)
As #9	5-3	4-2	1-1	0-0	L, 86-77 at New Mexico (1/29/11)	71-58 vs. #4 San Diego State (1/26/11)
As #10	9-2	6-0	1-1	2-1	L, 83-74 vs. #15 Florida (3/24/11)	89-67 vs. Gonzaga (3/19/11)
As #11	9-4	2-0	3-2	4-2	W, 104-79 at Utah (1/11/11)	Same
As #12	12-7	7-3	6-4	0-1	L, 60-71 vs. Cincinnati (1/6/24)	W, 74-68 at Missouri State (12/4/21)
As #13	8-1	5-1	3-0	0-0	L, 83-81 vs. New Mexico (2/27/10)	82-68 vs. San Diego State (2/24/10)
As #14	13-3	4-0	6-1	3-3	W, 94-68 vs. Wyoming (12/30/23)	Same
As #15	13-9	9-4	4-5	0-0	W, 76-66 vs. Air Force (1/8/11)	Same
As #16	9-2	3-0	3-0	3-2	W, 93-57 vs. Fresno Pacific (1/1/11)	Same
As #17	12-2	10-1	1-0	1-1	W, 101-59 vs. Bellarmine (12/22/23)	Same
As #18	23-5	14-1	6-4	3-0	W, 63-58 at UCF (1/13/24)	Same
As #19	18-4	11-0	5-2	2-2	L, 83-93 at Oklahoma State (2/17/24)	W, 90-88 vs. UCF (2/13/24)
As #20	13-9	5-1	4-4	4-4	W, 87-73 vs. UCF (3/13/24)	Same
As #21	8-4	4-1	3-3	1-0	W, 72-66 vs. West Virginia (2/10/24)	Same
As #22	1-0	0-0	1-0	0-0	W, 86-73 at West Virginia (2/3/24)	Same
As #23	12-2	7-0	1-2	4-0	W, 91-78 vs. #2 Gonzaga (2/22/20)	Same
As #24	4-3	2-0	0-1	2-2	L, 83-72 vs. Creighton (12/11/21)	82-71 vs. Utah State (12/8/21)
As #25	8-5	5-0	1-1	2-4	L, 74-84 at Kansas State (2/24/24)	W, 78-71 vs. #11 Baylor (2/20/24)
Total	214-83	115-16	61-42	38-26	W, 87-73 vs. UCF (3/13/24)	Same

BYU VERSUS THE POLLS

Ranking in the AP Poll						Last Win
Vs	Overall	Home	Away	Neutral	Last Meeting	Last Win
Vs #1	1-9	0-2	1-2	0-5	L, 88-78 vs. Gonzaga (3/9/21)	79-71 at Gonzaga (2/25/17)
Vs #2	3-12	2-3	1-8	0-1	L, 90-57 vs. Gonzaga	91-78 vs. Gonzaga (2/22/20)
Vs #3	2-6	1-3	1-2	0-1	W, 73-70 at Gonzaga (2/28/15)	Same
Vs #4	1-8	1-2	0-2	0-4	L, 68-75 vs. Houston (1/23/24)	71-58 vs. San Diego State (1/26/11)
Vs #5	1-11	1-4	0-5	0-2	L, 82-69 at UCLA (11/15/06)	76-74 vs. Utah (2/11/55)
Vs #6	2-8	0-4	1-2	1-2	L, 63-68 at Iowa State (3/6/24)	80-67 at San Diego State (2/26/11)
Vs #7	4-11	1-1	1-4	2-6	W, 76-68 at Kansas (2/27/24)	Same
Vs #8	2-7	1-2	0-3	1-2	L, 75-74 vs. Gonzaga (1/12/23)	51-49 vs. Utah (3/9/91)
Vs #9	3-9	2-2	0-4	1-3	L, 68-61 vs. Michigan State (12/8/07)	95-76 vs. Utah (3/7/81)
Vs #10	5-5	1-3	2-2	2-0	L, 96-85 vs. Utah (3/2/96)	78-53 vs. UCLA (3/14/81)
Vs #11	2-7	1-2	0-2	1-3	W, 78-71 vs. Baylor (2/20/24)	Same
Vs #12	3-8	0-1	1-4	2-3	W, 81-49 vs. Oregon (11/16/21)	Same
Vs #13	5-7	3-1	0-4	2-2	L, 65-61 vs. Utah (12/10/14)	61-52 vs. Air Force (1/27/07)
Vs #14	1-7	1-4	0-3	0-0	L, 72-81 at Baylor (1/9/24)	93-73 vs. Pittsburgh (12/23/86)
Vs #15	3-5	3-1	0-2	0-2	L, 92-87 vs. San Diego State (11/24/14)	72-69 vs. UTEP (2/15/86)
Vs #16	4-7	1-1	2-4	1-2	L, 69-76 vs. Saint Mary's (3/6/23)	83-62 at New Mexico (2/26/98)
Vs #17	3-5	2-2	0-2	1-1	W, 74-65 vs. San Diego State (11/20/23)	Same
Vs #18	6-3	4-1	1-1	1-1	W, 72-62 at San Diego State (12/18/21)	Same
Vs #19	4-5	3-0	0-4	1-1	L, 75-82 at San Diego State (11/11/22)	69-59 vs. Oklahoma State (11/23/94)
Vs #20	3-7	2-3	0-0	1-4	W, 85-72 vs. Saint Mary's (3/5/18)	Same
Vs #21	1-6	0-3	0-3	1-0	W, 83-80 vs. Gonzaga (12/10/22)	Same
Vs #22	0-2	0-2	0-0	0-0	L, 56-57 vs. Saint Mary's (1/28/23)	--
Vs #23	0-3	0-0	0-3	0-0	L, 76-72 at New Mexico (1/27/10)	--
Vs #24	2-1	2-1	0-0	0-0	W, 87-72 vs. Iowa State (1/16/24)	Same
Vs #25	7-5	3-1	3-2	1-2	W, 70-59 vs. Saint Mary's (2/4/16)	Same
Total	68-164	35-49	14-68	19-47	L, 63-68 at #6 Iowa State (3/6/24)	W, 76-68 at #7 Kansas (2/27/24)

LAST TIME BYU WON VS TOP 25

Home	Away	Neutral
#1: ... (0-2)	Gonzaga 2/25/17	...
#2: ... Gonzaga 2/22/20	UCLA 11/27/81	...
#3: ... (0-4)	Gonzaga 2/28/15	...
#4: ... San Diego State 1/26/11
#5: ... Utah 2/11/55
#6: ... (0-4)	San Diego State 2/26/11	...
#7: ... Washington 12/22/84	Kansas 2/27/24	...
#8: ... UTEP 3/1/84
#9: ... Utah 3/7/81
#10: ... Utah 1/31/49	Wyoming 1/8/51	...
#11: ... Baylor 2/20/24
#12: ... (0-1)	Wyoming 1/15/88	...
#13: ... Air Force 1/27/07
#14: ... Pittsburgh 12/23/86
#15: ... UTEP 2/15/86
#16: ... Notre Dame 1/13/86	New Mexico 3/16/57	...
#17: ... San Diego State 11/10/23
#18: ... Wyoming 2/11/88	San Diego State 12/18/20	...
#19: ... UTEP 2/1/82
#20: ... Arizona State 1/25/74
#21: ... (0-3)
#22: ... (0-2)
#23: ... (0-2)
#24: ... Iowa State 1/16/24
#25: ... Saint Mary's 2/4/16	Gonzaga 1/14/16	Oklahoma State 12/6/03



2023-24 SCORING BY HALF (BYU-OPPONENT)

Opponent	1st Half	Margin	FG%	2nd Half	Margin	FG%	OT	Margin	FG%	Final	Margin	FG%
Houston Christian	56-18	+38	46.3-25.0	54-45	+9	48.8-59.4	-	-	-	110-63	+47	47.6-43.3
San Diego State	33-28	+5	37.1-41.7	41-37	+4	50.0-47.1	-	-	-	74-65	+9	42.6-44.8
Southeastern Louisiana	52-17	+35	48.6-20.0	53-31	+22	52.8-35.5	-	-	-	105-48	+57	50.7-28.6
Morgan State	42-29	+13	60.7-36.4	51-21	+30	51.6-33.3	-	-	-	93-50	+43	55.9-34.9
vs. Arizona State	32-17	+15	31.4-28.6	45-32	+13	51.6-37.9	-	-	-	77-49	+28	40.9-33.3
vs. NC State	38-43	-5	43.3-43.8	57-43	+14	70.0-50.0	-	-	-	95-86	+9	56.7-46.9
vs. Fresno State	36-23	+13	45.5-47.6	49-33	+16	52.8-46.2	-	-	-	85-56	+29	49.3-46.8
Evansville	47-25	+22	50.0-32.4	49-30	+19	56.7-34.4	-	-	-	96-55	+41	52.9-33.3
at Utah	31-45	-14	36.4-56.7	38-28	+10	36.8-40.7	-	-	-	69-73	-4	36.6-49.1
Denver	45-25	+20	48.6-33.3	46-49	-3	51.5-51.4	-	-	-	90-74	+16	50.0-42.6
Georgia State	39-26	+13	43.8-42.9	47-28	+19	47.4-30.8	-	-	-	86-54	+32	45.7-37.0
Bellarmine	42-28	+14	48.5-36.7	59-31	+28	66.7-52.2	-	-	-	101-59	+42	58.0-43.4
Wyoming	44-33	+11	50.0-42.9	50-35	+15	56.8-37.1	-	-	-	94-68	+26	53.4-39.7
Cincinnati	31-24	+7	36.7-28.0	29-47	-18	29.4-55.2	-	-	-	60-71	-11	32.8-42.6
at Baylor	39-33	+6	51.9-35.5	33-48	-15	46.2-51.9	-	-	-	72-81	-9	49.1-43.1
at UCF	26-24	+2	38.5-25.8	37-34	+3	42.3-33.3	-	-	-	63-58	+5	40.4-29.3
Iowa State	39-35	+4	38.7-53.6	48-37	+11	57.7-35.5	-	-	-	87-72	+15	47.7-44.1
at Texas Tech	48-32	+16	54.5-35.3	30-53	-23	35.1-63.0	-	-	-	78-85	-7	44.3-47.5
Houston	34-41	-7	48.3-50.0	34-34	0	36.7-31.0	-	-	-	68-75	-7	42.4-40.7
Texas	44-41	+3	65.4-51.5	40-31	+9	62.5-35.7	-	-	-	84-72	+12	64.0-44.3
at West Virginia	38-29	+9	42.9-35.1	48-44	+4	54.8-51.7	-	-	-	86-73	+13	48.5-42.4
at Oklahoma	34-34	0	40.6-41.4	32-48	-16	31.3-59.1	-	-	-	66-82	-16	35.9-49.0
Kansas State	36-27	+9	42.4-37.9	36-39	-3	43.3-48.3	-	-	-	72-66	+6	42.9-43.1
UCF	39-26	+13	37.0-40.7	51-62	-11	44.7-50.7	-	-	-	90-88	+2	44.7-50.7
at Oklahoma State	34-49	-15	39.4-61.3	49-44	+5	47.4-57.1	-	-	-	83-93	-10	43.7-59.6
Baylor	42-37	+5	45.7-54.2	36-34	+2	41.9-44.4	-	-	-	78-71	+7	43.9-49.0
at Kansas State	38-42	-4	45.2-50.0	36-42	-6	37.5-65.0	-	-	-	74-84	-10	40.8-56.3
at Kansas	29-35	-6	30.0-50.0	47-33	+14	50.0-27.6	-	-	-	76-68	+8	39.3-39.0
TCU	29-46	-17	40.0-47.1	58-29	+29	64.5-35.1	-	-	-	87-75	+12	52.5-40.8
at Iowa State	38-27	+11	57.7-32.4	25-41	-16	23.3-41.9	-	-	-	63-68	-5	39.3-36.8
Oklahoma State	32-29	+3	37.1-40.0	53-42	+11	69.2-50.0	-	-	-	85-71	+14	50.8-44.8
vs. UCF	47-38	+9	48.0-36.1	40-35	+5	46.4-41.9	-	-	-	87-73	+14	47.2-38.8
TOTALS	1234-1006	+228	44.5-40.3	1400-1220	+180	48.6-44.8	-	-	-	2645-2215	+430	46.5-42.4

2023-24 SUPERLATIVES (BYU-OPPONENT)

Opponent	In the Paint		Off Turnovers		Second Chance		Fast Break		Starters		Bench		Big Run		Big Lead	
	BYU	Opp.	BYU	Opp.	BYU	Opp.	BYU	Opp.	BYU	Opp.	BYU	Opp.	BYU	Opp.	BYU	Opp.
Houston Christian	50	38	18	7	28	2	22	3	71	57	39	6	10	5	48	0
San Diego State	26	22	11	10	6	8	17	8	32	56	42	9	10	7	11	7
Southeastern Louisiana	32	22	23	2	17	11	17	0	59	33	46	15	21	7	58	0
Morgan State	42	30	24	10	14	11	32	4	49	27	44	23	20	7	43	0
vs. Arizona State	26	24	11	5	20	3	15	8	51	29	26	20	9	5	29	4
vs. NC State	38	30	8	13	14	7	15	21	54	75	41	11	11	9	14	12
vs. Fresno State	40	32	36	7	15	4	19	7	43	34	42	22	11	4	32	2
Evansville	40	26	15	10	15	8	12	10	50	39	46	16	17	7	47	1
at Utah	38	34	20	15	20	6	2	5	35	53	34	20	5	10	1	16
Denver	40	44	10	8	16	9	15	9	45	55	45	19	9	6	27	0
Georgia State	24	24	15	5	6	8	21	11	51	39	35	15	9	9	34	0
Bellarmine	40	28	28	3	8	2	26	3	55	46	46	13	10	5	42	5
Wyoming	40	34	16	12	22	11	17	4	53	61	41	7	18	5	31	1
Cincinnati	12	30	19	17	5	14	16	13	50	44	10	27	11	10	10	11
at Baylor	34	22	4	18	5	6	8	11	46	62	26	19	6	10	9	11
at UCF	22	22	8	12	12	9	5	9	46	57	17	1	9	8	13	4
Iowa State	26	34	17	10	10	15	21	8	74	52	13	20	10	9	24	3
at Texas Tech	32	32	4	22	18	7	2	12	61	69	17	16	10	9	17	7
Houston	28	22	7	17	7	15	13	7	44	59	24	16	9	11	5	12
Texas	40	26	12	17	9	14	10	7	55	50	29	22	10	6	17	7
at West Virginia	38	36	11	9	19	17	8	10	59	57	27	16	8	8	17	4
at Oklahoma	28	24	5	12	2	6	6	8	59	59	7	23	6	7	6	16
Kansas State	34	36	14	5	9	8	9	13	42	49	30	17	7	11	17	4
UCF	26	46	9	27	6	18	4	19	58	52	32	36	10	12	19	0
at Oklahoma State	38	36	14	11	21	5	20	12	44	85	39	8	9	11	0	20
Baylor	30	38	15	14	20	4	5	11	49	56	29	15	8	8	9	9
at Kansas State	40	34	22	9	14	10	5	12	32	61	42	23	10	8	0	16
at Kansas	16	36	8	7	9	2	6	9	47	59	29	9	8	8	8	12
TCU	46	36	11	15	11	13	9	21	46	46	41	29	15	8	14	17
at Iowa State	28	24	9	18	9	11	5	4	26	46	37	22	9	11	14	5
Oklahoma State	36	30	16	11	6	7	8	9	41	58	44	13	13	9	25	6
vs. UCF	20	28	6	16	10	9	8	10	51	58	36	15	14	6	18	0
TOTALS	1050	980	446	374	403	280	404	292	1579	1683	1056	543				
RECORD (W/L/T)	(14-7/7-1-2)		(17-4/6-5/0-0)		(16-4/6/5/0-0)		(13-4/10-5/0-0)		(12-1/10-7/1-1)		(21-7/2-2/0-0)					

*Superlatives in Bold



2023-24 BYU STARTING LINEUPS

Opponent	(1)	(2)	(3)	(4)	(5)
Houston Christian	Stewart	Johnson	Knell	Waterman	Traore
San Diego State	Stewart	Johnson	Knell	Waterman	Traore
Southeastern La.	Stewart	Johnson	Knell	Waterman	Traore
Morgan State	Stewart	Johnson	Knell	Waterman	Traore
vs. Arizona State	Hall	Johnson	Knell	Waterman	Traore
vs. NC State	Hall	Johnson	Knell	Waterman	Traore
vs. Fresno State	Hall	Johnson	Knell	Waterman	Khalifa
Evansville	Hall	Johnson	Knell	Waterman	Khalifa
at Utah	Hall	Johnson	Knell	Waterman	Khalifa
Denver	Hall	Johnson	Knell	Waterman	Khalifa
Georgia State	Hall	Johnson	Knell	Waterman	Khalifa
Bellarmine	Hall	Johnson	Knell	Waterman	Khalifa
Wyoming	Hall	Johnson	Knell	Waterman	Khalifa
Cincinnati	Hall	Johnson	Knell	Waterman	Khalifa
at Baylor	Hall	Johnson	Knell	Waterman	Khalifa
at UCF	Hall	Johnson	Knell	Waterman	Khalifa
Iowa State	Hall	Johnson	Robinson	Waterman	Khalifa
at Texas Tech	Hall	Johnson	Robinson	Saunders	Khalifa
Houston	Hall	Johnson	Robinson	Waterman	Khalifa
Texas	Hall	Johnson	Robinson	Waterman	Khalifa
at West Virginia	Hall	Johnson	Robinson	Waterman	Traore
at Oklahoma	Hall	Johnson	Robinson	Waterman	Traore
Kansas State	Hall	Johnson	Knell	Waterman	Khalifa
UCF	Hall	Johnson	Knell	Waterman	Khalifa
at Oklahoma State	Hall	Johnson	Knell	Waterman	Khalifa
Baylor	Hall	Johnson	Knell	Waterman	Khalifa
at Kansas State	Hall	Johnson	Knell	Waterman	Khalifa
at Kansas	Hall	Johnson	Knell	Waterman	Khalifa
TCU	Hall	Johnson	Knell	Waterman	Khalifa
at Iowa State	Hall	Johnson	Knell	Waterman	Khalifa
Oklahoma State	Hall	Johnson	Knell	Waterman	Khalifa
vs. UCF	Hall	Johnson	Knell	Waterman	Khalifa

GAMES PLAYED/STARTED

Player	Games Played		Games Started	
	Season	Career	Season	Career
Marcus Adams Jr.	1 (1-0)	1 (1-0)	0 (0-0)	0 (0-0)
Atiki Ally Atiki	23 (17-6)	87 (56-31)	0 (0-0)	4 (3-1)
Dawson Baker	4 (3-1)	83 (55-28)*	0 (0-0)	71 (49-22)*
Tredyn Christensen	0 (0-0)	9 (6-3)	0 (0-0)	0 (0-0)
Dallin Hall	32 (23-9)	66 (42-24)	28 (19-9)	49 (30-19)
Tanner Hayhurst	11 (11-0)	11 (11-0)	0 (0-0)	0 (0-0)
Spencer Johnson	32 (23-9)	118 (78-40)	32 (23-9)	54 (33-21)
Aly Khalifa	27 (19-8)	93 (59-34)	24 (16-8)	88 (55-33)*
Trevin Knell	31 (22-9)	112 (81-31)	26 (20-6)	50 (36-14)
Jared McGregor	11 (11-0)	17 (16-1)	0 (0-0)	0 (0-0)
Jaxson Robinson	31 (22-9)	94 (58-36)*	6 (3-3)	43 (23-20)*
Richie Saunders	32 (23-9)	66 (42-24)	1 (0-1)	3 (0-3)
Trey Stewart	25 (19-6)	63 (42-21)	4 (4-0)	4 (4-0)
Fousseyni Traore	24 (16-8)	90 (56-34)	8 (7-1)	62 (38-24)
Townsend Tripple	14 (12-2)	14 (12-2)	0 (0-0)	0 (0-0)
Noah Waterman	31 (23-8)	107 (64-43)*	31 (23-8)	78 (43-25)*

*Includes games played at previous NCAA Division I schools

WIN-LOSS RECORD

Win-Loss Record	(1)	(2)	(3)	(4)	(5)
14-6	Hall	Johnson	Knell	Waterman	Khalifa
4-0	Stewart	Johnson	Knell	Waterman	Traore
2-0	Hall	Johnson	Knell	Waterman	Traore
2-1	Hall	Johnson	Robinson	Waterman	Khalifa
1-1	Hall	Johnson	Robinson	Waterman	Traore
0-1	Hall	Johnson	Robinson	Saunders	Khalifa

LATE GAME FREE THROWS

Player	Last Game	5:00 - 2:00		1:59-0:00/Overtime			Career Total
		Season	Career	Season	Career	Career	
Noah Waterman	0-0 (.000)	5-6 (.833)	10-14 (.714)	0-0 (.000)	1-2 (.500)	12-21 (.571)	22-35 (.629)
Trey Stewart	0-0 (.000)	0-1 (.000)	0-1 (.000)	0-0 (.000)	0-0 (.000)	2-3 (.667)	2-4 (.500)
Jaxson Robinson	0-0 (.000)	4-5 (.800)	5-7 (.714)	0-0 (.000)	19-21 (.904)	23-27 (.852)	28-34 (.824)
Atiki Ally Atiki	0-0 (.000)	3-4 (.750)	12-17 (.706)	0-0 (.000)	0-0 (.000)	1-5 (.200)	13-22 (.591)
Tredyn Christensen	0-0 (.000)	0-0 (.000)	2-2 (1.000)	0-0 (.000)	0-0 (.000)	0-0 (.000)	2-2 (1.000)
Townsend Tripple	0-0 (.000)	0-0 (.000)	0-0 (.000)	0-0 (.000)	7-8 (.875)	7-8 (.875)	7-8 (.875)
Richie Saunders	0-0 (.000)	4-6 (.667)	4-6 (.667)	0-0 (.000)	6-6 (1.000)	8-8 (1.000)	12-14 (.857)
Spencer Johnson	0-0 (.000)	11-14 (.786)	19-23 (.826)	0-0 (.000)	8-12 (.667)	17-27 (.630)	36-50 (.720)
Trevin Knell	0-0 (.000)	1-4 (.250)	8-13 (.615)	0-0 (.000)	2-2 (1.000)	4-4 (1.000)	12-17 (.706)
Marcus Adams Jr.	0-0 (.000)	0-0 (.000)	0-0 (.000)	0-0 (.000)	0-0 (.000)	0-0 (.000)	0-0 (.000)
Tanner Hayhurst	0-0 (.000)	0-0 (.000)	0-0 (.000)	0-0 (.000)	0-0 (.000)	0-0 (.000)	0-0 (.000)
Dawson Baker	0-0 (.000)	0-0 (.000)	31-41 (.756)	0-0 (.000)	0-0 (.000)	31-35 (.886)	62-76 (.816)
Dallin Hall	0-0 (.000)	13-18 (.722)	19-30 (.633)	0-0 (.000)	9-15 (.600)	24-35 (.686)	43-65 (.662)
Fousseyni Traore	2-2 (1.000)	8-12 (.667)	24-34 (.706)	0-0 (.000)	8-12 (.667)	21-28 (.750)	45-62 (.726)
Aly Khalifa	0-0 (.000)	0-1 (.000)	2-4 (.500)	0-0 (.000)	2-3 (.667)	4-10 (.400)	6-14 (.428)
Jared McGregor	0-0 (.000)	0-0 (.000)	0-0 (.000)	0-0 (.000)	0-0 (.000)	0-0 (.000)	0-0 (.000)

LATE GAME SHOOTING

Player	Last Game	5:00 - 2:00		1:59-0:00/Overtime			Career Total
		Season	Career	Season	Career	Career	
Noah Waterman	0-0 (.000)	7-13 (.538)	13-36 (.361)	0-1 (.000)	2-7 (.286)	10-21 (.476)	23-57 (.404)
Trey Stewart	0-0 (.000)	3-6 (.500)	4-14 (.286)	0-0 (.000)	0-2 (.000)	2-6 (.333)	6-20 (.300)
Jaxson Robinson	0-0 (.000)	13-24 (.542)	20-51 (.392)	0-1 (.000)	3-14 (.214)	12-36 (.333)	32-87 (.368)
Atiki Ally Atiki	0-0 (.000)	5-8 (.625)	15-21 (.714)	0-0 (.000)	2-4 (.500)	6-11 (.545)	21-32 (.656)
Tredyn Christensen	0-0 (.000)	0-0 (.000)	0-2 (.000)	0-0 (.000)	0-0 (.000)	1-2 (.500)	1-4 (.250)
Townsend Tripple	0-0 (.000)	1-2 (.500)	1-2 (.500)	0-0 (.000)	4-7 (.571)	4-7 (.571)	6-9 (.667)
Richie Saunders	1-1 (1.000)	9-16 (.563)	10-21 (.476)	0-0 (.000)	7-19 (.368)	11-24 (.458)	21-45 (.467)
Spencer Johnson	0-0 (.000)	4-14 (.285)	25-44 (.568)	1-1 (1.000)	5-11 (.455)	18-31 (.581)	43-75 (.573)
Trevin Knell	0-0 (.000)	4-12 (.33)	17-40 (.425)	0-0 (.000)	1-8 (.125)	4-19 (.211)	21-59 (.356)
Marcus Adams Jr.	0-0 (.000)	1-3 (.333)	1-3 (.333)	0-0 (.000)	0-2 (.000)	0-2 (.000)	1-5 (.200)
Tanner Hayhurst	0-0 (.000)	0-1 (.000)	0-1 (.000)	0-0 (.000)	1-4 (.250)	1-4 (.250)	1-5 (.200)
Dawson Baker	0-0 (.000)	2-3 (.667)	34-70 (.486)	0-0 (.000)	0-0 (.000)	22-51 (.431)	56-121 (.463)
Dallin Hall	0-1 (.000)	14-23 (.609)	22-42 (.524)	0-1 (.000)	7-18 (.389)	13-36 (.361)	35-78 (.449)
Fousseyni Traore	0-1 (.000)	6-12 (.500)	22-43 (.512)	0-0 (.000)	1-2 (.500)	12-17 (.706)	34-60 (.567)
Aly Khalifa	0-0 (.000)	3-4 (.750)	18-36 (.500)	0-0 (.000)	0-1 (.000)	11-26 (.423)	29-62 (.468)
Jared McGregor	0-0 (.000)	0-1 (.000)	0-1 (.000)	0-0 (.000)	2-5 (.400)	4-9 (.444)	5-10 (.500)

*Includes games played at previous NCAA Division I schools



MARK POPE



BYU HIGHLIGHTS

- 2024 Naismith College Coach of the Year Last Season Watch List
- One of four coaches in program history to win 20 or more games in first three seasons as head coach joining G. Ott Romney, Roger Reid and Dave Rose.
- Has gone 64-12 (.842) at the Marriott Center in five seasons as the head coach including winning 10 games every season.
- Tied for third-fastest coach to reach 100 wins in program history (144) with the Cougars first-ever Big 12 win over UCF on January 13, 2024.
- Led Cougars to a No. 6 seed in the NCAA Tournament in 2021, their first trip to the Big Dance since 2015.
- Named USBWA District VII Coach of the Year after first season in Provo and leading the Cougars to a 24-8 record before the season was canceled due to COVID-19.
- His 24 wins in his first season are a program record and his .750 win percentage is second best behind Floyd Miler going 17-3 (.850) in 1941-42.
- Cougars ranked first in the nation in 3-point percentage in 2020, marking just the second time in program history that BYU ranked first nationally in any offensive statistic.

EDUCATION

Kentucky (1996, B.A. in English)
 Completed two years of medical school at Columbia (N.Y.)
 Newport High School in Bellevue, Wash. (1991)

COACHING EXPERIENCE

BYU Head Coach (2019-present)
 Utah Valley Head Coach (2015-19)
 BYU Assistant Coach (2011-15)
 Wake Forest Assistant Coach (2010-11)
 Georgia Director of Basketball Operations (2009-10)

PLAYING CAREER

Played two seasons at Washington (1991-93)
 PAC-10 All-Academic honors as a sophomore
 Played two seasons at Kentucky (1994-96)
 Team captain of 1996 National Championship team
 Drafted in second round of 1996 Draft by Indiana Pacers
 Played in NBA for Milwaukee Bucks, New York Knicks
 and Denver Nuggets

Mark Pope enters his fifth season as the head coach of BYU men's basketball having led the Cougars to a pair of postseason appearances during his tenure in Provo.

Pope is 107-49 including a 64-12 record at the Marriott Center since being named the 19th head coach in program history on April 10, 2019. He is one of four coaches in program history to win 20 or more games in their first three seasons at the helm.

BYU went 19-15 in its final season in the West Coast Conference with Fousseyni Traore, Spencer Johnson and Dallin Hall earning all-league accolades.

One of the Cougars 12 wins at the Marriott Center came against Utah on December 17, 2022, 75-66, where Rudi Williams scored a game-high 26 points off the bench. They also defeated No. 21 Creighton, 83-80, in the Jack Jones Hoopfest in Las Vegas with Williams once again leading them in scoring off the bench.

Led by Traore, BYU ranked 23rd in rebound margin and 61st in defensive rebounds per game. The sophomore, who ranked 22nd nationally in field goal

percentage, earned All-WCC second team honors after leading the team in scoring and rebounding.

In 2021-22, he led the Cougars to a 24-11 record and No. 2 seed in the NIT, where they made a run to the quarterfinals with wins over Long Beach State and Northern Iowa. In a win over San Diego on January 20, 2022, Pope became the fastest coach in program history to win 60 games.

In his second season in Provo, BYU returned to the NCAA Tournament for the first time since 2015 led by AP All-American Alex Barcello. The Cougars finished the season at 20-7 and earned a No. 6 seed, their highest seed in March Madness since 2011.

The Cougars possessed one of the top offenses in the nation in 2019-20 as they were 24-8 including a 14-1 record at home before the NCAA Tournament was canceled due to the COVID-19 pandemic. In his first season in Provo, BYU defeated No. 2 Gonzaga 91-78 on Senior Night to go along with wins over UCLA and Virginia Tech at the Maui Invitational.

They led the nation in 3-point field goal percentage, shooting 42.2 percent from beyond the arc while ranking in the Top 10 nationally in five other categories.

In four years at Utah Valley, Pope's Wolverine teams made improvements each season, going from 12 wins in 2015-16 to 25 victories in 2018-19. He also led Utah Valley to three-straight postseason appearances (2017, 2018, 2019) and back-to-back 20-win seasons (2017-18, 2018-19) — both are Wolverine records.

The 2018-19 season was highlighted by a then program-record 25 wins and an 11-4 non-conference record, the best non-league record in UVU history. His team finished 14-1 at home and owned a 22-game home win streak — also a Wolverine record and the second-longest streak in the country at the time.

POPE'S HEAD COACHING RECORD

Season	School	Overall	Pct.	Home	Pct.	Away	Pct.	Neutral	Pct.	Conf.	Pct.	Conf. Tourney	Postseason
2015-16	Utah Valley	12-18	.400	7-8	.467	5-9	.357	0-1	.000	6-8	.429	0-1	N/A
2016-17	Utah Valley	17-17	.500	8-5	.615	8-11	.421	1-1	.500	6-8	.429	1-1	2-1 CBI
2017-18	Utah Valley	23-11	.676	16-1	.941	6-9	.400	1-1	.500	10-4	.714	1-1	1-1 CBI
2018-19	Utah Valley	25-10	.714	14-1	.933	8-8	.500	3-1	.750	12-4	.750	1-1	1-1 CBI
2019-20	BYU	24-8	.750	14-1	.933	6-5	.545	4-2	.667	13-3	.813	0-1	0-0*
2020-21	BYU	20-7	.741	10-2	.846	7-2	.727	3-3	.500	10-3	.769	1-1	0-1 NCAA
2021-22	BYU	24-11	.686	14-3	.824	6-5	.545	4-3	.571	9-6	.600	1-1	2-1 NIT
2022-23	BYU	19-15	.559	12-4	.750	2-7	.222	5-4	.556	7-9	.438	2-1	N/A
2023-24	BYU	23-9	.719	16-2	.889	3-7	.300	4-0	1.000	10-8	.556	1-0	N/A
	at BYU	110-50	.688	66-12	.846	24-26	.480	20-12	.625	49-29	.628	5-4	2-2
	Total	187-106	.638	111-27	.804	51-63	.447	25-16	.6010	83-53	.610	8-8	6-5

* NCAA Tournament canceled due to COVID-19 pandemic



POPE VS. ALL OPPONENTS

Opponent	Overall	at UVU	at BYU	Last Meeting	Opponent	Overall	at UVU	at BYU	Last Meeting
Antelope Valley	2-0	2-0	0-0	1/2/16	Pacific	6-1	0-0	6-1	2/4/23
Arizona	0-1	0-1	0-0	12/6/18	Pepperdine	7-2	0-0	7-2	2/9/23
Arizona State	1-0	0-0	1-0	11/23/23	Portland	7-0	0-0	7-0	3/3/23
Baylor	1-1	0-0	1-1	2/20/24	Rice	1-0	1-0	0-0	3/20/17
Bellarmine	1-0	0-0	1-0	12/22/23	Saint Mary's	4-8	0-2	4-6	3/6/23
Benedictine	1-0	1-0	0-0	11/19/16	Sam Houston State	2-0	2-0	0-0	12/22/18
Bethesda	1-0	1-0	0-0	12/14/17	San Diego	4-0	0-0	4-0	1/7/23
Boise State	0-1	0-0	0-1	11/20/19	San Diego Christian	1-0	1-0	0-0	1/2/16
Butler	0-1	0-0	0-1	11/24/22	San Diego State	3-2	0-0	3-2	11/10/23
BYU	1-3	1-3	--	11/9/18	San Francisco	5-5	0-1	5-4	2/25/23
Cal Baptist	2-0	2-0	0-0	3/2/19	Santa Clara	1-3	0-0	1-3	2/16/23
Cal State Bakersfield	4-6	4-6	0-0	3/9/19	Seattle	5-4	5-4	0-0	2/26/19
Cal State Fullerton	2-1	1-1	1-0	11/5/19	South Dakota	0-1	0-0	0-1	12/3/22
Central Methodist	1-0	0-0	1-0	11/20/21	South Florida	1-1	0-1	1-0	12/22/21
Cleveland State	1-0	0-0	1-0	11/9/21	Southeastern Louisiana	1-0	0-0	1-0	11/15/23
Chicago State	7-1	7-1	0-0	2/21/19	Southern Utah	1-1	0-1	1-0	11/13/19
Cincinnati	0-1	0-0	0-1	1/6/24	St. John's	1-0	0-0	1-0	12/2/20
Creighton	1-1	0-0	1-1	12/10/22	TCU	1-0	0-0	1-0	3/2/24
CSUN	1-0	1-0	0-0	3/19/19	Texas	1-0	0-0	1-0	1/27/24
Dayton	1-0	0-0	1-0	11/25/22	Texas Southern	2-0	0-0	2-0	11/24/21
Denver	3-1	2-1	1-0	12/13/23	Texas Tech	0-1	0-0	0-1	1/20/24
Duke	0-1	0-1	0-0	11/11/17	UC Davis	1-2	1-2	0-0	11/18/17
Eastern Oregon	1-0	1-0	0-0	11/20/17	UC Riverside	2-0	2-0	0-0	12/28/17
Eastern Washington	1-0	1-0	0-0	3/13/18	UCF	3-0	0-0	3-0	3/13/24
Fresno State	2-0	1-0	1-0	12/1/23	UCLA	1-1	0-0	1-1	3/20/21
Evansville	1-0	0-0	1-0	12/5/23	UNC Wilmington	0-1	0-1	0-0	12/22/15
Grand Canyon	1-9	1-9	0-0	3/15/19	UNLV	1-0	0-0	1-0	12/7/19
Georgia Southern	1-0	1-0	0-0	3/15/17	USC	0-2	0-0	0-2	11/23/22
Georgia State	1-0	0-0	1-0	12/16/23	Utah	3-3	0-1	3-2	12/9/23
Gonzaga	1-9	0-1	1-8	2/11/23	Utah State	3-3	0-3	3-0	12/8/21
Great Falls	1-0	1-0	0-0	11/14/15	Utah Tech	1-0	1-0	0-0	11/1/17
Hartford	1-0	1-0	0-0	11/19/18	Utah Valley	1-2	--	1-2	12/7/22
Hawaii	0-1	0-1	0-0	12/17/17	UTRGV	8-0	8-0	0-0	2/16/19
Houston	1-0	0-0	1-1	1/23/24	UTSA	3-1	3-1	0-0	12/2/17
Houston Christian	1-0	0-0	1-0	11/6/23	Vanderbilt	0-1	0-0	0-1	12/23/21
Idaho State	5-0	4-0	1-0	11/7/22	Virginia Tech	1-0	0-0	1-0	11/27/19
Iowa State	1-1	0-0	1-1	3/6/24	Washington State	0-2	0-1	0-1	3/23/22
Kansas	1-1	0-0	1-1	2/24/27	Weber State	7-1	3-1	4-0	12/22/22
Kansas City	7-3	7-3	0-0	3/14/19	West Virginia	1-0	0-0	1-0	2/3/24
Kansas State	1-1	0-0	1-1	2/24/24	Western Colorado	2-0	2-0	0-0	11/28/18
Kentucky	0-1	0-1	0-0	11/10/17	Western Oregon	1-0	0-0	1-0	12/15/22
Liberty	1-0	0-0	1-0	12/25/21	Westminster	4-0	1-0	3-0	11/29/22
Lindenwood	1-0	0-0	1-0	12/20/22	Wyoming	1-1	0-1	1-0	12/30/23
Long Beach State	2-0	1-0	1-0	3/16/22					
Louisville	0-1	0-1	0-0	12/23/15					
Loyola Marymount	8-1	0-0	8-1	3/4/23					
Missouri State	2-0	0-0	2-0	11/16/22					
Montana State	0-1	0-1	0-0	12/1/15					
Montana Tech	3-0	2-0	1-0	11/30/19					
Morgan State	1-0	0-0	1-0	11/18/23					
Nevada	1-0	0-0	1-0	12/10/19					
New Mexico State	1-6	1-6	0-0	2/14/19					
New Orleans	1-0	0-0	1-0	11/26/20					
NC State	1-0	0-0	1-0	11/24/23					
Nicholls	1-0	0-0	1-0	11/19/22					
North Dakota	2-0	2-0	0-0	11/24/18					
Northern Arizona	1-0	1-0	0-0	12/8/18					
Northern Iowa	1-0	0-0	1-0	3/19/22					
Oklahoma	0-1	0-0	0-1	2/6/24					
Oklahoma State	1-1	0-0	1-1	3/9/24					
Oral Roberts	1-0	0-0	1-0	12/28/21					
Oregon	1-0	0-0	1-0	11/16/21					

POPE VS. ALL CONFERENCES

ACC	2-2	Missouri Valley	4-0
American Athletic	4-2	Mountain West	11-7
Atlantic 10	1-0	Non D-1	18-0
Atlantic Sun	2-0	Ohio Valley	1-0
Big 12	13-12	Pac-12	6-9
Big East	2-2	SEC	0-2
Big Sky	14-2	Southland	14-5
Big West	8-4	Summit	11-4
CAA	0-1	Sun Belt	2-0
C-USA	3-0	SWAC	2-0
Horizon	1-0	WAC	30-29
MEAC	1-0	West Coast	43-29

In addition to the team success, Pope coached the Western Athletic Conference Player of the Year and Freshman of the Year.

Pope's 2017-18 campaign finished with a 23-11 record, including the best home mark in school history of 16-1. The season began with what was known as the #Toughest24 as Pope and the Wolverines opened on the road at No. 4 Kentucky and No. 1 Duke on consecutive nights. That season ended with a trip to the quarterfinals of the College Basketball Invitational.

In 2016-17, Pope led Utah Valley to 17 wins and a trip to the CBI. The Wolverines won a pair of road games — the school's first-ever postseason victories — to reach the semifinals of the CBI.

While on Dave Rose's staff at BYU from 2011-15, Pope helped the Cougars to four-straight 20-win seasons and four-straight postseason appearances — including three bids to the NCAA Tournament and trip to the semifinals of the 2013 NIT. Prior to coaching at BYU, Pope was director of basketball operations for Mark Fox at Georgia in 2009-10 and

an assistant under Jeff Bzdelik at Wake Forest in 2010-11.

A 6-foot-10 post player, Pope helped Kentucky claim the 1996 NCAA National Championship and enjoyed a nine-year professional career that included seven seasons in the NBA and two in Turkey. Pope was drafted in the second round of the 1996 NBA Draft by the Indiana Pacers. Following the draft, Pope played his first season as a professional in Turkey for Efes Pilsen. He then played two seasons for the Indiana Pacers under head coach Larry Bird and helped the Pacers to the 1998 Eastern Conference Finals.

In 1999-00, Pope split time between the La Crosse Bobcats of the CBA and Ulkerspor in Turkey. He returned to the NBA the next season, playing for the Milwaukee Bucks under head coach George Karl. In 2000-01, he started 45 games and helped the Bucks reach the Eastern Conference Finals. After two seasons with the Bucks, Pope spent the 2002-03 season on injured reserve with the New York Knicks. He concluded his NBA career playing two seasons with the Denver Nuggets from 2003-05.

Pope began his collegiate career playing at

Washington. As a freshman in 1991-92, he earned Pac-10 Freshman of the Year honors after setting a Washington freshman single-season record with 8.1 rebounds per game. He earned All-Academic honors from the Pac-10 as a sophomore in 1992-93.

Following his sophomore season, Pope transferred to Kentucky where he played for Rick Pitino. After redshirting in 1993-94, Pope helped the Wildcats win back-to-back SEC titles, advance to the NCAA Elite Eight in 1995 and win the NCAA National Championship in 1996. He averaged 7.6 points and 5.2 rebounds and was a team captain during Kentucky's championship season. Pope earned Academic All-SEC honors in 1995 and graduated from Kentucky with a degree in English in 1996.

Before joining the basketball staff at Georgia, Pope completed two years of medical school at Columbia University in New York. He did much of his pre-med course work while playing in the NBA. Pope and his wife Lee Anne have four daughters: Ella, Avery, Layla and Shay. Lee Anne worked at ESPN before serving as David Letterman's personal assistant for four years.



2023-24 BYU MEN'S BASKETBALL ROSTER

Numerical Roster

No.	Name	Pos.	Ht.	Wt.	Yr.	Exp	Hometown (Previous School)
0	Noah Waterman	F	6-11	220	Sr.	1L	Savannah, N.Y. (Detroit Mercy)
1	Trey Stewart	G	6-2	188	Jr.	2L	American Fork, Utah (American Fork HS)
2	Jaxson Robinson	G	6-7	190	Sr.	1L	Ada, Okla. (Arkansas)
4	Atiki Ally Atiki	F	6-10	220	Jr.	2L	Mwanza, Tanzania (London Basketball Academy)
10	Tredyn Christensen	F	6-7	230	Sr.	1L	Eagle Mountain, Utah (Chaminade)
12	Townsend Tripple	G	6-8	212	Fr.	RS	Meridian, Idaho (Rocky Mountain HS)
15	Richie Saunders	G	6-5	200	So.	1L	Riverton, Utah (Wasatch Academy)
20	Spencer Johnson	G	6-5	195	Sr.	3L	American Fork, Utah (Salt Lake CC)
21	Trevin Knell	G	6-5	186	Jr.	2L	North Salt Lake, Utah (Woods Cross HS)
23	Marcus Adams Jr.	F	6-8	220	Fr.	TR	Torrance, Calif. (Nathaniel Narbonne HS)
24	Tanner Hayhurst	G	6-6	204	Fr.	RS	Eagle, Idaho (Eagle HS)
25	Dawson Baker	G	6-4	190	Jr.	TR	Coto De Caza, Calif. (UC Irvine)
30	Dallin Hall	G	6-4	196	So.	1L	Plain City, Utah (Fremont HS)
45	Fousseyni Traore	F	6-6	240	Jr.	2L	Bamako, Mali (Wasatch Academy)
50	Aly Khalifa	C	6-11	270	Jr.	TR	Alexandria, Egypt (Charlotte)
51	Jared McGregor	G	6-3	193	So.	1L	Saratoga Springs, Utah (Westlake HS)

Alphabetical Roster

No.	Name	Pos.	Ht.	Wt.	Yr.	Exp	Hometown (Previous School)
23	Marcus Adams Jr.	F	6-8	220	Fr.	TR	Torrance, Calif. (Nathaniel Narbonne HS)
4	Atiki Ally Atiki	F	6-10	220	Jr.	2L	Mwanza, Tanzania (London Basketball Academy)
25	Dawson Baker	G	6-4	190	Jr.	TR	Coto De Caza, Calif. (UC Irvine)
30	Dallin Hall	G	6-4	196	So.	1L	Plain City, Utah (Fremont HS)
24	Tanner Hayhurst	G	6-6	204	Fr.	RS	Eagle, Idaho (Eagle HS)
10	Tredyn Christensen	F	6-7	230	Sr.	1L	Eagle Mountain, Utah (Chaminade)
20	Spencer Johnson	G	6-5	195	Sr.	3L	American Fork, Utah (Salt Lake CC)
50	Aly Khalifa	C	6-11	270	Jr.	TR	Alexandria, Egypt (Charlotte)
21	Trevin Knell	G	6-5	186	Jr.	2L	North Salt Lake, Utah (Woods Cross HS)
51	Jared McGregor	G	6-3	193	So.	1L	Saratoga Springs, Utah (Westlake HS)
2	Jaxson Robinson	G	6-7	190	Sr.	1L	Ada, Okla. (Arkansas)
15	Richie Saunders	G	6-5	200	So.	1L	Riverton, Utah (Wasatch Academy)
1	Trey Stewart	G	6-2	188	Jr.	2L	American Fork, Utah (American Fork HS)
45	Fousseyni Traore	F	6-6	240	Jr.	2L	Bamako, Mali (Wasatch Academy)
12	Townsend Tripple	G	6-8	212	Fr.	RS	Meridian, Idaho (Rocky Mountain HS)
0	Noah Waterman	F	6-11	220	Sr.	1L	Savannah, N.Y. (Detroit Mercy)

Coaching Staff

Name	Position (Year at BYU)	Alma Mater (Year)
Mark Pope	Head Coach (5th)	Kentucky (1996)
Cody Fueger	Assistant Coach (5th)	Utah (2006)
Nick Robinson	Assistant Coach (5th)	Stanford (2005)
Kahil Fennell	Assistant Coach (2nd)	Redlands (2004)
Collin Terry	Assistant Coach (1st)	Utah Valley (2006)
Nate Austin	Dir. of Basketball Operations (1st)	BYU (2016)
Keegan Brown	Dir. of Video/Analytics Strategy (4th)	BYU (2017)
Robert Ramos	Athletic Trainer (21st)	BYU (1995)
Michael Davie	Dir. of Strength & Conditioning/Sports Science (1st)	Queensland University of Technology (2005)
Carsen Williams	Graduate Assistant (2nd)	BYU (2020)
Leander Ridgeway Jr.	Graduate Assistant (1st)	Asbury (2021)
Matthew Santoro	Graduate Assistant (1st)	Pittsburgh (2022)
Melvin Goins II	Graduate Assistant (1st)	Tennessee (2011)

Pronunciation Guide

Atiki Ally Atiki	ah-tee-KEY ali ah-teek-KEY
Tredyn Christensen	TRAY-din
Cody Fueger	FEE-ger
Aly Khalifa	ALI kuh-LEAF-uh
Trevin Knell	Nell
Robert Ramos	RAY-mos
Richie Saunders	SAW-n-ders
Fousseyni Traore	fou-SEN-ee try-OR-ay



GEOGRAPHIC BREAKDOWN

Egypt

Aly Khalifa

California

Marcus Adams Jr.
Dawson Baker

Idaho

Tanner Hayhurst
Townsend Tripple

Mali

Fousseyni Traore

New York

Noah Waterman

Oklahoma

Aly Khalifa

Tanzania

Atiki Ally Atiki

Utah

Tredyn Christensen
Dallin Hall
Spencer Johnson
Trevin Knell
Jared McGregor
Richie Saunders
Trey Stewart

CLASS BREAKDOWN

Freshman

Marcus Adams Jr.
Tanner Hayhurst*
Townsend Tripple

Sophomore

Dallin Hall
Jared McGregor
Richie Saunders

Junior

Atiki Ally Atiki
Dawson Baker
Aly Khalifa
Trevin Knell*
Trey Stewart
Fousseyni Traore

Senior

Tredyn Christensen
Spencer Johnson
Jaxson Robinson
Noah Waterman

*Redshirt





#0 Noah Waterman
6-11 | Forward | Senior
Savannah, New York



#1 Trey Stewart
6-2 | Guard | Junior
American Fork, Utah



#2 Jaxson Robinson
6-6 | Guard | Senior
Ada, Oklahoma



#4 Atiki Ally Atiki
6-10 | Forward | Junior
Mwanza, Tanzania




#10 Tredyn Christensen
6-6 | Forward | Senior
Eagle Mountain, Utah



#12 Townsend Tripple
6-8 | Forward | Freshman
Meridian, Idaho



#15 Richie Saunders
6-6 | Guard | Sophomore
Riverton, Utah



#20 Spencer Johnson
6-5 | Guard | Senior
American Fork, Utah



#21 Trevin Knell
6-5 | Guard | R-Junior
North Salt Lake, Utah



#23 Marcus Adams Jr.
6-8 | Forward | Freshman
Torrance, California



#24 Tanner Hayhurst
6-6 | Guard | R-Freshman
Eagle, Idaho



#25 Dawson Baker
6-4 | Guard | Junior
Coto De Caza, California



#30 Dallin Hall
6-4 | Guard | Sophomore
Plain City, Utah



#45 Fousseyni Traore
6-6 | Forward | Junior
Bamako, Mali




#50 Aly Khalifa
6-11 | Center | Junior
Alexandria, Egypt



#51 Jared McGregor
6-3 | Guard | Sophomore
Saratoga Springs, Utah



Mark Pope
Head Coach



Cody Fueger
Assistant Coach



Nick Robinson
Assistant Coach



Kahil Fennell
Assistant Coach



Collin Terry
Assistant Coach





NOAH WATERMAN

SENIOR | 6-11 | FORWARD | SAVANNAH, NEW YORK | DETROIT MERCY

2023-24

BYU is 34-11 when he starts... averaging 12.8 points per game in neutral site games this season... MVP of Vegas Showdown after leading Cougars to first MTE title since 2010... scored a career-high 24 points in win over Arizona State at Vegas Showdown... connected on a career-high six 3-pointers against Sun Devils... five or more rebounds 18 times this season... BYU is 13-2 when he scored in double figures...

2022-23

Averaged 4.6 points per game, shooting 36.6 percent from the field, 32.3 percent from three and 54.3 percent from the free throw line... scored in double figures six times including a season-high 15 in win over Missouri State... went 5-of-6 from behind the arc against the Bears... made multiple 3-pointers in 8 games... pulled down a career-high eight rebounds in wins over No. 21 Creighton and Weber State...

Before BYU

Appeared in 44 games during stops at Detroit Mercy and Niagara... played in 36 games including 29 starts during his two seasons at Detroit Mercy... averaged 9.6 points per game... shot 52.8 percent from three in his first season in Detroit... scored in double figures 17 times... played in seven games as a true freshman at Niagara before suffering a season ending injury... prepped at Finger Lakes Christian School in Seneca Falls, N.Y... MVP of Empire State Christian Athletic League in 2017 and 2018... Averaged 33.9 points, 12.6 rebounds, 5.3 assists and 3.9 blocks per game as a senior...

Personal

Son of Kim Waterman... has five older brothers, two older sisters and a younger sister...

SEASON HIGHS

Points:	24	vs. Arizona State (11/23/23)
Rebounds:	14	Denver (12/13/23)
Assists:	3 (2x)	Iowa State (1/16/24)
Steals:	2	Houston (1/23/24)
Blocks:	3 (2x)	at Iowa State (3/6/24)
Field Goals:	9	vs. Arizona State (11/23/23)
3-Pointers:	6	vs. Arizona State (11/23/23)
Free Throws:	9	UCF (2/13/24)
Minutes:	34	Iowa State (1/16/24)

CAREER HIGHS

Points:	24	vs. Arizona State (11/23/23)
Rebounds:	14	Denver (12/13/23)
Assists:	4	Western Oregon (12/15/22)
Steals:	2 (10x)	Houston (1/23/24)
Blocks:	3 (4x)	at Iowa State (3/6/24)
Field Goals:	9	vs. Arizona State (11/23/23)
3-Pointers:	6	vs. Arizona State (11/23/23)
Free Throws:	9	UCF (2/13/24)
Minutes:	38 (2x)	Fort Wayne (01/26/22)

PRODUCTION TRACKER

	2023-24	Career
Had a double-double	1 (1-0)	1 (1-0)
Scored 10+ points	15 (13-2)	41 (28-13)
Scored 20+ points	2 (2-0)	3 (3-0)
Led BYU in scoring	4 (3-1)	5 (4-1)
Led BYU in rebounds	9 (5-4)	12 (7-5)
Led BYU in assists	--	--
Led BYU in blocks	6 (5-1)	10 (8-2)
Made 3+ 3-pt FGs	8 (7-1)	24 (19-5)
Had 5+ 3-pt FGs	2 (2-0)	6 (5-1)
Had 3+ assists	1 (1-0)	5 (3-2)
Had 3+ blocks	2 (1-1)	4 (3-1)
Had 5+ rebounds	19 (14-5)	47 (31-16)
Had 10+ rebounds	1 (1-0)	1 (1-0)



2023-24 GAME-BY-GAME

OPPONENT	DATE	MIN.	FG-FGA	PCT	3FG-FGA	PCT	FT-FTA	PCT	OFF	DEF	REB	AST	BLK	STL	PF	TO	PTS	AVG		
Houston Christian	11/6	22	5-9	.556	3-6	.500	3-4	.750	4	4	8	1	0	1	1	0	16	16.0		
San Diego State	11/10	18	0-3	.000	0-1	.000	0-0	.000	1	4	5	1	0	0	5	1	0	8.0		
Southeastern Louisiana	11/15	18	1-7	.143	1-5	.200	2-2	1.000	2	5	7	3	0	0	2	0	5	7.0		
Morgan State	11/18	21	3-6	.500	2-4	.500	7-8	.875	5	3	8	0	2	0	2	0	15	9.0		
vs. Arizona State	11/23	25	9-14	.643	6-9	.667	0-0	.000	1	6	7	1	0	0	1	0	24	12.0		
vs. NC State	11/24	28	6-9	.667	2-5	.400	1-3	.333	0	6	6	1	0	0	3	2	15	12.5		
vs. Fresno State	12/1	22	1-4	.250	1-3	.333	0-0	.000	2	3	5	1	0	1	1	1	3	11.1		
Evansville	12/5	22	4-9	.444	2-5	.400	2-2	1.000	2	6	8	1	0	0	0	0	12	11.3		
at Utah	12/9	21	0-7	.000	0-6	.000	0-0	.000	0	3	3	1	0	0	1	0	0	10.0		
Denver	12/13	26	8-11	.727	2-5	.400	2-2	1.000	4	10	14	1	3	0	2	0	20	11.0		
Georgia State	12/16	24	4-7	.571	3-5	.600	2-3	.667	0	6	6	0	0	1	0	0	13	11.2		
Bellarmine	12/22	26	5-9	.556	3-6	.500	0-0	.000	0	1	1	1	0	0	0	1	13	11.3		
Wyoming	12/30	28	6-11	.545	5-10	.500	0-0	.000	0	8	8	1	0	0	0	1	17	11.8		
Cincinnati	1/6	29	3-12	.250	1-9	.111	0-0	.000	2	6	8	1	0	0	1	1	7	11.4		
at Baylor	1/9	22	0-1	.000	0-1	.000	0-0	.000	1	5	6	0	0	1	2	0	0	10.7		
at UCF	1/13	23	0-3	.000	0-3	.000	0-0	.000	0	7	7	0	1	1	3	1	0	10.0		
Iowa State	1/16	34	4-12	.333	3-8	.375	7-8	.875	3	1	4	3	1	0	3	1	18	10.5		
at Texas Tech	1/20																			
Houston	1/23	28	6-9	.667	4-7	.571	1-1	1.000	1	2	3	1	0	2	3	0	17	10.8		
Texas	1/27	33	7-11	.636	3-6	.500	0-0	.000	1	2	3	0	0	0	1	1	17	11.2		
at West Virginia	2/3	16	0-1	.000	0-1	.000	0-0	.000	0	2	2	0	1	0	1	0	0	10.6		
at Oklahoma	2/6	22	1-5	.200	1-5	.200	0-0	.000	2	6	8	1	0	0	4	3	3	10.2		
Kansas State	2/10	27	4-9	.444	2-7	.286	1-1	1.000	0	2	2	1	0	1	1	0	11	10.3		
UCF	2/13	32	3-5	.600	2-4	.500	9-10	.900	1	8	9	1	1	1	3	0	17	10.6		
at Oklahoma State	2/17	27	2-5	.400	1-4	.250	2-2	1.000	1	4	5	0	0	1	2	0	7	10.4		
Baylor	2/20	22	4-7	.571	1-4	.250	0-0	.000	0	2	2	0	0	0	0	1	9	10.4		
at Kansas State	2/24	30	3-9	.333	2-5	.400	4-6	.667	2	5	7	0	1	1	4	1	12	10.4		
at Kansas	2/27	23	2-4	.500	2-3	.667	3-4	.750	1	5	6	0	2	0	4	0	9	10.4		
TCU	3/2	18	2-5	.400	0-2	.000	0-1	.000	2	2	4	0	2	0	0	3	4	10.1		
at Iowa State	3/6	18	1-3	.333	1-1	1.000	0-0	.000	1	3	4	3	3	1	0	3	3	9.9		
Oklahoma State	3/9	21	2-7	.286	2-7	.286	0-0	.000	1	0	1	1	0	0	2	0	6	9.8		
vs. UCF	3/13	29	4-6	.667	1-3	.333	0-0	.000	0	5	5	0	1	0	3	0	9	9.7		
vs. Texas Tech	3/14																			
TOTAL			757		100-220	.455	56-150	.373	46-57	.807	40	132	172	23	18	12	55	21	302	9.7

CAREER STATISTICS

YEAR	GP-GS	MPG	FG-FGA	PCT	3FG-A	PCT	FT-FTA	PCT	OFF-DEF-REB	AVG	PF-D	A	AVG	TO	BLK	AVG	STL	AVG	PTS	AVG
2019-20*	7-5	22.3	17-35	.486	6-14	.429	9-18	.500	4-19-23	3.3	13-0	6	0.9	11	3	0.4	1	0.1	49	7.0
2020-21#	15-12	27.4	61-110	.555	38-72	.528	18-28	.643	17-50-67	4.5	39-1	14	0.9	16	10	0.7	8	0.5	178	11.9
2021-22#	21-17	25.2	57-133	.429	39-96	.375	18-24	.750	22-63-85	4.0	41-1	10	0.5	18	14	0.7	16	0.8	168	8.0
2022-23	33-14	17.0	52-142	.366	30-93	.323	19-25	.543	18-75-93	2.8	70-0	25	0.8	36	13	0.4	16	0.5	153	4.6
2023-24	31-31	24.4	100-220	.455	56-150	.373	46-57	.807	40-132-172	5.5	55-1	23	0.7	21	18	0.6	12	0.4	302	9.7
TOTAL!	64-45	20.6	152-362	.420	86-243	.354	65-92	.707	58-207-265	4.1	125-1	48	0.8	57	31	0.5	28	0.4	455	7.1
TOTAL ^	107-79	22.6	287-640	.448	166-425	.391	110-162	.679	101-339-440	4.1	218-3	78	0.7	102	58	0.5	53	0.5	850	7.9

* Niagara #Detroit Mercy ^BYU Only ^ Niagara, Detroit Mercy and BYU





TREY STEWART

JUNIOR | 6-2 | GUARD | AMERICAN FORK, UTAH | AMERICAN FORK HS

2023-24

Got first career start in season opener against Houston Christian... 35th different player to start a game under Pope... scored a career-high 10 points against HCU... hit at least one 3-pointer in six games this season... has a season-high four assists three times... appeared in TEN straight Big 12 games after only appearing in two of BYU's first nine league games...

2022-23

WCC All-Academic Honorable Mention... 12th in the WCC in assist-turn-over- ratio... had a career-high eight assists in win over Western Oregon... carer-high nine points against Santa Clara... made first career 3-pointer and free throw against the San Diego State...

2021-22

Appeared in 11 games, playing a total of 26 minutes... scored a season-high two points against Oregon and Washington State... played a season-high five minutes in NIT first round win over Long Beach State...

Before BYU

Graduated from American Fork... first team all-state as a senior after averaging 14.8 points per game...served a mission for the Church of Jesus Christ of Latter Day Saints in Leeds, England and Kennewick, Washington...

Personal

Founder of Default Happiness, a clothing company focused on promotion a happy and healthy mindset in athletes by wearing the source of their game while they game... put together his own fashion show in the fall... signed former BYU and current Minnesota Vikings quarterback Jaren Hall to a NIL deal producing his own clothing line called 'kindness counts'... sister, Sophie, played soccer at Utah Tech...

SEASON HIGHS	Points:	10	Houston Christian (11/06/23)
	Rebounds:	6	Bellarmine (12/22/23)
	Assists:	4 (3x)	Georgia State (12/16/23)
	Steals:	3	Denver (12/13/23)
	Blocks:	2 (3x)	Wyoming (12/30/23)
	Field Goals:	4	Houston Christian (11/06/23)
	3-Pointers:	1 (6x)	Wyoming (12/30/23)
	Free Throws:	2 (2x)	vs. Arizona State (11/23/23)
	Minutes:	20 (2x)	Southeastern Louisiana (11/15/23)

CAREER HIGHS	Points:	10	Houston Christian (11/06/23)
	Rebounds:	6	Bellarmine (12/22/23)
	Assists:	8	Western Oregon (12/15/22)
	Steals:	4	vs. Westminster (11/29/22)
	Blocks:	2 (5x)	Wyoming (12/30/23)
	Field Goals:	4	Santa Clara (2/16/23)
	3-Pointers:	1 (10x)	Wyoming (12/30/23)
	Free Throws:	2 (3x)	vs. Arizona State (11/23/23)
	Minutes:	23	vs. Westminster (11/29/22)

PRODUCTION TRACKER	2023-24	Career
Had a double-double	--	--
Scored 10+ points	1 (1-0)	1 (1-0)
Scored 20+ points	--	--
Led BYU in scoring	--	--
Led BYU in rebounds	--	--
Led BYU in assists	--	1 (1-0)
Led BYU in steals	3 (3-0)	5 (5-0)
Made 3+ 3-pt FGs	--	--
Had 3+ assists	4 (4-0)	6 (6-0)
Had 5+ assists	--	1 (1-0)
Had 3+ steals	1 (1-0)	3 (3-0)
Had 5+ rebounds	3 (3-0)	3 (3-0)
Had 10+ rebounds	--	--



2023-24 GAME-BY-GAME

OPPONENT	DATE	MIN.	FG-FGA	PCT	3FG-FGA	PCT	FT-FTA	PCT	OFF	DEF	REB	AST	BLK	STL	PF	TO	PTS	AVG
Houston Christian	11/6	20	4-7	.571	0-2	.000	2-3	.667	0	3	3	4	0	1	3	1	10	10.0
San Diego State	11/10	15	1-4	.250	1-3	.333	0-0	.000	1	1	2	0	0	0	2	3	3	6.5
Southeastern Louisiana	11/15	20	3-8	.375	1-3	.333	0-0	.000	2	3	5	1	2	0	0	1	7	6.7
Morgan State	11/18	14	1-1	1.000	0-0	.000	0-0	.000	1	1	2	0	0	1	1	2	2	5.5
vs. Arizona State	11/23	13	1-4	.250	1-2	.500	2-3	.667	0	2	2	1	0	0	2	0	5	5.4
vs. NC State	11/24	11	2-3	.667	1-2	.500	0-0	.000	1	3	4	2	0	0	2	2	5	5.3
vs. Fresno State	12/1	14	1-5	.200	0-1	.000	0-0	.000	2	1	3	2	0	2	1	1	2	4.9
Evansville	12/5	17	2-4	.500	0-2	.000	0-0	.000	0	2	2	4	0	1	1	2	4	4.8
at Utah	12/9	11	1-4	.250	0-1	.000	0-0	.000	1	3	4	1	0	0	2	0	2	4.4
Denver	12/13	11	1-2	.500	0-0	.000	0-0	.000	0	1	2	0	0	3	0	1	2	4.2
Georgia State	12/16	11	2-3	.667	1-2	.500	0-0	.000	0	0	0	4	0	0	2	1	5	4.3
Bellarmine	12/22	16	0-1	.000	0-1	.000	0-0	.000	1	5	6	3	2	1	0	0	0	3.9
Wyoming	12/30	10	1-2	.500	1-2	.500	1-2	.500	0	5	5	1	2	0	0	0	4	3.9
Cincinnati	1/6	4	0-0	.000	0-0	.000	0-0	.000	0	0	0	1	0	0	2	4	0	3.6
at Baylor	1/9	1	0-0	.000	0-0	.000	0-0	.000	0	0	0	0	0	0	0	0	0	3.4
at UCF	1/13																	
Iowa State	1/16																	
at Texas Tech	1/20																	
Houston	1/23																	
Texas	1/27																	
at West Virginia	2/3																	
at Oklahoma	2/6																	
Kansas State	2/10	9	2-4	.500	0-1	.000	0-0	.000	1	2	3	1	0	2	4	0	4	3.4
UCF	2/13	9	0-1	.000	0-1	.000	0-0	.000	0	1	1	1	0	0	1	0	0	3.2
at Oklahoma State	2/17	3	0-0	.000	0-0	.000	0-0	.000	0	0	0	0	0	1	1	1	0	3.1
Baylor	2/20	2	0-0	.000	0-0	.000	0-0	.000	0	0	0	0	0	0	0	0	0	2.9
at Kansas State	2/24	4	0-0	.000	0-0	.000	0-0	.000	1	0	1	0	0	0	1	1	0	2.8
at Kansas	2/27	7	0-0	.000	0-0	.000	0-0	.000	0	2	2	1	0	0	0	0	0	2.6
TCU	3/2	3	0-0	.000	0-0	.000	0-0	.000	0	0	0	0	0	0	0	2	0	2.5
at Iowa State	3/6	5	0-0	.000	0-0	.000	0-0	.000	0	1	1	0	0	0	0	0	0	2.4
Oklahoma State	3/9	8	0-0	.000	0-0	.000	0-0	.000	0	0	0	0	0	0	0	0	0	2.3
vs. UCF	3/13	2	0-0	.000	0-0	.000	1-2	.500	0	0	0	0	0	0	1	0	1	2.2
vs. Texas Tech	3/14																	
TOTAL		241	22-53	.415	6-23	.261	6-10	.600	11	36	47	29	6	12	28	20	56	2.2

CAREER STATISTICS

YEAR	GP-GS	MPG	FG-FGA	PCT	3FG-A	PCT	FT-FTA	PCT	OFF-DEF-REB	AVG	PF-D	A	AVG	TO	BLK	AVG	STL	AVG	PTS	AVG
2021-22	11-0	2.6	2-9	.222	0-3	.000	0-0	.000	2-5-7	0.6	5-0	2	0.2	2	1	0.1	3	0.3	4	0.4
2022-23	27-0	10.2	16-64	.250	4-34	.118	5-10	.500	10-22-32	1.2	42-1	28	1.0	14	6	0.2	22	0.8	41	1.5
2023-24	25-4	9.6	22-53	.415	6-23	.261	6-10	.600	11-36-47	1.9	28-0	29	1.2	20	6	0.2	12	0.5	56	2.2
TOTAL	63-4	8.7	40-126	.317	10-60	.167	11-20	.550	23-63-86	1.4	75-1	59	0.9	36	13	0.2	37	0.6	101	1.6





JAXSON ROBINSON

SENIOR | 6-7 | GUARD | ADA, OKLAHOMA | ARKANSAS

12th most three 3-point games in program history (21)
 12th most 3-point attempts in program history (384)
 16th most 3-point field goals in program history (133)

2023-24
Big 12 Sixth Man of the Year... HoopsHD.com Big 12 Sixth Man of the Year... 12th most 3-point field goals per game (2.32) in program history... 9th most 3FG attempts... 15th most 3-pointers... 6th best free throw percentage (min. 50 FT made)... made a 3-pointer in team-high 19 consecutive games... scored a career-high 28 points in win over Denver... tied for ninth-most points by a reserve... Knocked down 8 3-pointers, tied for the most by a reserve in program history... one of two Cougars to score 20+ off the bench in consecutive games since 2010-11...

2022-23
Made a 3-pointer in 15 consecutive games, tied for 13th longest streak in a single season in program history... 14th most 3-point attempts... one of three players in program history to go 5-of-5 from 3-point range in first half of a game... scored in double figures 16 times including a pair of 17-point performances... hit 3 or more triples in nine games...

Before BYU

Appeared in 16 games including four starts for Arkansas in 2021-22... averaged 3.4 points per game, shooting 38% from the field and 33% from 3-point range... scored a then career-high 14 points in a win over Elon... appeared in 14 games for Texas A&M as a true freshman... made first collegiate start against Auburn... scored six points in 19 minutes of action against the Tigers... prepped at Ada High School in Ada, Okla... Four-star recruit by 247Sports, ESPN and Rivals... Top 50 recruit before reclassifying to 2020 class... Averaged 15.4 points and 5.6 rebounds during his junior season at AHS... Played AAU ball for Team Griffin...

Personal

Has over 75,000 followers on TikTok... mom, Brandi Robinson-McWilliams, was an All-American at Southeastern Oklahoma State... has a dog named Astro...

SEASON HIGHS

Points:	28	Denver (12/13/23)
Rebounds:	6	Morgan State (11/18/23)
Assists:	4 (3x)	Houston (1/23/24)
Steals:	4	Wyoming (12/30/23)
Blocks:	3	Texas (1/27/24)
Field Goals:	10	Denver (12/13/23)
3-Pointers:	8	Denver (12/13/23)
Free Throws:	12	UCF (2/13/24)
Minutes:	36	Texas (1/27/24)

CAREER HIGHS

Points:	28	Denver (12/13/23)
Rebounds:	8	vs. Loyola Marymount (3/5/23)
Assists:	6	at San Diego (1/7/23)
Steals:	4	Wyoming (12/30/23)
Blocks:	3	Texas (1/27/24)
Field Goals:	10	Denver (12/13/23)
3-Pointers:	8	Denver (12/13/23)
Free Throws:	12	UCF (2/13/24)
Minutes:	36 (3x)	Texas (1/27/24)

PRODUCTION TRACKER

	2023-24	Career
Had a double-double	--	--
Scored 10+ points	23 (17-6)	41 (29-12)
Scored 20+ points	4 (4-0)	4 (4-0)
Led BYU in scoring	11 (9-2)	13 (11-2)
Led BYU in rebounds	--	2 (1-1)
Led BYU in assists	--	5 (4-1)
Led BYU in steals	8 (4-4)	11 (7-4)
Made 3+ 3-pt FGs	12 (11-1)	24 (19-5)
Made 5+ 3-pt FGS	2 (2-0)	4 (3-1)
Had 3+ assists	5 (2-3)	17 (10-7)
Had 5+ assists	--	2 (2-0)
Had 3+ steals	2 (2-0)	4 (4-0)
Had 5+ rebounds	3 (2-1)	10 (6-4)



2023-24 GAME-BY-GAME

OPPONENT	DATE	MIN.	FG-FGA	PCT	3FG-FGA	PCT	FT-FTA	PCT	OFF	DEF	REB	AST	BLK	STL	PF	TO	PTS	AVG	
Houston Christian	11/6	20	5-12	.417	3-7	.429	0-0	.000	1	0	1	1	0	0	1	1	13	13.0	
San Diego State	11/10	17	5-10	.500	2-5	.400	0-0	.000	0	4	1	1	1	1	1	1	12	12.5	
Southeastern Louisiana	11/15	22	6-13	.457	3-8	.375	2-2	1.000	0	4	4	1	0	1	4	0	17	14.0	
Morgan State	11/18	27	7-13	.538	2-7	.286	3-3	1.000	1	5	6	2	1	1	0	0	19	15.3	
vs. Arizona State	11/23	19	3-10	.300	2-6	.333	0-0	.000	0	2	2	0	0	1	0	1	8	13.8	
vs. NC State	11/24	29	7-14	.500	3-7	.429	6-6	1.000	0	4	4	3	1	0	2	2	23	15.3	
vs. Fresno State	12/1	25	9-17	.529	6-8	.750	0-0	.000	0	2	2	2	0	3	2	2	24	16.6	
Evansville	12/5	22	7-13	.538	4-9	.444	1-1	1.000	0	3	3	2	0	1	2	1	19	16.9	
at Utah	12/9	27	7-13	.538	3-8	.375	0-1	.000	0	1	1	0	0	0	2	2	17	16.9	
Denver	12/13	28	10-19	.526	8-16	.500	0-0	.000	1	1	2	4	2	1	4	28	18.0		
Georgia State	12/16	7	1-3	.333	0-2	.000	0-0	.000	0	2	2	0	0	0	0	0	2	16.5	
Bellarmine	12/22																		
Wyoming	12/30	28	5-14	.357	0-4	.000	0-0	.000	1	2	3	2	0	4	1	1	10	16.0	
Cincinnati	1/6	27	2-7	.286	1-5	.200	0-0	.000	0	2	2	1	0	1	2	1	5	15.2	
at Baylor	1/9	32	3-12	.250	1-6	.167	3-3	1.000	0	2	2	2	0	1	1	2	10	14.8	
at UCF	1/13	21	3-7	.429	1-2	.500	0-1	.000	0	0	0	1	0	0	1	2	7	14.3	
Iowa State	1/16	31	4-10	.400	3-8	.375	4-4	1.000	1	1	2	1	0	1	4	3	15	14.3	
at Texas Tech	1/20	32	3-12	.250	2-10	.200	0-0	.000	1	0	1	4	0	0	3	2	8	13.9	
Houston	1/23	31	4-14	.286	2-10	.200	0-0	.000	2	1	3	4	0	2	0	2	10	13.7	
Texas	1/27	36	8-11	.727	1-2	.500	0-1	.000	0	2	2	1	3	0	3	2	17	13.9	
at West Virginia	2/3	34	4-11	.364	4-9	.444	0-0	.000	0	4	4	1	0	1	2	2	12	13.8	
at Oklahoma	2/6	34	2-7	.286	1-4	.250	3-3	1.000	0	5	5	1	1	0	3	1	8	13.5	
Kansas State	2/10	26	5-8	.625	2-4	.500	0-0	.000	0	0	0	2	0	0	1	1	12	13.5	
UCF	2/13	26	3-7	.429	3-5	.600	12-13	.923	1	1	2	0	0	0	1	1	2	21	13.8
at Oklahoma State	2/17	29	4-13	.308	1-8	.125	5-6	.833	1	2	3	3	1	1	3	0	14	13.8	
Baylor	2/20	23	4-13	.308	4-9	.444	4-4	1.000	2	2	4	0	1	0	0	3	1	16	13.9
at Kansas State	2/24	23	7-17	.412	1-9	.111	0-1	.000	0	1	1	0	0	1	4	2	15	13.9	
at Kansas	2/27	31	6-15	.400	4-9	.444	2-2	1.000	0	3	3	0	0	0	3	2	18	14.1	
TCU	3/2	27	3-9	.333	1-5	.200	2-2	1.000	0	1	1	1	2	0	0	1	9	13.9	
at Iowa State	3/6	25	4-8	.500	1-4	.250	2-2	1.000	0	1	1	1	0	1	0	3	11	13.8	
Oklahoma State	3/9	24	7-12	.583	1-5	.200	2-2	1.000	0	5	5	1	0	0	2	2	17	13.9	
vs. UCF	3/13	24	2-8	.250	2-5	.400	2-2	1.000	0	1	1	0	0	0	2	1	8	13.7	
vs. Texas Tech	3/14																		
TOTAL			808	150-352	.426	72-206	.350	53-59	.898	12	64	76	42	13	23	54	47	425	13.7

CAREER STATISTICS

YEAR	GP-GS	MPG	FG-FGA	PCT	3FG-A	PCT	FT-FTA	PCT	OFF-DEF-REB	AVG	PF-D	A	AVG	TO	BLK	AVG	STL	AVG	PTS	AVG
2020-21*	14-4	9.7	11-31	.355	8-28	.268	0-1	.000	4-11-15	1.1	10-0	4	0.3	5	1	0.1	3	0.2	30	2.1
2021-22#	16-4	10.2	19-50	.380	14-43	.326	3-3	1.000	5-15-20	1.3	11-0	7	0.4	6	4	0.3	1	0.1	55	3.4
2022-23	33-30	28.1	102-264	.386	61-178	.343	17-25	.680	12-85-97	2.9	53-1	61	1.8	48	17	0.5	26	0.8	282	8.5
2023-24	31-6	26.1	150-352	.426	72-206	.350	53-59	.898	12-64-76	2.5	54-0	42	1.4	47	13	0.4	23	0.7	425	13.7
TOTAL!	64-36	27.1	252-616	.409	133-384	.346	70-84	.833	24-149-173	2.7	107-1	103	1.6	95	30	0.5	49	0.8	707	11.0
TOTAL +	94-44	21.6	282-697	.405	155-455	.341	73-88	.830	33-175-208	2.2	128-1	114	1.2	106	35	0.4	53	0.6	792	8.4

* Texas A&M #Arkansas +Texas A&M, Arkansas and BYU ! BYU Only





ATI KI ALLY ATI KI

JUNIOR | 6-10 | FORWARD | MWANZA, TANZANIA | LONDON BASKETBALL ACADEMY

15th in blocks per game (.798)

2023-24

Season-high nine rebounds in win over Arizona State... career-high 14 points in win over Wyoming... career-high seven made field goals... scored 12 points in win over Bellarmine going 6-of-6 from the floor, first time a Cougar shot 100.0 percent from the floor since February 3, 2022... 5-2 when he leads BYU in blocks...

2022-23

Ranked 3rd in WCC in blocks per game (1.1)... team-high 35 blocks... scored career-high 12 points in win over San Diego... career-high 11 rebounds in wins over Missouri State and Western Oregon...

2021-22

Appeared in 32 games including three starts as a true freshman... four blocks are 10th most by a freshman in program history... **ranked 10th in WCC in blocks per game**... scored a career-high 10 points on Feb. 3 against San Francisco... also went 5-of-5 from the field against the Dons, third-most shots without a make by a freshman...

Before BYU

Prepped at London Basketball Academy in London, Ontario...

Personal

Pronounced a-TEEK-ee ah-LEE a-TEEK-ee... Son of Ally and Khadija... Speaks swahili... **returned to Tanzania in the summer of 2023, hosting basketball clinics**...

SEASON HIGHS

Points:	14	Wyoming (12/30/23)
Rebounds:	9	vs. Arizona State (11/23/23)
Assists:	3	Southeastern Louisiana (11/15/23)
Steals:	1 (7x)	Iowa State (1/6/24)
Blocks:	3	Bellarmine (12/22/23)
Field Goals:	7	Wyoming (12/30/23)
3-Pointers:	--	--
Free Throws:	2 (2x)	Cincinnati (1/6/24)
Minutes:	25	Evansville (12/5/23)

CAREER HIGHS

Points:	14	Wyoming (12/30/23)
Rebounds:	11 (2x)	Western Oregon (12/15/22)
Assists:	3	Southeastern Louisiana (11/15/23)
Steals:	3	at Pepperdine (2/9/23)
Blocks:	4	San Francisco (2/3/22)
Field Goals:	7	Wyoming (12/30/23)
3-Pointers:	--	--
Free Throws:	5	Pepperdine (1/14/23)
Minutes:	26	at Pepperdine (02/12/22)

PRODUCTION TRACKER

	2023-24	Career
Had a double-double	--	--
Scored 10+ points	3 (3-0)	7 (6-1)
Scored 20+ points	--	--
Led BYU in scoring	--	--
Led BYU in rebounds	4 (4-0)	8 (8-0)
Led BYU in assists	--	--
Led BYU in blocks	7 (5-2)	31 (17-14)
Made 5+ FGs	3 (3-0)	4 (3-1)
Had 3+ assists	--	--
Had 3+ blocks	1 (1-0)	7 (6-1)
Had 5+ blocks	--	--
Had 5+ rebounds	5 (5-0)	20 (17-3)
Had 10+ rebounds	--	2 (2-0)



2023-24 GAME-BY-GAME

OPPONENT	DATE	MIN.	FG-FGA	PCT	3FG-FGA	PCT	FT-FTA	PCT	OFF	DEF	REB	AST	BLK	STL	PF	TO	PTS	AVG
Houston Christian	11/6	8	2-4	.500	0-1	.000	2-2	1.000	3	4	7	0	0	1	2	0	6	6.0
San Diego State	11/10	5	0-0	.000	0-0	.000	0-0	.000	0	0	0	0	0	1	1	0	0	3.0
Southeastern Louisiana	11/15	19	3-5	.600	0-1	.000	1-3	.333	2	6	8	3	2	1	4	1	7	4.3
Morgan State	11/18	13	2-3	.667	0-0	.000	1-2	.500	0	2	2	0	0	0	3	0	5	4.5
vs. Arizona State	11/23	15	1-3	.333	0-0	.000	0-0	.000	5	4	9	0	0	1	3	1	2	4.0
vs. NC State	11/24																	
vs. Fresno State	12/1	10	1-1	1.000	0-0	.000	0-0	.000	1	2	3	1	1	0	4	1	2	3.7
Evansville	12/5	25	5-9	.556	0-0	.000	1-4	.250	1	1	2	0	2	0	2	1	11	4.7
at Utah	12/9	10	1-1	1.000	0-0	.000	0-0	.000	0	0	0	1	0	0	4	0	2	4.4
Denver	12/13	18	2-4	.500	0-0	.000	1-1	1.000	1	3	4	2	0	0	5	1	5	4.4
Georgia State	12/16	17	1-4	.250	0-0	.000	0-0	.000	2	5	7	0	0	0	0	0	2	4.2
Bellarmine	12/22	17	6-6	1.000	0-0	.000	0-0	.000	0	4	4	0	3	0	4	1	12	4.9
Wyoming	12/30	18	7-10	.700	0-0	.000	0-0	.000	3	5	8	0	1	1	0	0	14	5.7
Cincinnati	1/6	11	0-0	.000	0-0	.000	2-2	1.000	1	0	1	0	1	1	3	2	2	5.4
at Baylor	1/9	11	2-2	1.000	0-0	.000	0-0	.000	1	1	2	0	1	0	3	2	4	5.3
at UCF	1/13	7	0-2	.000	0-0	.000	0-0	.000	0	0	0	0	0	0	5	0	0	4.9
Iowa State	1/16	8	0-1	.000	0-0	.000	1-2	.500	1	1	2	0	1	1	4	2	1	4.7
at Texas Tech	1/20																	
Houston	1/23	9	1-1	1.000	0-0	.000	0-1	.000	0	1	1	0	0	0	1	1	2	4.5
Texas	1/27																	
at West Virginia	2/3	8	0-1	.000	0-0	.000	1-4	.250	1	1	2	0	0	0	3	3	1	4.3
at Oklahoma	2/6	8	2-2	1.000	0-0	.000	1-2	.500	1	1	2	0	0	0	4	1	5	4.4
Kansas State	2/10																	
UCF	2/13	5	2-2	1.000	0-0	.000	0-1	.000	0	0	0	0	0	0	1	2	4	4.4
at Oklahoma State	2/17																	
Baylor	2/20																	
at Kansas State	2/24	10	3-5	.600	0-0	.000	0-0	.000	3	0	3	0	0	0	1	0	6	4.4
at Kansas	2/27																	
TCU	3/2	1	0-0	.000	0-0	.000	0-0	.000	0	0	0	0	0	0	0	0	0	4.2
at Iowa State	3/6																	
Oklahoma State	3/9	1	0-0	.000	0-0	.000	0-0	.000	0	0	0	0	0	0	0	1	0	4.0
vs. UCF	3/13																	
vs. Texas Tech	3/14																	
TOTAL		253	41-66	.621	0-2	.000	11-24	.458	26	41	67	7	12	7	57	21	93	4.0

CAREER STATISTICS

YEAR	GP-GS	MPG	FG-FGA	PCT	3FG-A	PCT	FT-FTA	PCT	OFF-DEF-REB	AVG	PF-D	A	AVG	TO	BLK	AVG	STL	AVG	PTS	AVG
2021-22	32-3	10.7	44-76	.579	0-0	.000	9-19	.474	39-55-94	2.9	67-2	9	0.3	21	24	0.8	1	0.1	97	3.0
2022-23	33-1	14.5	45-88	.511	0-2	.000	35-51	.686	48-70-118	3.6	78-2	17	0.5	41	35	1.1	12	0.4	125	3.8
2023-24	23-0	11.0	41-66	.621	0-2	.000	11-24	.458	26-41-67	2.9	57-2	7	0.3	21	12	0.5	7	0.3	93	4.0
TOTAL	88-4	12.2	130-230	.565	0-4	.000	55-94	.585	113-166-279	3.2	202-6	33	0.4	83	71	0.8	20	0.2	315	3.6





TREDYN CHRISTENSEN

SENIOR | 6-7 | FORWARD | EAGLE MOUNTAIN, UTAH | CHAMINADE

2023-24

Will miss season due to knee injury...

2022-23

Played a career-high nine minutes against No. 16 Gonzaga... Played seven minutes in BYU's setback to No. 22 Saint Mary's... Finished with two points and a rebound...

Before BYU

Spent one season at Chaminade (NCAA Division II) appearing 26 games... scored in double figures four times... spent two seasons at Snow College... appeared in 53 games... NJCAA all-academic third team honors... prepped at Westlake High School in Saratoga Springs... first team all-state accolades as a senior...

Personal

Son of Mandy and Martin Christensen... married to Aliyah (Willis) Christensen... son, Kydn Kobe Christensen, born on May 3, 2023... father-in-law, Jamal Willis, played running back for the Cougars and San Francisco 49ers... avid collector of sneakers...

10

SEASON HIGHS

Points:	--	--
Rebounds:	--	--
Assists:	--	--
Steals:	--	--
Blocks:	--	--
Field Goals:	--	--
3-Pointers:	--	--
Free Throws:	--	--
Minutes:	--	--

CAREER HIGHS*

Points:	12 (2x)	Hawaii Pacific (2/11/22)
Rebounds:	10	at Point Loma (1/29/22)
Assists:	6	Dominican (1/15/22)
Steals:	3	at Point Loma (1/29/22)
Blocks:	2	at Point Loma (1/29/22)
Field Goals:	6 (2x)	Hawaii Pacific (2/11/22)
3-Pointers:	1 (4x)	at Point Loma (1/29/22)
Free Throws:	4	vs. Oregon (11/22/21)
Minutes:	33	at Point Loma (1/29/22)

PRODUCTION TRACKER*

	2023-24	Career
Had a double-double	--	--
Scored 10+ points	--	4 (0-4)
Scored 20+ points	--	--
Led BYU in scoring	--	--
Led BYU in rebounds	--	--
Led BYU in assists	--	--
Led BYU in blocks	--	--
Made 3+ 3-pt FGs	--	--
Had 3+ assists	--	11 (3-8)
Had 5+ assists	--	2 (1-1)
Had 3+ steals	--	1 (0-1)
Had 5+ rebounds	--	13 (6-7)
Had 10+ rebounds	--	1 (0-1)

* Division I & II stats only



2023-24 GAME-BY-GAME

OPPONENT	DATE	MIN.	FG-FGA	PCT	3FG-FGA	PCT	FT-FTA	PCT	OFF	DEF	REB	AST	BLK	STL	PF	TO	PTS	AVG
Houston Christian	11/6																	
San Diego State	11/10																	
Southeastern Louisiana	11/15																	
Morgan State	11/18																	
vs. Arizona State	11/23																	
vs. NC State	11/24																	
vs. Fresno State	12/1																	
Evansville	12/5																	
at Utah	12/9																	
Denver	12/13																	
Georgia State	12/16																	
Bellarmine	12/22																	
Wyoming	12/30																	
Cincinnati	1/6																	
at Baylor	1/9																	
at UCF	1/13																	
Iowa State	1/16																	
at Texas Tech	1/20																	
Houston	1/23																	
Texas	1/27																	
at West Virginia	2/3																	
at Oklahoma	2/6																	
Kansas State	2/10																	
UCF	2/13																	
at Oklahoma State	2/17																	
Baylor	2/20																	
at Kansas State	2/24																	
at Kansas	2/27																	
TCU	3/2																	
at Iowa State	3/6																	
Oklahoma State	3/9																	
vs. UCF	3/13																	
vs. Texas Tech	3/14																	
TOTAL		0	0-0	.000	0-0	.000	0-0	.000	0	0	0	0	0	0	0	0	0	0.0

CAREER STATISTICS

YEAR	GP-GS	MPG	FG-FGA	PCT	3FG-A	PCT	FT-FTA	PCT	OFF-DEF-REB	AVG	PF-D	A	AVG	TO	BLK	AVG	STL	AVG	PTS	AVG
2019-20*	31-12	22.3	121-203	.596	1-14	.071	41-81	.506	60-74-134	4.3	58-2	77	2.5	46	10	0.3	28	0.9	284	9.2
2020-21*	22-22	27.7	105-178	.590	8-28	.286	29-68	.426	41-84-125	5.7	41-0	75	3.4	48	9	0.4	38	1.7	247	11.2
2021-22#	26-12	22.5	64-133	.481	4-18	.222	13-25	.520	44-66-110	4.2	42-0	60	2.3	54	9	0.3	22	0.8	145	5.6
2022-23	9-0	4.0	3-6	.500	0-0	.000	5-7	.714	2-8-10	1.1	6-0	2	0.2	3	0	0.0	0	0.0	11	1.2
2023-24	0-0	0.0	0-0	.000	0-0	.000	0-0	.000	0-0-0	0.0	0-0	0	0.0	0	0	0.0	0	0.0	0	0.0
TOTAL!	9-0	4.1	3-6	.500	0-0	.000	5-7	.714	2-8-10	1.1	6-0	2	0.2	3	0	0.0	0	0.0	11	1.2
TOTAL ^	88-46	21.8	293-520	.563	13-60	.217	88-181	.488	147-232-379	4.3	147-2	214	2.4	151	28	0.3	88	1.0	687	7.8

* Snow College #Chaminade ! BYU Only ^ Snow College, Chaminade and BYU





TOWNSEND TRIPPLE

REDSHIRT FRESHMAN | 6-8 | FORWARD | MERIDIAN, IDAHO | ROCKY MOUNTAIN HS

2023-24

Appeared in 14 of 32 games for the Cougars... shooting 90.0 percent from the free throw line... made collegiate debut against Houston Christian... scored a career-high six points in win over Bellarmine... **shooting 100.0 percent (5-of-5) from inside the arc this season...** played a career-high eight minutes at Texas Tech... connected on first career 3-pointer against Red Raiders...

Personal

Nickname is "Tripp"... son of Wendy and Trent Tripple... has two sisters, Tayzlie and Tennessee... dad played football at Air Force... sister, Tayzlie, plays rugby at BYU... grandpa, Tony Tripple, played football at BYU... plays the piano... learning the guitar...

2020-21

Did not see action on the court during his first season in Provo...

Before BYU

Played at Rocky Mountain High School for Dane Roy... averaged 15 points, 5.1 rebounds and 1.3 blocks as a senior... first team all-state... second-team all-state honors as a junior... invited to first-ever NCAA College Basketball Academy...

12

SEASON HIGHS

Points:	6	Bellarmine (12/22/23)
Rebounds:	3 (2x)	Bellarmine (12/22/23)
Assists:	1	vs. Arizona State (11/23/23)
Steals:	1 (3x)	Georgia State (12/16/23)
Blocks:	--	--
Field Goals:	3	Bellarmine (12/22/23)
3-Pointers:	1	at Texas Tech (1/20/24)
Free Throws:	3	Southeastern Louisiana (11/15/23)
Minutes:	8	at Texas Tech (1/20/24)

CAREER HIGHS

Points:	6	Bellarmine (12/22/23)
Rebounds:	3 (2x)	Bellarmine (12/22/23)
Assists:	1	vs. Arizona State (11/23/23)
Steals:	1 (3x)	Georgia State (12/16/23)
Blocks:	--	--
Field Goals:	3	Bellarmine (12/22/23)
3-Pointers:	1	at Texas Tech (1/20/24)
Free Throws:	3	Southeastern Louisiana (11/15/23)
Minutes:	8	at Texas Tech (1/20/24)

PRODUCTION TRACKER

	2023-24	Career
Had a double-double	--	--
Scored 10+ points	--	--
Scored 20+ points	--	--
Led BYU in scoring	--	--
Led BYU in rebounds	--	--
Led BYU in assists	--	--
Led BYU in blocks	--	--
Made 3+ 3-pt FGs	--	--
Had 5+ 3-pt FGs	--	--
Had 3+ assists	--	--
Had 3+ steals	--	--
Had 5+ rebounds	--	--
Had 10+ rebounds	--	--



2023-24 GAME-BY-GAME

OPPONENT	DATE	MIN.	FG-FGA	PCT	3FG-FGA	PCT	FT-FTA	PCT	OFF	DEF	REB	AST	BLK	STL	PF	TO	PTS	AVG
Houston Christian	11/6	5	0-0	.000	0-0	.000	2-2	1.000	1	1	2	0	0	1	0	0	2	2.0
San Diego State	11/10																	
Southeastern Louisiana	11/15	3	0-1	.000	0-1	.000	3-4	.750	0	0	0	0	0	0	1	0	3	2.5
Morgan State	11/18	2	0-0	.000	0-0	.000	0-0	.000	0	0	0	0	0	0	0	0	0	1.7
vs. Arizona State	11/23	4	1-2	.500	0-1	.000	0-0	.000	1	2	3	1	0	1	2	1	2	1.8
vs. NC State	11/24	5	0-1	.000	0-1	.000	2-2	1.000	0	0	0	0	0	0	0	0	2	1.8
vs. Fresno State	12/1	3	1-2	.500	0-1	.000	0-0	.000	0	1	1	0	0	0	0	0	2	1.8
Evansville	12/5	4	0-0	.000	0-0	.000	0-0	.000	0	0	0	0	0	0	0	0	0	1.6
at Utah	12/9	1	0-0	.000	0-0	.000	0-0	.000	1	0	1	0	0	0	0	1	0	1.4
Denver	12/13	3	0-0	.000	0-0	.000	2-2	1.000	0	0	0	0	0	0	0	0	2	1.4
Georgia State	12/16	3	0-1	.000	0-1	.000	0-0	.000	0	0	0	0	0	1	0	0	0	1.3
Bellarmine	12/22	3	3-3	1.000	0-0	.000	0-0	.000	3	0	3	0	0	0	0	0	6	1.7
Wyoming	12/30	3	0-0	.000	0-0	.000	0-0	.000	0	2	2	0	0	0	0	1	0	1.6
Cincinnati	1/6																	
at Baylor	1/9																	
at UCF	1/13																	
Iowa State	1/16	1	0-0	.000	0-0	.000	0-0	.000	0	0	0	0	0	0	0	0	0	1.5
at Texas Tech	1/20	8	1-2	.500	1-2	.500	0-0	.000	2	0	2	0	0	0	0	0	3	1.6
Houston	1/23																	
Texas	1/27																	
at West Virginia	2/3																	
at Oklahoma	2/6																	
Kansas State	2/10																	
UCF	2/13																	
at Oklahoma State	2/17																	
Baylor	2/20																	
at Kansas State	2/24																	
at Kansas	2/27																	
TCU	3/2																	
at Iowa State	3/6																	
Oklahoma State	3/9																	
vs. UCF	3/13																	
vs. Texas Tech	3/14																	
TOTAL		49	6-12	.500	1-7	.143	9-10	.900	8	6	14	1	0	3	3	3	22	1.6

CAREER STATISTICS

YEAR	GP-GS	MPG	FG-FGA	PCT	3FG-A	PCT	FT-FTA	PCT	OFF-DEF-REB	AVG	PF-D	A	AVG	TO	BLK	AVG	STL	AVG	PTS	AVG
2023-24	14-0	3.5	6-12	.500	1-7	.143	9-10	.900	8-6-14	1.0	3-0	1	0.1	3	0	0.0	3	0.2	22	1.6
TOTAL	14-0	3.5	6-12	.500	1-7	.143	9-10	.900	8-6-14	1.0	3-0	1	0.1	3	0	0.0	3	0.2	22	1.6





RICHIE SAUNDERS

SOPHOMORE | 6-5 | GUARD | RIVERTON, UTAH | WASATCH ACADEMY

2023-24

Scored a career-high 20 points twice, last coming at No. 6 Iowa State... Also scored 20 points in win over Georgia State... career-best eight 8-of-14 from the floor against Panthers... made multiple 3-pointers **TEN** times... went a career-best 6-of-6 from the charity stripe against San Diego State, all coming in the final two minutes of regulation... scored in double figures **FOURTEEN** times... BYU is 8-5 when he has five or more rebounds... shooting 78.2 percent at the rim this season (Hoop-Math)...

2022-23

One of four players on the team to appear in all 34 games for the Cougars... averaged 5.5 points per game, shooting 45.3 percent from the field and 33.3 percent from three... scored in doubles six times including career-high 18 points in win over Portland in WCC Tournament... made multiple 3-pointers eight times... career-high nine rebounds in win over Nicholls... career-high five offensive rebounds against the Pilots... averaged 10.7 points, 4.0 rebounds and 1.7 assists per game during WCC Tournament... ranked fourth on the team in offensive rebounds (24)...

Before BYU

Served a mission for the Church of Jesus Christ of Latter-Day Saints in Seattle, Washington... played final two seasons at Wasatch Academy along with current teammate Fousseyni Traore... three-star recruit by 247Sports and Rivals... ranked as No. 25 shooting guard in Class of 2020 by 247Sports Composite... averaged 14.6 points and 5.3 rebounds per game as a senior... Utah 6A First Team All-State as a sophomore at Riverton High School...

Personal

Son of Lisa and Rich Saunders... has four older sisters... married former BYU women's basketball player Sierra Johnson on September 1st... father played basketball at UC Davis... taught himself to be a woodworker/wood turner... learning and speaks four languages (english, malagasy, spanish, french)...

15

SEASON HIGHS

Points:	20 (2x)	at Iowa State (3/6/24)
Rebounds:	7 (3x)	TCU (3/2/24)
Assists:	4 (2x)	Morgan State (11/18/23)
Steals:	3 (2x)	at Kansas State (2/24/24)
Blocks:	1 (6x)	Baylor (2/20/24)
Field Goals:	8	Georgia State (12/16/23)
3-Pointers:	4	at West Virginia (2/3/24)
Free Throws:	6	San Diego State (11/10/23)
Minutes:	33	at Texas Tech (1/20/24)

CAREER HIGHS

Points:	20	Georgia State (12/16/23)
Rebounds:	9	Nicholls (11/19/22)
Assists:	4 (2x)	Morgan State (11/18/23)
Steals:	3 (4x)	at Kansas State (2/24/24)
Blocks:	2	vs. Dayton (11/25/22)
Field Goals:	8	Georgia State (12/16/23)
3-Pointers:	4	at West Virginia (2/3/24)
Free Throws:	6	San Diego State (11/10/23)
Minutes:	28	Saint Mary's (1/28/23)

PRODUCTION TRACKER

	2023-24	Career
Had a double-double	--	--
Scored 10+ points	14 (11-3)	20 (16-4)
Scored 20+ points	2 (1-1)	2 (1-1)
Led BYU in scoring	3 (2-1)	4 (3-1)
Led BYU in rebounds	2 (1-1)	4 (1-3)
Led BYU in assists	--	1 (1-0)
Led BYU in steals	10 (6-4)	14 (8-6)
Made 3+ 3-pt FGs	3 (2-1)	5 (4-1)
Had 5+ 3-pt FGs	--	--
Had 3+ assists	6 (6-0)	10 (10-0)
Had 3+ steals	2 (1-1)	3 (1-2)
Had 5+ rebounds	13 (8-5)	20 (14-6)
Had 10+ rebounds	--	--



2023-24 GAME-BY-GAME

OPPONENT	DATE	MIN.	FG-FGA	PCT	3FG-FGA	PCT	FT-FTA	PCT	OFF	DEF	REB	AST	BLK	STL	PF	TO	PTS	AVG	
Houston Christian	11/6	23	3-9	.333	1-4	.250	2-2	1.000	1	5	6	3	0	1	0	0	9	9.0	
San Diego State	11/10	22	3-4	.750	0-1	.000	6-6	1.000	0	3	3	1	0	1	1	0	12	10.5	
Southeastern Louisiana	11/15	24	4-6	.667	1-2	.500	0-0	.000	2	5	7	4	1	0	1	0	9	10.0	
Morgan State	11/18	17	4-5	.800	2-3	.667	2-2	1.000	0	4	4	4	0	3	2	1	12	10.5	
vs. Arizona State	11/23	22	4-8	.500	0-3	.000	1-2	.500	2	3	5	0	0	0	1	1	9	10.2	
vs. NC State	11/24	14	2-4	.500	2-4	.500	0-0	.000	1	0	1	0	0	0	1	1	6	9.5	
vs. Fresno State	12/1	21	5-10	.500	0-2	.000	2-2	1.000	1	2	3	3	0	2	1	0	12	9.9	
Evansville	12/5	18	3-5	.600	1-3	.333	2-5	.400	2	5	7	1	1	2	3	1	9	9.8	
at Utah	12/9	22	5-9	.556	2-4	.500	1-3	.333	3	3	6	0	1	2	2	1	13	10.1	
Denver	12/13	19	4-7	.571	0-1	.000	0-0	.000	1	1	2	0	0	1	3	2	8	9.9	
Georgia State	12/16	24	8-14	.571	2-5	.400	2-3	.667	4	2	6	0	0	1	3	0	20	10.8	
Bellarmine	12/22	23	6-10	.600	1-4	.250	1-1	1.000	3	3	6	3	0	1	1	1	14	11.1	
Wyoming	12/30	15	4-6	.667	1-3	.333	0-0	.000	1	1	2	3	0	0	4	0	9	10.9	
Cincinnati	1/6	13	1-5	.200	0-2	.000	0-1	.000	2	2	4	0	1	1	2	0	2	10.3	
at Baylor	1/9	18	3-3	1.000	0-0	.000	0-0	.000	1	4	5	1	1	1	3	1	6	10.0	
at UCF	1/13	22	2-6	.333	0-2	.000	4-4	1.000	2	2	4	1	0	0	2	0	8	9.9	
Iowa State	1/16	25	4-9	.444	0-3	.000	4-5	.800	1	1	2	0	0	2	3	0	12	10.0	
at Texas Tech	1/20	33	6-9	.667	2-2	1.000	2-3	.667	2	2	4	1	0	1	1	0	16	10.3	
Houston	1/23	22	3-6	.500	1-4	.250	0-0	.000	2	4	6	1	0	0	2	0	7	10.2	
Texas	1/27	21	4-7	.571	2-4	.500	1-2	.500	1	2	3	0	0	0	1	0	11	10.2	
at West Virginia	2/3	20	6-10	.600	4-6	.667	1-1	1.000	1	3	4	0	0	0	1	0	17	10.5	
at Oklahoma	2/6	19	1-8	.125	0-2	.000	0-0	.000	2	1	3	0	0	0	3	0	2	10.1	
Kansas State	2/10	13	0-2	.000	0-1	.000	0-2	.000	0	1	1	1	0	2	0	0	0	9.7	
UCF	2/13	10	2-3	.667	1-1	1.000	0-0	.000	0	1	1	0	0	0	1	0	5	9.5	
at Oklahoma State	2/17	19	4-8	.500	0-3	.000	0-0	.000	2	3	5	1	0	1	3	0	8	9.4	
Baylor	2/20	22	4-9	.444	0-2	.000	0-0	.000	0	2	2	1	1	1	4	4	8	9.4	
at Kansas State	2/24	21	5-8	.625	1-2	.500	0-0	.000	1	5	6	2	0	3	4	0	11	9.4	
at Kansas	2/27	23	2-7	.286	1-4	.250	0-1	.000	1	3	4	0	0	1	1	1	5	9.3	
TCU	3/2	24	4-5	.800	1-1	1.000	2-2	1.000	3	4	7	2	0	0	4	1	11	9.3	
at Iowa State	3/6	26	7-12	.583	3-6	.500	3-3	1.000	0	3	3	0	0	0	2	0	20	9.7	
Oklahoma State	3/9	22	3-5	.600	2-4	.500	0-1	.000	1	4	5	1	0	0	3	1	8	9.6	
vs. UCF	3/13	21	4-6	.667	3-4	.750	2-4	.500	1	3	4	0	0	0	3	0	13	9.8	
vs. Texas Tech	3/14																		
TOTAL			657	120-225	.533	34-92	.370	38-55	.691	44	87	131	34	6	27	67	12	312	9.8

CAREER STATISTICS

YEAR	GP-GS	MPG	FG-FGA	PCT	3FG-A	PCT	FT-FTA	PCT	OFF-DEF-REB	AVG	PF-D	A	AVG	TO	BLK	AVG	STL	AVG	PTS	AVG
2022-23	34-2	15.9	68-148	.453	26-78	.333	26-38	.684	24-57-81	2.4	65-1	28	0.8	24	9	0.3	20	0.6	186	5.5
2023-24	32-1	20.5	120-225	.533	34-92	.370	38-55	.691	44-87-131	4.1	67-0	34	1.1	12	6	0.2	27	0.8	312	9.8
TOTAL	66-3	18.1	187-373	.501	60-170	.353	64-93	.688	68-144-212	3.2	132-1	62	0.9	36	15	0.2	47	0.7	498	7.5





SPENCER JOHNSON

SENIOR | 6-5 | GUARD | AMERICAN FORK, UTAH | SALT LAKE COMMUNITY COLLEGE

14th most career 3-point attempts (358)
15th most career 3-point field goals (153)
20th in career in 3-point field goal percentage (.375)

2023-24

All-Big 12 Honorable Mention... team-high three double-doubles... career-high 108 assists...team-high 54 offensive rebounds... had a career-high 11 rebounds in setbacks at Utah and No. 6 Iowa State... **BYU is 16-1 when he has three or more assists...** BYU is 17-3 when he has five or more rebounds... scored a career-high 28 points in win over Iowa State.... 10-of-16 from the floor...multiple offensive rebounds 14 times... scored in double figures 19 times...

2022-23

West Coast Conference All-Conference Honorable Mention... led WCC in steals per game and 3-point field goal percentage in conference play... made his first career start as a Cougar in the season opener against Idaho State making game-winning 3-pointer with 11.6 seconds left in game... scored in double figures 15 times including career-high 18 against USC and Gonzaga... team-high 41 steals... shot a team best 46.1 percent from 3-point range...

2021-22

Appeared in 34 games, all off the bench... averaged 5.8 points per game... posted a season-high of 15 points against Utah Valley... scored in double figures nine times... made a season-high three 3-pointers twice...

2020-21

Came off the bench in all 27 games... scored in double figures five times... posted a season high of 16 points in win over Utah...played a season-high 33 minutes in WCC semifinal against Pepperdine...

Before BYU

Averaged 13.2 points and 4.9 rebounds pregame during one season at Salt Lake Community College... served a mission for the Church of Jesus Christ of Latter-Day Saints to Italy...prepped career at American Fork High School...

Personal

Younger brother, Isaac, and sister, Gracie, plays at Utah State... married his wife, Isy, in the Summer of 2021... couple welcomed their first child, Joey, to the family on February 22, 2024...

SEASON HIGHS

Points:	28	Iowa State (1/16/24)
Rebounds:	11 (2x)	at Iowa State (3/6/24)
Assists:	8	Morgan State (11/18/23)
Steals:	4	at Kansas (2/27/24)
Blocks:	1 (2x)	Denver (12/13/23)
Field Goals:	10	Iowa State (1/16/24)
3-Pointers:	4	Iowa State (1/16/24)
Free Throws:	5	at UCF (1/13/24)
Minutes:	36	vs. UCF (3/13/24)

CAREER HIGHS

Points:	28	Iowa State (1/16/24)
Rebounds:	11 (2x)	at Iowa State (3/6/24)
Assists:	8	Morgan State (11/18/23)
Steals:	5	Gonzaga (1/12/23)
Blocks:	2	vs. Creighton (12/11/21)
Field Goals:	10	Iowa State (1/16/24)
3-Pointers:	4 (3x)	Iowa State (1/16/24)
Free Throws:	6	vs. USC (11/23/22)
Minutes:	36 (2x)	vs. UCF (3/13/24)

PRODUCTION TRACKER

	2023-24	Career
Had a double-double	3 (2-1)	3 (2-1)
Scored 10+ points	19 (15-3)	47 (30-17)
Scored 20+ points	3 (3-0)	3 (3-0)
Led BYU in scoring	4 (3-1)	11 (4-7)
Led BYU in rebounds	7 (5-2)	10 (5-5)
Led BYU in assists	9 (9-0)	13 (11-2)
Led BYU in steals	13 (9-4)	41 (24-17)
Made 3+ 3-pt FGs	3 (3-0)	13 (8-5)
Had 5+ 3-pt FGs	--	--
Had 3+ assists	17 (16-1)	29 (25-4)
Had 3+ steals	2 (1-1)	9 (4-5)
Had 5+ rebounds	20 (17-3)	35 (25-10)
Had 10+ rebounds	4 (2-2)	4 (2-2)



2023-24 GAME-BY-GAME

OPPONENT	DATE	MIN.	FG-FGA	PCT	3FG-FGA	PCT	FT-FTA	PCT	OFF	DEF	REB	AST	BLK	STL	PF	TO	PTS	AVG	
Houston Christian	11/6	29	8-16	.500	2-9	.222	2-2	1.000	1	4	5	7	0	0	0	0	20	20.0	
San Diego State	11/10	33	4-11	.364	2-5	.400	0-2	.000	1	6	7	2	0	0	0	2	10	15.0	
Southeastern Louisiana	11/15	24	3-8	.375	1-3	.333	4-4	1.000	1	4	5	6	0	0	1	1	11	13.7	
Morgan State	11/18	21	2-7	.286	1-6	.167	2-2	1.000	1	3	4	8	0	1	2	3	7	12.0	
vs. Arizona State	11/23	26	2-8	.250	2-5	.400	0-0	.000	1	5	6	4	0	1	2	2	6	10.8	
vs. NC State	11/24	26	5-8	.625	1-3	.333	0-1	.000	2	3	5	6	0	0	1	2	11	10.8	
vs. Fresno State	12/1	26	9-12	.750	1-4	.250	3-3	1.000	2	3	5	5	0	2	0	1	22	12.4	
Evansville	12/5	17	2-5	.400	0-2	.000	4-4	1.000	1	2	3	2	1	0	3	0	8	11.9	
at Utah	12/9	25	4-12	.333	1-3	.333	1-2	.500	5	6	11	0	0	2	0	1	10	11.7	
Denver	12/13	28	3-8	.375	1-5	.200	4-4	1.000	2	8	10	6	1	1	2	0	11	11.6	
Georgia State	12/16	24	3-10	.300	1-5	.200	1-1	1.000	0	4	4	7	0	1	1	2	8	11.3	
Bellarmine	12/22	28	4-7	.571	3-5	.600	3-4	.750	1	7	8	7	0	3	1	3	14	11.5	
Wyoming	12/30	21	1-6	.167	1-3	.333	0-0	.000	1	1	2	2	0	1	2	2	3	10.8	
Cincinnati	1/6	23	3-9	.333	0-3	.000	0-0	.000	0	3	3	2	0	2	1	0	6	10.5	
at Baylor	1/9	30	5-13	.385	3-6	.500	2-2	1.000	1	3	4	0	0	0	0	1	15	10.8	
at UCF	1/13	30	3-6	.500	1-1	1.000	5-7	.714	1	4	5	2	0	1	3	0	12	10.9	
Iowa State	1/16	35	10-16	.625	4-9	.444	4-5	.800	5	4	9	5	0	1	1	1	28	11.9	
at Texas Tech	1/20	35	2-9	.222	0-5	.000	0-0	.000	2	4	6	0	0	3	2	2	4	11.4	
Houston	1/23	18	1-3	.333	1-3	.333	0-1	.000	1	1	2	0	0	0	1	3	3	11.0	
Texas	1/27	27	4-7	.571	1-2	.500	2-2	1.000	2	6	8	2	0	1	2	3	11	11.0	
at West Virginia	2/3	32	6-15	.400	3-11	.273	0-0	.000	1	3	4	0	0	2	2	1	15	11.2	
at Oklahoma	2/6	31	3-9	.333	2-6	.333	2-3	.667	2	2	4	4	0	0	2	1	10	11.1	
Kansas State	2/10	32	5-12	.417	1-3	.333	1-3	.333	0	7	7	3	0	1	1	0	12	11.2	
UCF	2/13	28	2-9	.222	0-3	.000	2-2	1.000	3	5	8	4	0	1	1	4	6	11.0	
at Oklahoma State	2/17	21	2-4	.500	1-2	.500	0-0	.000	2	1	3	1	0	1	2	1	5	10.7	
Baylor	2/20	31	2-7	.286	1-3	.333	1-1	1.000	5	4	9	3	0	1	1	1	6	10.5	
at Kansas State	2/24	30	4-8	.500	2-6	.333	2-2	1.000	3	2	5	2	0	0	0	1	12	10.6	
at Kansas	2/27	29	2-7	.286	1-4	.250	2-2	1.000	1	4	5	1	0	4	3	1	7	10.5	
TCU	3/2	32	4-8	.500	0-2	.000	2-3	.667	0	4	4	3	0	0	4	2	10	10.4	
at Iowa State	3/6	24	3-7	.429	0-3	.000	1-2	.500	3	8	11	1	0	1	3	3	7	10.3	
Oklahoma State	3/9	31	4-7	.571	2-3	.667	4-4	1.000	2	8	10	5	0	2	0	3	14	10.5	
vs. UCF	3/13	36	2-7	.286	1-5	.200	4-4	1.000	1	7	8	7	0	1	2	4	9	10.4	
vs. Texas Tech																			
TOTAL			883	117-281	.416	41-138	.297	58-72	.806	54	136	190	108	2	34	48	51	333	10.4

CAREER STATISTICS

YEAR	GP-GS	MPG	FG-FGA	PCT	3FG-A	PCT	FT-FTA	PCT	OFF-DEF-REB	AVG	PF-D	A	AVG	TO	BLK	AVG	STL	AVG	PTS	AVG
2019-20*	33-32	25.1	146-298	.490	46-124	.371	99-139	.712	48-115-163	4.9	58-0	43	1.3	66	12	0.4	45	1.4	437	13.2
2020-21	27-0	17.4	50-109	.459	24-59	.407	15-22	.682	10-52-62	2.3	40-0	25	0.9	27	2	0.1	12	0.4	139	5.1
2021-22	34-0	19.9	71-157	.452	30-77	.390	26-39	.667	26-73-99	2.9	68-1	33	0.9	29	6	0.2	22	0.6	198	5.8
2022-23	25-22	29.0	100-197	.508	41-89	.461	37-49	.755	8-83-91	3.6	62-0	44	1.8	38	3	0.1	41	1.6	278	11.1
2023-24	32-32	27.6	117-281	.416	41-138	.297	58-72	.806	54-136-190	5.9	48-0	108	3.4	51	2	0.1	34	1.1	333	10.4
TOTAL#	118-54	23.4	338-744	.454	136-363	.375	136-182	.747	98-344-442	3.7	218-1	210	1.8	145	13	0.1	109	0.9	948	8.0
TOTAL ^	151-86	23.7	484-1042	.464	182-487	.374	235-321	.732	146-459-605	4.0	276-1	253	1.7	211	25	0.2	154	1.0	1385	9.2

* Salt Lake Community College #BYU Only ^ BYU and Salt Lake Community College





TREVIN KNELL

REDSHIRT JUNIOR | 6-5 | GUARD | NORTH SALT LAKE, UTAH | WOODS CROSS HS

9th most career three 3-point performances (24)
 9th most career 3-point field goals in program history (164)
 11th most career 3-point attempts in program history (419)
 12th in career winning percentage (.723)
 16th highest 3-point field goal percentage in program history (.388)

2023-24
 16th most 3-point field goals per game (2.16)... 18th most 3-point field goals (67)...
 19th most 3-point field goal attempts (168)... scored a career-high 27 points in Big 12
 opener against Cincinnati... connected on nine 3-pointers, tied for the 2nd most in a game
 in program history... tied for the most triples at the Marriott Center... **BYU is 11-2 when
 hitting three or more 3-pointers...**

2022-23
 Redshirted due to shoulder injury... NABC Honor Court...

2021-22
 Appeared in all 35 games including 18 starts... averaged 6.4 points per game... scored
 in double figures 10 times including a season-high 15 against Liberty, LMU and Northern
 Iowa... tied a career-high with five 3-pointers against UNI... WCC All-Academic Team

2020-21
 Played in all 27 games including six starts... ranked second on the team in 3-pointers
 made and 3-point percentage... scored in double figures six times... shot 50.0 percent from
 3-point percentage in WCC play... WCC All-Academic Team...

2019-20
 Appeared in 19 games... season-high nine points in win over Montana Tech... hit a pair of
 3-pointers in the first half against Virginia Tech in Maui...

Before BYU
 Served a mission for the Church of Jesus Christ of Latter-Day Saints in Uruguay... prepped
 at Woods Cross High School... named First Team All-State by Deseret News and Salt Lake
 Tribune as a senior... no. 2 recruit in Utah in the Class of 2017...

Personal
 Son of Vicki and Richard Knell... has three older sisters and one younger brother...
 married his wife, Tatum, in August 2021...

SEASON HIGHS

Points:	27	Cincinnati (1/6/24)
Rebounds:	7	Evansville (12/5/23)
Assists:	5	Evansville (12/5/23)
Steals:	3	at Oklahoma (2/6/24)
Blocks:	1 (4x)	at West Virginia (2/3/24)
Field Goals:	9	Cincinnati (1/6/24)
3-Pointers:	9	Cincinnati (1/6/24)
Free Throws:	10	UCF (2/13/24)
Minutes:	34	at UCF (1/13/24)

CAREER HIGHS

Points:	27	Cincinnati (1/6/24)
Rebounds:	7	Evansville (12/5/23)
Assists:	5	Evansville (12/5/23)
Steals:	3	at Oklahoma (2/6/24)
Blocks:	1 (7x)	at West Virginia (2/3/24)
Field Goals:	9	Cincinnati (1/6/24)
3-Pointers:	9	Cincinnati (1/6/24)
Free Throws:	10	UCF (2/13/24)
Minutes:	34	at UCF (1/13/24)

PRODUCTION TRACKER

	2023-24	Career
Had a double-double	--	--
Scored 10+ points	18 (14-4)	34 (28-6)
Scored 20+ points	2 (1-1)	3 (1-2)
Led BYU in scoring	4 (2-2)	6 (3-3)
Led BYU in rebounds	2 (1-1)	2 (1-1)
Led BYU in assists	--	1 (0-1)
Led BYU in blocks	--	--
Made 3+ 3-pt FGs	13 (11-2)	24 (20-4)
Had 5+ 3-pt FGs	2 (1-1)	4 (2-2)
Had 3+ assists	6 (6-0)	10 (10-0)
Had 3+ steals	1 (0-1)	1 (0-1)
Had 5+ rebounds	9 (8-1)	13 (12-1)
Had 10+ rebounds	--	--



2023-24 GAME-BY-GAME

OPPONENT	DATE	MIN.	FG-FGA	PCT	3FG-FGA	PCT	FT-FTA	PCT	OFF	DEF	REB	AST	BLK	STL	PF	TO	PTS	AVG	
Houston Christian	11/6	22	6-12	.500	5-9	.556	2-3	.667	1	4	5	1	0	1	3	1	19	19.0	
San Diego State	11/10	30	2-7	.286	1-4	.250	2-3	.667	0	4	4	1	0	2	2	0	7	13.0	
Southeastern Louisiana	11/15	27	7-12	.583	4-8	.500	0-1	.000	1	2	3	3	0	2	1	1	18	14.7	
Morgan State	11/18	29	3-6	.500	1-4	.250	1-1	1.000	0	5	5	4	1	0	2	4	8	13.0	
vs. Arizona State	11/23	22	3-6	.500	3-5	.600	0-0	.000	0	2	2	3	0	0	2	2	9	12.2	
vs. NC State	11/24	24	4-9	.444	3-7	.429	2-2	1.000	1	4	5	1	0	1	3	1	13	12.3	
vs. Fresno State	12/1	25	4-8	.500	2-6	.333	0-0	.000	0	6	6	1	0	1	2	1	10	12.0	
Evansville	12/5	28	5-9	.556	3-5	.600	0-0	.000	1	6	7	5	0	0	2	0	13	12.1	
at Utah	12/9	27	3-8	.375	0-4	.000	4-6	.667	0	3	3	2	0	1	3	2	10	11.9	
Denver	12/13	17	0-5	.000	0-5	.000	1-2	.500	0	2	2	0	1	0	0	1	10	10.8	
Georgia State	12/16	26	5-9	.556	3-5	.600	2-2	1.000	1	2	3	1	0	1	3	0	15	11.2	
Bellarmine	12/22	15	5-7	.714	3-5	.600	1-1	1.000	1	1	2	1	0	0	2	0	14	11.4	
Wyoming	12/30	22	7-10	.700	3-5	.600	0-0	.000	2	3	5	2	0	1	4	1	17	11.8	
Cincinnati	1/6	29	9-16	.563	9-14	.643	0-2	.000	3	1	4	1	0	1	1	2	27	12.9	
at Baylor	1/9	31	5-8	.625	3-5	.600	2-3	.667	0	4	4	1	0	0	4	1	15	13.1	
at UCF	1/13	34	5-12	.417	4-9	.444	0-0	.000	0	6	6	1	1	0	2	0	14	13.1	
Iowa State	1/16																		
at Texas Tech	1/20	17	2-4	.500	2-4	.500	0-0	.000	0	2	2	0	0	0	3	0	6	12.7	
Houston	1/23	29	2-8	.250	1-7	.143	3-3	1.000	0	6	6	2	0	1	5	0	8	12.4	
Texas	1/27	13	0-0	.000	0-0	.000	2-2	1.000	0	1	1	0	0	0	2	2	2	11.9	
at West Virginia	2/3	23	3-7	.429	1-5	.200	2-3	.667	0	5	5	3	1	0	0	0	9	11.8	
at Oklahoma	2/6	23	0-2	.000	0-2	.000	0-0	.000	0	2	2	0	0	3	1	0	0	11.2	
Kansas State	2/10	24	3-8	.375	1-4	.250	3-3	1.000	0	1	1	1	0	1	3	2	10	11.1	
UCF	2/13	27	3-7	.429	1-5	.200	10-13	.769	0	4	4	0	0	0	4	1	17	11.4	
at Oklahoma State	2/17	27	6-14	.429	2-8	.250	2-2	1.000	1	1	2	2	0	0	3	0	16	11.6	
Baylor	2/20	30	5-11	.455	3-7	.429	0-0	.000	0	2	2	1	0	0	2	1	13	11.6	
at Kansas State	2/24	22	1-4	.250	0-1	.000	0-0	.000	1	1	2	0	0	1	2	0	2	11.3	
at Kansas	2/27	22	207	.286	1-5	.200	2-3	.667	0	2	2	0	0	1	4	0	7	11.1	
TCU	3/2	21	7-13	.538	4-10	.400	2-2	1.000	1	1	2	1	0	0	2	1	20	11.4	
at Iowa State	3/6	28	1-5	.200	1-4	.250	3-4	.750	0	3	3	1	0	1	3	0	6	11.2	
Oklahoma State	3/9	24	2-7	.286	1-4	.250	2-2	1.000	1	1	2	3	0	2	2	0	7	11.1	
vs. UCF	3/13	23	3-5	.600	2-2	1.000	4-5	.800	0	5	5	0	0	0	2	0	12	11.1	
vs. Texas Tech	3/14																		
TOTAL			763	113-246	.459	67-168	.399	52-68	.765	15	92	107	41	4	21	76	20	345	11.1

CAREER STATISTICS

YEAR	GP-GS	MPG	FG-FGA	PCT	3FG-A	PCT	FT-FTA	PCT	OFF-DEF-REB	AVG	PF-D	A	AVG	TO	BLK	AVG	STL	AVG	PTS	AVG
2019-20	19-0	5.7	11-33	.333	7-26	.269	0-0	.000	0-12-12	0.6	11-0	3	0.2	1	1	0.1	2	0.1	29	1.5
2020-21	27-6	16.5	56-120	.467	43-95	.453	11-19	.579	4-51-55	2.0	46-0	25	0.9	15	1	0.1	9	0.3	166	6.1
2021-22	35-18	19.5	80-197	.406	47-130	.362	16-23	.696	7-55-62	1.8	55-0	34	0.9	25	1	0.1	9	0.2	223	6.4
2023-24	31-26	24.6	113-246	.459	67-168	.399	52-68	.765	15-92-107	3.5	76-1	41	1.3	20	4	0.1	21	0.7	345	11.1
TOTAL	112-50	17.8	260-596	.436	164-419	.391	79-110	.718	26-210-236	2.1	188-1	103	0.9	61	7	0.1	41	0.4	763	6.8





MARCUS ADAMS JR.

FRESHMAN | 6-8 | FORWARD | TORRANCE, CALIFORNIA | NATHANIEL HARBONNE HS

2023-24

Made collegiate debut in win over Bellarmine... scored two points in eight minutes of action... went 1-of-6 from the floor... had two rebounds and one assist...

BEFORE BYU

Originally signed with Kansas and Gonzaga before transferring to BYU... reclassified to Class of 2023... four-star recruit... 49th player in class according to 247Sports.com... averaged 28.8 points, 6.8 rebounds and 5.0 assists per game in final season at Nathaniel Narbonne High School... John R. Wooden High School Player of the Year for the L.A. City Section Open Division... scored over 40 points three times including a 50-point, 21-rebound performance...

PERSONAL

Son of Delfina and Marcus Adams... has one sibling... father played at UNLV... appearing in six games during the 1977-78 season...

23

SEASON HIGHS

Points:	2	Bellarmine (12/22/23)
Rebounds:	2	Bellarmine (12/22/23)
Assists:	1	Bellarmine (12/22/23)
Steals:	--	--
Blocks:	--	--
Field Goals:	1	Bellarmine (12/22/23)
3-Pointers:	--	--
Free Throws:	--	--
Minutes:	8	Bellarmine (12/22/23)

CAREER HIGHS

Points:	2	Bellarmine (12/22/23)
Rebounds:	2	Bellarmine (12/22/23)
Assists:	1	Bellarmine (12/22/23)
Steals:	--	--
Blocks:	--	--
Field Goals:	1	Bellarmine (12/22/23)
3-Pointers:	--	--
Free Throws:	--	--
Minutes:	8	Bellarmine (12/22/23)

PRODUCTION TRACKER

	2023-24	Career
Had a double-double	--	--
Scored 10+ points	--	--
Scored 20+ points	--	--
Led BYU in scoring	--	--
Led BYU in rebounds	--	--
Led BYU in assists	--	--
Led BYU in blocks	--	--
Made 3+ 3-pt FGs	--	--
Had 5+ 3-pt FGs	--	--
Had 3+ assists	--	--
Had 3+ steals	--	--
Had 5+ rebounds	--	--
Had 10+ rebounds	--	--



2023-24 GAME-BY-GAME

OPPONENT	DATE	MIN.	FG-FGA	PCT	3FG-FGA	PCT	FT-FTA	PCT	OFF	DEF	REB	AST	BLK	STL	PF	TO	PTS	AVG	
Houston Christian	11/6																		
San Diego State	11/10																		
Southeastern Louisiana	11/15																		
Morgan State	11/18																		
vs. Arizona State	11/23																		
vs. NC State	11/24																		
vs. Fresno State	12/1																		
Evansville	12/5																		
at Utah	12/9																		
Denver	12/13																		
Georgia State	12/16																		
Bellarmine	12/22	8	1-6	.167	0-3	.000	0-0	.000	0	2	2	1	0	0	2	0	2	2.0	
Wyoming	12/30																		
Cincinnati	1/6																		
at Baylor	1/9																		
at UCF	1/13																		
Iowa State	1/16																		
at Texas Tech	1/20																		
Houston	1/23																		
Texas	1/27																		
at West Virginia	2/3																		
at Oklahoma	2/6																		
Kansas State	2/10																		
UCF	2/13																		
at Oklahoma State	2/17																		
Baylor	2/20																		
at Kansas State	2/24																		
at Kansas	2/27																		
TCU	3/2																		
at Iowa State	3/6																		
Oklahoma State	3/9																		
vs. UCF	3/13																		
vs. Texas Tech	3/14																		
TOTAL		8	1-6	.167	0-3	.000	0-0	.000	0	2	2	1	0	0	2	0	2	2.0	

CAREER STATISTICS

YEAR	GP-GS	MPG	FG-FGA	PCT	3FG-A	PCT	FT-FTA	PCT	OFF-DEF-REB	AVG	PF-D	A	AVG	TO	BLK	AVG	STL	AVG	PTS	AVG
2023-24	1-0	7.8	1-6	1.67	0-3	.000	0-0	.000	0-2-2	2.0	2-0	1	1.0	0	0	0.0	0	0.0	2	2.0
TOTAL	1-0	7.8	1-6	.167	0-3	.000	0-0	.000	0-2-2	2.0	2-0	1	1.0	0	0	0.0	0	0.0	2	2.0





TANNER HAYHURST

REDSHIRT FRESHMAN | 6-6 | GUARD | EAGLE, IDAHO | EAGLE HS

2023-24

Made collegiate debut in season opener against Houston Christian... played career-high four minutes in win over Southeastern Louisiana... scored first points in win over Bellarmine... all four rebounds have come on offensive glass...

2022-23

Redshirted first season in Provo... played two minutes in exhibition win over Ottawa (Ariz.)...

Before BYU

Served a mission for the Church of Jesus Christ of Latter-Day Saints in Baton Rouge, Louisiana... prepped at Eagle High School in Eagle, Idaho... all-state honors as a senior... led Idaho 5A classification in scoring as a junior... four-year letterwinner... played AAU with Hayward Tar Heels and Oakland Soldiers...

Personal

Father played basketball at Weber State... was also the dentist for the Idaho Stampede of the NBA G-League for over 10 years... brother, Austin, played at Salt Lake Community College... sister, Kate, is committed to play volleyball at Kansas... Eagle Scout...

2023-24 GAME-BY-GAME

OPPONENT	DATE	MIN.	FG-FGA	PCT	3FG-FGA	PCT	FT-FTA	PCT	OFF	DEF	REB	AST	BLK	STL	PF	TO	PTS	AVG
Houston Christian	11/6	3	0-2	.000	0-1	.000	0-0	.000	1	0	1	0	0	0	2	2	0	0.0
San Diego State	11/10																	
Southeastern Louisiana	11/15	4	0-0	.000	0-0	.000	0-0	.000	0	0	0	0	0	0	1	0	0	0.0
Morgan State	11/18	3	0-0	.000	0-0	.000	0-0	.000	0	0	0	0	0	0	0	0	0	0.0
vs. Arizona State	11/23	2	0-1	.000	0-0	.000	0-0	.000	0	0	0	0	0	0	0	0	0	0.0
vs. NC State	11/24																	
vs. Fresno State	12/1	2	0-0	.000	0-0	.000	0-0	.000	0	0	0	0	0	0	0	0	0	0.0
Evansville	12/5	4	0-2	.000	0-0	.000	0-0	.000	2	0	2	1	0	0	0	1	0	0.0
at Utah	12/9																	
Denver	12/13	2	0-0	.000	0-0	.000	0-0	.000	0	0	0	0	0	0	0	0	0	0.0
Georgia State	12/16	3	0-0	.000	0-0	.000	0-0	.000	0	0	0	0	0	0	0	0	0	0.0
Bellarmine	12/22	3	1-1	1.000	0-0	.000	0-0	.000	1	0	1	1	0	0	0	0	2	0.2
Wyoming	12/30	1	0-0	.000	0-0	.000	0-0	.000	0	0	0	0	0	0	0	0	0	0.2
Cincinnati	1/6																	
at Baylor	1/9																	
at UCF	1/13																	
Iowa State	1/16	1	0-0	.000	0-0	.000	0-0	.000	0	0	0	0	0	0	0	0	0	0.2
at Texas Tech	1/20																	
Houston	1/23																	
Texas	1/27																	
at West Virginia	2/3																	
at Oklahoma	2/6																	
Kansas State	2/10																	
UCF	2/13																	
at Oklahoma State	2/17																	
Baylor	2/20																	
at Kansas State	2/24																	
at Kansas	2/27																	
TCU	3/2																	
at Iowa State	3/6																	
Oklahoma State	3/9																	
vs. UCF	3/13																	
vs. Texas Tech	3/14																	
TOTAL		27	1-6	.167	0-1	.000	0-0	.000	4	0	4	2	0	0	3	3	2	0.2

SEASON HIGHS

Points:	2	Bellarmine (12/22/23)
Rebounds:	2	Evansville (12/5/23)
Assists:	1 (2x)	Bellarmine (12/22/23)
Steals:	--	--
Blocks:	--	--
Field Goals:	1	Bellarmine (12/22/23)
3-Pointers:	--	--
Free Throws:	--	--
Minutes:	4 (2x)	Evansville (12/5/23)

CAREER HIGHS

Points:	2	Bellarmine (12/22/23)
Rebounds:	2	Evansville (12/5/23)
Assists:	1 (2x)	Bellarmine (12/22/23)
Steals:	--	--
Blocks:	--	--
Field Goals:	1	Bellarmine (12/22/23)
3-Pointers:	--	--
Free Throws:	--	--
Minutes:	4 (2x)	Evansville (12/5/23)

PRODUCTION TRACKER

	2023-24	Career
Had a double-double	--	--
Scored 10+ points	--	--
Scored 20+ points	--	--
Led BYU in scoring	--	--
Led BYU in rebounds	--	--
Led BYU in assists	--	--
Led BYU in blocks	--	--
Made 3+ 3-pt FGs	--	--
Had 5+ 3-pt FGs	--	--
Had 3+ assists	--	--
Had 3+ steals	--	--
Had 5+ rebounds	--	--
Had 10+ rebounds	--	--



CAREER STATISTICS

YEAR	GP-GS	MPG	FG-FGA	PCT	3FG-A	PCT	FT-FTA	PCT	OFF-DEF-REB	AVG	PF-D	A	AVG	TO	BLK	AVG	STL	AVG	PTS	AVG
2023-24	11-0	2.5	1-6	.167	0-1	.000	0-0	.000	4-0-4	0.4	3-0	2	0.2	3	0	0.0	0	0.0	2	0.2
TOTAL	11-0	2.5	1-6	.167	0-1	.000	0-0	.000	4-0-4	0.4	3-0	2	0.2	3	0	0.0	0	0.0	2	0.2





DAWSON BAKER

JUNIOR | 6-4 | GUARD | COTO DE CAZA, CALIFORNIA | UC IRVINE

2023-24

Ranks 483rd in points among active Division I men's basketball players with 1,037... made his season debut in win over Georgia State... scored season-high 10 points in win over Bellarmine... went 2-of-4 from 3-point range... dished out a season-high three assists... **will miss the rest of the season due to foot injury...**

Before BYU

Played three seasons at UC Irvine... two-time all-Big West performer... 2020-21 Big West Freshman of the Year... scored over 1,000 points in 79 appearances for the Anteaters... scored in double figures 55 times including career-high 33 points against UC San Diego... recorded only career double-double against Hawaii on Jan. 19, 2023... served a two-year mission for the Church of Jesus Christ of Latter-Day Saints in Micronesia, Guam... graduated from Capistrano Valley High School in 2018... CIF 2AA Player of the Year...

Personal

Son of David and Carise Baker... has six siblings... brothers, Dusty and Davis, played collegiately at Weber State and Southern Utah... speaks chuukese... above average at ping pong...

2023-24 GAME-BY-GAME

OPPONENT	DATE	MIN.	FG-FGA	PCT	3FG-FGA	PCT	FT-FTA	PCT	OFF	DEF	REB	AST	BLK	STL	PF	TO	PTS	AVG
Houston Christian	11/6																	
San Diego State	11/10																	
Southeastern Louisiana	11/15																	
Morgan State	11/18																	
vs. Arizona State	11/23																	
vs. NC State	11/24																	
vs. Fresno State	12/1																	
Evansville	12/5																	
at Utah	12/9																	
Denver	12/13																	
Georgia State	12/16	9	3-5	.600	0-0	.000	0-0	.000	1	0	1	1	0	1	2	0	6	6.0
Bellarmine	12/22	18	4-7	.571	2-4	.500	0-0	.000	0	1	1	3	0	1	1	1	10	8.0
Wyoming	12/30	11	2-4	.500	0-0	.000	0-0	.000	0	1	1	2	0	1	0	1	4	6.7
Cincinnati	1/6	3	0-0	.000	0-0	.000	0-0	.000	0	0	0	0	0	0	0	1	0	5.0
at Baylor	1/9																	
at UCF	1/13																	
Iowa State	1/16																	
at Texas Tech	1/20																	
Houston	1/23																	
Texas	1/27																	
at West Virginia	2/3																	
at Oklahoma	2/6																	
Kansas State	2/10																	
UCF	2/13																	
at Oklahoma State	2/17																	
Baylor	2/20																	
at Kansas State	2/24																	
at Kansas	2/27																	
TCU	3/2																	
at Iowa State	3/6																	
Oklahoma State	3/9																	
vs. UCF	3/13																	
vs. Texas Tech	3/14																	
TOTAL		40	9-16	.563	2-4	.500	0-0	.000	1	2	3	6	0	3	3	3	20	5.0

SEASON HIGHS

Points:	10	Bellarmine (12/22/23)
Rebounds:	1 (3x)	Wyoming (12/30/23)
Assists:	3	Bellarmine (12/22/23)
Steals:	1 (3x)	Wyoming (12/30/23)
Blocks:	--	--
Field Goals:	4	Bellarmine (12/22/23)
3-Pointers:	2	Bellarmine (12/22/23)
Free Throws:	--	--
Minutes:	18	Bellarmine (12/22/23)

CAREER HIGHS

Points:	33	UC San Diego (02/23/23)
Rebounds:	10	Hawaii (01/19/23)
Assists:	6	vs. Pepperdine (11/25/20)
Steals:	4 (2x)	at Long Beach State (02/04/23)
Blocks:	1 (8x)	UC Riverside (02/11/23)
Field Goals:	10	UC San Diego (02/23/23)
3-Pointers:	4 (2x)	Pepperdine (11/20/21)
Free Throws:	10 (2x)	UC San Diego (02/23/23)
Minutes:	36	at Long Beach State (02/04/23)

PRODUCTION TRACKER

	2023-24	Career
Had a double-double	--	1 (1-0)
Scored 10+ points	1 (1-0)	56 (35-21)
Scored 20+ points	--	8 (5-3)
Led BYU in scoring	--	--
Led BYU in rebounds	--	--
Led BYU in assists	--	--
Led BYU in blocks	--	--
Made 3+ 3-pt FGs	--	10 (6-4)
Had 5+ 3-pt FGs	--	--
Had 3+ assists	1 (1-0)	12 (9-3)
Had 5+ assists	--	1 (0-1)
Had 3+ steals	--	5 (2-3)
Had 10+ rebounds	--	1 (1-0)



CAREER STATISTICS

YEAR	GP-GS	MPG	FG-FGA	PCT	3FG-A	PCT	FT-FTA	PCT	OFF-DEF-REB	AVG	PF-D	A	AVG	TO	BLK	AVG	STL	AVG	PTS	AVG
2020-21*	25-17	23.6	101-206	.490	21-53	.396	44-56	.786	16-42-58	2.3	30-0	33	1.3	32	3	0.1	24	0.9	267	10.7
2021-22*	19-19	26.7	77-184	.418	19-56	.339	40-51	.784	8-36-44	2.3	30-0	22	1.2	36	3	0.2	13	0.7	213	11.2
2022-23*	35-35	27.2	188-403	.467	48-130	.369	113-142	.796	18-93-111	3.2	60-1	43	1.2	57	2	0.1	28	0.8	537	15.3
2023-24	4-0	10.1	9-16	.563	2-4	.500	0-0	.000	1-2-3	0.8	3-0	6	1.5	3	0	0.0	3	0.8	20	5.0
TOTAL!	83-71	25.2	375-809	.464	90-243	.370	197-249	.791	43-173-216	2.6	123-1	104	1.3	128	8	0.1	68	0.8	1037	12.5

* UC Irvine ! UC Irvine and BYU





DALLIN HALL

SOPHOMORE | 6-4 | GUARD | PLAIN CITY, UTAH | FREMONT HS

4th in career assist-to-turnover ratio (2.36:1)
8th in career assists per game (4.04)

2023-24
All-Big 12 Honorable Mention... 51st most assists per game among active NCAA DI players... FIFTH highest assist-to-turnover ratio... 11th most assists per game... 11th most assists... scored a team-high 18 points in BYU's win over No. 17 San Diego State... career-high 12 assists in win over West Virginia... one of 15 players in the nation with at least 12 assists and one turnover in a game this season... made a career-high four 3-pointers four times... multiple assists in every game this season... career-high four offensive rebounds in win over No. 11 Baylor...

2022-23
WCC All-Freshman Team... 3rd in assist-to-ratio among freshman in program history... 6th most assists in program history by a freshman... first freshman to lead Cougars in assists since Matt Carlino in 2011-12... 18th most assists in the nation among freshman... scored a career-high 23 points against No. 22 Saint Mary's... career-high nine assists and zero turnovers in win over Lindenwood... recorded first career game-winner against Missouri State...

Before BYU

Served a two-year mission for the Church of Jesus Christ of Latter Day Saints in Fresno, Calif... prepped at Fremont High School... three-star recruit by 247Sports... rated as No. 67 Point Guard in Class of 2020 by 247Sports Composite... averaged 22.9 points, 7.8 rebounds and 6.8 assists per game as a senior... all-area MVP and first-team all-state as a junior...

Personal

Son of Ken and Nicole Hall... mom was a high jumper at Weber State... dad played basketball at Salt Lake Community College... brother, Hayden plays football at Weber State... fan of Lord of the Rings and Star Wars... went viral last season for impression of Korg from Thor Ragnarok...

SEASON HIGHS

Points:	18 (2x)	at Kansas (2/27/24)
Rebounds:	7	at Texas Tech (1/20/24)
Assists:	12	at West Virginia (2/3/24)
Steals:	2 (5x)	at Kansas State (2/24/24)
Blocks:	1	UCF (2/13/24)
Field Goals:	6	San Diego State (11/10/23)
3-Pointers:	4 (4x)	at Oklahoma (2/6/24)
Free Throws:	5	at Kansas (2/27/24)
Minutes:	36	at Oklahoma State (2/17/24)

CAREER HIGHS

Points:	23	Saint Mary's (1/28/23)
Rebounds:	7	at Texas Tech (1/20/24)
Assists:	12	at West Virginia (2/3/24)
Steals:	3	at Santa Clara (1/19/23)
Blocks:	1 (3x)	UCF (2/13/24)
Field Goals:	9	Saint Mary's (1/28/23)
3-Pointers:	4 (4x)	at Oklahoma (2/6/24)
Free Throws:	5 (2x)	Pepperdine (1/14/23)
Minutes:	36	at Oklahoma State (2/17/24)

PRODUCTION TRACKER

	2023-24	Career
Had a double-double	--	--
Scored 10+ points	15 (9-6)	23 (12-11)
Scored 20+ points	--	1 (0-1)
Led BYU in scoring	1 (1-0)	2 (1-1)
Led BYU in rebounds	1 (1-0)	1 (1-0)
Led BYU in assists	13 (8-5)	29 (17-12)
Led BYU in steals	10 (7-3)	13 (9-4)
Made 3+ 3-pt FGs	7 (5-2)	9 (7-2)
Had 5+ 3-pt FGs	--	--
Had 3+ assists	28 (20-8)	50 (34-16)
Had 5+ assists	16 (12-4)	22 (17-5)
Had 3+ steals	--	1 (0-1)
Had 5+ rebounds	8 (6-2)	10 (7-3)



2023-24 GAME-BY-GAME

OPPONENT	DATE	MIN.	FG-FGA	PCT	3FG-FGA	PCT	FT-FTA	PCT	OFF	DEF	REB	AST	BLK	STL	PF	TO	PTS	AVG	
Houston Christian	11/6	14	3-4	.750	0-1	.000	0-0	.000	0	2	2	4	0	0	3	2	6	6.0	
San Diego State	11/10	25	6-13	.462	4-8	.500	2-3	.667	0	2	2	2	0	1	2	4	18	12.0	
Southeastern Louisiana	11/15	18	3-5	.600	1-2	.50	0-0	.000	1	2	3	6	0	1	1	0	7	10.3	
Morgan State	11/18	24	3-7	.429	2-5	.400	0-0	.000	0	3	3	5	0	1	0	1	8	9.8	
vs. Arizona State	11/23	27	1-5	.200	0-2	.000	4-5	.800	3	1	4	4	0	1	1	2	6	9.0	
vs. NC State	11/24	26	5-6	.833	2-2	1.000	1-2	.500	0	3	3	2	0	0	2	2	13	9.7	
vs. Fresno State	12/1	26	2-6	.333	1-3	.333	1-4	.250	1	0	1	3	0	2	2	0	6	9.1	
Evansville	12/5	25	4-6	.667	2-3	.667	0-1	.000	0	6	6	7	0	1	0	1	10	9.3	
at Utah	12/9	28	4-12	.333	1-3	.333	2-3	.667	1	1	2	2	0	1	4	1	11	9.4	
Denver	12/13	29	4-8	.500	1-5	.200	0-0	.000	1	2	3	4	0	0	0	4	9	9.4	
Georgia State	12/16	26	4-8	.500	4-8	.500	0-2	.000	2	2	4	6	0	2	0	0	12	9.6	
Bellarmine	12/22	24	2-5	.400	1-4	.250	0-0	.000	0	1	1	5	0	1	1	2	5	9.3	
Wyoming	12/30	26	3-5	.600	1-2	.500	0-0	.000	0	0	0	6	0	1	4	0	7	9.1	
Cincinnati	1/6	33	3-13	.231	2-12	.167	2-3	.667	1	3	4	3	0	1	4	2	10	9.1	
at Baylor	1/9	27	5-9	.556	1-3	.333	2-2	1.000	0	4	4	4	0	1	5	4	13	9.4	
at UCF	1/13	31	1-3	.333	0-1	.000	1-2	.500	1	4	5	6	0	1	3	3	3	9.0	
Iowa State	1/16	35	4-4	1.000	3-3	1.000	0-0	.000	1	4	5	8	0	2	1	3	11	9.1	
at Texas Tech	1/20	34	4-9	.444	4-8	.500	0-0	.000	2	5	7	6	0	0	5	3	12	9.3	
Houston	1/23	32	3-10	.300	0-4	.000	0-0	.000	1	3	4	5	0	0	4	1	6	9.1	
Texas	1/27	31	2-2	1.000	0-0	.000	4-4	1.000	1	2	3	4	0	1	3	1	8	9.1	
at West Virginia	2/3	35	3-6	.500	1-4	.250	1-2	.500	0	5	5	12	0	0	1	1	8	9.0	
at Oklahoma	2/6	34	5-14	.357	4-7	.571	3-4	.750	0	3	3	5	0	2	4	0	17	9.4	
Kansas State	2/10	31	0-5	.000	0-3	.000	1-2	.500	1	3	4	3	0	1	1	1	1	9.0	
UCF	2/13	28	4-6	.667	1-3	.333	1-1	1.000	1	4	5	5	1	1	3	1	10	9.0	
at Oklahoma State	2/17	36	4-10	.400	3-8	.375	1-2	.500	3	3	6	4	0	1	3	5	12	9.2	
Baylor	2/20	31	3-9	.333	1-5	.200	0-1	.000	4	1	5	7	0	0	2	1	7	9.1	
at Kansas State	2/24	32	1-10	.100	0-5	.000	1-3	.333	1	2	3	8	0	2	2	3	3	8.9	
at Kansas	2/27	26	5-8	.625	3-6	.500	5-6	.833	2	2	4	3	0	1	5	0	18	9.2	
TCU	3/2	35	4-7	.571	3-5	.600	1-3	.333	1	5	6	7	0	1	2	1	12	9.3	
at Iowa State	3/6	34	2-9	.222	1-5	.200	2-4	.500	2	2	4	3	0	1	3	3	7	9.2	
Oklahoma State	3/9	30	2-5	.400	1-2	.500	0-0	.000	0	2	2	6	0	0	4	1	5	9.1	
vs. UCF	3/13	27	4-10	.400	3-7	.429	2-2	1.000	0	3	3	4	0	0	3	2	13	9.2	
vs. Texas Tech	3/14																		
TOTAL			925	103-239	.431	51-139	.367	37-61	.607	31	85	116	159	1	28	78	57	294	9.2

CAREER STATISTICS

YEAR	GP-GS	MPG	FG-FGA	PCT	3FG-A	PCT	FT-FTA	PCT	OFF-DEF-REB	AVG	PF-D	A	AVG	TO	BLK	AVG	STL	AVG	PTS	AVG
2022-23	34-21	20.6	84-204	.412	36-98	.367	44-70	.629	15-50-65	1.9	75-2	108	3.2	56	2	0.1	24	0.7	248	7.3
2023-24	32-28	28.9	103-239	.431	51-139	.367	37-61	.607	31-85-116	3.6	78-3	159	5.0	57	1	0.1	28	0.9	294	9.2
TOTAL	66-49	24.6	187-443	.422	87-237	.367	81-131	.518	46-135-181	2.7	153-5	267	4.0	113	3	0.1	52	0.8	542	8.2





FOUSSEYNI TRAORE

JUNIOR | 6-6 | FORWARD | BAMAKO, MALI | WASATCH ACADEMY

1st in career field goal percentage (.609)
1st in career conference field goal percentage (.617)
10th in career blocks per game (.933)

2023-24
All-Big 12 Honorable Mention... tied a career-high with five assists in win over No. 7 Kansas... season-high 11 rebounds at No. 6 Iowa State... 9-3 when he scores in double figures... scored a season-high 24 points in win over West Virginia... also had nine rebounds, six of those coming on the offensive glass... made career-high 10 field goals...

2022-23
WCC All-Academic... CSC Academic All-District... WCC All-Second Team... first underclassmen to lead Cougars in scoring and rebounding in same season since Eric Mika in 2016-17... averaged 12.9 points and 7.8 rebounds per game, shooting 60.7 percent and 75.8 percent from the free throw line... one of two players in program history to shoot over 60.0 percent from the field in a single season (min. 100 FG made)... ranked 22nd in the nation in field goal percentage... 15 point, 11 rebound double-double in season opener against Idaho State... seven offensive rebounds tied for most offensive boards in a season opener in program history...

2021-22
WCC All-Freshman Team... 4-time WCC Freshman of the Week... Hawaiian Airlines Diamond Head Classic All-Tournament Team... appeared in 33 games including 21 starts... broke BYU freshman record in total rebounds and offensive rebounds... second-most double-doubles by a freshman in program history... recorded a 25-point, 19 rebound performance on Senior Night against Pepperdine...

Before BYU
 Prepped at Wasatch Academy... represented Mali at 2021 FIBA U19 Basketball World Cup... had a 7-point, 10 rebound performance against the United States... Was part of Mali team that won the 2017 FIBA U16 African Championship...

Personal
 Son of Lamine and Kadiatou... speaks french and Bambara... Master fisherman... Loves watching movies, especially the Mission Impossible franchise... **Founder of Fouss Foundation...** currently in process of raising money for indoor basketball court in Bamako, Mali...

SEASON HIGHS	Points:	24	at West Virginia (2/3/24)
	Rebounds:	11	at Iowa State (3/6/24)
	Assists:	5 (2x)	at Kansas (2/27/24)
	Steals:	2	Southeastern Louisiana (11/15/23)
	Blocks:	3 (2x)	vs. UCF (3/13/24)
	Field Goals:	10	at West Virginia (2/3/24)
	3-Pointers:	2	Southeastern Louisiana (11/15/23)
	Free Throws:	6	vs. UCF (3/13/24)
	Minutes:	31	at West Virginia (2/3/24)

CAREER HIGHS	Points:	25	Pepperdine (2/26/22)
	Rebounds:	19	Pepperdine (2/26/22)
	Assists:	5 (3x)	at Kansas (2/27/24)
	Steals:	3 (2x)	Gonzaga (1/12/23)
	Blocks:	4	at Loyola Marymount (2/10/22)
	Field Goals:	10	at West Virginia (2/3/24)
	3-Pointers:	2	Southeastern Louisiana (11/15/23)
	Free Throws:	8 (2x)	Portland (12/31/22)
	Minutes:	37	at Loyola Marymount (2/10/22)

PRODUCTION TRACKER	2023-24	Career
Had a double-double	1 (1-0)	19 (14-5)
Scored 10+ points	12 (9-3)	52 (35-17)
Scored 20+ points	3 (2-1)	6 (4-2)
Led BYU in scoring	8 (6-2)	26 (17-9)
Led BYU in rebounds	10 (8-2)	48 (32-16)
Led BYU in assists	2 (2-0)	5 (2-3)
Led BYU in blocks	5 (5-0)	33 (21-12)
Led BYU in steals	6 (5-1)	13 (8-5)
Had 3+ blocks	2 (1-1)	9 (7-2)
Had 3+ assists	4 (4-0)	13 (12-1)
Had 3+ steals	--	2 (1-1)
Had 10+ rebounds	2 (1-1)	23 (16-7)
Had 15+ rebounds	--	4 (3-1)



2023-24 GAME-BY-GAME

OPPONENT	DATE	MIN.	FG-FGA	PCT	3FG-FGA	PCT	FT-FTA	PCT	OFF	DEF	REB	AST	BLK	STL	PF	TO	PTS	AVG	
Houston Christian	11/6	16	3-6	.500	0-1	.000	0-0	.000	2	7	9	2	1	1	2	2	6	6.0	
San Diego State	11/10	30	5-9	.556	0-0	.000	2-2	1.000	4	4	8	4	1	0	1	2	12	9.0	
Southeastern Louisiana	11/15	17	6-7	.857	2-2	1.000	4-4	1.000	1	2	3	1	0	2	4	1	18	12.0	
Morgan State	11/18	27	8-11	.727	0-0	.000	1-1	1.000	1	3	4	0	1	1	0	2	17	13.3	
vs. Arizona State	11/23	25	2-5	.400	0-0	.000	2-2	1.000	4	5	9	5	0	1	2	3	6	11.8	
vs. NC State	11/24	6	1-1	1.000	0-0	.000	0-0	.000	0	0	0	0	0	0	1	1	0	2	10.2
vs. Fresno State	12/1																		
Evansville	12/5																		
at Utah	12/9																		
Denver	12/13																		
Georgia State	12/16																		
Bellarmine	12/22																		
Wyoming	12/30																		
Cincinnati	1/6	8	0-1	.000	0-0	.000	1-2	.500	1	1	2	1	0	1	2	2	1	8.9	
at Baylor	1/9	10	2-2	1.000	0-0	.000	2-4	.500	0	1	1	1	0	0	2	1	6	8.5	
at UCF	1/13	7	1-1	1.000	0-0	.000	0-0	.000	0	1	1	0	1	0	2	3	2	7.8	
Iowa State	1/16																		
at Texas Tech	1/20	12	4-8	.500	0-0	.000	0-0	.000	3	5	8	1	0	0	1	4	8	7.8	
Houston	1/23	10	2-4	.500	0-0	.000	3-4	.750	0	0	0	0	0	1	2	1	7	7.7	
Texas	1/27	17	6-7	.857	0-0	.000	4-4	1.000	1	5	6	1	2	0	2	3	16	8.4	
at West Virginia	2/3	31	10-15	.667	0-0	.000	4-4	1.000	6	3	9	3	2	1	3	1	24	9.6	
at Oklahoma	2/6	29	9-17	.529	0-0	.000	3-4	.750	2	3	5	1	0	0	1	1	21	10.4	
Kansas State	2/10	20	5-8	.625	0-0	.000	4-9	.444	3	5	8	0	2	1	1	1	14	10.7	
UCF	2/13	11	0-2	.000	0-0	.000	2-2	1.000	1	1	2	0	0	0	1	3	2	10.1	
at Oklahoma State	2/17	21	7-10	.700	0-0	.000	3-3	1.000	3	1	4	1	0	1	2	0	17	10.5	
Baylor	2/20	12	2-3	.667	0-0	.000	1-3	.333	1	4	5	1	0	0	1	1	5	10.2	
at Kansas State	2/24	12	4-6	.667	0-0	.000	2-2	1.000	4	1	5	2	0	0	2	0	10	10.2	
at Kansas	2/27	23	2-3	.667	0-0	.000	2-2	1.000	1	6	7	5	0	0	2	3	6	10.0	
TCU	3/2	23	8-11	.727	0-0	.000	5-8	.625	1	6	7	0	1	1	0	1	21	10.5	
at Iowa State	3/6	18	3-6	.500	0-0	.000	0-1	.000	6	5	11	1	3	0	4	4	6	10.3	
Oklahoma State	3/9	23	8-11	.727	0-0	.000	3-6	.500	1	4	5	1	2	1	2	1	19	10.7	
vs. UCF	3/13	20	4-5	.800	0-0	.000	6-8	.750	4	6	10	1	3	1	2	2	14	10.8	
vs. Texas Tech	3/14																		
TOTAL		430	102-159	.642	2-3	.667	54-75	.720	50	79	129	32	19	14	42	42	260	10.8	

CAREER STATISTICS

YEAR	GP-GS	MPG	FG-FGA	PCT	3FG-A	PCT	FT-FTA	PCT	OFF-DEF-REB	AVG	PF-D	A	AVG	TO	BLK	AVG	STL	AVG	PTS	AVG
2021-22	33-21	23.6	126-214	.589	1-8	.125	64-86	.744	93-187-280	8.5	61-0	30	0.9	49	42	1.3	17	0.5	317	9.6
2022-23	33-33	24.8	165-272	.607	1-1	1.000	94-124	.758	92-167-259	7.8	63-1	48	1.5	73	23	0.7	24	0.7	425	12.9
2023-24	24-8	17.9	102-159	.642	2-3	.667	54-75	.72	50-79-129	5.4	42-0	32	1.3	42	19	0.8	14	0.6	260	10.8
TOTAL	90-62	22.5	393-645	.609	4-12	.333	212-285	.744	235-433-668	7.4	166-1	110	1.2	164	84	0.9	55	0.6	1002	11.1





ALY KHALIFA

JUNIOR | 6-11 | CENTER | ALEXANDRIA, EGYPT | CHARLOTTE

2023-24

Ranks FIRST in the BIG 12 and FIFTH in the nation in assist-to-turnover ratio... 113 assists to only 30 turnovers this season... HIGHEST assist-to-turnover ratio in a single season in program history... one of 19 players in NCAA DI men's basketball to have 14 points, seven rebounds, seven assists and zero turnovers in a game... season-high 21 points at No. 25 Texas Tech... played a season-high 28 minutes in back-to-back games... connected on season-high three 3-pointer in wins over Bellarmine and UCF... pulled down a season-high nine rebounds against No. 24 Iowa State... season-high eights assists in wins over Wyoming and Texas... BYU is 4-0 this season when he knocks down three or more 3-pointers...

Before BYU

Spent three seasons at Charlotte... all-CUSA honorable mention as a sophomore in 2022-23... CUSA Player of the Week (Feb. 2)... averaged 11.7 points per game... led team with 6.3 rebounds per game... CUSA Freshman of the Year in 2021-22... CUSA All-Freshman Team... 6-time CUSA Freshman of the Week... started in 30 of CLT's 31 games... CUSA leading 2.1 assist/turnover ratio... Redshirted the 2020-21 season... Prepped at NBA Global Academy at Basketball Australia Centre of Excellence in Canberra, Australia... played alongside current NBA players Josh Giddey, Benedict Mathurin and Dyson Daniels... played for the U17 Egyptian national team...

Personal

Full name is Aly Abdelrahman Khalifa... son of Samya Moawad and Abdelrahman Aly... has one sister, Nesma Khalifa... his sister played for Cincinnati, appearing in 34 games including two starts... began collegiate career at Tallahassee Community College... speaks two languages... has lived in three different countries...

SEASON HIGHS

Points:	21	at Texas Tech (1/20/24)
Rebounds:	9	vs. NC State (11/24/23)
Assists:	8	Wyoming (12/30/23)
Steals:	2	Cincinnati (1/6/24)
Blocks:	2 (3x)	at Iowa State (3/6/24)
Field Goals:	9	at Texas Tech (1/20/24)
3-Pointers:	4	Baylor (2/20/24)
Free Throws:	4	UCF (2/13/24)
Minutes:	28 (3x)	Baylor (2/20/24)

CAREER HIGHS

Points:	27	at UTSA (03/02/23)
Rebounds:	16	at Davidson (11/29/22)
Assists:	10	Marshall (02/05/22)
Steals:	2 (8x)	Cincinnati (1/6/24)
Blocks:	4	vs. Drexel (11/23/21)
Field Goals:	10	at Western Kentucky (01/21/23)
3-Pointers:	6	Western Kentucky (02/16/23)
Free Throws:	7	Monmouth (11/09/21)
Minutes:	37 (2x)	vs. UAB (03/04/23)

PRODUCTION TRACKER

	2023-24	Career
Had a double-double	--	4 (3-1)
Scored 10+ points	3 (2-1)	33 (21-12)
Scored 20+ points	1 (0-1)	6 (3-3)
Led BYU in scoring	2 (1-1)	2 (1-1)
Led BYU in rebounds	1 (1-0)	1 (1-0)
Led BYU in assists	8 (4-4)	8 (4-4)
Led BYU in blocks	5 (4-1)	5 (4-1)
Made 3+ 3-pt FGs	4 (4-0)	11 (8-3)
Had 5+ 3-pt FGs	--	1 (1-0)
Had 3+ blocks	--	2 (1-1)
Had 5+ assists	12 (7-5)	24 (16-8)
Had 10+ assists	--	1 (1-0)
Had 10+ rebounds	--	4 (3-1)



2023-24 GAME-BY-GAME

OPPONENT	DATE	MIN.	FG-FGA	PCT	3FG-FGA	PCT	FT-FTA	PCT	OFF	DEF	REB	AST	BLK	STL	PF	TO	PTS	AVG	
Houston Christian	11/6	16	1-3	.333	1-2	.500	0-0	.000	4	3	7	4	0	0	0	3	3	3.0	
San Diego State	11/10	5	0-0	.000	0-0	.000	0-0	.000	0	0	0	0	0	0	2	0	0	1.5	
Southeastern Louisiana	11/15																		
Morgan State	11/18																		
vs. Arizona State	11/23																		
vs. NC State	11/24	27	2-5	.400	0-3	.000	1-4	.250	2	7	9	5	0	1	3	2	5	2.7	
vs. Fresno State	12/1	24	1-4	.250	0-1	.000	0-0	.000	1	1	2	5	1	0	1	0	2	2.5	
Evansville	12/5	14	3-5	.600	1-2	.500	0-0	.000	2	1	3	3	1	0	2	0	7	3.4	
at Utah	12/9	26	1-5	.200	0-1	.000	2-3	.667	4	1	5	6	0	0	2	0	4	3.5	
Denver	12/13	16	2-3	.667	0-0	.000	0-0	.000	0	3	3	0	0	0	0	0	4	3.6	
Georgia State	12/16	23	1-5	.200	1-4	.250	0-0	.000	0	4	4	4	1	1	2	0	3	3.5	
Bellarmine	12/22	16	3-5	.600	3-5	.600	0-0	.000	1	3	4	4	0	0	1	0	9	4.1	
Wyoming	12/30	16	3-5	.600	2-3	.667	1-2	.500	3	2	5	8	0	0	2	1	9	4.6	
Cincinnati	1/6	18	0-1	.000	0-1	.000	0-0	.000	0	4	4	6	1	2	1	3	0	4.2	
at Baylor	1/9	19	1-3	.333	1-3	.333	0-0	.000	0	0	0	6	0	0	3	2	3	4.1	
at UCF	1/13	26	6-12	.500	3-8	.375	2-3	.667	0	4	4	1	2	0	1	4	17	5.1	
Iowa State	1/16	28	1-4	.250	0-3	.000	0-0	.000	0	9	9	4	1	0	2	1	2	4.9	
at Texas Tech	1/20	28	9-17	.529	2-8	.250	1-2	.500	1	6	7	3	0	0	1	1	21	5.9	
Houston	1/23	21	3-4	.750	2-3	.667	0-0	.000	3	2	5	3	0	0	0	5	8	6.1	
Texas	1/27	21	1-5	.200	0-3	.000	0-0	.000	1	3	4	8	2	1	1	2	2	5.8	
at West Virginia	2/3																		
at Oklahoma	2/6																		
Kansas State	2/10	20	3-7	.429	2-2	1.000	0-1	.000	1	1	2	6	0	0	2	2	8	5.9	
UCF	2/13	22	2-5	.400	0-1	.000	4-4	1.000	0	1	1	1	0	0	3	4	8	6.1	
at Oklahoma State	2/17	17	2-7	.286	0-2	.000	0-0	.000	1	2	3	1	1	0	3	1	4	6.0	
Baylor	2/20	28	5-7	.714	4-6	.667	0-0	.000	3	4	7	7	1	1	4	0	14	6.3	
at Kansas State	2/24	17	1-4	.250	0-3	.000	1-2	.500	1	0	1	5	2	0	1	0	3	6.2	
at Kansas	2/27	17	1-5	.200	1-3	.333	3-4	.750	0	2	2	1	0	1	2	0	6	6.2	
TCU	3/2	17	0-3	.000	0-3	.000	0-0	.000	0	3	3	5	1	0	2	0	0	5.9	
at Iowa State	3/6	22	1-6	.167	1-6	.167	0-0	.000	0	5	5	6	2	0	3	1	3	5.8	
Oklahoma State	3/9	16	3-7	.429	3-6	.500	0-0	.000	1	3	4	3	1	1	0	1	9	5.9	
vs. UCF	3/13	17	2-6	.333	2-4	.500	2-2	1.000	0	0	0	5	0	0	1	0	8	6.0	
vs. Texas Tech	3/14																		
TOTAL			539	58-143	.406	29-86	.337	17-27	.630	29	74	103	113	17	8	46	30	162	6.0

CAREER STATISTICS

YEAR	GP-GS	MPG	FG-FGA	PCT	3FG-A	PCT	FT-FTA	PCT	OFF-DEF-REB	AVG	PF-D	A	AVG	TO	BLK	AVG	STL	AVG	PTS	AVG
2021-22*	31-30	24.2	90-191	.471	20-57	.351	37-51	.725	45-84-129	4.2	92-4	107	3.5	55	24	0.8	17	0.5	237	7.6
2022-23*	34-34	28.6	159-311	.511	48-126	.381	32-43	.744	58-156-214	6.3	69-0	93	2.7	55	22	0.6	22	0.6	398	11.7
2023-24	27-24	20.0	58-143	.406	29-86	.337	17-27	.630	29-74-103	3.8	46-0	113	4.2	30	17	0.6	8	0.3	162	6.0
TOTAL!	92-99	24.6	307-645	.476	97-269	.361	86-121	.711	132-314-446	4.8	207-4	313	3.4	140	63	0.7	47	0.5	797	8.7

* Charlotte ! Charlotte and BYU





JARED MCGREGOR

SOPHOMORE | 6-3 | GUARD | SARATOGA SPRINGS, UTAH | WESTLAKE HS

2023-24

Played in a career-high 10 games... connected on first 3-pointer of the season in win over Southeastern Louisiana... also made 3-pointer in win over Evansville...

2022-23

Made collegiate debut against Westminster.... Scored a career-high 6 points in win over Western Oregon... Went 2-of-2 from 3-point range...

Before BYU

Served a mission for the Church of Jesus Christ of Latter-Day Saints in Spokane, Wash... Prepped at Westlake High School... Averaged 12.2 points per game as a senior... Made 76 3-pointers, most in Utah 6A... Played AAU basketball for Utah Mountain Stars...

Personal

Son of Kathy and the late Mark McGregor... Father, Mark, was an All-American swimmer at BYU... Served a mission for the Church of Jesus Christ of Latter-Day Saints in Spokane, Wash... Has traveled to China (2x), Australia and Mali for basketball...

51

SEASON HIGHS

Points:	3 (2x)	Evansville (12/5/23)
Rebounds:	2	Southeastern Louisiana (11/15/23)
Assists:	1	Morgan State (11/18/23)
Steals:	--	--
Blocks:	--	--
Field Goals:	1 (2x)	Evansville (12/5/23)
3-Pointers:	1 (2x)	Evansville (12/5/23)
Free Throws:	--	--
Minutes:	3 (2x)	Bellarmine (12/22/23)

CAREER HIGHS

Points:	6	Western Oregon (12/15/22)
Rebounds:	2	Southeastern Louisiana (11/15/23)
Assists:	1	Morgan State (11/18/23)
Steals:	--	--
Blocks:	--	--
Field Goals:	2	Western Oregon (12/15/22)
3-Pointers:	2	Western Oregon (12/15/22)
Free Throws:	--	--
Minutes:	3 (2x)	Bellarmine (12/22/23)

PRODUCTION TRACKER

	2023-24	Career
Had a double-double	--	--
Scored 10+ points	--	--
Scored 20+ points	--	--
Led BYU in scoring	--	--
Led BYU in rebounds	--	--
Led BYU in assists	--	--
Led BYU in steals	--	--
Made 3+ 3-pt FGs	--	--
Had 5+ 3-pt FGs	--	--
Had 3+ assists	--	--
Had 3+ steals	--	--
Had 5+ rebounds	--	--
Had 10+ rebounds	--	--



2023-24 GAME-BY-GAME

OPPONENT	DATE	MIN.	FG-FGA	PCT	3FG-FGA	PCT	FT-FTA	PCT	OFF	DEF	REB	AST	BLK	STL	PF	TO	PTS	AVG
Houston Christian	11/6	1	0-0	.000	0-0	.000	0-0	.000	0	0	0	0	0	0	0	0	0	0.0
San Diego State	11/10																	
Southeastern Louisiana	11/15	2	1-1	1.000	1-1	1.000	0-0	.000	1	1	2	0	0	0	0	0	3	1.5
Morgan State	11/18	2	0-0	.000	0-0	.000	0-0	.000	0	0	0	1	0	0	0	0	0	1.0
vs. Arizona State	11/23	1	0-0	.000	0-0	.000	0-0	.000	0	0	0	0	0	0	0	0	0	0.8
vs. NC State	11/24																	
vs. Fresno State	12/1	2	0-0	.000	0-0	.000	0-0	.000	0	0	0	0	0	0	0	0	0	0.6
Evansville	12/5	2	1-1	1.000	1-1	1.000	0-0	.000	0	0	0	0	0	0	0	0	3	1.0
at Utah	12/9																	
Denver	12/13	2	0-1	.000	0-0	.000	0-0	.000	0	0	0	0	0	0	0	0	0	0.9
Georgia State	12/16	3	0-1	.000	0-1	.000	0-0	.000	0	1	1	0	0	0	0	1	0	0.8
Bellarmine	12/22	3	0-2	.000	0-2	.000	0-0	.000	0	0	0	0	0	0	0	0	0	0.7
Wyoming	12/30	1	0-0	.000	0-0	.000	0-0	.000	0	0	0	0	0	0	0	1	0	0.6
Cincinnati	1/6																	
at Baylor	1/9																	
at UCF	1/13																	
Iowa State	1/16	1	0-1	.000	0-1	.000	0-0	.000	0	0	0	0	0	0	1	0	0	0.5
at Texas Tech	1/20																	
Houston	1/23																	
Texas	1/27																	
at West Virginia	2/3																	
at Oklahoma	2/6																	
Kansas State	2/10																	
UCF	2/13																	
at Oklahoma State	2/17																	
Baylor	2/20																	
at Kansas State	2/24																	
at Kansas	2/27																	
TCU	3/2																	
at Iowa State	3/6																	
Oklahoma State	3/9																	
vs. UCF	3/13																	
vs. Texas Tech	3/14																	
TOTAL		19	2-7	.286	2-6	.333	0-0	.000	1	2	3	1	0	0	2	2	6	0.5

CAREER STATISTICS

YEAR	GP-GS	MPG	FG-FGA	PCT	3FG-A	PCT	FT-FTA	PCT	OFF-DEF-REB	AVG	PF-D	A	AVG	TO	BLK	AVG	STL	AVG	PTS	AVG
2022-23	6-0	1.3	2-4	.500	2-3	.667	0-0	.000	0-0-0	0.0	2-0	0	0.0	0	0	0.0	0	0.0	6	1.0
2023-24	11-0	1.8	2-7	.286	2-6	.333	0-0	.000	1-2-3	0.3	2-0	1	0.1	2	0	0.0	0	0.0	6	0.5
TOTAL	17-0	1.6	4-11	.364	4-9	.444	0-0	.000	1-2-3	0.2	4-0	1	0.1	2	0	0.0	0	0.0	12	0.7



THE LAST TIME...

5 players scored in double figures

3/2/24 vs. TCU, Traore 21, Knell 20, Hall 12, Saunders 11, Johnson 10

6 players scored in double figures

12/22/23 vs. Bellarmine, Saunders 14, Knell 14, Johnson 14, Waterman 13, Atiki 12

No players scored in double figures

2/21/05 at Air Force, 39-70 L

One player recorded a double-double

3/13/24 vs. UCF
Fousseyni Traore, 14 points, 10 rebounds

Two players recorded a double-double

12/13/23 vs. Denver
Noah Waterman 20 points, 14 rebounds
Spencer Johnson 11 points, 11 rebounds

One player recorded a triple-double

3/16/16 vs. UAB
Kyle Collinsworth, 19 points, 10 rebounds, 12 assists

Two double-digit rebounders

3/6/24 at Iowa State
Fousseyni Traore 11, Spencer Johnson 11

Four players had 9 or more rebounds

12/30/06 vs. Seton Hall, Cummmard 12, Plaisted 9, Young 9, Ainge 9

Two players fouled out

12/3/22 vs. South Dakota
Trey Stewart, Gideon George

Three or more players fouled out

12/1/18 at Weber State
Yoeli Childs, TJ Haws, Connor Harding

A BYU player received a technical foul

3/9/24 vs. Oklahoma State, Fousseyni Traore

An opponent player received a technical foul

2/27/24 at Kansas, Hunter Dickinson

A BYU coach received a technical foul

2/27/24 at Kansas, Mark Pope

An opponent coach received a technical foul

11/24/23 vs. NC State, Kevin Keatts

A BYU player ejected from a game

11/23/23 vs. Arizona State, Atiki Ally Atiki, Noah Waterman

An opponent player ejected from a game

1/6/24 vs. Iowa State, Hason Ward

A coach ejected from the game

11/24/23 vs. NC State
NC State coach Kevin Keatts (2 technical fouls)

AT LEAST two players scored 20+ points

12/13/23 vs. Santa Clara, Haws 28, Childs 22, Toolson 20
3/2/24 vs. TCU, Traore - 21, Knell - 20

Three players scored 20+ points

2/20/20 vs. Santa Clara, Haws 28, Childs 22, Toolson 20

Four players scored 20+ points

1/13/79 vs. New Mexico, D. Ainge 27, Runia 25, Durrant 20, Taylor 20

Two players scored 25+ points

1/23/20 at Pacific, Toolson 28, Childs 26

A player scored 30+ points

2/12/22 at Pepperdine, Alex Barcello 33

A player scored 40+ points

12/23/15 vs. New Mexico, Chase Fischer 41

A player attempted 20 or more field goals

12/11/21 vs. Creighton, Alex Barcello 20

A player had 5 or more steals

1/12/23 vs. Gonzaga, Spencer Johnson 5

A player had 5 or more blocks

2/27/21 vs. Saint Mary's, Matt Haarms 6

A player had double-digit assists

2/3/24 at West Virginia, Dallin Hall 12

A player made double-digit free throws

2/13/24 vs. UCF, Jaxson Robinson 12, Trevin Knell 10

A player shot 100% from the free throw line (min. 8 att.)

12/3/22 vs. South Dakota, Rudi Williams (8-8)

A player shot 100% from the floor (min. 5 att.)

12/22/23 Bellarmine, Atiki Ally Atiki (6-6)

A player shot 100% from threes (min. 3 att.)

12/20/22 vs. Lindenwood, Jaxson Robinson (4-4)
Rudi Williams (3-3)

Did not make a 3-point field goal

3/8/14 vs. Loyola Marymount, (0-12) W

Opponent did not make a 3-point field goal

11/13/19 vs. Southern Utah (0-12) W

BYU had five or fewer turnovers

12/16/23 vs. Georgia State, 4 W

BYU committed 25-plus turnovers

12/15/07 vs. Pepperdine, 29 W

BYU committed 11 or less team fouls in a game

1/28/23 vs. Saint Mary's, 10 L

BYU scored 90 points

12/30/23 vs. Wyoming, 94-68 W

BYU scored 100 points

12/22/23 vs. Bellarmine, 101-56 W

BYU scored 110 points

11/6/23 vs. Houston Christian, 110 W

BYU scored less than 50 points in a game

1/15/08 at UNLV, 41-70 L

Held opponent to less than 50 points in a game

11/23/23 vs. Arizona State, 77-49 W

BYU scored less than 40 points in a game

2/21/05 at Air Force, 39-70 L

Held opponents to less than 40 points in a game

12/22/21 vs. South Florida 54-39 W

Shot 60% from the field

1/27/24 vs. Texas (.630) 32-50

Opponent shot 60% from the field

1/13/22 at Gonzaga (.694) 43-62

Shot 70% from the field in a half

11/24/23 vs. NC State (.700) 21-30

Did not miss a 2-point FG attempt in a half

2/23/04 vs. Air Force, 13-13 inside the arc, (14-17, .824 overall)

Shot less than 30% from the field

12/1/20 vs. USC (.275) 16-69

Opponent shot less than 30% from the field

1/13/24 at UCF (.293) 17-58

Shot 100% from the free throw line

2/24/22 vs. Loyola Marymount (6-6)

Shot 90% from the free throw line (min. 10 att.)

1/27/21 at Pepperdine (.947) 18-19

Shot less than 50% from the free throw line

2/10/24 vs. Kansas State (.476) 10-21

Shot 60% on 3-pointers

12/18/21 at Weber State (.615), 16-26

Shot 70% on 3-pointers

12/11/13 vs. Prairie View A&M (.714), 10-14

Opponent scored less than 20 points in the 1st half

11/23/23 vs. Arizona State, 17 (32-17, 77-49 W)

Opponent scored less than 20 points in the 2nd half

12/22/21 vs. South Florida, 17 (23-17, 54-39) W

BYU scored less than 20 points in the 1st half

3/9/19 vs. San Diego, 19 (BYU trailed 19-46)

BYU scored less than 20 points in the 2nd half

1/15/00 vs. Utah, 19

Opponent scored 50 or more points in a half

2/13/24 vs. UCF, 62

BYU scored 50 or more points in the first half

11/15/23 vs. Southeastern Louisiana, 52

BYU scored 50 or more points in the second half

3/9/24 vs. Oklahoma State, 53

BYU scored 60 or more points in the first half

11/29/22 vs. Westminster, 63

BYU scored 60 or more points in the second half

1/30/20 vs. Pepperdine, 61

Won by 60 or more points (largest margin ever)

12/22/06 vs. Western Oregon (62) 102-40

Won by 50 or more points

11/15/23 vs. Southeastern Louisiana (57) 105-48

Won by 40 or more points

12/22/23 vs. Bellarmine (42) 101-59

Won by 30 or more points

12/16/23 vs. Georgia State (26) 86-54

Won by 25 or more points

12/30/23 vs. Wyoming (26) (94-68)

Lost by 35-plus points

11/28/04 vs. North Carolina (36) 86-50

Lost by 30-plus points

2/23/19 at Gonzaga (34) 68-102

Lost by 25-plus points

12/1/20 vs. USC (26) 53-79

Played an overtime game

11/25/22 vs. Dayton, 79-75 W (OT)

Won in single overtime

11/25/22 vs. Dayton 79-75 (OT)

Lost in overtime

12/1/21 at Utah Valley, 65-72 L (OT)

Played a double OT game

1/30/21 vs. Pacific, 95-87 W (2OT)

Played a triple OT game

1/23/14 at Portland, 114-110 L (3OT)

Won 10-straight games

2010-11 (10)

Won 15-straight games

2009-10 (15)

Lost 3-straight games

2022-23, @ Santa Clara, @ San Francisco, Saint Mary's

Lost 4-straight games

2022-23, @ Pepperdine, @ Gonzaga, Santa Clara, @ Saint Mary's

Lost 5-straight games

2004-05, @ UNM, @ AFA, @ Utah, UNLV, vs. UNM (at MWC)

Lost 9-straight games

1997-98

Lost 10-straight games

1996-97 (21) - school record

Played an NCAA tournament game

3/20/21 vs. UCLA - NCAA 1st Round, 62-73

Won an NCAA tournament game

3/13/12 vs. Iona - NCAA 1st Round, 78-72

Won two NCAA tournament games

1980-81 Princeton 60-51, UCLA 78-55, Notre Dame 51-50, then lost to Virginia 60-74
2010-11 Wofford 74-66, Gonzaga 89-67

Won three NCAA tournament games

1980-81 Princeton 60-51, UCLA 78-55, Notre Dame 51-50, then lost to Virginia 60-74

Played in the NIT

2021-22

Won an NIT game

3/19/22 Northern Iowa, 90-71

Won two NIT games

2021-22 LBSU, 93-72, UNI 90-71

Won three NIT games

2015-16 Advanced to NIT semifinals (appearance vacated by the NCAA)
2012-13 Advanced to NIT semifinals
1965-66 NIT Champions
1950-51 NIT Champions

Won a conference tournament

2000-01

Won a regular season conference title

2010-11

Won a conference regular season outright

2007-08

Defeated a ranked team

2/27/24 at No. 7 Kansas (7/9), 76-68

Defeated a ranked team at home

2/20/24 vs. No. 11 Baylor (11/11), 78-71

Defeated a ranked team on the road

2/27/24 at No. 7 Kansas (7/9), 76-68

Was ranked in the Top 25 AP Poll

3/11/24 Ranked 20th

Was ranked in the Top 25 Coaches Poll

3/1/24 Ranked 21st

Finished season ranked in the Top 25 polls

2023-24 20th (Coaches), 21st (AP)



COUGARS IN THE RECORD BOOK

INDIVIDUAL CAREER RECORDS

Points Scored

Rk	Name, Years	G	Pts
1	Tyler Haws, 2009-10, 12-15	139	2,720
2	Jimmer Fredette, 2007-11	139	2,599
3	Danny Ainge, 1977-81	118	2,467
4	Michael Smith, 1983-84, 86-89	122	2,319
5	Devin Durrant, 1978-80, 82-84	117	2,285
6	Yoeli Childs, 2016-20	119	2,031
7	TJ Haws, 2016-20	133	1,899
8	Russell Larson, 1991-95	129	1,885
9	Fred Roberts, 1978-82	119	1,841
10	Jeff Chatman, 1984-88	122	1,824
11	Mekell Wesley, 1997-01	115	1,740
12	Mark Bigelow, 1998-99, 01-04	120	1,715
13	Kyle Collinworth, 2010-11, 13-16	135	1,680
14	Brandon Davies, 2009-13	135	1,680
15	Ken Roberts, 1990-91, 93-96	126	1,652
16	Lee Cummond, 2005-09	131	1,569
17	Jonathan Tavernier, 2006-10	132	1,519
18	Kresimir Cosic, 1970-73	79	1,513
19	Joe Nelson, 1946-50	115	1,494
20	Jay Cheesman, 1973-77	103	1,408
21	Roland Minson, 1948-51	105	1,407
22	Andy Toolson, 1984-85, 87-90	117	1,388
23	Trent Plaisted, 2004-08	103	1,372
24	Marty Haws, 1986-90	120	1,337
25	Alex Barcello, 2019-22	93	1,307
26	Dick Nemelka, 1963-66	78	1,299
27	Alan Taylor, 1976-80	110	1,284
28	Jackson Emery, 2005-06, 08-11	133	1,235
29	Doug Richards, 1971-74	73	1,218
30	Gary Trost, 1987-88, 90-93	114	1,205
31	Matt Carlino, 2011-14	96	1,201
32	Edon Brinley, 1927-31	---	1,195
33	Noah Hartsock, 2008-12	134	1,191
34	Elwood Romney, 1929-33	110	1,189
35	Joe Richey, 1950-53	89	1,177
36	Randy Reid, 1992-96	125	1,170
37	Kari Limbo, 1966-69	76	1,156
38	Doug Howard, 1967-70	79	1,143
39	Mel Hutchins, 1947-48, 49-51	97	1,141
40	Travis Hansen, 2000-03	86	1,137
41	Steve Schraimer, 1988-91	93	1,128
42	Chase Fischer, 2014-16	71	1,121
43	John Fairchild, 1963-65	53	1,109
44	Gary Earnest, 1958-61	77	1,108
45	Terrell Lyday, 1999-01	66	1,105
46	Mark Handly, 1973-77	96	1,099
47	Bruce Burton, 1960-63	78	1,089
48	Eric Mika, 2013-14, 16-17	67	1,080
49	Keena Young, 2004-07	88	1,068
50	Scott Runia, 1976-80	110	1,051
51	Bernie Fryer, 1970-72	55	1,031
52	Dave Eastis, 1958-61	69	1,015
53	Fousseyni Traore, 2021-present	60	1,002

Field Goal Percentage

Rk	Name, Years	FG	FGA	Pct
1	Fousseyni Traore, 2021-present	430	645	.609
2	Alan Taylor, 1976-80	504	874	.577
3	Rafael Araujo, 2002-04	366	646	.567
4	Gary Trost, 1987-88, 90-93	420	742	.566
5	Jared Miller, 1990-93	306	550	.5563

3-Point Field Goals Made

Rk	Name, Years	3FG
1	Jimmer Fredette, 2007-11	296
2	Jonathan Tavernier, 2006-10	265
3	TJ Haws, 2016-20	242
4	Jackson Emery, 2005-06, 08-11	230
5	Chase Fischer, 2014-16	215
6	Mark Bigelow, 1998-99, 01-04	213
7	Alex Barcello, 2019-22	194
8	Zac Seeljas, 2015-16, 17-20	171
9	Trevin Knell, 2019-present	164
10	Mike Rose, 2003-07	163
11	Tyler Haws, 2009-10, 12-15	162
12	Matt Carlino, 2011-14	157
13	Lee Cummond, 2005-09	153
14	Andy Toolson, 1984-85, 87-90	141
15	Spencer Johnson, 2020-present	136
16	Jaxson Robinson, 2022-present	133

3-Point Field Goal Attempts

Rk	Name, Years	3FGA
1	Jimmer Fredette, 2007-11	752
2	Jonathan Tavernier, 2006-10	698
3	TJ Haws, 2016-20	671
4	Jackson Emery, 2005-06, 08-11	601
5	Mark Bigelow, 1998-99, 01-04	559
6	Chase Fischer, 2014-16	553
7	Matt Carlino, 2011-14	468
8	Zac Seeljas, 2015-16, 17-20	433
9	Alex Barcello, 2019-22	429
10	Tyler Haws, 2009-10, 12-15	427
11	Trevin Knell, 2019-present	419
12	Jaxson Robinson, 2022-present	384
13	Mike Rose, 2003-07	381
14	Spencer Johnson, 2020-present	363

3-Point Field Goal Percentage*

Rk	Name, Years	3FG	3FGA	Pct
1	Nathan Call, 1986-88, 90-92	110	241	.456
2	Alex Barcello, 2019-22	194	429	.452
3	Mark Heslop, 1988-92	126	283	.445
4	Andy Toolson, 1984-85, 87-90	141	323	.437
5	Lee Cummond, 2005-09	115	355	.433
6	Michael Smith, 1983-84, 86-89	116	270	.430
7	Mike Rose, 2003-07	163	381	.428
8	Sam Burgess, 2004-05, 06-08	81	196	.413
9	Zac Seeljas, 2015-16, 17-19	135	332	.407
10	Skyler Halford, 2013-15	81	201	.4029
11	Austin Ainge, 2003-07	113	281	.402
12	Terrell Lyday, 1999-01	127	321	.3956
13	Todd Christensen, 1995-96, 98-00	104	264	.3939
14	Jimmer Fredette, 2007-11	296	752	.3936
15	Chase Fischer, 2014-16	215	553	.3887
16	Trevin Knell, 2019-present	162	417	.3884
17	Michael Vranes, 1996-97, 98-00	78	201	.388
18	Jackson Emery, 2005-06, 08-11	230	601	.3826
19	Mark Bigelow, 1998-99, 01-04	213	559	.381
20	Spencer Johnson, 2020-present	136	363	.375

3-Point Field Goals Per Game*

Rk	Name, Years	G	3FG	3FG/G
1	Chase Fischer, 2014-16	71	215	3.03
2	Jimmer Fredette, 2007-11	139	296	2.13
3	Jaxson Robinson, 2022-24	64	133	2.08
4	Alex Barcello, 2019-22	94	194	2.06
5	Jonathan Tavernier, 2006-10	132	265	2.01

3-Pointers Games

Rk	Name, Years	#
1	Jimmer Fredette, 2007-11	47
2	TJ Haws, 2016-20	47
3	Jonathan Tavernier, 2006-10	46
4	Chase Fischer, 2014-16	39
5	Mark Bigelow, 1998-99, 01-04	34
6	Jackson Emery, 2005-06, 08-11	34
7	Alex Barcello, 2019-22	31
8	Matt Carlino, 2011-14	25
9	Mike Rose, 2003-07	24
10	Trevin Knell, 2019-present	22
11	Nick Sanderson, 1991-93	22
12	Andy Toolson, 1984-85, 87-90	21
13	Jaxson Robinson, 2022-present	21

Assists Per Game*

Rk	Name, Years	G	Ast	Avg
1	Kyle Collinworth, 2010-11, 13-15	140	703	5.02
2	Matt Montague, 1996-97, 99-02	122	570	4.67
3	Danny Ainge, 1977-81	118	539	4.57
4	Matt Carlino, 2011-14	96	437	4.55
5	TJ Haws, 2016-20	133	603	4.53
6	Nathan Call, 1986-88, 90-92	129	528	4.09
7	Marty Haws, 1986-90	123	502	4.08
8	Dalvin Hall, 2022-present	66	267	4.04
9	Jimmer Fredette, 2007-11	139	515	3.71
10	Scott Runia, 1976-80	110	405	3.68

Assist/Turnover Ratio*

Rk	Name, Years	A	TO	A:TO
1	Craig Cusick, 2011-13	148	5	2.691
2	Marty Perry, 1982-85	299	117	2.561
3	Jackson Emery, 2005-06, 08-11	312	132	2.3631
4	Dalvin Hall, 2022-present	267	113	2.3621
5	Ben Murdoch, 2006-08	157	67	2.341
6	Nathan Call, 1986-88, 90-92	528	236	2.2411
7	Scott Runia, 1976-80	405	185	2.1911
8	Kevin Santiago, 1988-90	193	90	2.1411

Assist/Turnover Ratio*

Rk	Name, Years	A	TO	A:TO
1	Marty Perry, 1982-85	299	117	2.561
2	Dalvin Hall, 2022-present	267	113	2.361
3	Nathan Call, 1986-88, 90-92	528	236	2.241
4	Scott Runia, 1976-80	405	185	2.191
5	Kevin Santiago, 1988-90	193	90	2.141

Offensive Rebounds

Rk	Name, Years	G	OReb	Avg
1	Kyle Collinworth, 2010-11, 13-16	140	307	2.2
2	Nate Austin, 2011-16	153	289	1.9
3	Ken Roberts, 1990-91, 93-96	126	268	2.1
4	Brandon Davies, 2009-13	135	246	1.8
5	Russell Larson, 1991-95	129	245	1.9
6	Yoeli Childs, 2016-20	119	236	2.0
7	Fousseyni Traore, 2021-present	90	235	2.6

Steals*

Rk	Name, Year	G	Stl	Avg
1	Jackson Emery, 2005-06, 08-11	133	249	1.9
2	Kyle Collinworth, 2010-11, 13-16	140	229	1.6
3	Danny Ainge, 1977-81	118	195	1.7
4	Marty Haws, 1986-90	123	182	1.5
5	Jimmer Fredette, 2007-11	139	167	1.2
6	Jonathan Tavernier, 2006-10	132	165	1.3
7	Matt Carlino, 2011-14	96	161	1.7
8	TJ Haws, 2016-20	133	158	1.2
9	Scott Sinek, 1981-85	115	140	1.2
10	Nathan Call, 1986-88, 90-92	129	138	1.1
11	Tyler Haws, 2009-10, 12-15	139	138	0.9
12	Brando Davies, 2009-13	135	132	0.9
13	Russell Larson, 1991-95	129	131	1.0
14	Lee Cummond, 2005-09	131	129	0.9
15	Matt Montague, 1996-97, 99-02	122	124	1.0
16	Randy Reid, 1992-96	125	118	0.9
17	Mark Bigelow, 1998-99, 01-04	120	116	1.0
18	Spencer Johnson, 2020-present	118	109	0.9

Blocks Per Game*

Rk	Name, Year	G	Blk	Avg
1	Shawn Bradley, 1990-91	34	177	5.21
2	Greg Kite, 1979-83	112	208	1.86
3	Yoeli Childs, 2016-20	119	159	1.34
4	Noah Hartsock, 2008-12	134	177	1.32
5	Eric Mika, 2013-14, 16-17	67	87	1.299
6	Russell Larson, 1991-95	129	166	1.287
7	Alan Taylor, 1976-80	110	119	1.08
8	Trent Plaisted, 2004-08	103	107	1.04
9	Alan Pollard, 1984-86	60	62	1.03
10	Fousseyni Traore, 2021-present	90	84	0.933
11	Corbin Kaufusi, 2015-16	86	80	0.930
12	Brandon Davies, 2009-13	135	123	0.911
13	Jeff Chatman, 1984-88	122	107	0.877
14	Lee Cummond, 2005-09	131	106	0.809
15	Atiki Ally Atiki, 2021-present	89	71	0.798

Blocks

Rk	Name, Years	G	Blk	Avg
1	Greg Kite, 1979-83	112	208	1.9
2	Shawn Bradley, 1990-91	34	177	5.2
3	Noah Hartsock, 2008-12	134	177	1.3
4	Russell Larson, 1991-95	129	166	1.3
5	Yoeli Childs, 2016-20	119	159	1.4
6	Brandon Davies, 2009-13	135	123	0.9
7	Alan Taylor, 1976-80	110	119	1.1
8	Trent Plaisted, 2004-08	103	107	1.0
9	Jeff Chatman, 1984-88	122	107	0.9
10	Lee Cummond, 2005-09	131	106	0.8
11	Chris Miles, 2004-05, 07-10	131	89	0.7
12	Nate Austin, 2011-16	153	89	0.6
13	Eric Mika, 2013-14, 16-17	67	87	1.3
14	Jim Usevitch, 1982-84, 86-88	107	84	0.8
15	Fousseyni Traore, 2021-present	90	84	0.9

3 Blocks Games

Rk	Name, Years	#
1	Greg Kite, 1979-83	35
2	Shawn Bradley, 1990-91	28
3	Noah Hartsock, 2008-12	24
4	Russell Larson, 1991-95	21
5	Yoeli Childs, 2016-20	17
6	Alan Taylor, 197	

COUGARS IN THE RECORD BOOK

Free Throw Percentage*

Rk	Name, Year	FT	FTA	Pct
1	Michael Smith, 1988-89	160	173	.925
2	Tyler Haws, 2009-10	110	120	.917
3	Michael Smith, 1986-87	103	114	.904
4	Bob Quinney, 1964-65	55	61	.902
5	Chris Nickewich, 1983-84	55	61	.902
6	Jaxson Robinson, 2023-24	53	59	.898
7	Jimmer Fredette, 2010-11	252	282	.894
8	Jimmer Fredette, 2009-10	224	251	.892
9	Tyler Haws, 2013-14	223	253	.8814
10	Skyler Halford, 2014-15	59	67	.8806

*Minimum 50 FT Made

3-Pointers Games

Rk	Name, Year	#
1	Jimmer Fredette, 2010-11	22
2	Chase Fischer, 2015-16	22
3	Jonathan Tavernari, 2008-09	17
4	Jackson Emery, 2010-11	17
5	Chase Fischer, 2014-15	17
6	TJ Haws, 2016-17	16
7	Elijah Bryant, 2017-18	16
8	Jackson Emery, 2009-10	15
9	Jake Toolson, 2019-20	15
10	Andy Toolson, 1989-90	14
11	Mark Bigelow, 2001-02	14
12	Jonathan Tavernari, 2007-08	14
13	Jimmer Fredette, 2009-10	13
14	Trevin Knell, 2023-24	13
15	Bob Carpenter, 1986-87	12
16	Nick Sanderson, 1992-93	12
17	Trent Whiting, 2000-01	12
18	TJ Haws, 2018-19	12
19	Jaxson Robinson, 2023-24	12

*Nick Emery had 20 games with three 3s in 2015-16 and 13 in 2016-17. His statistics from 2015-17 were vacated by the NCAA Committee on Infractions.

Consecutive Games with a 3-Pointer

Rk	Name, Year	#
1	Jimmer Fredette, 12/8/10 to 3/24/11	28
2	Chase Fischer, 12/23/15 to 3/29/16	26
3	Elijah Bryant, 11/11/17 to 2/1/18	24
4	TJ Haws, 11/25/19 to 2/15/20	23
5	Jonathan Tavernari, 11/29/08 to 2/24/09	22
6	Terrell Lyday, 11/20/00 to 2/12/01	21
7	Jaxson Robinson, 1/6/24 to present	19
8	Chase Fischer, 11/24/14 to 1/17/15	18
9	Alex Barcello, 1/13/22 to 3/23/22	18
10	Skyler Halford, 1/10/15 to 3/17/15	17
11	Andy Toolson, 11/24/89 to 1/18/90	16
12	Jonathan Tavernari, 1/26/08 to 3/20/08	16
13	TJ Haws, 1/14/17 to 3/15/17	16
14	Mark Bigelow, 11/17/01 to 1/15/02	15
15	Jackson Emery, 11/27/10 to 3/20/10	15
16	Jaxson Robinson, 12/17/22 to 2/16/23	15

INDIVIDUAL GAME RECORDS

3-Point Field Goals Made

Rk	Name vs. Opponent, Date	3FG
1	Chase Fischer vs. Chamunda, 11/25/2014	10
2	Jimmer Fredette at Arizona, 12/28/2009	9
3	Chase Fischer vs. New Mexico, 12/23/2015	9
4	Alex Barcello at Pepperdine, 02/26/2022	9
5	Trevin Knell vs. Cincinnati, 01/06/2024	9
6	Mike Rose vs. Southern Utah, 11/21/2003	8
7	Mike Rose vs. UNLV, 02/03/2007	8
8	Matt Carlino vs. Portland, 02/22/2014	8
9	Jaxson Robinson vs. Denver, 12/13/2023	8

3-Point Field Goal Attempts

Rk	Name vs. Opponent, Date	3FG
1	Jonathan Tavernari vs. North Carolina, 11/24/2007	16
2	Chase Fischer vs. UAB, 03/16/2016	16
3	Jaxson Robinson vs. Denver, 12/13/2023	16
4	Nick Sanderson vs. Kansas, 03/20/1993	15
5	Jimmer Fredette vs. Florida, 03/24/2011	15
6	Bob Capener at Oklahoma, 11/21/1986	14
7	Danny Bower vs. Ohio State, 12/30/1997	14
8	Jimmer Fredette vs. Utah State, 11/17/2010	14
9	Jimmer Fredette vs. New Mexico, 03/11/2011	14
10	Matt Carlino vs. Baylor, 04/02/2013	14
11	Chase Fischer vs. New Mexico, 12/23/2015	14
12	Trevin Knell vs. Cincinnati, 01/06/2024	14

Assists

Rk	Name vs. Opponent, Date	Ast
1	Mike May vs. Niagara, 12/11/1976	16
2	Kyle Collinworth vs. Portland, 02/25/2016	16
3	Matt Montague vs. Idaho, 12/15/2001	15
4	Matt Montague vs. Wyoming, 02/02/2002	15
5	Kyle Collinworth at Loyola Marymount, 01/21/2016	15
6	Randy Reid at Texas Tech, 12/22/1995	14
7	TJ Haws vs. Portland, 01/11/2020	14
8	Danny Ainge vs. Long Beach State, 11/28/1977	13
9	Scott Sinek vs. Utah State, 12/26/1981	13
10	Nathan Call vs. New Mexico, 01/30/1992	13
11	TJ Haws at Pepperdine, 02/29/2020	13
12	Kresimir Cosic vs. Niagara, 01/11/1973	13
13	Mike May vs. Utah State, 01/08/1977	12
14	Danny Ainge vs. Utah State, 01/08/1977	12
15	Nathan Call vs. Utah State, 12/13/1991	12
16	Nathan Call vs. Michigan, 12/28/1991	12
17	Matt Montague vs. UC Irvine, 03/14/2002	12
18	Kyle Collinworth vs. UAB, 03/16/2016	12
19	Dallin Hall at West Virginia, 02/03/2024	12

CONFERENCE CAREER RECORDS

Field Goal Percentage*

Rk	Name, Years	FG	FGA	Pct
1	Fousseyni Traore, 2021-present	216	350	.617
2	Gary Trost, 1987-88-90-93	223	384	.581

*Minimum 100 FG Made

3-Point Field Goals Made

Rk	Name, Years	3FG
1	Jimmer Fredette, 2007-11	139
2	Jonathan Tavernari, 2006-10	133
3	TJ Haws, 2016-20	127
4	Jackson Emery, 2005-06, 08-11	106
5	Chase Fischer, 2014-16	101
6	Mark Bigelow, 1988-99, 01-04	97
7	Matt Carlin, 2011-14	88
8	Alex Barcello, 2019-22	88
9	Zac Seeljaas, 2015-16, 17-20	75
10	Trevin Knell, 2019-present	74
11	Jaxson Robinson, 2022-present	71
12	Spencer Johnson, 2020-present	71

Assists Per Game*

Rk	Name, Years	G	Ast	Avg
1	Kyle Collinworth, 2010-11, 13-16	68	354	5.2
2	TJ Haws, 2016-20	68	327	4.8
3	Matt Carlino, 2011-13	50	228	4.6
4	Danny Ainge, 1977-81	55	242	4.4
5	Dallin Hall, 2022-present	34	146	4.3
6	Nathan Call, 1986-88, 90-92	63	261	4.1
7	Matt Montague, 1996-97, 99-02	58	237	4.09
8	Scott Ruma, 1976-80	53	215	4.06
9	Marty Perry, 1982-85	47	174	3.70
10	Robbie Reid, 1993-95	36	133	3.69

*Minimum 20 Games Played

Assist-to-Turnover Ratio*

Rk	Name, Years	A	TO	A:TO
1	Marty Perry, 1982-85	174	49	3.55:1
2	Scott Moon, 1989-91	51	17	3.00:1
3	Nathan Call, 1986-88, 90-92	261	95	2.75:1
4	Gifford Nielsen, 1973-75	51	19	2.68:1
5	Ben Murdoch, 2006-08	79	30	2.63:1
6	Jackson Emery, 2005-06, 08-11	142	59	2.41:1
7	Dallin Hall, 2022-present	146	61	2.39:1
8	Chris Nickewich, 1982-85	144	65	2.22:1
9	Jake Toolson, 2014-15, 19-20	67	31	2.16:1
10	Scott Ruma, 1976-80	215	100	2.15:1

*Minimum 20 Games Played and 2.0 APG

Offensive Rebounds

Rk	Name, Years	G	OReb	Avg
1	Kyle Collinworth, 2010-11, 13-16	68	161	2.4
2	Kenneth Roberts, 1990-1, 93-96	70	158	2.3
3	Nate Austin, 2011-16	68	148	2.2
4	Yaeli Chikis, 2016-20	63	128	2.0
5	Russell Larson, 1991-95	70	127	1.8
6	Trent Placsted, 2004-08	48	118	2.5
7	Gary Trost, 1987-88, 90-93	55	114	2.1
8	Fousseyni Traore, 2021-present	59	113	1.9

CONFERENCE SEASON RECORDS

Field Goal Percentage*

Rk	Name, Year	FG	FGA	Pct
1	Gavin Baxter, 2018-19	47	69	.681
2	Tom Gneiting, 1986-87	55	83	.663
3	Kolby Lee, 2019-20	43	65	.662
4	Eric Nielsen, 2000-01	35	53	.6604
5	Mark Durrant, 1992-93	31	47	.6600
6	Alan Taylor, 1978-79	67	104	.644
7	Bob Skouson, 1961-62	74	116	.638
8	Fousseyni Traore, 2021-present	73	115	.635
9	Gary Trost, 1990-91	46	74	.622
10	Fred Roberts, 1979-80	74	120	.617

*Minimum 30 FG Made

3-Point Field Goal Attempts

Rk	Name, Year	3FGA
1	Chase Fischer, 2015-16	139
2	Jimmer Fredette, 2010-11	133
3	Jackson Emery, 2010-11	119
4	Elijah Bryant, 2017-18	116
5	Chase Fischer, 2014-15	115
6	Jaxson Robinson, 2023-24	114

Assists

Rk	Name, Year	G	Ast	Avg
1	Kyle Collinworth, 2015-16	18	136	7.6
2	TJ Haws, 2019-20	16	108	6.8
3	Nathan Call, 1991-92	16	105	6.6
4	Kyle Collinworth, 2014-15	17	104	6.1
5	Matt Montague, 2001-02	14	102	7.3
6	Dallin Hall, 2023-24	18	99	5.5

Assists Per Game*

Rk	Name, Year	G	Ast	Avg
1	Kyle Collinworth, 2015-16	18	136	7.6
2	Matt Montague, 2001-02	14	102	7.3
3	TJ Haws, 2019-20	16	108	6.8
4	Nathan Call, 1991-92	16	105	6.6
5	Kyle Collinworth, 2014-15	17	104	6.1
6	Dallin Hall, 2023-24	18	99	5.5

*Minimum 10 Games Played

Assist-to-Turnover Ratio*

Rk	Name, Year	A	TO	A:T
1	Marty Perry, 1983-84	49	12	4.08:1
2	Nathan Call, 1991-92	105	30	3.50:1
3	Jackson Emery, 2008-09	49	14	3.50:1
4	Marty Perry, 1984-85	82	24	3.42:1
5	Greg Ballif, 1980-81	40	12	3.33:1
6	Marty Perry, 1982-83	43	13	3.31:1
7	Matt Carlin, 2013-14	77	24	3.21:1
8	McKay Cannon, 2018-19	32	10	3.20:1
9	Scott Moon, 1990-91	41	13	3.15:1
10	L.J. Rose, 1990-91	42	13	3.00:1
11	Dallin Hall, 2023-24	99	34	2.91:1

*Minimum 10 Games Played and 2.0 APG

CONFERENCE GAME RECORDS

Rk	Name vs. Opponent, Date	3FG
1	Alex Barcello at Pepperdine, 02/26/2022	9
2	Trevin Knell vs. Cincinnati, 01/06/2024	9

3-Point Field Goal Attempts

Rk	Name vs. Opponent, Date	3FG
1	Trevin Knell vs. Cincinnati, 01/06/2024	14
2	Danny Bower at UNLV, 01/22/1998	13
3	Jimmer Fredette at UNLV, 01/05/2011	13
4	Matt Carlino vs. Portland, 02/22/2014	13

Assists

Rk	Name vs. Opponent, Date	Ast
1	Kyle Collinworth vs. Portland, 02/25/2016	16
2	Matt Montague vs. Wyoming, 02/02/2002	15
3	Kyle Collinworth at Loyola Marymount, 01/21/2016	15
4	TJ Haws vs. Portland, 01/11/2020	14
5	Nathan Call vs. New Mexico, 01/30/1992	13
6	TJ Haws at Pepperdine, 02/29/2020	13
7	Dallin Hall at West Virginia, 02/03/2024	12

OFF THE BENCH RECORDS

Points Scored

Rk	Name vs. Opponent, Date	Pts
1	Kari Limo vs. Saint Francis, 01/01/1969	34
2	Michael Smith vs. Pittsburgh, 12/23/1986	34
3	Kari Limo vs. Arizona, 02/15/1969	31
4	Bob Quinney vs. Creighton, 12/28/1964	30
5	Matt Carlino vs. Portland, 02/22/2014	30
6	Jim Eakins vs. Loyola, 12/20/1966	29
7	Paul Ruffner vs. UTEP, 01/31/1970	29
8	Russell Larson vs. Utah State, 12/13/1991	29
9	Matt Carlino at Pacific, 02/13/2014	28
10	Rudi Williams at San Francisco, 01/21/2023	28
11	Jaxson Robinson vs. Denver, 12/13/2023	28

3-Point Field Goals Made

Rk	Name vs. Opponent, Date	3FG
1	Mike Rose vs. Southern Utah, 11/21/2003	8
2	Mike Rose vs. UNLV, 02	

COUGARS IN THE RECORD BOOK

TEAM SEASON RECORDS

Scoring Average

Rk	Season	Avg
1	1965-66	95.5
2	1964-65	94.3
3	1987-88	85.5
4	1978-79	85.0
5	2013-14	83.7
	2014-15	83.7
7	2015-16	83.6
8	1979-80	83.5
9	2009-10	83.1
10	1968-69	83.0
---	2023-24	82.3

Scoring Margin

Rk	Season	Margin
1	2009-10	16.7
2	2010-11	13.5
3	2023-24	12.8
4	1965-66	12.6
5	1952-53	11.9

3-Point Field Goals

Rk	Season	3FG
1	2023-24	363
2	2019-20	332

3-Point Field Goal Attempts

Rk	Season	3FGA
1	2023-24	1028

3-Point Field Goals/Game*

Rk	Season	G	3FG	Avg
1	2023-24	32	363	11.3
2	2019-20	32	332	10.4

Assists Per Game

Rk	Season	G	Ast	Avg
1	1979-80	29	560	19.31
2	1978-79	28	540	19.29
3	1977-78	30	565	18.8
4	1987-88	32	597	18.7
	2023-24	32	599	18.7

Assist Percentage

Rk	Season	Ast	FG	Ratio
1	2007-08	587	906	.648
2	1992-93	613	948	.647
3	1981-82	450	697	.646
4	1990-91	565	876	.645
5	1991-92	564	877	.643
6	2023-24	599	945	.634
7	1989-90	467	739	.6319

Rebound Margin

Rk	Season	Avg	OAvg	Margin
1	1952-53	46.4	33.1	+13.3
2	1972-73	47.7	38.8	+8.9
3	1950-51	38.4	30.6	+7.7
4	1981-82	37.3	29.3	+8.0
5	1953-54	47.7	40.0	+7.7
6	1991-92	36.8	29.6	+7.1
7	2021-22	39.3	32.4	+6.9
8	1955-56	55.8	49.0	+6.8
9	2020-21	39.2	32.5	+6.7
10	2023-24	39.8	33.3	+6.5

TEAM GAME RECORDS

3-Point Field Goals

Rk	Opponent, Date	3FG
1	vs. Westminster, 11/29/2022	19
2	vs. Westminster, 11/25/2020	18
	at Loyola Marymount, 02/13/2020	18
4	vs. Chaminade, 11/25/2014	17
	vs. Virginia Tech, 11/27/2019	17
	vs. Pepperdine, 01/30/2020	17
7	at Weber State, 12/18/2021	16
	vs. Northern Iowa, 03/19/2022	16
	vs. Bellarmine, 12/22/23	16
10	vs. UNLV, 02/03/2007	15
	at Air Force, 02/09/2021	15
	vs. Longwood, 11/18/2011	15
	vs. Eastern Kentucky, 11/29/2014	15
	at San Francisco, 01/03/2015	15
	vs. Santa Clara, 01/31/2015	15
	vs. Ole Miss, 03/17/2015	15
	vs. Portland, 01/11/2020	15
	at Pepperdine, 02/12/2022	15
	vs. Houston Christian, 11/06/2023	15
	vs. Southeastern Louisiana, 11/15/2023	15
	vs. Georgia State, 12/16/2023	15

3-Point Field Goal Attempts

Rk	Opponent, Date	3FGA
1	vs. Cincinnati, 01/06/2023	46
2	vs. Houston Christian, 11/06/2023	43
3	at Loyola Marymount, 02/13/2020	40
4	vs. Westminster, 11/25/2020	39
	vs. Bellarmine, 12/22/2023	39
	at Texas Tech, 01/20/2024	39
7	vs. Georgia State, 12/16/2023	38
	vs. Houston, 01/23/2024	38
9	vs. Westminster, 11/29/2022	37
	vs. Florida, 03/24/2011	37
	vs. Nevada, 12/10/19	37
	vs. Northern Iowa, 03/19/2022	37
	vs. Denver, 12/13/2023	37

Free Throws Made

Rk	Opponent, Date	FT
1	vs. Weber State, 12/12/1997	40
	vs. UCF, 02/13/2024	40

Free Throw Attempts

Rk	Opponent, Date	FTA
1	at Portland, 02/04/2013	53
2	vs. Weber State, 12/12/1997	52
3	vs. Santa Clara, 12/19/1964	49
4	vs. Tulsa, 12/22/1990	47
	vs. Southern Utah, 11/24/1999	47
6	vs. Arizona State, 03/03/1967	46
	at Arizona, 03/02/1968	46
	vs. North Texas, 12/12/1980	46
	vs. Washington, 12/22/1984	46
	vs. Southern Utah, 12/14/2000	46
	vs. UCF, 02/13/2024	46

Margin of Victory (Since 1950)

Rk	Opponent, Date	(Score) Margin
1	vs. Western Oregon, 12/22/2006	(102-40) 62
2	vs. Americas, 12/10/1965	(123-66) 57
	vs. Eastern Washington, 12/19/2009	(91-34) 57
	vs. Southeastern Louisiana, 11/15/2023	(105-48) 57

*BYU defeated San Diego by 58 points (91-33) on 02/20/2016. Team records from 2015-16 were vacated by the NCAA Committee on Infractions.

MARRIOTT CENTER RECORDS

3-Point Field Goals Made

Rk	Name vs. Opponent, Date	3FG
1	Trevin Knell vs. Cincinnati, 01/06/2024	9
2	Mike Rose vs. Southern Utah, 11/21/2003	8
	Mike Rose vs. UNLV, 02/03/2007	8
	Matt Carlino vs. Portland State, 02/22/2014	8
	Jaxson Robinson vs. Denver, 12/13/2023	8

3-Point Field Goal Attempts

Rk	Name vs. Opponent, Date	3FGA
1	Chase Fischer vs. UAB, 03/18/2016	16
	Jaxson Robinson vs. Denver, 12/13/2023	16

3-Point Field Goals

Rk	Opponent, Date	3FG
1	vs. Westminster, 11/25/2020	18
2	Pepperdine, 01/30/2020	17
3	Northern Iowa, 03/19/2022	16
	Bellarmine, 12/22/23	16
4	UNLV, 02/03/2007	15
	Longwood, 11/18/2011	15
	Eastern Kentucky, 11/29/2014	15
	Santa Clara, 01/31/2015	15
	Houston Christian, 11/06/2023	15
	Southeastern Louisiana, 11/15/2023	15
	Georgia State, 12/13/2023	15

3-Point Field Goal Attempts

Rk	Opponent, Date	3FGA
1	vs. Cincinnati, 01/06/2024	46
2	vs. Houston Christian, 11/06/23	43

Free Throws Made

Rk	Opponent, Date	FT
1	Weber State, 12/12/1997	40
	UCF, 02/13/2024	40

NCAA DI ACTIVE CAREER LEADERS*

*As of Tuesday March 12, 2024

Total Points*

Rk	Name, School	GP	Pts
483	Dawson Baker, BYU	83	1,037

*Minimum 1,000 points

Field Goal Percentage*

Rk	Name, School	FG	FGA	Pct
28	Fousseyni Traore, BYU	389	640	.608

*Minimum 240 Field Goals Made

3-Point Field Goals Made

Rk	Name, School	GP	3FG
252	Noah Waterman, BYU	106	165

260	Trevin Knell, BYU	111	162
	Owen McCormack, Lipscomb	150	162
	Matt Mims, South Dakota State	128	162
	Jan Zidek, Chattanooga	126	162
	Kerwin Walton, Texas Tech	117	162
	Josh Nickelberry, Florida State	118	162

303	Jaxson Robinson, BYU	93	153
	Connor Koehra, Davidson	111	153
	Chaz Lanier, North Florida	104	153
	Deon Perry, Loyola Maryland	62	153
	C.J. Wilcher, Nebraska	110	153
	David Jones, Memphis	99	153
	Denver Jones, Auburn	90	153
	Connor Hickman, Bradley	94	153

Assists*

Rk	Name, School	GP	Ast
193	Aly Khalifa, BYU	91	308

275	Dallin Hall, BYU	65	263

*Minimum 200 assists

Assists Per Game*

Rk	Name, School	GP	Ast	Avg
51	Dallin Hall, BYU	65	263	4.05

*Minimum 150 assists



EXHIBITION / BYU 83, LIFE PACIFIC 55
MARRIOTT CENTER / PROVO, UTAH

LIFE Pacific - 55

Record: 0-1

NO.	Name	Min	FG	3P	FT	Rebounds	Fouls	TP	AS	TO	ST	Blocks	+/-	
			M/A	M/A	M/A	OR DR TOT	PF					BS BA		
0	Rico Hopping	24:55	1-7	1-4	0-0	2 5 7	1 1 3	2	2	2	0	0	0	-16
12	Austin Cook	G 28:41	5-15	4-11	0-0	2 0 2	0 2 1	14	0	0	0	0	0	-20
13	Vince Fier	G 20:42	1-4	0-2	1-2	2 2 4	0 3 3	1	2	1	0	0	0	-18
20	Jordan Jones	G 23:40	2-5	0-0	0-0	3 3 4	1 4 1	0	6	4	0	0	0	-16
21	Daniel Hernandez	G 12:41	0-4	0-0	0-0	0 0 0	1 0 0	0	1	0	0	0	0	-9
22	Anthony Matute	18:58	4-9	0-3	2-2	0 0 0	2 3 10	0	4	0	0	0	0	-17
25	Malahi Jensen	22:46	5-7	2-3	3-3	0 1 1	0 3 15	1	0	2	0	0	0	-15
42	Derrick Anthony	10:00	1-1	0-0	0-0	0 0 0	0 0 2	1	0	0	0	0	0	-6
24	Zachary Murphy	11:19	2-4	0-1	0-0	0 0 0	1 0 4	0	0	0	0	0	0	-8
5	Aaron Hernandez	08:39	0-0	0-0	1-2	3 2 1	0 1 0	0	0	0	0	0	0	-9
10	Wes Clarkson	07:54	0-2	0-0	0-0	0 0 0	0 0 0	1	0	0	0	0	0	-6
23	Nathan Brummett	05:27	0-0	0-0	0-0	0 1 1	0 0 0	0	0	0	0	0	0	-1
31	Nick Arrieta	02:54	0-0	0-0	0-0	0 0 0	0 0 0	0	0	0	0	0	0	-1
32	Daniel Liese	01:24	0-0	0-0	0-0	0 0 0	0 0 0	0	0	0	0	0	0	2
Team						1 6 7	0 0 0	0	0	0	0	0	0	
Totals		21:58	7-30	6-7	8	20 28	11 13	55	9	15	7	0	0	28

Shooting By Period

1st FG%: 11-32 34.4%

3PT%: 4-17 23.5%

FT%: 3-4 75%

2nd FG%: 10-23 43.5%

3PT%: 3-13 23.1%

FT%: 2-5 40%

GM FG%: 21-58 36.2%

3PT%: 7-30 23.3%

FT%: 8-7 85.7%

Dead Ball Rebounds: 1, 0

GAME 1 / BYU 110, HOUSTON CHRISTIAN 63
MARRIOTT CENTER / PROVO, UTAH

Houston Christian - 63

Record: 0-1

NO.	Name	Min	FG	3P	FT	Rebounds	Fouls	TP	AS	TO	ST	Blocks	+/-	
			M/A	M/A	M/A	OR DR TOT	PF					BS BA		
4	Bonke Maring	F 24:50	2-7	0-1	4-4	0 2 2	4 2 8	1	1	1	0	0	0	-37
33	Michael Imragnie	F 22:54	5-7	1-1	0-1	1 1 2	3 2 11	0	1	1	0	0	0	-13
2	Pierce Bazil	G 34:52	4-11	0-4	1-3	0 6 6	0 3 9	4	2	2	0	0	0	-38
3	Jay Alvarez	G 34:24	5-12	0-4	0-0	6 6 6	0 3 11	2	4	0	0	0	0	-45
10	Marcus Greene	CG 32:34	8-15	2-5	0-0	2 2 2	0 4 18	1	2	0	0	0	0	-39
11	Tristan Moore	09:40	0-2	0-1	0-0	0 0 0	1 0 0	0	0	2	0	0	0	-18
20	Chigozie Achara	05:18	0-0	0-0	0-0	0 0 0	0 1 0	0	0	0	0	0	0	-7
8	Bruce Carpenter	11:31	0-0	0-0	1-2	0 2 2	1 1 1	0	2	2	0	0	0	-12
5	Porter Bazil	10:58	1-2	0-1	0-0	0 0 0	0 1 0	2	0	1	0	0	0	-4
24	Jake Arnold	06:06	0-2	0-1	1-2	0 3 3	2 1 1	0	0	0	0	0	0	-1
21	Nate Hudson	05:33	1-1	0-0	0-0	0 0 0	0 0 0	0	0	0	0	0	0	-12
0	Marques Gates	01:20	0-1	0-0	0-0	0 0 0	0 0 0	0	0	0	0	0	0	-1
Team						0 2 2	0 0 0	0	0	0	0	0	0	
Totals		28:60	3-16	8-16	1	24 25	12 17	63	8	15	6	1	1	47

Shooting By Period

1st FG%: 7-28 25.0%

3PT%: 1-10 10.0%

FT%: 3-6 50%

2nd FG%: 19-32 59.4%

3PT%: 2-6 33.3%

FT%: 5-10 50%

GM FG%: 26-40 65.0%

3PT%: 3-16 18.8%

FT%: 8-16 50.0%

Dead Ball Rebounds: 3, 0

BYU - 83

Record: 0-0

NO.	Name	Min	FG	3P	FT	Rebounds	Fouls	TP	AS	TO	ST	Blocks	+/-	
			M/A	M/A	M/A	OR DR TOT	PF					BS BA		
0	Noah Waterman	F 20:05	3-6	0-2	0-0	2 6 8	2 0 6	3	0	2	0	0	0	14
45	Fousseyni Traore	F 21:22	6-8	0-1	0-0	2 5 7	2 0 12	1	1	1	0	0	0	17
1	Trey Stewart	G 24:02	0-4	0-2	0-0	1 1 2	1 2 0	2	3	1	0	0	0	24
20	Spencer Johnson	G 26:10	2-5	0-0	4-6	0 3 3	0 4 18	5	2	3	0	0	0	24
21	Trevin Knell	G 27:02	2-8	2-6	0-0	2 2 4	3 1 6	1	0	2	0	0	0	21
2	Jaxson Robinson	19:47	7-12	6-9	0-0	2 1 3	0 0 20	3	1	1	0	0	0	6
15	Richie Saunders	19:36	3-9	0-4	0-0	1 3 4	2 1 6	1	0	1	0	0	0	14
50	Aly Khalifa	15:44	0-1	0-1	1-2	1 1 2	1 1 1	3	2	0	0	0	0	10
4	Atiki Ally Atiki	10:16	3-4	0-0	2-4	6 0 0	1 6 0	0	0	0	0	0	0	2
12	Townsend Triple	10:51	3-5	1-2	0-0	3 2 5	2 0 7	0	0	0	0	0	0	10
24	Tanner Hayhurst	02:54	0-0	0-0	1-2	0 0 0	0 1 1	0	0	0	0	0	0	1
51	Jared McGreggor	02:54	0-1	0-1	0-0	0 0 0	0 0 0	2	1	0	0	0	0	1
Team						0 1 1	0 0 0	0	0	0	0	0	0	
Totals		33:68	11-33	6-10	16	29 45	13 11	83	21	10	11	0	0	28

Shooting By Period

1st FG%: 17-34 50.0%

3PT%: 6-16 37.5%

FT%: 3-4 75%

2nd FG%: 16-34 47.1%

3PT%: 5-17 29.4%

FT%: 3-6 50%

GM FG%: 33-68 48.5%

3PT%: 11-33 33.3%

FT%: 6-10 60.0%

Dead Ball Rebounds: 3, 0

BYU - 110

Record: 1-0

NO.	Name	Min	FG	3P	FT	Rebounds	Fouls	TP	AS	TO	ST	Blocks	+/-	
			M/A	M/A	M/A	OR DR TOT	PF					BS BA		
0	Noah Waterman	F 22:08	5-9	3-6	3-4	4 4 8	2 1 2	16	1	0	1	0	1	30
45	Fousseyni Traore	F 16:07	3-6	0-1	0-0	2 7 9	2 0 6	2	2	1	1	0	0	23
1	Trey Stewart	G 19:58	4-7	0-2	2-3	0 3 3	3 2 10	4	1	1	0	0	0	23
20	Spencer Johnson	G 28:52	8-16	2-9	2-2	1 4 5	0 1 20	7	0	0	0	0	0	40
21	Trevin Knell	G 22:04	6-12	5-9	2-3	1 4 5	3 1 19	1	1	1	0	0	0	33
2	Jaxson Robinson	19:52	5-12	3-7	0-0	1 0 1	1 1 13	1	1	0	0	0	0	23
15	Richie Saunders	23:03	3-9	1-4	2-2	1 5 6	0 2 9	3	1	1	0	0	0	20
30	Dallin Hall	14:12	3-4	0-1	0-0	0 2 2	3 0 6	4	2	0	0	0	0	12
50	Aly Khalifa	15:46	1-3	1-2	0-0	4 3 7	0 0 3	4	0	0	0	0	0	20
4	Atiki Ally Atiki	08:07	2-4	0-1	2-2	3 4 7	2 2 6	0	0	0	0	0	0	4
12	Townsend Triple	05:20	0-0	0-0	2-2	1 1 2	0 1 2	0	0	1	0	0	0	4
24	Tanner Hayhurst	03:11	0-2	0-1	0-0	1 0 1	2 0 0	0	0	0	0	0	0	2
51	Jared McGreggor	01:20	0-0	0-0	0-0	0 0 0	0 0 0	0	0	0	0	0	0	1
Team						2 1 3	0 0 0	0	0	0	0	0	0	
Totals		40:84	15-43	15-18	21	38 59	17 12	110	27	9	7	1	1	47

Shooting By Period

1st FG%: 19-41 46.3%

3PT%: 10-27 37.0%

FT%: 8-10 80%

2nd FG%: 21-43 48.8%

3PT%: 5-16 31.3%

FT%: 7-8 87.5%

GM FG%: 40-84 47.6%

3PT%: 15-43 34.9%

FT%: 15-18 83.3%

Dead Ball Rebounds: 2, 0

BYU LEADERS

- Scoring Robinson (20)
- Rebounds Waterman (8)
- Assists Johnson (5)
- Steals Johnson (3)
- Blocks None
- Turnovers Stewart (3)
- +/- Johnson (+24)

LIFE PACIFIC LEADERS

- Jensen (15)
- Hopping (7)
- Hopping (2)
- Jones (4)
- None
- Jones (6)
- Liese (+2)

BYU LEADERS

- Scoring Johnson (20)
- Rebounds Traore (9)
- Assists Johnson (7)
- Steals Seven Players (1)
- Blocks Traore (1)
- Turnovers Three Players (2)
- +/- Johnson (+40)

LIFE PACIFIC LEADERS

- Greene (18)
- Pi. Bazil/Alvarez (8)
- Pi. Bazil (4)
- Pi. Bazil/Carpeneter (2)
- Po. Bazil (1)
- Alvarez (4)
- Gates (-1)

GAME 2 / BYU 74, #17 SAN DIEGO STATE 65
MARRIOTT CENTER / PROVO, UTAH

San Diego St. - 65

Record: 1-1

NO.	Name	Min	FG	3P	FT	Rebounds	Fouls	TP	AS	TO	ST	Blocks	+/-	
			M/A	M/A	M/A	OR DR TOT	PF					BS BA		
3	Micah Parrish	F 28:41	2-4	1-3	0-1	0 6 6	5 1 5	1	4	1	0	0	0	-8
13	Jacdon LeDee	F 32:20	9-16	0-3	3-5	3 4 8	1 10 21	1	3	1	0	0	0	-3
25	Elijah Saunders	F 25:08	3-7	0-2	0-0	1 3 4	4 1 6	2	1	4	0	0	0	-10
5	Lamont Butler	G 32:23	3-11	2-4	1-2	0 0 0	1 2 9	3	1	0	0	0	0	-5
14	Reese Waters	G 35:44	1-1	1-3	4-4	0 4 4	3 3 15	2	2	2	0	0	0	-6
40	Miles Heide	07:40	0-0	0-0	0-0	1 1 2	0 0 0	0	1	1	0	0	0	-6
4	Jay Pal	14:32	1-3	0-1	0-1	0 2 2	2 2 2	1	0	1	0	0	0	1
12	Darion Trammell	21:47	3-6	1-2	0-0	0 1 1	0 0 7	0	1	0	0	0	0	-19
10	BJ Davis													

GAME 4 / BYU 93, MORGAN STATE 50
MARRIOTT CENTER / PROVO, UTAH

Morgan St. - 50														Record: 2-3																														
NO.	Name	Min	FG	3P	FT	Rebounds	Fouls	TP	AS	TO	ST	Blocks	+/-	Shooting By Period																														
Min	MA	MA	MA	MA	OR	DR	PF	FD				BS	BA	1st FG%	1st 3PT%	1st FT%	2nd FG%	2nd 3PT%	2nd FT%	3rd FG%	3rd 3PT%	3rd FT%	GM FG%	GM 3PT%	GM FT%	Dead Ball Rebounds: 1, 0																		
5	Myles Thompson	F 22:42	0-5	0-3	0-0	0	0	1	1	0	2	0	0	1	-33	1st FG%	12-33	35.4%	3PT%	2-7	28.6%	FT%	3-4	75%	2nd FG%	10-30	33.3%	3PT%	1-7	14.3%	FT%	0-1	0%	GM FG%	22-63	34.9%	3PT%	3-14	21.4%	FT%	3-5	60.0%	Dead Ball Rebounds: 1, 0	
21	Christian Oliver	C 17:29	2-6	0-0	0-0	2	1	3	3	1	4	0	2	0	-15	1st FG%	17-29	58.6%	3PT%	0-0	0%	FT%	0-0	0%	2nd FG%	10-22	45.5%	3PT%	0-0	0%	FT%	0-0	0%	GM FG%	22-63	34.9%	3PT%	3-14	21.4%	FT%	3-5	60.0%	Dead Ball Rebounds: 1, 0	
0	Kamron Hobbs	G 26:17	2-8	0-0	0-0	1	1	2	1	1	4	1	1	2	0	-28	1st FG%	17-29	58.6%	3PT%	0-0	0%	FT%	0-0	0%	2nd FG%	10-22	45.5%	3PT%	0-0	0%	FT%	0-0	0%	GM FG%	22-63	34.9%	3PT%	3-14	21.4%	FT%	3-5	60.0%	Dead Ball Rebounds: 1, 0
1	Wynston Tabbs	G 26:17	4-11	1-3	0-0	1	1	0	1	0	1	2	3	0	-31	1st FG%	17-29	58.6%	3PT%	0-0	0%	FT%	0-0	0%	2nd FG%	10-22	45.5%	3PT%	0-0	0%	FT%	0-0	0%	GM FG%	22-63	34.9%	3PT%	3-14	21.4%	FT%	3-5	60.0%	Dead Ball Rebounds: 1, 0	
10	Will Thomas	G 26:14	5-12	0-0	0-0	1	8	9	1	2	10	1	2	1	0	-28	1st FG%	17-29	58.6%	3PT%	0-0	0%	FT%	0-0	0%	2nd FG%	10-22	45.5%	3PT%	0-0	0%	FT%	0-0	0%	GM FG%	22-63	34.9%	3PT%	3-14	21.4%	FT%	3-5	60.0%	Dead Ball Rebounds: 1, 0
24	Allen Udemadu	20:12	3-3	0-0	0-0	1	1	2	1	1	6	0	1	0	-25	1st FG%	17-29	58.6%	3PT%	0-0	0%	FT%	0-0	0%	2nd FG%	10-22	45.5%	3PT%	0-0	0%	FT%	0-0	0%	GM FG%	22-63	34.9%	3PT%	3-14	21.4%	FT%	3-5	60.0%	Dead Ball Rebounds: 1, 0	
4	Kiran Oliver	14:57	3-7	0-3	1-2	2	3	3	1	7	1	0	0	1	-4	1st FG%	17-29	58.6%	3PT%	0-0	0%	FT%	0-0	0%	2nd FG%	10-22	45.5%	3PT%	0-0	0%	FT%	0-0	0%	GM FG%	22-63	34.9%	3PT%	3-14	21.4%	FT%	3-5	60.0%	Dead Ball Rebounds: 1, 0	
11	Amahia Simpkins	17:54	1-5	1-2	2-2	0	0	1	3	5	1	2	0	1	-12	1st FG%	17-29	58.6%	3PT%	0-0	0%	FT%	0-0	0%	2nd FG%	10-22	45.5%	3PT%	0-0	0%	FT%	0-0	0%	GM FG%	22-63	34.9%	3PT%	3-14	21.4%	FT%	3-5	60.0%	Dead Ball Rebounds: 1, 0	
15	Marvin Brimage	04:10	0-0	0-0	0-0	0	0	0	0	0	0	0	0	0	-9	1st FG%	17-29	58.6%	3PT%	0-0	0%	FT%	0-0	0%	2nd FG%	10-22	45.5%	3PT%	0-0	0%	FT%	0-0	0%	GM FG%	22-63	34.9%	3PT%	3-14	21.4%	FT%	3-5	60.0%	Dead Ball Rebounds: 1, 0	
22	Kevon Wiggins	09:26	1-3	1-1	0-0	0	0	0	1	1	3	2	1	1	0	-6	1st FG%	17-29	58.6%	3PT%	0-0	0%	FT%	0-0	0%	2nd FG%	10-22	45.5%	3PT%	0-0	0%	FT%	0-0	0%	GM FG%	22-63	34.9%	3PT%	3-14	21.4%	FT%	3-5	60.0%	Dead Ball Rebounds: 1, 0
12	Daniel Akitoby	01:34	0-0	0-0	0-0	0	0	0	0	0	0	0	0	0	-3	1st FG%	17-29	58.6%	3PT%	0-0	0%	FT%	0-0	0%	2nd FG%	10-22	45.5%	3PT%	0-0	0%	FT%	0-0	0%	GM FG%	22-63	34.9%	3PT%	3-14	21.4%	FT%	3-5	60.0%	Dead Ball Rebounds: 1, 0	
2	Demajon Topps	07:03	1-2	0-1	0-1	0	0	0	0	2	2	1	0	0	-15	1st FG%	17-29	58.6%	3PT%	0-0	0%	FT%	0-0	0%	2nd FG%	10-22	45.5%	3PT%	0-0	0%	FT%	0-0	0%	GM FG%	22-63	34.9%	3PT%	3-14	21.4%	FT%	3-5	60.0%	Dead Ball Rebounds: 1, 0	
13	Trent Edwards	03:07	0-1	0-0	0-0	0	0	0	0	0	0	0	0	0	-6	1st FG%	17-29	58.6%	3PT%	0-0	0%	FT%	0-0	0%	2nd FG%	10-22	45.5%	3PT%	0-0	0%	FT%	0-0	0%	GM FG%	22-63	34.9%	3PT%	3-14	21.4%	FT%	3-5	60.0%	Dead Ball Rebounds: 1, 0	
Team			5											2	7	0	1																											
Totals			22-63	3-14	3-5	13	14	27	15	13	50	8	14	7	2	5	-43	Technical Fouls: NONE																										

BYU - 93														Record: 4-0																														
NO.	Name	Min	FG	3P	FT	Rebounds	Fouls	TP	AS	TO	ST	Blocks	+/-	Shooting By Period																														
Min	MA	MA	MA	MA	OR	DR	PF	FD				BS	BA	1st FG%	1st 3PT%	1st FT%	2nd FG%	2nd 3PT%	2nd FT%	3rd FG%	3rd 3PT%	3rd FT%	GM FG%	GM 3PT%	GM FT%	Dead Ball Rebounds: 2, 0																		
0	Noah Waterman	F 20:41	3-6	2-4	7-9	5	3	8	2	4	15	0	0	2	0	22	1st FG%	17-29	58.6%	3PT%	4-12	33.3%	FT%	4-5	80%	2nd FG%	16-31	51.6%	3PT%	6-17	35.3%	FT%	13-14	92.9%	GM FG%	33-59	55.9%	3PT%	10-29	34.5%	FT%	17-19	89.5%	Dead Ball Rebounds: 2, 0
45	Fousseyni Traore	F 26:42	8-11	0-0	1-1	3	4	0	2	17	0	2	1	1	28	1st FG%	17-29	58.6%	3PT%	0-0	0%	FT%	0-0	0%	2nd FG%	16-31	51.6%	3PT%	6-17	35.3%	FT%	13-14	92.9%	GM FG%	33-59	55.9%	3PT%	10-29	34.5%	FT%	17-19	89.5%	Dead Ball Rebounds: 2, 0	
1	Trey Stewart	G 14:12	1-1	0-0	0-0	1	2	1	0	2	0	2	1	0	7	1st FG%	17-29	58.6%	3PT%	0-0	0%	FT%	0-0	0%	2nd FG%	16-31	51.6%	3PT%	6-17	35.3%	FT%	13-14	92.9%	GM FG%	33-59	55.9%	3PT%	10-29	34.5%	FT%	17-19	89.5%	Dead Ball Rebounds: 2, 0	
20	Spencer Johnson	G 20:55	2-7	1-6	2-2	1	3	4	2	2	7	8	3	1	0	0	1st FG%	17-29	58.6%	3PT%	0-0	0%	FT%	0-0	0%	2nd FG%	16-31	51.6%	3PT%	6-17	35.3%	FT%	13-14	92.9%	GM FG%	33-59	55.9%	3PT%	10-29	34.5%	FT%	17-19	89.5%	Dead Ball Rebounds: 2, 0
21	Trevin Knell	G 23:05	3-6	1-4	1-1	0	5	5	2	2	8	4	1	0	1	0	1st FG%	17-29	58.6%	3PT%	0-0	0%	FT%	0-0	0%	2nd FG%	16-31	51.6%	3PT%	6-17	35.3%	FT%	13-14	92.9%	GM FG%	33-59	55.9%	3PT%	10-29	34.5%	FT%	17-19	89.5%	Dead Ball Rebounds: 2, 0
30	Dallin Hall	23:52	3-7	2-5	0-0	0	3	3	0	1	8	5	1	0	1	36	1st FG%	17-29	58.6%	3PT%	0-0	0%	FT%	0-0	0%	2nd FG%	16-31	51.6%	3PT%	6-17	35.3%	FT%	13-14	92.9%	GM FG%	33-59	55.9%	3PT%	10-29	34.5%	FT%	17-19	89.5%	Dead Ball Rebounds: 2, 0
2	Jaxson Robinson	27:27	7-13	2-7	3-3	1	5	6	0	2	19	2	1	1	0	32	1st FG%	17-29	58.6%	3PT%	0-0	0%	FT%	0-0	0%	2nd FG%	16-31	51.6%	3PT%	6-17	35.3%	FT%	13-14	92.9%	GM FG%	33-59	55.9%	3PT%	10-29	34.5%	FT%	17-19	89.5%	Dead Ball Rebounds: 2, 0
15	Richie Saunders	17:14	4-5	2-3	2-2	0	4	4	2	1	12	4	1	3	0	23	1st FG%	17-29	58.6%	3PT%	0-0	0%	FT%	0-0	0%	2nd FG%	16-31	51.6%	3PT%	6-17	35.3%	FT%	13-14	92.9%	GM FG%	33-59	55.9%	3PT%	10-29	34.5%	FT%	17-19	89.5%	Dead Ball Rebounds: 2, 0
4	Atki Ally Atiki	13:18	2-3	0-0	1-2	0	2	2	3	1	5	0	0	0	0	15	1st FG%	17-29	58.6%	3PT%	0-0	0%	FT%	0-0	0%	2nd FG%	16-31	51.6%	3PT%	6-17	35.3%	FT%	13-14	92.9%	GM FG%	33-59	55.9%	3PT%	10-29	34.5%	FT%	17-19	89.5%	Dead Ball Rebounds: 2, 0
24	Tanner Hayhurst	02:42	0-0	0-0	0-0	0	0	0	0	0	0	0	0	0	2	1st FG%	17-29	58.6%	3PT%	0-0	0%	FT%	0-0	0%	2nd FG%	16-31	51.6%	3PT%	6-17	35.3%	FT%	13-14	92.9%	GM FG%	33-59	55.9%	3PT%	10-29	34.5%	FT%	17-19	89.5%	Dead Ball Rebounds: 2, 0	
12	Townsend Triplett	01:56	0-0	0-0	0-0	0	0	0	0	0	0	0	0	0	0	2	1st FG%	17-29	58.6%	3PT%	0-0	0%	FT%	0-0	0%	2nd FG%	16-31	51.6%	3PT%	6-17	35.3%	FT%	13-14	92.9%	GM FG%	33-59	55.9%	3PT%	10-29	34.5%	FT%	17-19	89.5%	Dead Ball Rebounds: 2, 0
51	Jared McGregor	01:56	0-0	0-0	0-0	0	0	0	0	0	0	0	0	0	0	2	1st FG%	17-29	58.6%	3PT%	0-0	0%	FT%	0-0	0%	2nd FG%	16-31	51.6%	3PT%	6-17	35.3%	FT%	13-14	92.9%	GM FG%	33-59	55.9%	3PT%	10-29	34.5%	FT%	17-19	89.5%	Dead Ball Rebounds: 2, 0
Team			3											0	3	0	1																											
Totals			33-59	10-29	17-19	12	29	41	13	15	93	24	11	8	5	2	43	Technical Fouls: NONE																										

BYU LEADERS

- Scoring: Robinson (19)
- Rebounds: Waterman (8)
- Assists: Johnson (8)
- Steals: Saunders (3)
- Blocks: Waterman (2)
- Turnovers: Johnson (3)
- +/-: Hall (+36)

MORGAN STATE LEADERS

- Thomas (10)
- Thomas (9)
- Wiggins (2)
- Tabbs (3)
- Udemadu/Oliver (1)
- Five Players (2)
- Akitoby (-3)

GAME 5 / BYU 77, ARIZONA STATE 49
MICHELOB ULTRA ARENA / LAS VEGAS, NEVADA

BYU - 77														Record: 5-0													
NO.	Name	Min	FG	3P	FT	Rebounds	Fouls	TP	AS	TO	ST	Blocks	+/-	Shooting By Period													
Min	MA	MA	MA	MA	OR	DR	PF	FD				BS	BA	1st FG%	1st 3PT%	1st FT%	2nd FG%	2nd 3PT%	2nd FT%	3rd FG%	3rd 3PT%	3rd FT%	GM FG%	GM 3PT%	GM FT%	Dead Ball Rebounds: 0, 1	
0	Noah Waterman	F 24:42	9-14	6-9	0-0	1	6	7	1	1	24	1	0	0	24	1st FG%	11-35	31.4%	3PT%	6-19	31.6%	FT%	4-5	80%	2nd FG%	16-31	

GAME 12 / #17 BYU 101, BELLARMINE 56
MARRIOTT CENTER / PROVO, UTAH

Bellarmine - 59 **Record: 4-10**

NO. Name	Min	FG	3P	FT	Rebounds	Fouls	TP	AS	TO	ST	Blocks	+/-
		M/A	M/A	M/A	OR DR TOT	PF FD					BS BA	
12 Langdon Hatton	F 36:08	5-10	1-1	0-1	2 7 9	0 0	11	1	1	0	0	1 -29
4 Dezmond McKinney	G 27:02	2-4	0-0	2-2	0 0 0	1 1	6	1	3	1	0	1 -27
5 Peter Suder	G 27:44	2-8	0-3	2-2	0 1 1	1 2	6	7	3	2	0	0 -17
10 Garrett Tipton	G 31:48	8-12	3-6	2-2	2 2 2	2 2	21	3	2	1	0	0 -33
11 Billy Smith	G 28:54	1-6	0-3	0-0	1 1 1	1 1	2	0	1	0	0	1 -32
1 Landin Hacker	19:53	3-5	2-3	0-0	0 0 0	1 0	8	1	0	1	0	0 -32
33 Ben Johnson	22:36	2-6	1-3	0-0	1 1 2	0 0	5	2	0	0	0	2 -24
24 Eli Roberts	03:54	0-0	0-0	0-0	0 0 0	0 0	0	0	0	0	0	0 -33
55 Zac Jennings	02:01	0-0	0-0	0-0	1 1 1	0 0	0	0	0	0	0	0 -3
Team												
Totals		23-53	7-19	6-7	3 15 18	9 13	59	15	13	5	0	5 -42

Shooting By Period

1st FG%: 11-30 36.7%

3PT%: 4-12 33.3%

FT%: 2-2 100%

2nd FG%: 12-23 52.2%

3PT%: 3-7 42.9%

FT%: 4-5 80%

GM FG%: 23-53 43.4%

3PT%: 7-19 36.8%

FT%: 6-7 85.7%

Dead Ball Rebounds: 0, 1

BYU - 101 **Record: 11-1**

NO. Name	Min	FG	3P	FT	Rebounds	Fouls	TP	AS	TO	ST	Blocks	+/-
		M/A	M/A	M/A	OR DR TOT	PF FD					BS BA	
0 Noah Waterman	F 26:18	5-9	3-6	0-0	1 1 1	0 1	13	1	1	0	0	0 22
50 Aly Khalifa	C 15:35	3-5	3-5	0-0	1 3 4	1 0	9	4	0	0	0	0 0
20 Spencer Johnson	G 28:03	4-7	3-5	3-4	1 7 8	1 4	14	7	3	0	0	0 28
21 Trevin Knell	G 15:25	5-7	3-5	1-1	1 1 2	2 1	14	1	0	0	0	0 4
30 Dalin Hall	G 23:44	2-5	1-4	0-0	1 1 1	1 0	5	2	1	0	0	0 23
25 Dawson Baker	18:18	4-7	2-4	0-0	1 1 1	1 1	10	3	1	1	0	0 23
4 Atiki Ally Atiki	16:36	6-6	0-0	0-0	4 4 4	4 0	12	0	1	0	0	0 31
1 Trey Stewart	16:16	0-1	0-1	0-0	1 5 6	0 0	0	3	0	1	2	0 19
15 Richie Saunders	6:10	1-4	1-1	3 3 6	1 1 1	14 3	1	1	0	0	0	0 31
23 Marcus Adams Jr.	07:49	1-8	0-3	0-0	2 2 2	2 0	2	1	0	0	0	0 16
12 Townsend Tripple	03:00	3-3	0-0	0 0 3	0 3 0	6 0	0	0	0	0	0	0 6
24 Tanner Hayhurst	03:00	1-1	0-0	0-0	1 0 1	0 0	2	1	0	0	0	0 6
51 Jared McGregor	03:00	0-2	0-2	0-0	0 0 0	0 0	0	0	0	0	0	0 6
Team												
Totals		40-69	16-39	5-6	13 28 41	13 9	101	29	9	7	5	0 42

Shooting By Period

1st FG%: 16-33 48.5%

3PT%: 7-21 33.3%

FT%: 3-4 75%

2nd FG%: 24-36 66.7%

3PT%: 9-18 50.0%

FT%: 2-2 100%

GM FG%: 40-69 58.0%

3PT%: 16-39 41.0%

FT%: 5-6 83.3%

Dead Ball Rebounds: 1, 0

BYU LEADERS

Scoring Three Players (14)

Rebounds Johnson (8)

Assists Johnson (7)

Steals Johnson (3)

Blocks Atiki (3)

Turnovers Johnson (3)

+/- Saunders (+31)

BELLARMINE LEADERS

Scoring Tipton (21)

Rebounds Hatton (9)

Assists Suder (7)

Steals Suder (2)

Blocks None

Turnovers McKinney/Suder (3)

+/- Jennings (-3)

GAME 13 / #14 BYU, WYOMING
MARRIOTT CENTER / PROVO, UTAH

Wyoming - 68 **Record: 7-6**

NO. Name	Min	FG	3P	FT	Rebounds	Fouls	TP	AS	TO	ST	Blocks	+/-
		M/A	M/A	M/A	OR DR TOT	PF FD					BS BA	
33 Mason Walters	F 34:53	4-17	1-7	3-4	0 3 3	2 6	12	3	3	0	0	1 -13
44 Cadden Powell	F 25:03	2-3	0-0	6-8	1 1 2	2 6	10	1	2	0	0	0 -16
1 Brendan Wenzel	G 31:37	2-9	0-4	0-0	2 3 5	1 0	4	1	2	0	0	0 -28
3 Sam Griffin	G 35:02	10-14	3-3	2-2	0 5 5	0 2	25	5	1	3	0	0 -19
13 Akuel Kot	G 36:43	4-7	2-2	0-0	3 1 1	1 0	10	1	2	0	0	0 -19
15 Oleg Kojenets	14:57	2-7	0-0	0-1	2 3 5	2 2	4	0	1	1	1	1 -10
2 Kobe Newton	12:44	1-4	1-4	0-0	1 1 1	1 0	3	1	0	0	0	0 -10
5 Cam Manyawu	05:07	0-1	0-0	0-0	0 1 1	0 0	0	0	0	0	0	0 -13
11 Kael Combs	02:41	0-1	0-0	0-0	0 0 0	0 0	0	0	0	0	1	1 -2
24 Jacob Theodosiou	01:13	0-0	0-0	0-0	0 0 0	0 0	0	0	0	0	0	0 0
Team												
Totals		25-63	7-20	11-15	10 20 30	9 17	68	12	11	6	1	3 -26

Shooting By Period

1st FG%: 12-28 42.9%

3PT%: 2-7 28.6%

FT%: 7-9 77.8%

2nd FG%: 13-35 37.1%

3PT%: 5-13 38.5%

FT%: 4-6 66.7%

GM FG%: 25-63 39.7%

3PT%: 7-20 35.0%

FT%: 11-15 73.3%

Dead Ball Rebounds: 1, 0

BYU - 94 **Record: 12-1**

NO. Name	Min	FG	3P	FT	Rebounds	Fouls	TP	AS	TO	ST	Blocks	+/-
		M/A	M/A	M/A	OR DR TOT	PF FD					BS BA	
0 Noah Waterman	F 27:36	6-11	5-10	0-0	0 8 8	0 0	17	1	1	0	0	0 6
50 Aly Khalifa	C 16:28	3-5	2-3	1-2	3 2 5	2 1	9	8	1	0	0	0 8
20 Spencer Johnson	G 20:50	1-8	1-3	0-0	1 1 2	2 2	3	2	2	1	0	0 6
21 Trevin Knell	G 22:11	7-10	3-5	0-0	2 3 5	4 1	17	2	1	1	0	0 12
30 Dalin Hall	G 26:08	3-5	1-2	0-0	0 0 0	4 1	7	6	0	1	0	0 0
2 Jaxson Robinson	27:45	5-14	0-4	0-0	1 2 3	1 0	10	2	1	4	0	1 22
4 Atiki Ally Atiki	18:02	7-10	0-0	0-0	3 5 8	0 0	14	0	0	1	1	0 20
1 Trey Stewart	09:59	1-2	1-2	1-2	0 5 5	0 0	1	4	1	0	0	0 20
15 Richie Saunders	14:50	4-6	1-3	0-0	1 1 2	4 3	9	3	0	0	0	0 20
25 Dawson Baker	10:40	2-4	0-0	0-0	0 1 1	0 0	4	2	1	1	0	0 19
12 Townsend Tripple	03:04	0-0	0-0	0-0	2 2 0	0 0	0	0	1	0	0	0 2
24 Tanner Hayhurst	01:13	0-0	0-0	0-0	0 0 0	0 0	0	0	0	0	0	0 0
51 Jared McGregor	01:13	0-0	0-0	0-0	0 0 0	0 0	0	0	0	1	0	0 0
Team												
Totals		39-73	14-32	2-4	15 31 46	17 9	94	27	9	9	3	1 26

Shooting By Period

1st FG%: 18-36 50.0%

3PT%: 7-18 38.9%

FT%: 1-2 50%

2nd FG%: 21-37 56.8%

3PT%: 7-14 50.0%

FT%: 1-2 50%

GM FG%: 39-73 53.4%

3PT%: 14-32 43.8%

FT%: 2-4 50.0%

Dead Ball Rebounds: 1, 0

BYU LEADERS

Scoring Waterman/Knell (17)

Rebounds Waterman/Atiki (8)

Assists Khalifa (8)

Steals Robinson (4)

Blocks Stewart (2)

Turnovers Johnson (2)

+/- Robinson (+22)

WYOMING LEADERS

Scoring Griffin (25)

Rebounds Three Players (5)

Assists Griffin (5)

Steals Griffin (3)

Blocks Kojenets (1)

Turnovers Walters (3)

+/- Theodosiou (0)

GAME 14 / CINCINNATI 71, #12 BYU 60
MARRIOTT CENTER / PROVO, UTAH

Cincinnati - 71 **Record: 12-2 (0-2)**

NO. Name	Min	FG	3P	FT	Rebounds	Fouls	TP	AS	TO	ST	Blocks	+/-
		M/A	M/A	M/A	OR DR TOT	PF FD					BS BA	
30 Viktor Lakhin	F 28:51	6-12	2-4	3-6	2 5 7	0 3	17	2	3	1	0	0 14
41 Simas Lukosius	F 29:27	0-4	0-2	4-4	0 4 4	0 2	4	3	4	0	0	0 8
0 Dan Skillings Jr.	G 19:52	4-7	1-2	1-1	1 4 5	1 2	10	2	1	1	0	0 -3
1 Day Day Thomas	G 27:49	0-7	0-2	5-6	2 3 5	3 4	5	2	7	0	0	0 27
15 John Newman III	G 32:47	4-6	0-1	0-0	1 4 5	3 2	8	1	3	3	1	0 13
55 Aziz Bandaogo	22:17	4-5	1-1	3-4	0 10 10	3 2	12	1	0	0	1	0 12
33 Oly Ojiamuna	03:14	0-2	0-0	1 1 2	1 0 0	0 0	0	0	0	0	0	0 -3
2 Jazelle James	13:07	4-7	1-2	3-3	1 2 3	2 3	12	1	0	0	0	0 11
10 Josh Reed	17:19	1-2	1-1	0-0	1 1 1	0 0	3	0	0	1	2	0 5
13 Jamille Reynolds	05:17	0-2	0-0	0-0	0 0 0	1 1	0	1	0	1	0	1 -9
Team												
Totals		23-54	6-15	19-24	10 35 45	14 19	71	13	19	8	2	3 11

Shooting By Period

1st FG%: 7-25 28.0%

3PT%: 2-9 22.2%

FT%: 9-9 88.9%

2nd FG%: 16-29 55.2%

3PT%: 4-9 44.4%

FT%: 11-15 73.3%

GM FG%: 23-54 42.6%

3PT%: 6-15 40.0%

FT%: 19-24 79.2%

Dead Ball Rebounds: 1, 0

BYU - 60 **Record: 12-2 (0-1)**

NO. Name	Min	FG	3P	FT	Rebounds	Fouls	TP	AS	TO	ST	Blocks	+/-
		M/A	M/A	M/A	OR DR TOT	PF FD					BS BA	
0 Noah Waterman	F 29:13	3-12	1-9	0-0	2 6 8	1 1	7	1	1	0	0	1 -9
50 Aly Khalifa	C 18:11	0-1	0-0	0 0 4	1 0 0	6 3	2	1	0	0	0	0 -1
20 Spencer Johnson	G 23:26	3-9	0-3	0-0	3 3 1	3 6	2	0	2	0	1	0 0
21 Trevin Knell	G 29:29	9-16	5-14	0-2	3 1 4	1 2	27	1	2	1	0	0 -3
30 Dalin Hall	G 32:54	3-13	2-12	2-3	1 3 4	4 3	10	3	2	1	0	0 -4
2 Jaxson Robinson	27:05	2-7	1-5	0-0	2 2 2	2 1	5	1	1	1	0	0 -19
45 Fousseyni Traore	08:24	0-1	0-0	1-2	1 1 2	2 1	1	1	2	1	0	0 -4
15 Richie Saunders	13:03	1-5	0-2	0-1	2 2 4							

GAME 20 / #21 BYU 84, TEXAS 72
MARRIOTT CENTER / PROVO, UTAH

Texas - 72																
Record: 14-6 (3-4)																
NO. Name	Min	FG		3P		FT		Rebounds	Fouls	TP	AS	TO	Blocks	+/-		
		M/A	M/A	M/A	M/A	OR	DR								OR	DR
1 Dylan Dieu	F 27:11	8-16	1-2	2-6	2	5	7	4	5	19	2	1	1	1	2	0
23 Dillon Mitchell	F 28:24	2-4	0-0	0	5	5	1	2	6	3	0	1	0	0	0	7
3 Max Abmas	G 37:13	4-12	2-7	2-2	0	0	0	4	3	12	2	2	1	0	1	-14
4 Tyrese Hunter	G 36:36	4-7	2-4	0-0	1	2	3	3	1	10	6	2	2	0	1	-3
9 Ithiel Horton	G 12:38	1-3	1-2	0-0	0	0	0	1	3	2	0	0	0	0	0	-9
2 Chendall Weaver	25:13	5-9	1-1	4-4	5	5	2	3	15	0	0	2	0	2	-15	
30 Brock Cunningham	20:13	2-7	1-6	0-0	1	0	1	1	0	5	2	1	1	1	0	2
5 Kadin Shadrick	09:57	1-2	0-0	0-0	0	0	0	0	2	0	0	0	0	0	-12	
0 Chris Johnson	00:49	0-0	0-0	0-0	0	0	0	0	0	0	0	0	0	0	0	0
21 Zerik Onyema	01:46	0-1	0-0	0-0	0	0	0	1	0	0	1	0	0	0	-2	
Team								3	0	3						
Totals		27-61	8-22	10-16	12	12	24	16	15	72	17	7	8	2	7	-12
Technical Fouls: NONE																

Shooting By Period		
1st FG%	17.33	51.5%
3PT%	5.9	55.6%
FT%	2.4	50%
2nd FG%	10-28	35.7%
3PT%	3-13	23.1%
FT%	8-13	66.7%
GM FG%	27-61	44.3%
3PT%	8-22	36.4%
FT%	10-16	62.5%
Dead Ball Rebounds: 4, 0		

BYU - 84																
Record: 15-5 (3-4)																
NO. Name	Min	FG		3P		FT		Rebounds	Fouls	TP	AS	TO	Blocks	+/-		
		M/A	M/A	M/A	M/A	OR	DR								OR	DR
0 Noah Waterman	F 33:00	7-11	3-6	0-0	1	2	3	1	0	17	0	1	0	1	5	
50 Aly Khalifa	C 21:17	1-5	0-3	0-0	1	3	4	1	0	2	8	2	1	2	0	-3
2 Jaxson Robinson	G 35:59	9-11	1-2	0-1	0	2	2	3	2	17	1	2	0	3	0	9
20 Spencer Johnson	G 27:06	4-7	1-2	2-2	2	6	8	2	4	11	2	3	1	0	0	9
30 Dallin Hall	G 31:28	2-2	0-0	4-4	1	2	3	3	5	8	4	1	1	0	0	16
21 Trevin Knell	12:53	0-0	0-0	2-2	0	1	1	2	1	2	0	2	0	0	0	4
45 Fousseyni Traore	17:12	6-7	0-0	4-4	1	5	6	2	3	16	1	3	0	2	0	13
15 Richie Saunders	21:05	4-7	2-4	1-2	1	2	3	1	1	11	0	0	0	0	1	7
Team								1	1	2						
Totals		32-50	7-17	13-15	8	24	32	15	16	84	16	16	3	7	2	12
Technical Fouls: NONE																

Shooting By Period		
1st FG%	17.26	65.4%
3PT%	3-8	37.5%
FT%	7-9	77.8%
2nd FG%	15-24	62.5%
3PT%	4-9	44.4%
FT%	6-6	100%
GM FG%	32-50	64.0%
3PT%	7-17	41.2%
FT%	13-15	86.7%
Dead Ball Rebounds: 0, 0		

BYU LEADERS

- Scoring** Waterman/Robinson (17)
- Rebounds** Johnson (8)
- Assists** Khalifa (8)
- Steals** Three Players (1)
- Blocks** Robinson (3)
- Turnovers** Johnson/Traore (3)
- +/-** Hall (+16)

TEXAS LEADERS

- Scoring** Disu (19)
- Rebounds** Disu (7)
- Assists** Hunter (6)
- Steals** Hunter/Weaver (2)
- Blocks** Disu/Cunningham (1)
- Turnovers** Abmas/Hunte (2)
- +/-** Cunningham (+2)

GAME 21 / #22 BYU 86, WEST VIRGINIA 73
WVU COLISEUM / MORGANTOWN, WEST VIRGINIA

BYU - 86																
Record: 16-5 (4-4)																
NO. Name	Min	FG		3P		FT		Rebounds	Fouls	TP	AS	TO	Blocks	+/-		
		M/A	M/A	M/A	M/A	OR	DR								OR	DR
0 Noah Waterman	F 16:24	0-1	0-1	0-0	0	2	2	1	0	0	0	0	0	0	-1	
45 Fousseyni Traore	F 31:17	10-15	0-0	4-4	6	3	9	3	4	24	3	1	1	2	0	22
2 Jaxson Robinson	G 33:34	4-11	4-9	0-0	0	4	2	1	2	1	2	1	1	0	1	15
20 Spencer Johnson	G 31:51	6-15	3-11	0-0	1	3	4	2	1	15	0	1	2	0	0	6
30 Dallin Hall	G 35:07	3-6	1-4	1-2	0	5	5	1	3	8	12	1	0	0	0	14
15 Richie Saunders	20:20	6-10	4-6	1-1	1	3	4	1	1	17	0	0	0	0	1	3
21 Trevin Knell	23:20	3-7	1-5	2-3	0	5	5	0	2	9	3	0	0	1	0	13
4 Atki Ally Atki	08:07	0-1	0-0	1-4	1	1	2	3	2	1	0	3	0	0	0	-7
Team								0	0	0						
Totals		32-66	13-36	9-14	9	26	35	13	13	86	19	8	4	4	2	13
Technical Fouls: NONE																

Shooting By Period		
1st FG%	15.35	42.9%
3PT%	5-17	29.4%
FT%	3-6	50%
2nd FG%	17-31	54.8%
3PT%	8-19	42.1%
FT%	6-8	75%
GM FG%	32-66	48.5%
3PT%	13-36	36.1%
FT%	9-14	64.3%
Dead Ball Rebounds: 3, 3		

West Virginia - 73																
Record: 9-14 (3-6)																
NO. Name	Min	FG		3P		FT		Rebounds	Fouls	TP	AS	TO	Blocks	+/-		
		M/A	M/A	M/A	M/A	OR	DR								OR	DR
11 Quinn Slazinski	F 26:04	2-11	0-4	0-0	0	0	0	1	1	4	2	0	1	0	-21	
7 Jesse Edwards	C 23:08	7-9	0-0	2-5	2	5	7	3	5	16	2	0	1	2	0	-5
2 Kobe Johnson	G 17:10	0-2	0-1	0-0	0	0	0	1	0	0	0	0	0	0	0	0
3 Keri Kriisa	G 35:35	8-14	5-10	2-2	0	5	5	2	3	23	4	2	2	0	0	-15
21 RasQuan Battle	G 30:30	5-15	2-7	2-2	1	3	4	2	2	14	0	1	0	0	1	-12
24 Pat Suemick	16:52	2-3	0-0	0-0	2	4	6	1	4	0	0	0	0	0	0	-8
1 Noah Farrakhan	22:14	1-5	0-1	0-0	2	2	4	1	0	2	3	2	0	0	0	-2
14 Seth Wilson	14:31	1-3	0-2	0-0	0	2	2	1	0	2	1	0	0	0	0	-10
22 Josiah Harris	13:56	2-4	1-3	3-3	1	5	6	1	1	8	1	1	0	0	0	8
Team								1	0	1						
Totals		28-66	8-28	9-12	9	26	35	13	13	73	13	9	4	2	4	-13
Technical Fouls: NONE																

Shooting By Period		
1st FG%	11.29	37.9%
3PT%	3-15	20.0%
FT%	0-1	0%
2nd FG%	15-29	51.7%
3PT%	5-13	38.5%
FT%	9-11	81.8%
GM FG%	28-66	42.4%
3PT%	8-28	28.6%
FT%	9-12	75.0%
Dead Ball Rebounds: 3, 1		

BYU LEADERS

- Scoring** Traore (24)
- Rebounds** Traore (9)
- Assists** Hall (12)
- Steals** Johnson (2)
- Blocks** Traore (2)
- Turnovers** Atiki (3)
- +/-** Traore (+22)

WEST VIRGINIA LEADERS

- Scoring** Kriisa (23)
- Rebounds** Edwards (7)
- Assists** Kriisa (4)
- Steals** Kriisa (2)
- Blocks** Edwards (2)
- Turnovers** Johnson (3)
- +/-** Harris (+8)

GAME 22 / OKLAHOMA 82, NO. 21 BYU 66
LLOYD NOBLE CENTER / NORMAN, OKLAHOMA

BYU - 66																
Record: 16-6 (4-5)																
NO. Name	Min	FG		3P		FT		Rebounds	Fouls	TP	AS	TO	Blocks	+/-		
		M/A	M/A	M/A	M/A	OR	DR								OR	DR
0 Noah Waterman	F 21:55	1-5	1-5	0-0	2	6	8	4	0	3	1	3	0	0	0	-6
45 Fousseyni Traore	F 29:16	9-17	0-0	3-4	3	5	1	5	21	1	1	0	0	0	-3	
2 Jaxson Robinson	G 34:13	2-7	1-4	3-3	0	5	5	3	3	8	1	1	0	1	0	-10
20 Spencer Johnson	G 31:26	3-9	2-6	2-3	2	2	4	2	4	10	4	1	0	0	0	-18
30 Dallin Hall	G 33:45	5-14	4-7	3-4	0	3	3	4	2	17	5	0	0	0	0	-12
4 Atki Ally Atki	07:30	2-2	0-0	1-2	1	1	2	4	1	5	0	1	0	0	0	-7
15 Richie Saunders	18:36	1-8	0-2	0-1	3	3	0	2	0	0	0	0	0	1	-11	
21 Trevin Knell	23:19	0-2	0-2	0-0	0	2	2	1	2	0	0	0	0	0	-13	
Team								0	0	0						
Totals		23-64	8-26	11-16	9	23	32	22	17	66	12	8	5	1	1	-16
Technical Fouls: NONE																

Shooting By Period		
1st FG%	13.32	40.6%
3PT%	5-11	45.5%
FT%	3-4	75%
2nd FG%	10-32	31.3%
3PT%	3-15	20.0%
FT%	9-12	75%
GM FG%	23-64	35.9%
3PT%	3-15	20.0%
FT%	8-26	30.8%
FT%	12-16	75.0%
Dead Ball Rebounds: 6, 4		

Oklahoma - 82														
Record: 17-6 (5-5)														
NO. Name	Min	FG		3P		FT		Rebounds	Fouls	TP	AS	TO	Blocks	+/-
		M/A	M/A	M/A	M/A	OR	DR							
10 Sam Godwin	F 19:05	2-3	0-0</											

GAME 24 / NO. 19 BYU 90, UCF 88
MARRIOTT CENTER / PROVO, UTAH

UCF - 88		Record: 13-10 (4-7)																													
NO. Name	Min	FG	3P	FT	Rebounds	Fouls	TP	AS	TO	ST	Blocks	+/-	Shooting By Period																		
		Min	MA	MA	OR	DR	PF	FD			BS	BA		1st FG%	1st 3PT%	1st FT%	2nd FG%	2nd 3PT%	2nd FT%	GM FG%	GM 3PT%	GM FT%	Dead Ball Rebounds: 5, 0								
11 Ibrahim Diallo	F	18:43	1-4	0-0	0-0	1-2	3	0	2	1	1	0	-9	3PT%	0-6	0.0%	FT%	4-7	57.1%	GM FG%	34-67	50.7%	3PT%	6-22	27.3%	FT%	14-26	53.8%			
21 C.J. Walker	F	21:54	2-4	0-1	0-3	0	3	3	2	4	0	1	0	1st FG%	11-27	40.7%	3PT%	0-5	0.0%	FT%	11-27	40.7%	3PT%	0-5	0.0%	FT%	11-27	40.7%	3PT%	0-5	0.0%
2 Sheramir Allen	G	22:52	4-8	0-1	1-4	2	1	3	4	3	9	1	2	2	2	0	0	0	0	0	0	0	0	0	0	0	0	0	0	0	
3 Darius Johnson	G	24:21	6-11	2-4	6-6	0	1	1	5	3	20	3	1	3	3	0	0	0	0	0	0	0	0	0	0	0	0	0	0	0	
24 Jaylin Sellers	G	33:32	7-17	2-8	1-2	1	2	2	3	17	2	0	1	0	0	0	0	0	0	0	0	0	0	0	0	0	0	0	0	0	
1 Antwan Jones		18:29	3-6	0-1	0-1	0	1	1	1	1	6	2	1	1	1	0	0	0	0	0	0	0	0	0	0	0	0	0	0	0	
13 Marchellus Avery		10:00	2-3	0-1	1-2	1	1	2	1	1	5	2	1	1	0	0	0	0	0	0	0	0	0	0	0	0	0	0	0	0	
5 Omar Payne		14:21	3-4	0-1	1-2	1	5	6	4	2	7	0	1	0	2	0	0	0	0	0	0	0	0	0	0	0	0	0	0	0	
22 Nils Machowski		16:23	4-7	2-5	1-2	1	2	1	3	3	2	1	1	0	2	0	0	0	0	0	0	0	0	0	0	0	0	0	0	0	
12 DeMarr Langford Jr.		12:27	2-3	0-0	3-4	1	0	1	0	2	7	0	0	0	0	0	0	0	0	0	0	0	0	0	0	0	0	0	0	0	
31 Thierno Sylla		06:59	0-0	0-0	0-0	0	1	2	0	0	0	0	0	0	0	0	0	0	0	0	0	0	0	0	0	0	0	0	0	0	
Team																															
Totals		34:67	6:22	14:26	12	20	32	27	19	88	12	9	10	5	2	-2	Technical Fouls: NONE														

BYU - 90		Record: 18-6 (5-5)																																	
NO. Name	Min	FG	3P	FT	Rebounds	Fouls	TP	AS	TO	ST	Blocks	+/-	Shooting By Period																						
		Min	MA	MA	OR	DR	PF	FD			BS	BA		1st FG%	1st 3PT%	1st FT%	2nd FG%	2nd 3PT%	2nd FT%	GM FG%	GM 3PT%	GM FT%	Dead Ball Rebounds: 3, 0												
0 Noah Waterman	F	31:52	3-5	2-4	9-10	1	8	9	3	8	17	1	0	1	1	0	0	0	0	0	0	0	0	0	0	0	0	0	0	0					
50 Aly Khalifa	C	22:27	2-5	0-1	4-4	0	1	1	3	2	8	1	4	0	0	2	11	1st FG%	5-15	33.3%	3PT%	1-4	25.0%	FT%	11-20	55.0%	2nd FG%	11-20	55.0%	3PT%	3-8	37.5%	FT%	17-24	70.8%
20 Spencer Johnson	G	28:25	2-9	0-3	2-2	3	5	3	1	1	6	4	4	1	0	1	8	2nd FG%	3-7	42.9%	3PT%	2-8	25.0%	FT%	10-13	76.9%	GM FG%	21-47	44.7%	3PT%	6-23	26.1%	FT%	40-46	87.0%
21 Trevin Knell	G	27:18	3-7	1-5	10-13	0	4	4	6	17	0	1	0	0	0	0	10	FT%	26-31	83.9%	3PT%	2-6	33.3%	FT%	10-13	76.9%	GM FG%	21-47	44.7%	3PT%	6-23	26.1%	FT%	40-46	87.0%
30 Dallin Hall	G	27:58	4-6	1-3	1-1	1	4	5	3	1	10	5	1	1	0	0	0	0	0	0	0	0	0	0	0	0	0	0	0	0	0				
2 Jaxson Robinson		25:50	3-7	3-5	12-13	1	1	2	1	7	21	0	2	1	0	0	-17	GM FG%	21-47	44.7%	3PT%	6-23	26.1%	FT%	10-13	76.9%	GM FG%	21-47	44.7%	3PT%	6-23	26.1%	FT%	40-46	87.0%
45 Fousseyni Traore		11:07	0-2	0-0	2-2	1	1	2	1	1	2	0	3	0	0	1	-1	3PT%	6-23	26.1%	FT%	10-13	76.9%	GM FG%	21-47	44.7%	3PT%	6-23	26.1%	FT%	40-46	87.0%			
1 Trey Stewart		09:28	0-1	0-1	0-0	0	1	1	1	0	0	0	0	0	0	5	FT%	40-46	87.0%	3PT%	6-23	26.1%	FT%	10-13	76.9%	GM FG%	21-47	44.7%	3PT%	6-23	26.1%	FT%	40-46	87.0%	
15 Richie Saunders		10:25	2-3	1-1	0-0	0	1	1	1	0	5	0	0	0	0	-2	GM FG%	21-47	44.7%	3PT%	6-23	26.1%	FT%	10-13	76.9%	GM FG%	21-47	44.7%	3PT%	6-23	26.1%	FT%	40-46	87.0%	
4 Atki Ally Atki		05:10	2-2	0-0	0-1	0	0	0	1	1	4	0	2	0	0	-4	FT%	40-46	87.0%	3PT%	6-23	26.1%	FT%	10-13	76.9%	GM FG%	21-47	44.7%	3PT%	6-23	26.1%	FT%	40-46	87.0%	
Team																																			
Totals		21:47	5:23	40:46	9	28	37	19	27	90	12	17	4	2	5	2	Technical Fouls: NONE																		

BYU LEADERS

- Robinson (21)
- Waterman (9)
- Hall (5)
- Four Players (1)
- Hall/Waterman (1)
- Khalifa/Johnson (4)
- Khalifa (+11)

UCF LEADERS

- Johnson (20)
- Payne (6)
- Johnson (3)
- Johnson (3)
- Walker/Payne (2)
- Allen (2)
- Jones (+15)

GAME 26 / NO. 25 BYU 78, NO. 11 BAYLOR 71
MARRIOTT CENTER / PROVO, UTAH

BYU - 71		Record: 19-7 (8-5)																																	
NO. Name	Min	FG	3P	FT	Rebounds	Fouls	TP	AS	TO	ST	Blocks	+/-	Shooting By Period																						
		Min	MA	MA	OR	DR	PF	FD			BS	BA		1st FG%	1st 3PT%	1st FT%	2nd FG%	2nd 3PT%	2nd FT%	GM FG%	GM 3PT%	GM FT%	Dead Ball Rebounds: 1, 0												
11 Jalen Bridges	F	32:36	6-12	3-8	0-0	3	5	8	0	2	15	0	1	1	1	-6	1st FG%	13-21	61.9%	3PT%	4-16	25.0%	FT%	4-6	66.7%	2nd FG%	4-16	25.0%	3PT%	4-16	25.0%	FT%	4-6	66.7%	
21 Yves Missi	F	25:06	5-6	0-0	3-4	1	6	7	3	13	0	2	0	1	0	-2	1st FG%	13-21	61.9%	3PT%	4-16	25.0%	FT%	4-6	66.7%	2nd FG%	4-16	25.0%	3PT%	4-16	25.0%	FT%	4-6	66.7%	
2 Jayden Nunn	G	25:03	3-6	1-2	2-2	0	1	1	5	2	9	0	1	1	0	0	5	1st FG%	13-21	61.9%	3PT%	4-16	25.0%	FT%	4-6	66.7%	2nd FG%	4-16	25.0%	3PT%	4-16	25.0%	FT%	4-6	66.7%
4 Ja'Kobe Walter	G	31:12	3-9	0-3	7-9	1	2	3	2	4	13	0	1	0	0	1	0	0	0	0	0	0	0	0	0	0	0	0	0	0	0	0	0		
10 Ray J Dennis	G	38:56	2-8	0-4	2-2	1	1	2	1	2	6	6	2	2	0	-5	1st FG%	13-21	61.9%	3PT%	4-16	25.0%	FT%	4-6	66.7%	2nd FG%	4-16	25.0%	3PT%	4-16	25.0%	FT%	4-6	66.7%	
13 Langston Love		14:20	1-2	1-2	0-1	0	2	2	1	1	3	0	0	1	0	0	-9	1st FG%	13-21	61.9%	3PT%	4-16	25.0%	FT%	4-6	66.7%	2nd FG%	4-16	25.0%	3PT%	4-16	25.0%	FT%	4-6	66.7%
15 Josh Ojjarwuna		14:54	2-3	0-0	0-0	1	3	4	1	1	4	0	1	0	0	-5	1st FG%	13-21	61.9%	3PT%	4-16	25.0%	FT%	4-6	66.7%	2nd FG%	4-16	25.0%	3PT%	4-16	25.0%	FT%	4-6	66.7%	
33 Caleb Lotner		07:52	1-2	1-1	0-0	0	0	0	3	0	2	0	1	0	0	-1	1st FG%	13-21	61.9%	3PT%	4-16	25.0%	FT%	4-6	66.7%	2nd FG%	4-16	25.0%	3PT%	4-16	25.0%	FT%	4-6	66.7%	
1 Miro Little		10:01	2-3	0-0	2-3	0	1	1	2	2	6	0	0	0	0	-12	1st FG%	13-21	61.9%	3PT%	4-16	25.0%	FT%	4-6	66.7%	2nd FG%	4-16	25.0%	3PT%	4-16	25.0%	FT%	4-6	66.7%	
Team																																			
Totals		25-51	5:20	16:21	7	23	30	17	17	71	8	9	5	2	3	-7	Technical Fouls: NONE																		

BYU LEADERS

- Robinson (16)
- Johnson (9)
- Hall/Khalifa (7)
- Three Players (1)
- Three Players (1)
- Seven Players (1)
- Khalifa/Johnson (+13)

BAYLOR LEADERS

- Bridges (15)
- Bridges (8)
- Dennis (8)
- Dennis (2)
- Bridges/Missi (1)
- Missi/Dennis (2)
- Nunn (+5)

GAME 25 / OKLAHOMA STATE 93, NO. 19 BYU 83
GALLAGHER-IBA ARENA / STILLWATER, OKLAHOMA

BYU - 83		Record: 18-7 (6-5)																																	
NO. Name	Min	FG	3P	FT	Rebounds	Fouls	TP	AS	TO	ST	Blocks	+/-	Shooting By Period																						
		Min	MA	MA	OR	DR	PF	FD			BS	BA		1st FG%	1st 3PT%	1st FT%	2nd FG%	2nd 3PT%	2nd FT%	GM FG%	GM 3PT%	GM FT%	Dead Ball Rebounds: 0, 0												
0 Noah Waterman	F	26:58	2-5	1-4	2-2	1	4	5	1	9	21	2	1	2	1	0	-18	1st FG%	13-33	39.4%	3PT%	2-16	12.5%	FT%	6-7	85.7%	2nd FG%	16-38	42.1%	3PT%	6-18	33.3%	FT%	7-8	87.5%
50 Aly Khalifa	C	16:32	2-7	0-2	0-0	1	2	3	0	4	1	1	0	1	1	-5	1st FG%	13-33	39.4%	3PT%	2-16														

GAME 28 / BYU 76, NO. 7 KANSAS 68
ALLEN FIELDHOUSE / LAWRENCE, KANSAS

BYU - 76															Record: 20-8 (8-7)				
NO.	Name	Min	FG	3P	FT	Rebounds	Fouls	TP	AS	TO	ST	Blocks	BS	BA	+/-				
			M/A	M/A	M/A	OR DR TOT	PF	FD				BS	BA						
0	Noah Waterman	F 23:06	2-4	2-3	3-4	1 5 6	4 3 9	0	0	0	0	2	0	0	-3				
50	Aly Khalifa	C 16:49	1-5	1-3	3-4	2 2 2	2 2 6	1	0	1	0	1	0	0	-13				
20	Spencer Johnson	G 28:46	2-7	1-4	2-2	0 4 5	3 1 7	1	1	1	4	0	1	5					
21	Trevin Knell	G 22:11	2-7	1-5	2-3	0 2 2	4 2 7	0	0	1	0	0	0	-3					
30	Dalhin Hall	G 26:13	5-8	3-6	5-6	2 2 4	5 5 18	3	0	1	0	0	2						
2	Jaxson Robinson	30:53	6-15	4-9	2-2	0 3 3	3 1 18	0	2	0	0	0	1	17					
45	Fousseyni Traore	22:53	2-3	0-0	2-2	1 6 7	2 2 6	5	3	0	0	0	1	-13					
15	Richie Saunders	22:34	2-7	1-4	0-1	1 3 4	1 1 5	0	1	1	0	0	0	19					
1	Trey Stewart	06:36	0-0	0-0	0-0	0 2 2	0 0 0	0	0	0	0	0	0	-3					
Team						0 2 2	0 1 0	0	0	0	0	0	0						
Totals			22-56	13-34	19-24	6 31 37	25 17 76	11 7 8	2 3 8										

Shooting By Period		
1st FG%	9-30	30.0%
3PT%	6-19	31.6%
FT%	5-7	71.4%
2nd FG%	13-26	50.0%
3PT%	7-15	46.7%
FT%	14-17	82.4%
GM FG%	22-56	39.3%
3PT%	13-34	38.2%
FT%	18-24	75.0%

Dead Ball Rebounds: 3, 0

Kansas - 68															Record: 21-7 (9-6)				
NO.	Name	Min	FG	3P	FT	Rebounds	Fouls	TP	AS	TO	ST	Blocks	BS	BA	+/-				
			M/A	M/A	M/A	OR DR TOT	PF	FD				BS	BA						
24	KJ Adams, Jr.	F 33:47	5-13	0-0	1-2	2 3 5	4 4 11	2	1	2	2	2	1	-9					
1	Hunter Dickinson	C 30:24	5-10	1-1	6-15	4 7 11	3 9 17	1	2	0	1	0	0	-8					
3	Dajuan Harris Jr.	G 34:30	4-9	0-2	4-6	1 1 2	2 2 12	6	4	1	0	0	0	-4					
10	Johnny Furphy	G 30:48	4-12	0-5	2-2	1 8 9	4 3 10	2	0	1	1	0	1	-5					
25	Nicolas Timberlake	G 32:34	1-9	1-6	0-5	0 5 5	1 2 9	1	1	1	0	0	0	-8					
13	Jamari McDowell	13:20	1-1	0-0	0-1	1 0 1	1 0 3	1	0	0	0	0	0	-9					
13	Elmarko Jackson	13:28	1-3	0-0	0-0	1 1 1	1 1 2	1	1	0	0	0	0	2					
23	Parker Braun	10:53	2-2	0-0	0-0	2 2 2	1 4 0	0	0	0	0	0	0	1					
14	Patrick Cassidy	00:17	0-0	0-0	0-0	0 0 0	0 0 0	0	0	0	0	0	0	0					
Team						2 2 4	0 1 1	0	0	0	0	0	0						
Totals			23-59	3-15	19-31	10 30 40	18 23 68	14 11 5	3 2 8										

Shooting By Period		
1st FG%	15-30	50.0%
3PT%	1-5	20.0%
FT%	4-7	57.1%
2nd FG%	8-29	27.6%
3PT%	2-10	20.0%
FT%	15-24	62.5%
GM FG%	23-59	39.0%
3PT%	3-15	20.0%
FT%	19-31	61.3%

Dead Ball Rebounds: 7, 0

- BYU LEADERS**
- Scoring: Robinson/Hall (18)
 - Rebounds: Traore (7)
 - Assists: Traore (5)
 - Steals: Johnson (4)
 - Blocks: Waterman (2)
 - Turnovers: Traore (3)
 - +/-: Traore/Saunders (+19)

- KANSAS LEADERS**
- Scoring: Dickinson (17)
 - Rebounds: Dickinson (11)
 - Assists: Harris Jr. (6)
 - Steals: Adams Jr. (2)
 - Blocks: Adams Jr. (2)
 - Turnovers: Harris Jr. (4)
 - +/-: Jackson (+2)

GAME 29 / BYU 87, TCU 75
MARRIOTT CENTER / PROVO, UTAH

BYU - 87															Record: 19-10 (8-8)				
NO.	Name	Min	FG	3P	FT	Rebounds	Fouls	TP	AS	TO	ST	Blocks	BS	BA	+/-				
			M/A	M/A	M/A	OR DR TOT	PF	FD				BS	BA						
2	Emanuel Miller	F 34:12	6-13	1-2	2-2	3 6 9	0 3 15	2	1	0	0	0	0	-9					
12	Xavier Cook	F 15:08	2-7	0-0	0-0	4 2 6	1 1 4	0	1	0	0	0	0	-2					
0	Micah Peavy	G 25:44	3-9	1-2	0-0	1 1 2	3 0 1	7	1	3	1	0	1	-9					
3	Avery Anderson III	G 20:53	1-8	1-3	3-4	0 6 6	1 2 6	2	1	2	1	1	1	-7					
4	Jameer Nelson Jr.	G 28:02	6-10	0-0	2-3	0 2 2	4 3 14	5	0	1	0	0	0	-4					
44	Essam Mostafa	12:23	0-2	0-0	0-0	3 0 3	2 1 0	0	0	0	0	0	0	-10					
11	Trevan Tenyson	29:08	4-10	3-5	1-1	1 2 3	2 3 12	2	1	0	0	1	0	-13					
5	Cluck O'Bannon	19:03	3-6	1-2	1-1	0 0 0	3 3 8	1	0	1	0	0	0	8					
21	Jakobe Coles	15:28	4-6	1-2	0-0	1 3 4	3 0 9	0	0	0	1	2	0	-14					
Team						1 2 3	0 0 2	0	0	0	0	0	0						
Totals			29-71	8-16	9-11	14 24 38	19 16 75	13 9	6 3 6										

Shooting By Period		
1st FG%	16-34	47.1%
3PT%	7-10	70.0%
FT%	7-9	77.8%
2nd FG%	13-37	35.1%
3PT%	1-6	16.7%
FT%	2-2	100%
GM FG%	29-71	40.8%
3PT%	8-16	50.0%
FT%	9-11	81.8%

Dead Ball Rebounds: 1, 0

TCU - 75															Record: 21-8 (9-7)				
NO.	Name	Min	FG	3P	FT	Rebounds	Fouls	TP	AS	TO	ST	Blocks	BS	BA	+/-				
			M/A	M/A	M/A	OR DR TOT	PF	FD				BS	BA						
0	Noah Waterman	F 18:09	2-5	0-2	0-1	2 2 4	0 1 4	0	3	0	0	2	1	-11					
50	Aly Khalifa	C 17:07	0-3	0-3	0-0	0 3 3	2 1 0	5	0	0	0	0	0	-1					
20	Spencer Johnson	G 31:57	4-8	0-2	2-3	0 4 4	4 3 10	3	2	0	0	0	0	23					
21	Trevin Knell	G 20:46	7-13	4-10	2-2	1 1 2	2 2 20	1	1	0	0	1	0	-2					
30	Dalhin Hall	G 34:44	4-7	3-5	1-3	1 5 6	2 5 12	7	1	1	0	0	0	19					
2	Jaxson Robinson	27:10	3-9	1-5	2-2	0 1 1	0 1 9	1	1	1	0	2	0	1					
15	Richie Saunders	23:49	4-5	1-1	2-2	3 4 7	4 1 11	2	1	0	0	0	0	19					
45	Fousseyni Traore	22:41	8-11	0-0	5-8	1 6 7	0 5 21	0	1	1	1	1	1	14					
1	Trey Stewart	03:29	0-0	0-0	0-0	0 0 0	2 0 0	0	0	0	0	0	0	-2					
4	Atki Aly Atki	00:08	0-0	0-0	0-0	0 0 0	0 0 0	0	0	0	0	0	0	0					
Team						2 3 5	0 0 1	0	0	0	0	0	0						
Totals			32-61	9-28	14-21	10 29 39	16 19 87	19 11	2 6 3										

Shooting By Period		
1st FG%	12-30	40.0%
3PT%	1-13	7.7%
FT%	4-9	44.4%
2nd FG%	20-31	64.5%
3PT%	8-15	53.3%
FT%	10-12	83.3%
GM FG%	32-61	52.5%
3PT%	9-28	32.1%
FT%	14-21	66.7%

Dead Ball Rebounds: 2, 0

- BYU LEADERS**
- Scoring: Traore (21)
 - Rebounds: Traore/Saunders (7)
 - Assists: Hall (7)
 - Steals: Hall/Traore (1)
 - Blocks: Waterman/Robinson (2)
 - Turnovers: Waterman (3)
 - +/-: Johnson (+23)

- TCU LEADERS**
- Scoring: Miller (15)
 - Rebounds: Miller (9)
 - Assists: Nelson Jr. (5)
 - Steals: Anderson III (2)
 - Blocks: Coles (2)
 - Turnovers: Peavy (3)
 - +/-: O'Bannon (+8)

GAME 30 / BYU 87, TCU 75
HILTON COLISEUM / AMES, IOWA

BYU - 83															Record: 21-9 (9-8)				
NO.	Name	Min	FG	3P	FT	Rebounds	Fouls	TP	AS	TO	ST	Blocks	BS	BA	+/-				
			M/A	M/A	M/A	OR DR TOT	PF	FD				BS	BA						
0	Noah Waterman	F 18:24	1-3	1-1	0-0	1 3 4	0 1 3	0	3	1	3	1	0	-4					
50	Aly Khalifa	C 22:13	1-6	1-6	0-0	5 5 3	3 0 3	6	1	0	2	0	0	-7					
20	Spencer Johnson	G 23:30	3-7	0-3	1-2	3 8 11	3 1 7	1	3	1	0	0	0	-6					
21	Trevin Knell	G 27:47	1-5	1-4	3-4	0 3 3	3 2 6	1	0	1	0	0	0	-5					
30	Dalhin Hall	G 34:21	2-9	1-5	2-4	2 2 4	3 3 7	3	3	3	1	0	1	-17					
2	Jaxson Robinson	24:30	4-8	1-4	2-2	0 1 1	0 2 11	1	3	1	0	0	0	-1					
15	Richie Saunders	26:02	7-12	3-6	3-3	0 3 3	2 2 20	0	0	0	0	0	0	8					
45	Fousseyni Traore	17:45	3-6	0-0	1-1	6 5 11	4 1 6	1	4	0	0	0	0	12					
1	Trey Stewart	05:28	0-0	0-0	0-0	0 1 1	0 0 0	0	0	0	0	0	0	0					
Team						2 0 2	0 0 0	0	0	0	0	0	0						
Totals			22-56	8-29	11-16	14 31 45	18 12 63	13 17 5	8 4 4										

Shooting By Period		
1st FG%	15-36	41.7%
3PT%	6-14	42.9%
FT%	2-4	50%
2nd FG%	7-30	23.3%
3PT%	2-15	13.3%
FT%	9-12	75%
GM FG%	22-56	39.3%
3PT%	8-29	27.6%
FT%	11-16	68.8%

Dead Ball Rebounds: 3, 0

Iowa State - 68															Record: 24-6 (13-4)				
NO.	Name	Min	FG	3P	FT	Rebounds	Fouls	TP	AS	TO	ST	Blocks	BS	BA	+/-				
			M/A	M/A	M/A	OR DR TOT	PF	FD				BS	BA						
0	Tre King	F 23:37	3-9	0-1	0-0	4 2 6	1 0 6	2	0	0	0	0	0	6					
12	Robert Jones	F 22:52	3-8	0-0	1-4	1 3 4	1 2 7	2	0	1	2	1	3						
2																			

GAME 32 / BYU 87, UCF 73
T-MOBILE CENTER / KANSAS CITY, MISSOURI

UCF - 73 Record: 17-15

NO.	Name	Min	FG		3P		FT		Rebounds		Fouls		TP	AS	TO	Blocks		+/-
			M/A	A/A	M/A	A/A	O/R	D/R	TOT	P/F	F/D	BS				BA		
11	Ibrahima Diallo	F 15:30	0-3	0-0	0-0	0-0	0-0	0-0	3-1	0-1	1-1	1-1	0-1	1-1	1-0	0-1	-1	
21	C.J. Walker	F 27:58	4-6	1-1	0-0	0-2	2-2	1-1	9-0	1-1	0-0	1-1	0-0	1-0	0-1	-21		
2	Shemarri Allen	G 31:35	1-4	0-1	3-6	3-6	9-3	6-5	3-1	1-1	0-0	-17						
3	Darius Johnson	G 37:35	12-22	6-8	2-2	1-2	3-3	32-3	1-4	0-0	-9							
24	Jaylin Sellers	G 32:47	4-14	1-6	3-6	2-3	5-2	6-12	0-1	0-1	3-3	-17						
5	Omar Payne	02:54	0-0	0-0	0-0	0-0	0-0	0-0	0-0	0-0	-10							
31	Thierno Sylla	18:11	0-6	0-3	2-2	4-2	6-2	1-2	0-1	1-1	0-6							
1	Antwain Jones	25:10	5-11	1-3	2-2	1-5	6-3	13-1	1-1	0-0	8							
13	Marchelus Avery	08:20	0-1	0-0	0-0	2-2	0-0	0-0	0-0	0-0	3							
Team						3-2	5-0	0-0										
Totals		26-67	9-22	12-18	14-24	38-19	19-19	73-8	7-8	3-4	-14							

Shooting By Period

1st FG% 13-36 36.1%

3PT% 3-9 33.3%

FT% 9-10 90%

2nd FG% 13-31 41.9%

3PT% 6-13 46.2%

FT% 3-8 37.5%

GM FG% 26-67 38.8%

3PT% 9-22 40.9%

FT% 12-18 66.7%

Dead Ball Rebounds: 2, 0

BYU - 87 Record: 23-9

NO.	Name	Min	FG		3P		FT		Rebounds		Fouls		TP	AS	TO	Blocks		+/-
			M/A	A/A	M/A	A/A	O/R	D/R	TOT	P/F	F/D	BS				BA		
0	Noah Waterman	F 29:22	4-6	1-3	0-0	0-5	5-3	1-9	1-0	0-1	0-15							
50	Aly Khalifa	C 17:25	2-6	2-4	2-2	0-0	0-1	1-1	8-5	0-0	1-25							
20	Spencer Johnson	G 35:42	2-7	1-5	4-4	1-7	8-2	5-9	7-4	1-0	1-14							
21	Trevin Knell	G 22:33	3-5	2-2	4-5	0-5	5-2	3-12	0-0	0-1	10							
30	Dalín Hall	G 27:14	4-10	3-7	2-2	0-3	3-1	13-4	2-0	0-0	21							
2	Jaxson Robinson	24:18	2-8	2-5	2-2	0-1	2-0	8-0	1-0	0-0	-5							
15	Richie Saunders	20:45	4-6	3-4	2-4	1-3	4-3	2-13	0-0	0-0	6							
45	Fousseyni Traore	20:23	4-5	0-0	6-8	4-6	10-2	4-14	1-2	1-3	0-12							
1	Trey Stewart	02:18	0-0	0-0	1-2	0-0	0-1	1-0	0-0	0-0	-4							
Team					1-1	2-0	0-1											
Totals		25-53	14-30	23-29	7-31	38-19	18-87	18-10	2-4	3-14								

Shooting By Period

1st FG% 12-25 48.0%

3PT% 7-15 46.7%

FT% 16-19 84.2%

2nd FG% 13-28 46.4%

3PT% 7-15 46.7%

FT% 7-10 70%

GM FG% 25-53 47.2%

3PT% 14-30 46.7%

FT% 23-29 79.3%

Dead Ball Rebounds: 3, 0

Technical Fouls: BENCH 1ST: 22

Technical Fouls: NONE

	BYU LEADERS	UCF LEADERS
Scoring	Traore (14)	Johnson (32)
Rebounds	Traore (10)	Allen (9)
Assists	Johnso (7)	Johnson/Allen (3)
Steals	Johnson/Traore (1)	Johnson (4)
Blocks	Traore (3)	Three Players (1)
Turnovers	Johnson (4)	Seven Players (1)
+/-	Khalifa (+25)	Jones (+8)





2023-24 BYU Men's Basketball
 Combined Team Statistics
 All games

Game Records

Record	Overall	Home	Away	Neutral
ALL GAMES	23-9	16-2	3-7	4-0
CONFERENCE	10-8	7-2	3-6	0-0
NON-CONFERENCE	13-1	9-0	0-1	4-0

Score by Periods

Team	1st	2nd	OT	TOT
BYU	1234	1400	0	2634
Opponents	1006	1220	0	2226

Team Box Score

No.	Player				Total			3-Point		F-Throw		Rebounds										
		GP-GS	MIN	AVG	FG-FGA	FG%	3FG-3FGA	3FG%	FT-FTA	FT%	OFF	DEF	TOT	AVG	PF	DQ	A	TO	BLK	STL	PTS	AVG
2	ROBINSON, Jaxson	31-6	807:56	26.1	150-352	.426	72-206	.350	53-59	.898	12	64	76	2.5	54	0	42	47	13	23	425	13.7
21	KNELL, Trevin	31-26	763:01	24.6	113-246	.459	67-168	.399	52-68	.765	15	92	107	3.5	76	1	41	20	4	21	345	11.1
45	TRAORE, Fousseyni	24-8	429:51	17.9	102-159	.642	2-3	.667	54-75	.720	50	79	129	5.4	42	0	32	42	19	14	260	10.8
20	JOHNSON, Spencer	32-32	882:40	27.6	117-281	.416	41-138	.297	58-72	.806	54	136	190	5.9	48	0	108	51	2	34	333	10.4
15	SAUNDERS, Richie	32-1	657:09	20.5	120-225	.533	34-92	.370	38-55	.691	44	87	131	4.1	67	0	34	12	6	27	312	9.8
0	WATERMAN, Noah	31-31	757:06	24.4	100-220	.455	56-150	.373	46-57	.807	40	132	172	5.5	55	1	23	21	18	12	302	9.7
30	HALL, Dallin	32-28	924:49	28.9	103-239	.431	51-139	.367	37-61	.607	31	85	116	3.6	78	3	159	57	1	28	294	9.2
50	KHALIFA, Aly	27-24	539:21	20.0	58-143	.406	29-86	.337	17-27	.630	29	74	103	3.8	46	0	113	30	17	8	162	6.0
25	BAKER, Dawson	4-0	40:26	10.1	9-16	.563	2-4	.500	0-0	.000	1	2	3	0.8	3	0	6	3	0	3	20	5.0
4	ALLY ATIKI, Atiki	23-0	252:55	11.0	41-66	.621	0-2	.000	11-24	.458	26	41	67	2.9	57	2	7	21	12	7	93	4.0
1	STEWART, Trey	25-4	241:03	9.6	22-53	.415	6-23	.261	6-10	.600	11	36	47	1.9	28	0	29	20	6	12	56	2.2
23	ADAMS JR., Marcus	1-0	07:49	7.8	1-6	.167	0-3	.000	0-0	.000	0	2	2	2.0	2	0	1	0	0	0	2	2.0
12	TRIPPLE, Townsend	14-0	48:58	3.5	6-12	.500	1-7	.143	9-10	.900	8	6	14	1.0	3	0	1	3	0	3	22	1.6
51	MCGREGOR, Jared	11-0	19:29	1.8	2-7	.286	2-6	.333	0-0	.000	1	2	3	0.3	2	0	1	2	0	0	6	0.5
24	HAYHURST, Tanner	11-0	27:27	2.5	1-6	.167	0-1	.000	0-0	.000	4	0	4	0.4	3	0	2	3	0	0	2	0.2
Team											58	52	110				10					
Total		32	6400		945-2031	.465	363-1028	.353	381-518	.736	384	890	1274	39.8	564	7	599	342	98	192	2634	82.3
Opponents		32	6400		803-1892	.424	202-644	.314	418-600	.697	291	774	1065	33.3	488	5	380	357	72	193	2226	69.6

Team Statistics

	BYU	OPP
Scoring	2634	2226
Points per game	82.3	69.6
Scoring margin	+12.8	-
Field goals-att	945-2031	803-1892
Field goal pct	.465	.424
3 point fg-att	363-1028	202-644
3-point FG pct	.353	.314
3-pt FG made per game	11.3	6.3
Free throws-att	381-518	418-600
Free throw pct	.736	.697
F-Throws made per game	11.9	13.1
Rebounds	1274	1065
Rebounds per game	39.8	33.3
Rebounding margin	+6.5	-
Assists	599	380
Assists per game	18.7	11.9
Turnovers	342	357
Turnovers per game	10.7	11.2
Turnover margin	+0.5	-
Assist/turnover ratio	1.8	1.1
Steals	192	193
Steals per game	6.0	6.0
Blocks	98	72
Blocks per game	3.1	2.3
Winning streak	2	-
Home win streak	6	-
Attendance	282408	113014
Home games-Avg/Game	18-15689	10-11301
Neutral site-Avg/Game	-	4-8069

Team Results

Date	Opponent	Score	Att.
11/06/2023	Houston Christian	W 110-63	13130
11/10/2023	San Diego St.	W 74-65	15689
11/15/2023	Southeastern La.	W 105-48	13116
11/18/2023	Morgan St.	W 93-50	13736
11/23/2023	vs Arizona St.	W 77-49	2223
11/24/2023	vs NC State	W 95-86	2647
12/01/2023	vs Fresno St.	W 85-56	11360
12/05/2023	Evansville	W 96-55	13291
12/09/2023	at Utah	L 69-73	15648
12/13/2023	Denver	W 90-74	13349
12/16/2023	Georgia St.	W 86-54	13819
12/22/2023	Bellarmine	W 101-59	14429
12/30/2023	Wyoming	W 94-68	17978
01/06/2024	Cincinnati	L 60-71	16879
01/09/2024	at Baylor	L 72-81	7500
01/13/2024	at UCF	W 63-58	9137
01/16/2024	Iowa St.	W 87-72	15491
01/20/2024	at Texas Tech	L 78-85	15098
01/23/2024	Houston	L 68-75	16553
01/27/2024	Texas	W 84-72	17978
02/03/2024	at West Virginia	W 86-73	11753
02/06/2024	at Oklahoma	L 66-82	6834
02/10/2024	Kansas St.	W 72-66	17446
02/13/2024	UCF	W 90-88	15590
02/17/2024	at Oklahoma St.	L 83-93	7360
02/20/2024	Baylor	W 78-71	17978
02/24/2024	at Kansas St.	L 74-84	9117
02/27/2024	at Kansas	W 76-68	16300
03/02/2024	TCU	W 87-75	17978
03/06/2024	at Iowa St.	L 63-68	14267
03/09/2024	Oklahoma St.	W 85-71	17978
03/13/2024	vs UCF	W 87-73	16044





2023-24 BYU Men's Basketball
Combined Team Statistics
In Conference games

Game Records

Record	Overall	Home	Away	Neutral
ALL GAMES	10-8	7-2	3-6	0-0
CONFERENCE	10-8	7-2	3-6	0-0
NON-CONFERENCE	0-0	0-0	0-0	0-0

Score by Periods

Team	1st	2nd	OT	TOT
BYU	650	722	0	1372
Opponents	611	742	0	1353

Team Box Score

No.	Player				Total		3-Point		F-Throw		Rebounds								PTS	AVG		
		GP-GS	MIN	AVG	FG-FGA	FG%	3FG-3FGA	3FG%	FT-FTA	FT%	OFF	DEF	TOT	AVG	PF	DQ	A	TO			BLK	STL
2	ROBINSON, Jaxson	18-6	510:36	28.4	76-193	.394	34-114	.298	39-44	.886	8	33	41	2.3	36	0	24	31	8	10	225	12.5
45	TRAORE, Fousseyni	17-2	288:22	17.0	73-115	.635	0-0	.000	39-58	.672	34	52	86	5.1	30	0	19	30	13	7	185	10.9
21	KNELL, Trevin	17-12	424:14	25.0	56-133	.421	34-94	.362	33-42	.786	7	43	50	2.9	43	1	17	10	2	11	179	10.5
20	JOHNSON, Spencer	18-18	519:06	28.8	65-156	.417	23-75	.307	30-39	.769	34	73	107	5.9	29	0	38	28	0	21	183	10.2
30	HALL, Dallin	18-18	575:11	32.0	55-139	.396	28-84	.333	25-39	.641	22	57	79	4.4	55	3	99	34	1	16	163	9.1
15	SAUNDERS, Richie	18-1	372:50	20.7	61-122	.500	18-49	.367	17-25	.680	22	47	69	3.8	40	0	12	4	3	13	157	8.7
0	WATERMAN, Noah	17-17	425:35	25.0	44-108	.407	25-77	.325	27-33	.818	19	62	81	4.8	34	0	9	15	12	9	140	8.2
50	KHALIFA, Aly	16-16	337:24	21.1	39-97	.402	19-61	.311	11-16	.688	12	49	61	3.8	29	0	66	27	14	6	108	6.8
4	ALLY ATIKI, Atiki	11-0	77:09	7.0	10-16	.625	0-0	.000	5-12	.417	8	5	13	1.2	25	1	0	14	3	2	25	2.3
12	TRIPPLE, Townsend	2-0	09:18	4.7	1-2	.500	1-2	.500	0-0	.000	2	0	2	1.0	0	0	0	0	0	0	3	1.5
1	STEWART, Trey	11-0	54:52	5.0	2-5	.400	0-2	.000	0-0	.000	2	6	8	0.7	11	0	4	6	0	3	4	0.4
24	HAYHURST, Tanner	1-0	01:20	1.3	0-0	.000	0-0	.000	0-0	.000	0	0	0	0.0	0	0	0	0	0	0	0	0.0
25	BAKER, Dawson	1-0	02:43	2.7	0-0	.000	0-0	.000	0-0	.000	0	0	0	0.0	0	0	0	1	0	0	0	0.0
51	MCGREGOR, Jared	1-0	01:20	1.3	0-1	.000	0-1	.000	0-0	.000	0	0	0	0.0	1	0	0	0	0	0	0	0.0
Team											26	36	62				5					
Total		18	3600		482-1087	.443	182-559	.326	226-308	.734	196	463	659	36.6	333	5	288	205	56	98	1372	76.2
Opponents		18	3600		469-1059	.443	126-361	.349	289-406	.712	179	451	630	35.0	286	3	223	180	47	110	1353	75.2

Team Statistics

	BYU	OPP
Scoring	1372	1353
Points per game	76.2	75.2
Scoring margin	+1.1	-
Field goals-att	482-1087	469-1059
Field goal pct	.443	.443
3 point fg-att	182-559	126-361
3-point FG pct	.326	.349
3-pt FG made per game	10.1	7.0
Free throws-att	226-308	289-406
Free throw pct	.734	.712
F-Throws made per game	12.6	16.1
Rebounds	659	630
Rebounds per game	36.6	35.0
Rebounding margin	+1.6	-
Assists	288	223
Assists per game	16.0	12.4
Turnovers	205	180
Turnovers per game	11.4	10.0
Turnover margin	-1.4	-
Assist/turnover ratio	1.4	1.2
Steals	98	110
Steals per game	5.4	6.1
Blocks	56	47
Blocks per game	3.1	2.6
Winning streak	1	-
Home win streak	6	-
Attendance	153871	97366
Home games-Avg/Game	9-17097	9-10818
Neutral site-Avg/Game	-	0-0

Team Results

Date	Opponent		Score	Att.
01/06/2024	Cincinnati	L	60-71	16879
01/09/2024	at Baylor	L	72-81	7500
01/13/2024	at UCF	W	63-58	9137
01/16/2024	Iowa St.	W	87-72	15491
01/20/2024	at Texas Tech	L	78-85	15098
01/23/2024	Houston	L	68-75	16553
01/27/2024	Texas	W	84-72	17978
02/03/2024	at West Virginia	W	86-73	11753
02/06/2024	at Oklahoma	L	66-82	6834
02/10/2024	Kansas St.	W	72-66	17446
02/13/2024	UCF	W	90-88	15590
02/17/2024	at Oklahoma St.	L	83-93	7360
02/20/2024	Baylor	W	78-71	17978
02/24/2024	at Kansas St.	L	74-84	9117
02/27/2024	at Kansas	W	76-68	16300
03/02/2024	TCU	W	87-75	17978
03/06/2024	at Iowa St.	L	63-68	14267
03/09/2024	Oklahoma St.	W	85-71	17978





2023-24 BYU Men's Basketball
Combined Team Statistics
Home games

Game Records

Record	Overall	Home	Away	Neutral
ALL GAMES	16-2	16-2	0-0	0-0
CONFERENCE	7-2	7-2	0-0	0-0
NON-CONFERENCE	9-0	9-0	0-0	0-0

Score by Periods

Team	1st	2nd	OT	TOT
BYU	726	834	0	1560
Opponents	535	662	0	1197

Team Box Score

No.	Player				Total		3-Point		F-Throw		Rebounds								PTS	AVG		
		GP-GS	MIN	AVG	FG-FGA	FG%	3FG-3FGA	3FG%	FT-FTA	FT%	OFF	DEF	TOT	AVG	PF	DQ	A	TO			BLK	STL
2	ROBINSON, Jaxson	17-3	422:26	24.8	86-188	.457	40-111	.360	30-32	.938	10	36	46	2.7	26	0	24	23	10	14	242	14.2
21	KNELL, Trevin	17-15	413:60	24.4	71-147	.483	43-101	.426	31-40	.775	12	46	58	3.4	42	1	27	13	2	12	216	12.7
0	WATERMAN, Noah	18-18	450:32	25.0	71-149	.477	39-101	.386	36-42	.857	29	72	101	5.6	26	1	17	10	9	6	217	12.1
45	TRAORE, Fousseyni	12-4	214:55	17.9	53-80	.663	2-3	.667	30-45	.667	17	42	59	4.9	18	0	11	20	10	9	138	11.5
20	JOHNSON, Spencer	18-18	481:39	26.8	65-156	.417	22-74	.297	36-44	.818	27	81	108	6.0	26	0	75	30	2	16	188	10.4
15	SAUNDERS, Richie	18-0	356:35	19.8	64-117	.547	16-48	.333	22-32	.688	24	50	74	4.1	38	0	25	7	4	16	166	9.2
30	HALL, Dallin	18-14	497:41	27.6	57-122	.467	27-75	.360	11-20	.550	15	47	62	3.4	35	0	93	26	1	15	152	8.4
50	KHALIFA, Aly	16-14	299:12	18.7	31-69	.449	19-44	.432	5-7	.714	19	46	65	4.1	25	0	69	19	9	6	86	5.4
25	BAKER, Dawson	4-0	40:26	10.1	9-16	.563	2-4	.500	0-0	.000	1	2	3	0.8	3	0	6	3	0	3	20	5.0
4	ALLY ATIKI, Atiki	15-0	175:17	11.7	31-49	.633	0-2	.000	9-18	.500	14	32	46	3.1	30	1	5	13	10	6	71	4.7
1	STEWART, Trey	15-4	170:36	11.4	17-37	.459	4-17	.235	3-5	.600	6	24	30	2.0	18	0	22	15	6	9	41	2.7
23	ADAMS JR., Marcus	1-0	07:49	7.8	1-6	.167	0-3	.000	0-0	.000	0	2	2	2.0	2	0	1	0	0	0	2	2.0
12	TRIPPLE, Townsend	9-0	27:35	3.1	3-5	.600	0-2	.000	7-8	.875	4	3	7	0.8	1	0	0	1	0	2	13	1.4
51	MCGREGOR, Jared	9-0	17:24	1.9	2-7	.286	2-6	.333	0-0	.000	1	2	3	0.3	2	0	1	2	0	0	6	0.7
24	HAYHURST, Tanner	9-0	23:53	2.7	1-5	.200	0-1	.000	0-0	.000	4	0	4	0.4	3	0	2	3	0	0	2	0.2
Team											36	29	65				6					
Total		18	3600		562-1153	.487	216-592	.365	220-293	.751	219	514	733	40.7	295	3	378	191	63	114	1560	86.7
Opponents		18	3600		448-1079	.415	102-354	.288	199-291	.684	171	415	586	32.6	281	3	203	219	43	105	1197	66.5

Team Statistics

	BYU	OPP
Scoring	1560	1197
Points per game	86.7	66.5
Scoring margin	+20.2	-
Field goals-att	562-1153	448-1079
Field goal pct	.487	.415
3 point fg-att	216-592	102-354
3-point FG pct	.365	.288
3-pt FG made per game	12.0	5.7
Free throws-att	220-293	199-291
Free throw pct	.751	.684
F-Throws made per game	12.2	11.1
Rebounds	733	586
Rebounds per game	40.7	32.6
Rebounding margin	+8.2	-
Assists	378	203
Assists per game	21.0	11.3
Turnovers	191	219
Turnovers per game	10.6	12.2
Turnover margin	+1.6	-
Assist/turnover ratio	2.0	0.9
Steals	114	105
Steals per game	6.3	5.8
Blocks	63	43
Blocks per game	3.5	2.4
Winning streak	6	-
Home win streak	6	-
Attendance	282408	0
Home games-Avg/Game	18-15689	0-0
Neutral site-Avg/Game	-	0-0

Team Results

Date	Opponent	Score	Att.
11/06/2023	Houston Christian	W 110-63	13130
11/10/2023	San Diego St.	W 74-65	15689
11/15/2023	Southeastern La.	W 105-48	13116
11/18/2023	Morgan St.	W 93-50	13736
12/05/2023	Evansville	W 96-55	13291
12/13/2023	Denver	W 90-74	13349
12/16/2023	Georgia St.	W 86-54	13819
12/22/2023	Bellarmine	W 101-59	14429
12/30/2023	Wyoming	W 94-68	17978
01/06/2024	Cincinnati	L 60-71	16879
01/16/2024	Iowa St.	W 87-72	15491
01/23/2024	Houston	L 68-75	16553
01/27/2024	Texas	W 84-72	17978
02/10/2024	Kansas St.	W 72-66	17446
02/13/2024	UCF	W 90-88	15590
02/20/2024	Baylor	W 78-71	17978
03/02/2024	TCU	W 87-75	17978
03/09/2024	Oklahoma St.	W 85-71	17978





2023-24 BYU Men's Basketball
 Combined Team Statistics
 Away games

Game Records

Record	Overall	Home	Away	Neutral
ALL GAMES	3-7	0-0	3-7	0-0
CONFERENCE	3-6	0-0	3-6	0-0
NON-CONFERENCE	0-1	0-0	0-1	0-0

Score by Periods

Team	1st	2nd	OT	TOT
BYU	355	375	0	730
Opponents	350	415	0	765

Team Box Score

No.	Player				Total		3-Point		F-Throw		Rebounds											
		GP-GS	MIN	AVG	FG-FGA	FG%	3FG-3FGA	3FG%	FT-FTA	FT%	OFF	DEF	TOT	AVG	PF	DQ	A	TO	BLK	STL	PTS	AVG
2	ROBINSON, Jaxson	10-3	287:13	28.7	43-115	.374	19-69	.275	15-19	.789	2	19	21	2.1	22	0	13	18	2	5	120	12.0
45	TRAORE, Fousseyni	9-2	163:34	18.2	42-68	.618	0-0	.000	16-20	.800	25	26	51	5.7	19	0	15	17	6	2	100	11.1
15	SAUNDERS, Richie	10-1	222:51	22.3	41-80	.513	13-31	.419	11-15	.733	15	29	44	4.4	22	0	6	3	2	9	106	10.6
30	HALL, Dallin	10-10	317:35	31.8	34-90	.378	18-50	.360	18-28	.643	12	31	43	4.3	35	3	53	23	0	10	104	10.4
20	JOHNSON, Spencer	10-10	286:57	28.7	34-90	.378	14-47	.298	15-20	.750	21	37	58	5.8	17	0	11	12	0	14	97	9.7
21	KNELL, Trevin	10-7	254:47	25.5	28-71	.394	14-47	.298	15-21	.714	2	29	31	3.1	25	0	10	3	2	7	85	8.5
50	KHALIFA, Aly	8-8	171:34	21.4	22-59	.373	8-34	.235	9-14	.643	7	20	27	3.4	16	0	29	9	7	1	61	7.6
0	WATERMAN, Noah	9-9	202:26	22.5	9-38	.237	7-29	.241	9-12	.750	8	40	48	5.3	21	0	2	8	8	5	34	3.8
4	ALLY ATIKI, Atiki	6-0	53:13	8.9	8-13	.615	0-0	.000	2-6	.333	6	3	9	1.5	20	1	1	6	1	0	18	3.0
12	TRIPPLE, Townsend	2-0	09:19	4.7	1-2	.500	1-2	.500	0-0	.000	3	0	3	1.5	0	0	0	1	0	0	3	1.5
1	STEWART, Trey	6-0	30:29	5.1	1-4	.250	0-1	.000	0-0	.000	2	6	8	1.3	4	0	2	2	0	1	2	0.3
Team											17	19	36				1					
Total		10	2000		263-630	.417	94-310	.303	110-155	.710	120	259	379	37.9	201	4	142	103	28	54	730	73.0
Opponents		10	2000		258-578	.446	75-211	.355	174-242	.719	88	264	352	35.2	144	1	137	91	26	59	765	76.5

Team Statistics

	BYU	OPP
Scoring	730	765
Points per game	73.0	76.5
Scoring margin	-3.5	-
Field goals-att	263-630	258-578
Field goal pct	.417	.446
3 point fg-att	94-310	75-211
3-point FG pct	.303	.355
3-pt FG made per game	9.4	7.5
Free throws-att	110-155	174-242
Free throw pct	.710	.719
F-Throws made per game	11.0	17.4
Rebounds	379	352
Rebounds per game	37.9	35.2
Rebounding margin	+2.7	-
Assists	142	137
Assists per game	14.2	13.7
Turnovers	103	91
Turnovers per game	10.3	9.1
Turnover margin	-1.2	-
Assist/turnover ratio	1.4	1.5
Steals	54	59
Steals per game	5.4	5.9
Blocks	28	26
Blocks per game	2.8	2.6
Winning streak	0	-
Home win streak	0	-
Attendance	0	113014
Home games-Avg/Game	0-0	10-11301
Neutral site-Avg/Game	-	0-0

Team Results

Date	Opponent	Score	Att.
12/09/2023	at Utah	L 69-73	15648
01/09/2024	at Baylor	L 72-81	7500
01/13/2024	at UCF	W 63-58	9137
01/20/2024	at Texas Tech	L 78-85	15098
02/03/2024	at West Virginia	W 86-73	11753
02/06/2024	at Oklahoma	L 66-82	6834
02/17/2024	at Oklahoma St.	L 83-93	7360
02/24/2024	at Kansas St.	L 74-84	9117
02/27/2024	at Kansas	W 76-68	16300
03/06/2024	at Iowa St.	L 63-68	14267





2023-24 BYU Men's Basketball
 Combined Team Statistics
 Neutral games

Game Records

Record	Overall	Home	Away	Neutral
ALL GAMES	4-0	0-0	0-0	4-0
CONFERENCE	0-0	0-0	0-0	0-0
NON-CONFERENCE	4-0	0-0	0-0	4-0

Score by Periods

Team	1st	2nd	OT	TOT
BYU	153	191	0	344
Opponents	121	143	0	264

Team Box Score

No.	Player				Total		3-Point		F-Throw		Rebounds											
		GP-GS	MIN	AVG	FG-FGA	FG%	3FG-3FGA	3FG%	FT-FTA	FT%	OFF	DEF	TOT	AVG	PF	DQ	A	TO	BLK	STL	PTS	AVG
2	ROBINSON, Jaxson	4-0	98:17	24.6	21-49	.429	13-26	.500	8-8	1.000	0	9	9	2.3	6	0	5	6	1	4	63	15.8
0	WATERMAN, Noah	4-4	104:07	26.0	20-33	.606	10-20	.500	1-3	.333	3	20	23	5.8	8	0	4	3	1	1	51	12.8
20	JOHNSON, Spencer	4-4	114:03	28.5	18-35	.514	5-17	.294	7-8	.875	6	18	24	6.0	5	0	22	9	0	4	48	12.0
21	KNELL, Trevin	4-4	94:14	23.6	14-28	.500	10-20	.500	6-7	.857	1	17	18	4.5	9	0	4	4	0	2	44	11.0
15	SAUNDERS, Richie	4-0	77:43	19.4	15-28	.536	5-13	.385	5-8	.625	5	8	13	3.3	7	0	3	2	0	2	40	10.0
30	HALL, Dallin	4-4	109:33	27.4	12-27	.444	6-14	.429	8-13	.615	4	7	11	2.8	8	0	13	8	0	3	38	9.5
45	TRAORE, Fousseyni	3-2	51:21	17.1	7-11	.636	0-0	.000	8-10	.800	8	11	19	6.3	5	0	6	5	3	3	22	7.3
50	KHALIFA, Aly	3-2	68:35	22.9	5-15	.333	2-8	.250	3-6	.500	3	8	11	3.7	5	0	15	2	1	1	15	5.0
1	STEWART, Trey	4-0	39:59	10.0	4-12	.333	2-5	.400	3-5	.600	3	6	9	2.3	6	0	5	3	0	2	13	3.3
4	ALLY ATIKI, Atiki	2-0	24:25	12.2	2-4	.500	0-0	.000	0-0	.000	6	6	12	6.0	7	0	1	2	1	1	4	2.0
12	TRIPPLE, Townsend	3-0	12:04	4.0	2-5	.400	0-3	.000	2-2	1.000	1	3	4	1.3	2	0	1	1	0	1	6	2.0
24	HAYHURST, Tanner	2-0	03:34	1.8	0-1	.000	0-0	.000	0-0	.000	0	0	0	0.0	0	0	0	0	0	0	0	0.0
51	MCGREGOR, Jared	2-0	02:05	1.0	0-0	.000	0-0	.000	0-0	.000	0	0	0	0.0	0	0	0	0	0	0	0	0.0
Team											5	4	9					3				
Total		4	800		120-248	.484	53-126	.421	51-70	.729	45	117	162	40.5	68	0	79	48	7	24	344	86.0
Opponents		4	800		97-235	.413	25-79	.316	45-67	.672	32	95	127	31.8	63	1	40	47	3	29	264	66.0


Team Statistics

	BYU	OPP
Scoring	344	264
Points per game	86.0	66.0
Scoring margin	+20.0	-
Field goals-att	120-248	97-235
Field goal pct	.484	.413
3 point fg-att	53-126	25-79
3-point FG pct	.421	.316
3-pt FG made per game	13.3	6.3
Free throws-att	51-70	45-67
Free throw pct	.729	.672
F-Throws made per game	12.8	11.3
Rebounds	162	127
Rebounds per game	40.5	31.8
Rebounding margin	+8.8	-
Assists	79	40
Assists per game	19.8	10.0
Turnovers	48	47
Turnovers per game	12.0	11.8
Turnover margin	-0.3	-
Assist/turnover ratio	1.6	0.9
Steals	24	29
Steals per game	6.0	7.3
Blocks	7	3
Blocks per game	1.8	0.8
Winning streak	4	-
Home win streak	0	-
Attendance	0	0
Home games-Avg/Game	0-0	0-0
Neutral site-Avg/Game	-	4-8069

Team Results

Date	Opponent		Score	Att.
11/23/2023	vs Arizona St.	W	77-49	2223
11/24/2023	vs NC State	W	95-86	2647
12/01/2023	vs Fresno St.	W	85-56	11360
03/13/2024	vs UCF	W	87-73	16044



0  **NOAH WATERMAN**
Forward | 6-11 | Senior
Savannah, New York
Finger Lakes Christian School/Niagara/Detroit Mercy


	PTS	REB	AST	FG%	3FG%	FT%	MIN
SEA	9.7	5.5	0.7	.455	.373	.807	24.4
TECH	0.0	0.0	0.0	.000	.000	.000	0.0
BIG 12	8.2	4.8	0.5	.407	.325	.818	25.0
CAR	7.9	4.1	0.7	.448	.391	.679	22.6

LAST GAME vs. UCF (March 13, 2024)

PTS	REB	AST	STL	BLK	MIN
9	5	1	0	1	29

Cougars are 34-11 when Waterman is in the starting lineup... Vegas Showdown MVP... Cougars are 13-5 when he has five or more rebounds this season... 14-2 when he scores in double figures... scored a career-high 24 points in win over Arizona State... also connected on career-high 6 3-pointers... first career double-double in win over Denver (20p/14r)... scored in double figures 41 times during his career... made five 3-pointers in six games... shot 52.8 percent from 3-point range at Detroit Mercy in 2020-21... mother, Kim, saw him play in college for the first time in BYU's win over Pepperdine on January 14, 2023...

	PTS	REB	AST	STL	BLK	MIN
Season High	24	14	3 (2x)	2	3 (2x)	34
Career High	24	14	4	2 (10x)	3 (4x)	38

1  **TREY STEWART**
Guard | 6-2 | Junior
American Fork, Utah
American Fork High School


	PTS	REB	AST	FG%	3FG%	FT%	MIN
SEA	2.2	1.9	1.2	.415	.261	.600	9.6
TECH	0.0	0.0	0.0	.000	.000	.000	0.0
BIG 12	0.4	0.7	0.4	.400	.000	.000	5.0
CAR	1.6	1.4	0.9	.317	.167	.550	8.7

LAST GAME vs. UCF (March 13, 2024)

PTS	REB	AST	STL	BLK	MIN
1	0	0	0	0	2

WCC All-Academic Honorable Mention... scored a career-high 10 points in season opener against Houston Christian... 35th different player to start a game under Coach Pope... owner of Default Happiness, a clothing company focused on bringing awareness to mental health... put on his own fashion show in the fall with current player Dalin Hall and Atiki Ally Atiki serving as models... ranked 12th in the WCC in assist-to-turnover ratio in 2022-23... recorded eight assists, no turnovers in win over Western Oregon on Dec. 15, 2023...

	PTS	REB	AST	STL	BLK	MIN
Season High	10	6	4 (3x)	3	2 (3x)	20 (2x)
Career High	10	6	8	4	2 (5x)	23

2  **JAXSON ROBINSON**
Guard | 6-7 | Senior
Ada, Oklahoma
Ada High School / Texas A&M / Arkansas

Jackson


	PTS	REB	AST	FG%	3FG%	FT%	MIN
SEA	13.7	2.5	1.4	.426	.350	.898	26.1
TECH	8.0	1.0	4.0	.250	.200	.000	32.0
BIG 12	12.5	2.3	1.3	.394	.298	.886	28.4
CAR	8.4	2.2	1.2	.405	.341	.830	21.6

LAST GAME vs. UCF (March 13, 2024)

PTS	REB	AST	STL	BLK	MIN
8	1	0	0	0	24

7-foot-1 wingspan... Big 12 Sixth Man of the Year... All-Big 12 Honorable Mention... connected on a 3-pointer in team-high 19 straight games... ranks 12th in program history in 3-point field goals per game (2.32) in single season... 15th most 3-pointers in a single season in program history... 9th in 3-point field goal attempts... scored career-high 28 points in win over Denver... made eight 3-pointers against DU, tied for the most by a reserve in a single game in program history... 16 3-point attempts are also a program record... one of three players in program history to go 5-of-5 from 3-point range in a first half...

	PTS	REB	AST	STL	BLK	MIN
Season High	28	6	4 (3x)	4	3	36
Career High	28	8	6	4	3	36 (3x)

4  **ATIKI ALLY ATIKI**
Forward | 6-10 | Junior
Mwanza, Tanzania
London Basketball Academy

a-TEEK-ee ALI a-TEEK-ee


	PTS	REB	BLK	FG%	3FG%	FT%	MIN
SEA	4.0	2.9	0.3	.621	.000	.458	11.0
TECH	0.0	0.0	0.0	.000	.000	.000	0.0
BIG 12	2.3	1.2	0.3	.625	.000	.417	7.0
CAR	3.6	3.2	0.8	.565	.000	.585	12.2

LAST GAME vs. Oklahoma State (March 9, 2024)

PTS	REB	AST	STL	BLK	MIN
0	0	0	0	0	1

7-foot-3 wingspan... 15th in program history in blocks per game... scored in double figures SEVEN times including a career-high 14 in win over Wyoming on December 30, 2023... ranked third in the WCC in blocks per game as a sophomore... led Cougars in blocks 31 times... shot 100.0 percent from the floor (min. 5 att) twice in his career... pulled down five offensive rebounds twice... career-high seven defensive rebounds at Santa Clara on Jan. 19, 2023... career-high 11 rebounds, last coming against Western Oregon on Dec. 15, 2022...

	PTS	REB	AST	STL	BLK	MIN
Season High	14	9	3	1 (7x)	3	25
Career High	14	11 (2x)	3	3	4	26

10  **TREDYN CHRISTENSEN**
Guard | 6-6 | Senior
Eagle Mountain, Utah
Westlake High School/Snow College/Chaminade

tre-DIN


	PTS	REB	AST	FG%	3FG%	FT%	MIN
SEA	0.0	0.0	0.0	.000	.000	.000	0.0
TECH	0.0	0.0	0.0	.000	.000	.000	0.0
BIG 12	0.0	0.0	0.0	.000	.000	.000	0.0
CAR	1.2	1.1	0.2	.500	.000	.714	4.0

LAST GAME vs. Portland (March 3, 2023)

PTS	REB	AST	STL	BLK	MIN
3	1	0	0	0	3

Fifth-year senior... will miss the remainder of the season following knee surgery... spent time at Chaminade (NCAA DII) and Snow College before transferring to BYU... appeared in nine games in his first season in Provo as a walk-on including meaningful minutes against Gonzaga and Saint Mary's... married to Alyiah Christensen... son, Kydon Kobe Christensen, born on May 3, 2023... Father-in-law, Jamaal Willis, played running back for the Cougars from 1991-94... avid collector of sneakers...

	PTS	REB	AST	STL	BLK	MIN
Season High	0	0	0	0	0	0
Career High	3	3 (2x)	1 (2x)	0	0	7

12  **TOWNSEND TRIPPLE**
Forward | 6-8 | Freshman
Eagle, Idaho
Eagle High School


	PTS	REB	AST	FG%	3FG%	FT%	MIN
SEA	1.6	1.0	0.1	.500	.143	.900	3.5
TECH	0.0	0.0	0.0	.000	.000	.000	0.0
BIG 12	1.5	1.0	0.0	.500	.500	.000	4.7
CAR	1.6	1.0	0.1	.500	.143	.900	3.5

LAST GAME at #25 Texas Tech (January 20, 2024)

PTS	REB	AST	STL	BLK	MIN
3	2	0	0	0	8

Made collegiate debut in season opener against Houston Christian... has appeared in 14 of 27 games this season... scored a career-high six points in win over Bellarmine... returned from two-year mission for the Church of Jesus Christ of Latter-Day Saints in Cordoba, Argentina during the summer... wore No. 24 as a true freshman in 2020-21... did not appear in a game... graduated from Rocky Mountain High School... averaged 15 points, 6.1 rebounds and 1.3 blocks as a senior... first team all-state... four-time All Academic... Eagle Scout... father, Trent, played football at Air Force... grandpa, Tony Tripple, played football at BYU...

	PTS	REB	AST	STL	BLK	MIN
Season High	6	3 (2x)	1	1 (3x)	0	8
Career High	6	3 (2x)	1	1 (3x)	0	8

15  **RICHIE SAUNDERS**
Guard | 6-6 | Sophomore
Riverton, Utah
Wasatch Academy

saw-N-ders


	PTS	REB	AST	FG%	3FG%	FT%	MIN
SEA	9.8	4.1	1.1	.533	.370	.691	20.5
TECH	16.0	4.0	1.0	.667	1.000	.667	33.2
BIG 12	8.7	3.8	0.7	.500	.367	.680	20.7
CAR	7.5	3.2	0.9	.501	.353	.688	18.1

LAST GAME vs. UCF (March 13, 2024)

PTS	REB	AST	STL	BLK	MIN
13	4	0	0	0	21

Career-high 20 points in win over Georgia State... scored in double figures 20 times, 14 of those coming this season... shooting 78.2 percent at the rim this season... only committed FOUR turnovers in Big 12 play... made first career start against Utah Valley on Dec. 7, 2022... scored 18 in BYU's comeback against Portland in the WCC Tournament... career-high nine rebounds in win over Nicholls on Nov. 19, 2022... married to former BYU women's basketball player Sierra Johnson... Prepved at Wasatch Academy with current teammate Fousseyni Traore... learning and speaks four languages (english, malagasy, spanish, french)...

	PTS	REB	AST	STL	BLK	MIN
Season High	20 (2x)	7 (3x)	4 (2x)	3 (2x)	1 (6x)	33
Career High	20 (2x)	9	4 (2x)	3 (3x)	2	33

20  **SPENCER JOHNSON**
Guard | 6-5 | Senior
American Fork, Utah
American Fork High School/Weber State/Salt Lake Community College


	PTS	REB	AST	FG%	3FG%	FT%	MIN
SEA	10.4	5.9	3.4	.416	.297	.806	27.6
TECH	4.0	6.0	2.0	.222	.000	.000	35.0
BIG 12	10.2	5.9	2.1	.417	.307	.769	28.8
CAR	8.0	3.7	1.8	.454	.375	.747	23.4

LAST GAME vs. UCF (March 13, 2024)

PTS	REB	AST	STL	BLK	MIN
9	8	7	1	0	36

Scored career-high 28 points in win over No. 24 Iowa State... back-to-back double-doubles against Utah and Denver... BYU is 16-1 when he has three or more assists... 52 points away from 1,000 points at BYU... ranks 20th in program history in career 3-point percentage... scored in double figures 46 times, 17 of those coming in 2023-24... made first career collegiate start in win over Idaho State in season opener in 2022-23... career-high five steals against Gonzaga... married to Isabella Yates Johnson... couple welcomed their son to the family on February 22, 2024... father-in-law played basketball at BYU... has real estate license...

	PTS	REB	AST	STL	BLK	MIN
Season High	28	11 (2x)	8	4	1 (2x)	36
Career High	28	11 (2x)	8	5	2	36 (2x)

21  **TREVIN KNELL**
Guard | 6-5 | Redshirt Junior
North Salt Lake, Utah
Woods Cross High School

tru-VIN NELL

	PTS	REB	AST	FG%	3FG%	FT%	MIN
SEA	11.1	3.5	1.3	.459	.399	.765	24.6
TECH	6.0	2.0	0.0	.500	.500	.000	17.3
BIG 12	10.5	2.9	1.0	.421	.362	.786	25.0
CAR	6.8	2.1	0.9	.436	.391	.718	17.8

LAST GAME vs. UCF (March 13, 2024)

PTS	REB	AST	STL	BLK	MIN
12	5	0	0	0	23

Redshirt Junior... two-time WCC All-Academic... NABC Honor Court... career-high 29 points in Big 12 opener against Cincinnati... went 9-of-14 from 3-point range... tied for the second-most 3-pointers in a single game in program history... tied for most 3-pointers in a game at the Marriott Center... 14th in program history in winning percentage... 16th in program history in 3-point field goal percentage... 9th most made 3-pointers made in program history... missed 2022-23 season due to shoulder injury suffered during summer workouts... served two-year mission in Uruguay... married to Tatum Knell, who owns a bridal boutique...

	PTS	REB	AST	STL	BLK	MIN
Season High	27	7	5	3	1 (3x)	34
Career High	27	7	5	3	1 (6x)	34



* Only includes stats/career highs from games played at NCAA Division I level

23



MARCUS ADAMS JR.

Forward | 6-8 | Freshman
Torrance, California
Nathaniel Narbonne High School/Kansas/Gonzaga

Table with columns: PTS, REB, AST, FG%, 3FG%, FT%, MIN. Rows: SEA, TECH, BIG 12, CAR. Includes 'LAST GAME vs. Bellarmine (December 22, 2023)'.

Made collegiate debut in win over Bellarmine... scored two points in eight minutes of action... transferred to BYU after signing with Kansas and Gonzaga during the summer... reclassified to 2023 class... four-star recruit according to 247Sports.com... rated as No. 49 player in class of 2023... John R. Wooden High School Player of the Year for the L.A. City Section Open Division... had three 40-point performances, including 50-point, 21-rebounds performance in final season at Nathaniel Narbonne High School... has over 88,000 followers on Instagram... father played basketball at UNLV...

24



TANNER HAYHURST

Guard | 6-5 | Redshirt Freshman
Eagle, Idaho
Eagle High School

HAY-her-st

Table with columns: PTS, REB, AST, FG%, 3FG%, FT%, MIN. Rows: SEA, TECH, BIG 12, CAR. Includes 'LAST GAME vs. #24 Iowa State (January 16, 2024)'.

Made collegiate debut against Houston Christian... scored first collegiate points in win over Bellarmine... redshirted the 2022-23 season... served a mission for the Church of Jesus Christ of Latter-Day Saints in Baton Rouge, Louisiana... prepped at Eagle High School... led Idaho 5A in scoring as a junior and senior... first team all-state as a junior... averaged 22.1 points, 7.8 rebounds & 2.7 assists per game... second team all-state as a junior... father, Scott, played basketball at Weber State... He was also the team dentist for the NBA G-League's Idaho Stampede for more than 10 years...

25



DAWSON BAKER

Guard | 6-4 | Junior
Coto De Caza, California
Capistrano Valley High School/UC Irvine

Table with columns: PTS, REB, AST, FG%, 3FG%, FT%, MIN. Rows: SEA, TECH, BIG 12, CAR. Includes 'LAST GAME vs. Cincinnati (January 6, 2024)'.

Will miss remainder of the season due to foot injury... 483rd leading scoring among active NCAA Division I players... scored over 1,000 points during three-year career at UC Irvine... appeared in 79 games including 71 starts... 2021 Big West Freshman of the Year... scored in double figures 55 times including 32 times last season... career double-double... 17-point, 10 rebounds against Hawaii on January 19, 2023... brother, Dusty, played at Weber State... brother, Davis, played at Southern Utah earning All-Summit League honors... served mission for Church of Jesus Christ of Latter-Day Saints in Micronesia, Guam...

30



DALLIN HALL

Guard | 6-4 | Sophomore
Plain City, Utah
Fremont High School

DALLIN

Table with columns: PTS, REB, AST, FG%, 3FG%, FT%, MIN. Rows: SEA, TECH, BIG 12, CAR. Includes 'LAST GAME vs. UCF (March 13, 2024)'.

All-Big 12 Honorable Mention... ranks EIGHTH in program history in career assists per game... ranks FOURTH in career assist-to-turnover ratio... one of 15 players in nation with 12.1 assist-to-turnover ratio in a game this season... scored in double figures 22 times including career-high 23 against Saint Mary's... WCC All-Freshman Team... 6th most assist by freshman in program history... was first freshman to lead team in assists since Matt Carlino in 2011-12... 18th most assist in the nation among freshman... 3-star recruit by 247Sports... Rated as No. 67 point guard in Class of 2020 by 247Sports Composite... Utah Gatorade Player of the Year as a senior...

45



FOUSSEYNI TRAORE

Forward | 6-6 | Junior
Bamako, Mali
Wasatch Academy

fooss-SAY-nay try-OR-ay

Table with columns: PTS, REB, BLK, FG%, 3FG%, FT%, MIN. Rows: SEA, TECH, BIG 12, CAR. Includes 'LAST GAME vs. UCF (March 13, 2024)'.

7-foot-2 wingspan... All-Big 12 Honorable Mention... season-high 24 points and nine rebounds in win over West Virginia... season-high six offensive rebounds... WCC 2nd team all-conference... WCC all-academic... 2022-23 CSC academic all-district... Program record holder in career field goal percentage all-time and conference play... scored in double figures 52 times... scored 20-plus six times... BYU is 14-5 when he records a double-double... led BYU in rebounding 48 times... 23 games with 10 or more rebounds... Fous Foundation is currently building an all sports court in Mali...

50



ALY KHALIFA

Center | 6-11 | Junior
Alexandria, Egypt
NBA Global Academy / Charlotte

ALI kuh-LEAF-ah

Table with columns: PTS, REB, AST, FG%, 3FG%, FT%, MIN. Rows: SEA, TECH, BIG 12, CAR. Includes 'LAST GAME vs. UCF (March 13, 2024)'.

Ranks FIRST in the Big 12 and FIFTH in the nation in turnover-to-assist... 113 assists and 30 turnovers this season... BEST assist-to-turnover ratio in a single season in program history... season-high 21 points against Texas Tech... recorded over 600 points, 300 rebounds and 200 assists during time at Charlotte... all-CUSA honorable mention accolades as a sophomore... scored in double figures 31 times... scored 20-plus five times including a career-high 27 at UTSA... four career double-doubles... prior to Charlotte, he played at NBA Global Academy in Australia with Josh Giddey, Benedict Mathurin and Dyson Daniels...

51



JARED MCGREGOR

Guard | 6-3 | Sophomore
Saratoga Springs, Utah
Westlake High School

Table with columns: PTS, REB, AST, FG%, 3FG%, FT%, MIN. Rows: SEA, UCF, BIG 12, CAR. Includes 'LAST GAME vs. #24 Iowa State (January 16, 2024)'.

2-of-6 from 3-point range this season... appeared in career-high 10 games in 2023-24... made first collegiate 3-pointer in BYU's win over Western Oregon... spent the 2021-22 season as a manager... second Team All-Region honors as a senior at Westlake High School... Played in Utah 6A All-Star Game... Holds multiple school records... his late father, Mark, was an All-American swimmer at BYU... served a mission for the Church of Jesus Christ of Latter-Day Saints in Spokane, Wash... has traveled to China (2x), Australia and Mali... enjoys snowmobiling...

HC



MARK POPE

5th Season at BYU (9th overall)
Bellevue, Washington
Kentucky, 1996

Table with columns: GAMES, W, L, HOME, AWAY, NEUTRAL. Rows: BYU, TECH, BIG 12, CAR. Includes '2024 Naismith Coach of the Year Late Season Watch List...'.

ASSISTANT COACHES



* Only includes stats/career highs from games played at NCAA Division I level