

NCAA Gymnastics Score Sheet

Teams: Home *University Of Oklahoma Visitor Brigham Young University
 Date Mar 23, 2024 Place University Of Oklahoma Gymnastics Attendance 4571

	Name		1					AVE	Name		1					AVE		
			1	2	3	4	nd				1	2	3	4	nd			
V A U L T	1	Faith Torrez	417	9.90	9.90	9.90	9.90		9.900	1	Allix Mason	108	9.85	9.80	9.85	9.80		9.825
	2	Keira Wells	418	9.90	9.95	9.90	9.90		9.900	2	Sophie Dudley	121	9.80	9.80	9.85	9.80		9.800
	3	Jordan Bowers	401	10.00	10.00	10.00	10.00		10.000	3	Ava Jorgensen	113	9.85	9.75	9.80	9.75		9.775
	4	Katherine LeVasseur	408	9.90	9.85	9.90	9.90		9.900	4	Sydney Benson	123	9.85	9.90	9.85	9.85		9.850
	5	Hannah Scheible	410	10.00	9.95	10.00	9.95		9.975	5	Kylie Eaquinto	120	9.85	9.85	9.85	9.85		9.850
	6	Ava Siegfeldt	411	9.85	9.90	9.90	9.90		9.900	6	Elease Rollins	102	9.75	9.80	9.80	9.75		9.775

Vault Score: **49.675** Running Score: **49.675** Vault Score: **49.100** Running Score: **49.100**

	Name		1					AVE	Name		1					AVE		
			1	2	3	4	nd				1	2	3	4	nd			
B A R S	1	Danielle Sievers	412	9.90	9.90	9.95	9.90		9.900	1	Allix Mason	108	9.80	9.70	9.70	9.75		9.725
	2	Katherine LeVasseur	408	9.90	9.95	9.90	9.90		9.900	2	Ava Jorgensen	113	9.85	9.80	9.80	9.85		9.825
	3	Faith Torrez	417	9.85	9.85	9.80	9.90		9.850	3	Kylie Eaquinto	120	9.85	9.85	9.80	9.80		9.825
	4	Ragan Smith	414	9.95	9.90	9.95	9.95		9.950	4	Linsey Hunter-Kempe	114	9.90	9.85	9.85	9.90		9.875
	5	Audrey Davis	402	10.00	9.95	9.95	10.00		9.975	5	Anysa Alvarado	126	9.90	9.90	9.95	9.90		9.900
	6	Jordan Bowers	401	10.00	10.00	10.00	10.00		10.000	6	Anna Bramblett	122	9.95	9.90	9.95	9.95		9.950

Bars Score: **49.725** Running Score: **99.400** Bars Score: **49.375** Running Score: **98.475**

	Name		1					AVE	Name		1					AVE		
			1	2	3	4	nd				1	2	3	4	nd			
B E A M	1	Audrey Davis	402	9.95	9.90	9.95	9.90		9.925	1	Allix Mason	108	9.65	9.60	9.60	9.65		9.625
	2	Ava Siegfeldt	411	10.00	9.95	9.95	9.95		9.950	2	Madison Raesly-Patto	103	9.80	9.85	9.80	9.85		9.825
	3	Jordan Bowers	401	9.95	9.90	9.90	9.95		9.925	3	Mina Margraf	109	9.85	9.80	9.85	9.85		9.850
	4	Faith Torrez	417	9.95	9.95	9.95	9.95		9.950	4	Eliza Millar-Crossman	106	9.85	9.80	9.70	9.85		9.825
	5	Katherine LeVasseur	408	9.95	9.95	9.95	9.95		9.950	5	Elease Rollins	102	9.90	9.90	9.90	9.90		9.900
	6	Ragan Smith	414	10.00	10.00	10.00	9.95		10.000	6	Brynlee Andersen	124	9.90	9.85	9.85	9.75		9.850

Beam Score: **49.775** Running Score: **149.175** Beam Score: **49.250** Running Score: **147.725**

	Name		1					AVE	Name		1					AVE		
			1	2	3	4	nd				1	2	3	4	nd			
F L O O R	1	Audrey Davis	402	9.95	9.95	9.90	9.85		9.925	1	Eliza Millar-Crossman	106	9.85	9.90	9.90	9.85		9.875
	2	Bell Johnson	405	9.90	9.90	9.85	9.90		9.900	2	Olivia Matern	107	9.80	9.85	9.80	9.80		9.800
	3	Ragan Smith	414	9.95	9.90	9.90	9.85		9.900	3	Sophie Dudley	121	9.90	9.90	9.90	9.90		9.900
	4	Katherine LeVasseur	408	10.00	9.95	9.95	9.90		9.950	4	Heidi Schooley	101	9.85	9.95	9.85	9.85		9.850
	5	Faith Torrez	417	9.95	10.00	10.00	10.00		10.000	5	Sydney Benson	123	9.80	9.85	9.80	9.80		9.800
	6	Jordan Bowers	401	10.00	10.00	10.00	10.00		10.000	6	Kylie Eaquinto	120	9.90	9.90	9.85	9.90		9.900

Floor Score: **49.775** Running Score: **198.950** Floor Score: **49.325** Running Score: **197.050**

Final Team Score: 198.950

Final Team Score: 197.050

All-Arounders

All-Arounders

	Bowers	LeVasseur	Torrez										
VT	10.000	9.900	9.900										
UB	10.000	9.900	9.850										
BB	9.925	9.950	9.950										
FX	10.000	9.950	10.000										
AA	39.925	39.700	39.700										

Judge's Signatures: *VT [Signature] UB [Signature] BB [Signature] FX [Signature]
Gail McGinn (N), Kevin Freeman (N) Charlene Christoph (B), Marcy Bitz (N) Karin Ederer (N), Anne Vogel (N) Lorraine Duffy (N), Ricky Stakem (N)

* Head Judge: [Signature] UB [Signature] BB [Signature] FX [Signature]
[Signature] (N), Sharon [Signature] (N) Rose Catherine (N), Nanette Walker (N) Tracy Brewer (N), Kai Sims (N) [Signature] (N), Justin Powell (N)

Coach's Signature: [Signature] Coach's Signature: [Signature]

NCAA Gymnastics Score Sheet

Teams: Home Iowa State University Visitor University Of Denver

Date Mar 23, 2024 Place University Of Oklahoma Gymnastics Attendance 4571

Name		1	2	3	4	nd	AVE	Name		1	2	3	4	nd	AVE
V A U L T	1 Paige Wills 320	9.80	9.80	9.80	9.70		9.800	1	Mila Brusch 215	9.90	9.90	9.90	9.90		9.900
	2 Kaia Parker 313	9.85	9.85	9.85	9.85		9.850	2	Bella Mabanta 207	9.85	9.75	9.80	9.90		9.825
	3 Noelle Adams 305	9.80	9.75	9.80	9.75		9.775	3	Amanda Hargraves 211	9.90	9.85	9.85	9.90		9.875
	4 Josie Bergstrom 303	9.85	9.80	9.80	9.80		9.800	4	Madison Ulrich 201	9.90	9.85	9.85	9.90		9.875
	5 Emilie Hong 306	9.85	9.75	9.80	9.75		9.775	5	Rylie Mundell 205	9.85	9.85	9.85	9.90		9.850
	6 Ella Schell 317	9.75	9.80	9.75	9.85		9.775	6	Jessica Hutchinson 209	9.90	9.90	9.85	9.95		9.900

Vault Score: **49.000** Running Score: **49.000** Vault Score: **49.400** Running Score: **49.400**

B A R S	1 Ella Schell 317	9.75	9.75	9.70	9.75		9.750	1	Kiley Rorich 203	9.85	9.90	9.90	9.90		9.900
	2 Paige Wills 320	9.75	9.75	9.80	9.80		9.775	2	Madison Ulrich 201	9.90	9.90	9.85	9.85		9.875
	3 Hannah Loyim 309	9.70	9.75	9.70	9.70		9.700	3	Mia Hebinck 210	9.95	9.85	9.90	9.90		9.900
	4 Laura Cooke 301	9.20	9.20	9.25	9.00		9.200	4	Jessica Hutchinson 209	9.90	9.95	9.90	9.85		9.900
	5 Lauren Thomas 318	9.85	9.85	9.85	9.85		9.850	5	Rylie Mundell 205	9.85	9.85	9.75	9.85		9.850
	6 Loganne Basuel 304	9.85	9.80	9.75	9.85		9.825	6	Momoko Iwai 208	9.90	9.90	9.95	9.85		9.900

Bars Score: **48.900** Running Score: **97.900** Bars Score: **49.475** Running Score: **98.875**

B E A M	1 Hannah Loyim 309	9.80	9.80	9.70	9.80		9.800	1	Momoko Iwai 208	9.85	9.80	9.85	9.85		9.850
	2 Lauren O'Brochta 311	9.80	9.85	9.75	9.75		9.775	2	Abbie Thompson 202	9.85	9.80	9.90	9.90		9.875
	3 Rachel Wilke 319	9.90	9.90	9.90	9.90		9.900	3	Mia Hebinck 210	9.95	9.90	9.85	9.95		9.925
	4 Noelle Adams 305	8.55	8.45	8.40	8.55		8.500	4	Madison Ulrich 201	9.85	9.85	9.90	9.80		9.850
	5 Josie Bergstrom 303	9.85	9.80	9.90	9.90		9.875	5	Bella Mabanta 207	9.95	9.95	9.85	9.95		9.950
	6 Lauren Thomas 318	9.80	9.80	9.75	9.85		9.800	6	Jessica Hutchinson 209	9.90	9.90	9.90	9.95		9.900

Beam Score: **49.150** Running Score: **147.050** Beam Score: **49.500** Running Score: **148.375**

F L O O R	1 Madelyn Manternach 310	9.85	9.85	9.80	9.75		9.825	1	Kiley Rorich 203	9.90	9.90	9.90	9.85		9.900
	2 Laura Cooke 301	9.80	9.90	9.80	9.75		9.800	2	Abbie Thompson 202	9.80	9.85	9.90	9.85		9.850
	3 Rachel Wilke 319	9.85	9.80	9.70	9.85	-0.1	9.725	3	Momoko Iwai 208	9.85	9.95	9.90	9.95		9.925
	4 Kaia Parker 313	9.85	9.95	9.90	9.90		9.900	4	Bella Mabanta 207	9.90	9.95	9.80	9.90		9.900
	5 Noelle Adams 305	9.90	9.95	9.85	9.85		9.875	5	Madison Ulrich 201	9.90	9.90	9.90	9.90		9.900
	6 Ella Schell 317	9.90	9.95	9.90	9.80		9.900	6	Jessica Hutchinson 209	10.00	9.95	9.95	10.00		9.975

Floor Score: **49.300** Running Score: **196.350** Floor Score: **49.600** Running Score: **197.975**

Final Team Score: 196.350

Final Team Score: 197.975

All-Arounders

All-Arounders

VT								Ulrich	Hutchinson					
UB								9.875	9.900					
BB								9.875	9.900					
FX								9.850	9.900					
AA								9.900	9.975					
								39.500	39.675					

Judge's Signatures: *[Signature]* *[Signature]* *[Signature]* *[Signature]* *[Signature]*

* Head Judge: *[Signature]* *[Signature]* *[Signature]* *[Signature]* *[Signature]*

Coach's Signature: *[Signature]* *[Signature]* *[Signature]* *[Signature]* *[Signature]*

NCAA Gymnastics Score Sheet

Teams: Home West Virginia University Visitor _____

Date Mar 23, 2024 Place University Of Oklahoma Gymnastics Attendance 4571

	Name		1					nd	AVE	Name	1					nd	AVE
			1	2	3	4	5				1	2	3	4	5		
V A U L T	1	Brooke Alban	502	9.80	9.75	9.80	9.80		9.800								
	2	Sierra Muns	513	9.85	9.85	9.70	9.75		9.800								
	3	Jayden McDonnell	511	9.80	9.70	9.75	9.70		9.725								
	4	Kiana Lewis	509	9.90	9.90	9.85	9.90		9.900								
	5	Abbie Pierson	515	9.80	9.85	9.85	9.80		9.825								
	6	Emma Wehry	518	9.85	9.80	9.80	9.80		9.800								

Vault Score: **49.125** Running Score: **49.125** Vault Score: **0.000** Running Score: **0.000**

	Name		1					nd	AVE	Name	1					nd	AVE
			1	2	3	4	5				1	2	3	4	5		
B A R S	1	Miranda Smith	517	8.90	8.90	9.00	8.95		8.925								
	2	Amber Lowe	510	9.80	9.70	9.80	9.85		9.800								
	3	Abbie Pierson	515	8.50	8.00	8.25	8.70		8.375								
	4	Anna Leigh	508	9.80	9.70	9.75	9.65		9.725								
	5	Emma Wehry	518	9.70	9.70	9.70	9.75		9.700								
	6	Jayden McDonnell	511	9.85	9.75	9.80	9.85		9.825								

Bars Score: **47.975** Running Score: **97.100** Bars Score: **0.000** Running Score: **0.000**

	Name		1					nd	AVE	Name	1					nd	AVE
			1	2	3	4	5				1	2	3	4	5		
B E A M	1	Miranda Smith	517	9.75	9.75	9.70	9.70		9.725								
	2	Abbie Pierson	515	9.75	9.70	9.75	9.70		9.725								
	3	Julia Brown	503	9.90	9.85	9.80	9.85		9.850								
	4	Emma Wehry	518	9.85	9.85	9.85	9.85		9.850								
	5	Anna Leigh	508	9.20	9.30	9.15	9.10		9.175								
	6	Jurnee Lane	507	9.70	9.70	9.75	9.75		9.725								

Beam Score: **48.875** Running Score: **145.975** Beam Score: **0.000** Running Score: **0.000**

	Name		1					nd	AVE	Name	1					nd	AVE
			1	2	3	4	5				1	2	3	4	5		
F L O O R	1	Kiana Lewis	509	9.90	9.90	9.85	9.85		9.875								
	2	Jurnee Lane	507	9.80	9.85	9.80	9.85		9.825								
	3	Amber Lowe	510	9.75	9.85	9.80	9.80		9.800								
	4	Ellen Collins	504	9.80	9.90	9.70	9.70		9.750								
	5	Julia Brown	503	9.60	9.75	9.70	9.70		9.700								
	6	Abbie Pierson	515	9.90	9.90	9.90	9.90		9.900								

Floor Score: **49.150** Running Score: **195.125** Floor Score: **0.000** Running Score: **0.000**

Final Team Score: **195.125**

Final Team Score: **0.000**

All-Arounders

All-Arounders

	VT	UB	BB	FX	AA		VT	UB	BB	FX	AA
Pierson											
	9.825										
	8.375										
	9.725										
	9.900										
	37.825										

Judge's Signatures * VT [Signature] UB [Signature] BB [Signature] FX [Signature]

* Head Judge VT [Signature] UB [Signature] BB [Signature] FX [Signature]

Coach's Signature _____ Coach's Signature _____

NCAA Gymnastics Score Sheet

Teams: Home *University Of Oklahoma Visitor Brigham Young University

Date Mar 23, 2024 Place University Of Oklahoma Gymnastics Attendance 4571

Name		1	2	3	4	nd	AVE	Name		1	2	3	4	nd	AVE
V A U L T	1 Faith Torrez 417	9.90	9.90	9.90	9.90		9.900	1 Allix Mason 108	9.85	9.80	9.85	9.80		9.825	
	2 Keira Wells 418	9.90	9.95	9.90	9.90		9.900	2 Sophie Dudley 121	9.80	9.80	9.85	9.80		9.800	
	3 Jordan Bowers 401	10.00	10.00	10.00	10.00		10.000	3 Ava Jorgensen 113	9.85	9.75	9.80	9.75		9.775	
	4 Katherine LeVasseur 408	9.90	9.85	9.90	9.90		9.900	4 Sydney Benson 123	9.85	9.90	9.85	9.85		9.850	
	5 Hannah Scheible 410	10.00	9.95	10.00	9.95		9.975	5 Kylie Eaquinto 120	9.85	9.85	9.85	9.85		9.850	
	6 Ava Siegfeldt 411	9.85	9.90	9.90	9.90		9.900	6 Eleese Rollins 102	9.75	9.80	9.80	9.75		9.775	

Vault Score: 49.675 Running Score: 49.675 Vault Score: 49.100 Running Score: 49.100

B A R S	1 Danielle Sievers 412	9.90	9.90	9.95	9.90		9.900	1 Allix Mason 108	9.80	9.70	9.70	9.75		9.725
	2 Katherine LeVasseur 408	9.90	9.95	9.90	9.90		9.900	2 Ava Jorgensen 113	9.85	9.80	9.80	9.85		9.825
	3 Faith Torrez 417	9.85	9.85	9.80	9.90		9.850	3 Kylie Eaquinto 120	9.85	9.85	9.80	9.80		9.825
	4 Ragan Smith 414	9.95	9.90	9.95	9.95		9.950	4 Linsey Hunter-Kempler 114	9.90	9.85	9.85	9.90		9.875
	5 Audrey Davis 402	10.00	9.95	9.95	10.00		9.975	5 Anyssa Alvarado 126	9.90	9.90	9.95	9.90		9.900
	6 Jordan Bowers 401	10.00	10.00	10.00	10.00		10.000	6 Anna Bramblett 122	9.95	9.90	9.95	9.95		9.950

Bars Score: 49.725 Running Score: 99.400 Bars Score: 49.375 Running Score: 98.475

B E A M	1 Audrey Davis 402	9.95	9.90	9.95	9.90		9.925	1 Allix Mason 108	9.65	9.60	9.60	9.65		9.625
	2 Ava Siegfeldt 411	10.00	9.95	9.95	9.95		9.950	2 Madison Raesly-Pattc 103	9.80	9.85	9.80	9.85		9.825
	3 Jordan Bowers 401	9.95	9.90	9.90	9.95		9.925	3 Mina Margraf 109	9.85	9.80	9.85	9.85		9.850
	4 Faith Torrez 417	9.95	9.95	9.95	9.95		9.950	4 Eliza Millar-Crossman 106	9.85	9.80	9.70	9.85		9.825
	5 Katherine LeVasseur 408	9.95	9.95	9.95	9.95		9.950	5 Eleese Rollins 102	9.90	9.90	9.90	9.90		9.900
	6 Ragan Smith 414	10.00	10.00	10.00	9.95		10.000	6 Brynlee Andersen 124	9.90	9.85	9.85	9.75		9.850

Beam Score: 49.775 Running Score: 149.175 Beam Score: 49.250 Running Score: 147.725

F L O O R	1 Audrey Davis 402	9.95	9.95	9.90	9.85		9.925	1 Eliza Millar-Crossman 106	9.85	9.90	9.90	9.85		9.875
	2 Bell Johnson 405	9.90	9.90	9.85	9.90		9.900	2 Olivia Matern 107	9.80	9.85	9.80	9.80		9.800
	3 Ragan Smith 414	9.95	9.90	9.90	9.85		9.900	3 Sophie Dudley 121	9.90	9.90	9.90	9.90		9.900
	4 Katherine LeVasseur 408	10.00	9.95	9.95	9.90		9.950	4 Heidi Schooley 101	9.85	9.95	9.85	9.85		9.850
	5 Faith Torrez 417	9.95	10.00	10.00	10.00		10.000	5 Sydney Benson 123	9.80	9.85	9.80	9.80		9.800
	6 Jordan Bowers 401	10.00	10.00	10.00	10.00		10.000	6 Kylie Eaquinto 120	9.90	9.90	9.85	9.90		9.900

Floor Score: 49.775 Running Score: 198.950 Floor Score: 49.325 Running Score: 197.050

Final Team Score: 198.950

Final Team Score: 197.050

All-Arounders

All-Arounders

V T U B B B F X A A	Bowers	LeVasseur	Torrez												
	10.000	9.900	9.900												
	10.000	9.900	9.850												
	9.925	9.950	9.950												
	10.000	9.950	10.000												
	39.925	39.700	39.700												

Judge's Signatures * VT Gail McGann (N), Kevin Freeman (N) * UB Charlene Christensen (B), Marcy Blitz (N) * BB Karin Ederer (N), Anne Vogel (N) * FX Lorraine Duffy (N), Ricky Sakem (N)

* Head Judge VT Jeana By (N), Sharon Hadj Romdhane (N) UB Rose Casterline (N), Nanette Walker (N) BB Tracy Brewer (N), Kai Sims (N) FX Janine Bell (N), Justin Powers (L10)

Coach's Signature _____ Coach's Signature _____

NCAA Gymnastics Score Sheet

Teams: Home Iowa State University

Visitor University Of Denver

Date Mar 23, 2024

Place University Of Oklahoma Gymnastics

Attendance 4571

Name		1	2	3	4	nd	AVE	Name		1	2	3	4	nd	AVE
V A U L T	1 Paige Wills 320	9.80	9.80	9.80	9.70		9.800	1	Mila Brusch 215	9.90	9.90	9.90	9.90		9.900
	2 Kaia Parker 313	9.85	9.85	9.85	9.85		9.850	2	Bella Mabanta 207	9.85	9.75	9.80	9.90		9.825
	3 Noelle Adams 305	9.80	9.75	9.80	9.75		9.775	3	Amanda Hargraves 211	9.90	9.85	9.85	9.90		9.875
	4 Josie Bergstrom 303	9.85	9.80	9.80	9.80		9.800	4	Madison Ulrich 201	9.90	9.85	9.85	9.90		9.875
	5 Emilie Hong 306	9.85	9.75	9.80	9.75		9.775	5	Rylie Mundell 205	9.85	9.85	9.85	9.90		9.850
	6 Ella Schell 317	9.75	9.80	9.75	9.85		9.775	6	Jessica Hutchinson 209	9.90	9.90	9.85	9.95		9.900

Vault Score: 49.000

Running Score: 49.000

Vault Score: 49.400

Running Score: 49.400

B A R S	1 Ella Schell 317	9.75	9.75	9.70	9.75		9.750	1	Kiley Rorich 203	9.85	9.90	9.90	9.90		9.900
	2 Paige Wills 320	9.75	9.75	9.80	9.80		9.775	2	Madison Ulrich 201	9.90	9.90	9.85	9.85		9.875
	3 Hannah Loy im 309	9.70	9.75	9.70	9.70		9.700	3	Mia Hebinck 210	9.95	9.85	9.90	9.90		9.900
	4 Laura Cooke 301	9.20	9.20	9.25	9.00		9.200	4	Jessica Hutchinson 209	9.90	9.95	9.90	9.85		9.900
	5 Lauren Thomas 318	9.85	9.85	9.85	9.85		9.850	5	Rylie Mundell 205	9.85	9.85	9.75	9.85		9.850
	6 Loganne Basuel 304	9.85	9.80	9.75	9.85		9.825	6	Momoko Iwai 208	9.90	9.90	9.95	9.85		9.900

Bars Score: 48.900

Running Score: 97.900

Bars Score: 49.475

Running Score: 98.875

B E A M	1 Hannah Loy im 309	9.80	9.80	9.70	9.80		9.800	1	Momoko Iwai 208	9.85	9.80	9.85	9.85		9.850
	2 Lauren O'Brochta 311	9.80	9.85	9.75	9.75		9.775	2	Abbie Thompson 202	9.85	9.80	9.90	9.90		9.875
	3 Rachel Wilke 319	9.90	9.90	9.90	9.90		9.900	3	Mia Hebinck 210	9.95	9.90	9.85	9.95		9.925
	4 Noelle Adams 305	8.55	8.45	8.40	8.55		8.500	4	Madison Ulrich 201	9.85	9.85	9.90	9.80		9.850
	5 Josie Bergstrom 303	9.85	9.80	9.90	9.90		9.875	5	Bella Mabanta 207	9.95	9.95	9.85	9.95		9.950
	6 Lauren Thomas 318	9.80	9.80	9.75	9.85		9.800	6	Jessica Hutchinson 209	9.90	9.90	9.90	9.95		9.900

Beam Score: 49.150

Running Score: 147.050

Beam Score: 49.500

Running Score: 148.375

F L O O R	1 Madelyn Manternach 310	9.85	9.85	9.80	9.75		9.825	1	Kiley Rorich 203	9.90	9.90	9.90	9.85		9.900
	2 Laura Cooke 301	9.80	9.90	9.80	9.75		9.800	2	Abbie Thompson 202	9.80	9.85	9.90	9.85		9.850
	3 Rachel Wilke 319	9.85	9.80	9.70	9.85	-0.1	9.725	3	Momoko Iwai 208	9.85	9.95	9.90	9.95		9.925
	4 Kaia Parker 313	9.85	9.95	9.90	9.90		9.900	4	Bella Mabanta 207	9.90	9.95	9.80	9.90		9.900
	5 Noelle Adams 305	9.90	9.95	9.85	9.85		9.875	5	Madison Ulrich 201	9.90	9.90	9.90	9.90		9.900
	6 Ella Schell 317	9.90	9.95	9.90	9.80		9.900	6	Jessica Hutchinson 209	10.00	9.95	9.95	10.00		9.975

Floor Score: 49.300

Running Score: 196.350

Floor Score: 49.600

Running Score: 197.975

Final Team Score: 196.350

Final Team Score: 197.975

All-Arounders

All-Arounders

V T U B B B F X A A								Ulrich	Hutchinson						
								9.875	9.900						
								9.875	9.900						
								9.850	9.900						
								9.900	9.975						
								39.500	39.675						

Judge's Signatures * VT

* UB

* BB

* FX

Gail McGann (N), Kevin Freeman (N)

Charlene Christensen (B), Marcy Blitz (N)

Karin Ederer (N), Anne Vogel (N)

Lorraine Duffy (N), Ricky Sakem (N)

* Head Judge

VT

UB

BB

FX

Jeana By (N), Sharon Hadj Romdhane (N)

Rose Casterline (N), Nanette Walker (N)

Tracy Brewer (N), Kai Sims (N)

Janine Bell (N), Justin Powers (L10)

Coach's Signature

Coach's Signature

NCAA Gymnastics Score Sheet

Teams: Home West Virginia University Visitor _____

Date Mar 23, 2024 Place University Of Oklahoma Gymnastics Attendance 4571

Name		1	2	3	4	nd	AVE	Name		1	2	3	4	nd	AVE
V A U L T	1 Brooke Alban	502	9.80	9.75	9.80	9.80	9.800								
	2 Sierra Muns	513	9.85	9.85	9.70	9.75	9.800								
	3 Jayden McDonnell	511	9.80	9.70	9.75	9.70	9.725								
	4 Kiana Lewis	509	9.90	9.90	9.85	9.90	9.900								
	5 Abbie Pierson	515	9.80	9.85	9.85	9.80	9.825								
	6 Emma Wehry	518	9.85	9.80	9.80	9.80	9.800								

Vault Score: 49.125 Running Score: 49.125 Vault Score: 0.000 Running Score: 0.000

B A R S	1 Miranda Smith	517	8.90	8.90	9.00	8.95	8.925							
	2 Amber Lowe	510	9.80	9.70	9.80	9.85	9.800							
	3 Abbie Pierson	515	8.50	8.00	8.25	8.70	8.375							
	4 Anna Leigh	508	9.80	9.70	9.75	9.65	9.725							
	5 Emma Wehry	518	9.70	9.70	9.70	9.75	9.700							
	6 Jayden McDonnell	511	9.85	9.75	9.80	9.85	9.825							

Bars Score: 47.975 Running Score: 97.100 Bars Score: 0.000 Running Score: 0.000

B E A M	1 Miranda Smith	517	9.75	9.75	9.70	9.70	9.725						
	2 Abbie Pierson	515	9.75	9.70	9.75	9.70	9.725						
	3 Julia Brown	503	9.90	9.85	9.80	9.85	9.850						
	4 Emma Wehry	518	9.85	9.85	9.85	9.85	9.850						
	5 Anna Leigh	508	9.20	9.30	9.15	9.10	9.175						
	6 Jurnee Lane	507	9.70	9.70	9.75	9.75	9.725						

Beam Score: 48.875 Running Score: 145.975 Beam Score: 0.000 Running Score: 0.000

F L O O R	1 Kiana Lewis	509	9.90	9.90	9.85	9.85	9.875						
	2 Jurnee Lane	507	9.80	9.85	9.80	9.85	9.825						
	3 Amber Lowe	510	9.75	9.85	9.80	9.80	9.800						
	4 Ellen Collins	504	9.80	9.90	9.70	9.70	9.750						
	5 Julia Brown	503	9.60	9.75	9.70	9.70	9.700						
	6 Abbie Pierson	515	9.90	9.90	9.90	9.90	9.900						

Floor Score: 49.150 Running Score: 195.125 Floor Score: 0.000 Running Score: 0.000

Final Team Score: 195.125

Final Team Score: 0.000

All-Arounders

All-Arounders

V T U B B B F X A A	Pierson												
	9.825												
	8.375												
	9.725												
	9.900												
	37.825												

Judge's Signatures * VT Gail McCann (N), Kevin Freeman (N) * UB Charlene Christensen (B), Marcy Blitz (N) * BB Karin Ederer (N), Anne Vogel (N) * FX Lorraine Duffy (N), Ricky Sakem (N)

* Head Judge VT Jeana By (N), Sharon Hadj Romdhane (N) UB Rose Casterline (N), Nanette Walker (N) BB Tracy Brewer (N), Kai Sims (N) FX Janine Bell (N), Justin Powers (L10)





Coach's Signature _____ Coach's Signature _____

Big 12 Womens Gymnastics Championships

Team Results

Mar 23, 2024

Page: 1
Printed: 3/23/2024 9:54:08 PM
Women / 10 / All Ages
Session: 1

Rank	Gym	Team	Score				
1	Oklahoma	X	198.950	49.675 1	49.725 1	49.775 1	49.775 1
2	Denver	X	197.975	49.400 2	49.475 2	49.500 2	49.600 2
3	BYU	X	197.050	49.100 4	49.375 3	49.250 3	49.325 3
4	Iowa State	X	196.350	49.000 5	48.900 4	49.150 4	49.300 4
5	West Virginia	X	195.125	49.125 3	47.975 5	48.875 5	49.150 5

Big 12 Womens Gymnastics Championships

Event Results - AA





Mar 23, 2024

Page: 1

Printed: 3/23/2024 9:53:57 PM

Women / 10 / All Ages

Session: 1

Rank	Num	Name	Gym					AA
1	401	Jordan Bowers	Oklahoma	10.000	10.000	9.925	10.000	39.925
2T	417	Faith Torrez	Oklahoma	9.900	9.850	9.950	10.000	39.700
2T	408	Katherine LeVasseur	Oklahoma	9.900	9.900	9.950	9.950	39.700
4	209	Jessica Hutchinson	Denver	9.900	9.900	9.900	9.975	39.675
5	201	Madison Ulrich	Denver	9.875	9.875	9.850	9.900	39.500
6	515	Abbie Pierson	West Virginia	9.825	8.375	9.725	9.900	37.825

Big 12 Womens Gymnastics Championships

Event Results - Vault

Mar 23, 2024



Rank	Num	Name	Gym	Start	Score	Out
1	401	Jordan Bowers	Oklahoma	___	10.000	0.000
2	410	Hannah Scheible	Oklahoma	___	9.975	0.025
3*	417	Faith Torrez	Oklahoma	___	9.900	0.100
3*	408	Katherine LeVasseur	Oklahoma	___	9.900	0.100
3T	209	Jessica Hutchinson	Denver	___	9.900	0.100
3T	411	Ava Siegfeldt	Oklahoma	___	9.900	0.100
3T	509	Kiana Lewis	West Virginia	___	9.900	0.100
3*	418	Keira Wells	Oklahoma	___	9.900	0.100
3*	215	Mila Brusch	Denver	___	9.900	0.100
10T	201	Madison Ulrich	Denver	___	9.875	0.125
10T	211	Amanda Hargraves	Denver	___	9.875	0.125
12T	120	Kylie Eaquinto	BYU	___	9.850	0.150
12T	313	Kaia Parker	Iowa State	___	9.850	0.150
12T	205	Rylie Mundell	Denver	___	9.850	0.150
12T	123	Sydney Benson	BYU	___	9.850	0.150
16T	515	Abbie Pierson	West Virginia	___	9.825	0.175
16T	207	Bella Mabanta	Denver	___	9.825	0.175
16T	108	Allix Mason	BYU	___	9.825	0.175
19T	518	Emma Wehry	West Virginia	___	9.800	0.200
19T	121	Sophie Dudley	BYU	___	9.800	0.200
19T	303	Josie Bergstrom	Iowa State	___	9.800	0.200
19T	320	Paige Wills	Iowa State	___	9.800	0.200
19*	513	Sierra Muns	West Virginia	___	9.800	0.200
19*	502	Brooke Alban	West Virginia	___	9.800	0.200
25T	317	Ella Schell	Iowa State	___	9.775	0.225
25T	305	Noelle Adams	Iowa State	___	9.775	0.225
25T	102	Elise Rollins	BYU	___	9.775	0.225
25T	113	Ava Jorgensen	BYU	___	9.775	0.225
25T	306	Emilie Hong	Iowa State	___	9.775	0.225
30	511	Jayden McDonnell	West Virginia	___	9.725	0.275

Big 12 Womens Gymnastics Championships

Event Results - Bars

Mar 23, 2024



Rank	Num	Name	Gym	Start	Score	Out
1	401	Jordan Bowers	Oklahoma	—.—	10.000	0.000
2	402	Audrey Davis	Oklahoma	—.—	9.975	0.025
3T	414	Ragan Smith	Oklahoma	—.—	9.950	0.050
3T	122	Anna Bramblett	BYU	—.—	9.950	0.050
5T	408	Katherine LeVasseur	Oklahoma	—.—	9.900	0.100
5T	209	Jessica Hutchinson	Denver	—.—	9.900	0.100
5T	208	Momoko Iwai	Denver	—.—	9.900	0.100
5T	210	Mia Hebinck	Denver	—.—	9.900	0.100
5T	203	Kiley Rorich	Denver	—.—	9.900	0.100
5*	412	Danielle Sievers	Oklahoma	—.—	9.900	0.100
5*	126	Anyssa Alvarado	BYU	—.—	9.900	0.100
12T	201	Madison Ulrich	Denver	—.—	9.875	0.125
12T	114	Linsey Hunter-Kempler	BYU	—.—	9.875	0.125
14T	417	Faith Torrez	Oklahoma	—.—	9.850	0.150
14T	205	Rylie Mundell	Denver	—.—	9.850	0.150
14T	318	Lauren Thomas	Iowa State	—.—	9.850	0.150
17T	120	Kylie Eaquinto	BYU	—.—	9.825	0.175
17T	113	Ava Jorgensen	BYU	—.—	9.825	0.175
17T	511	Jayden McDonnell	West Virginia	—.—	9.825	0.175
17T	304	Loganne Basuel	Iowa State	—.—	9.825	0.175
21	510	Amber Lowe	West Virginia	—.—	9.800	0.200
22	320	Paige Wills	Iowa State	—.—	9.775	0.225
23	317	Ella Schell	Iowa State	—.—	9.750	0.250
24T	108	Allix Mason	BYU	—.—	9.725	0.275
24T	508	Anna Leigh	West Virginia	—.—	9.725	0.275
26T	518	Emma Wehry	West Virginia	—.—	9.700	0.300
26T	309	Hannah Loyim	Iowa State	—.—	9.700	0.300
28	301	Laura Cooke	Iowa State	—.—	9.200	0.800
29	517	Miranda Smith	West Virginia	—.—	8.925	1.075
30	515	Abbie Pierson	West Virginia	—.—	8.375	1.625

Big 12 Womens Gymnastics Championships

Event Results - Beam

Mar 23, 2024



Rank	Num	Name	Gym	Start	Score	Out
1	414	Ragan Smith	Oklahoma	___	10.000	0.000
2*	417	Faith Torrez	Oklahoma	___	9.950	0.050
2*	408	Katherine LeVasseur	Oklahoma	___	9.950	0.050
2T	207	Bella Mabanta	Denver	___	9.950	0.050
2T	411	Ava Siegfeldt	Oklahoma	___	9.950	0.050
6T	401	Jordan Bowers	Oklahoma	___	9.925	0.075
6T	402	Audrey Davis	Oklahoma	___	9.925	0.075
6T	210	Mia Hebinck	Denver	___	9.925	0.075
9T	209	Jessica Hutchinson	Denver	___	9.900	0.100
9T	102	Elease Rollins	BYU	___	9.900	0.100
9T	319	Rachel Wilke	Iowa State	___	9.900	0.100
12T	202	Abbie Thompson	Denver	___	9.875	0.125
12T	303	Josie Bergstrom	Iowa State	___	9.875	0.125
14T	201	Madison Ulrich	Denver	___	9.850	0.150
14T	208	Momoko Iwai	Denver	___	9.850	0.150
14T	518	Emma Wehry	West Virginia	___	9.850	0.150
14T	503	Julia Brown	West Virginia	___	9.850	0.150
14*	124	Brynlee Andersen	BYU	___	9.850	0.150
14*	109	Mina Margraf	BYU	___	9.850	0.150
20T	106	Eliza Millar-Crossman	BYU	___	9.825	0.175
20T	103	Madison Raesly-Patton	BYU	___	9.825	0.175
22T	318	Lauren Thomas	Iowa State	___	9.800	0.200
22T	309	Hannah Loyim	Iowa State	___	9.800	0.200
24	311	Lauren O'Brochta	Iowa State	___	9.775	0.225
25T	515	Abbie Pierson	West Virginia	___	9.725	0.275
25T	507	Jurnee Lane	West Virginia	___	9.725	0.275
25T	517	Miranda Smith	West Virginia	___	9.725	0.275
28	108	Allix Mason	BYU	___	9.625	0.375
29	508	Anna Leigh	West Virginia	___	9.175	0.825
30	305	Noelle Adams	Iowa State	___	8.500	1.500

Big 12 Womens Gymnastics Championships

Page: 1
Printed: 3/23/2024 9:53:39 PM

Event Results - Floor

Women / 10 / All Ages

Session: 1

Mar 23, 2024



Rank	Num	Name	Gym	Start	Score	Out
1T	401	Jordan Bowers	Oklahoma	___	10.000	0.000
1T	417	Faith Torrez	Oklahoma	___	10.000	0.000
3	209	Jessica Hutchinson	Denver	___	9.975	0.025
4	408	Katherine LeVasseur	Oklahoma	___	9.950	0.050
5T	402	Audrey Davis	Oklahoma	___	9.925	0.075
5T	208	Momoko Iwai	Denver	___	9.925	0.075
7T	201	Madison Ulrich	Denver	___	9.900	0.100
7T	515	Abbie Pierson	West Virginia	___	9.900	0.100
7T	414	Ragan Smith	Oklahoma	___	9.900	0.100
7T	207	Bella Mabanta	Denver	___	9.900	0.100
7T	120	Kylie Eaquinto	BYU	___	9.900	0.100
7T	317	Ella Schell	Iowa State	___	9.900	0.100
7T	203	Kiley Rorich	Denver	___	9.900	0.100
7T	313	Kaia Parker	Iowa State	___	9.900	0.100
7T	121	Sophie Dudley	BYU	___	9.900	0.100
7T	405	Bell Johnson	Oklahoma	___	9.900	0.100
17T	305	Noelle Adams	Iowa State	___	9.875	0.125
17T	509	Kiana Lewis	West Virginia	___	9.875	0.125
17T	106	Eliza Millar-Crossman	BYU	___	9.875	0.125
20T	202	Abbie Thompson	Denver	___	9.850	0.150
20T	101	Heidi Schooley	BYU	___	9.850	0.150
22T	507	Jurnee Lane	West Virginia	___	9.825	0.175
22T	310	Madelyn Manternach	Iowa State	___	9.825	0.175
24T	123	Sydney Benson	BYU	___	9.800	0.200
24T	510	Amber Lowe	West Virginia	___	9.800	0.200
24T	301	Laura Cooke	Iowa State	___	9.800	0.200
24T	107	Olivia Matern	BYU	___	9.800	0.200
28	504	Ellen Collins	West Virginia	___	9.750	0.250
29	319	Rachel Wilke	Iowa State	___	9.725	0.275
30	503	Julia Brown	West Virginia	___	9.700	0.300