



BYU BASEBALL



@BYUBASEBALL



18 CONFERENCE CHAMPIONSHIPS | 15 NCAA TOURNAMENTS | 2 COLLEGE WORLD SERIES | 63 ALL-AMERICANS | 123 MLB DRAFT PICKS

2024 SCHEDULE

20-29 | H: 9-14 | A: 10-13 | N: 1-2 | Big 12: 6-21

FEBRUARY

16	vs USC	MLB.com	W 8-1
17	vs Ohio State	MLB.com	L 7-2
19	vs Grand Canyon	MLB.com	L 6-2
21	at Cal	Pac-12.com	L 8-0
22	at UC Davis	Stadium	W 20-4
23	at UC Davis	ESPN+	L 6-2
24	at UC Davis	Stadium	L 9-5
29	Gonzaga	Big 12 Now ESPN+	W 3-2

MARCH

1	Gonzaga	Big 12 Now ESPN+	W 11-2
2	Gonzaga	Big 12 Now ESPN+	W 6-4
5	at UNLV	MW Network	W 6-4
7	at West Virginia	Big 12 Now ESPN+	L 10-4
8	at West Virginia	Big 12 Now ESPN+	W 4-1
9	at West Virginia	Big 12 Now ESPN+	L 2-0
12	at Utah	Canceled	
14	Houston	Big 12 Now ESPN+	L 9-2
15	Houston	Big 12 Now ESPN+	W 4-2
16	Houston	Big 12 Now ESPN+	W 10-8
19	at Utah Tech	ESPN+	W 11-6
21	at Texas Tech	Big 12 Now ESPN+	W 8-5
22	at Texas Tech	Big 12 Now ESPN+	L 4-3
23	at Texas Tech	Big 12 Now ESPN+	L 10-1
25	Utah Valley	Big 12 Now ESPN+	L 15-11
28	Kansas	Big 12 Now ESPN+	L 11-1
29	Kansas	Big 12 Now ESPN+	L 4-3
30	Kansas	Big 12 Now ESPN+	L 8-5

APRIL

4	at Texas	Longhorn Network	W 7-5
5	at Texas	Longhorn Network	L 4-3
6	at Texas	Longhorn Network	W 7-5
9	at Utah	Pac-12 Network	W 7-3
11	Baylor	Big 12 Now ESPN+	L 2-9
12	Baylor	Big 12 Now ESPN+	L 5-8
13	Baylor	Big 12 Now ESPN+	L 17-18
15	Utah Tech	Big 12 Now ESPN+	W 8-2
18	Oklahoma	Big 12 Now ESPN+	L 10-8
19	Oklahoma	Big 12 Now ESPN+	L 12-6
20	Oklahoma	Big 12 Now ESPN+	L 10-7
23	Utah	Big 12 Now ESPN+	W 5-4
25	at Oklahoma St.	Big 12 Now ESPN+	L 17-5
26	at Oklahoma St.	Big 12 Now ESPN+	L 11-5
27	at Oklahoma St.	Big 12 Now ESPN+	L 12-5
29	Abilene Christian	Big 12 Now ESPN+	W 8-6

MAY

2	at Miami	ACC Network Extra	L 2-3
3	at Miami	ACC Network Extra	L 4-6
4	at Miami	ACC Network Extra	W 8-2
7	at Utah Valley	ESPN+	W 4-2
9	Cincinnati	Big 12 Now ESPN+	L 5-9
10	Cincinnati	Big 12 Now ESPN+	L 2-4
11	Cincinnati	Big 12 Now ESPN+	L 5-12
14	Grand Canyon	Big 12 Now ESPN+	W 8-7
16	at Kansas State	Big 12 Now ESPN+	5 pm
17	at Kansas State	Big 12 Now ESPN+	5 pm
18	at Kansas State	Big 12 Now ESPN+	3 pm
21-25	Big 12 Tourney	Arlington, Texas	TBD

All times listed Mountain Time Zone

GAME MATCH UP

BYU at KANSAS STATE | Tointon Family Stadium | Manhattan, KS | May 16-18

KANSAS STATE SERIES	 BYU	 Kansas State
	2024 Record: 20-29, 6-21 (Big 12) H: 9-14 A: 10-13 N: 1-2	2024 Record: 29-21, 13-14 (Big 12) H: 18-6 A: 9-14 N: 2-1
	2023 Record: 24-28 WCC: 13-14 Coach : Trent Pratt (Dixie State, 2008) Record: 60-66 (.476)	2023 Record: 35-24 Big 12: 13-11 Coach: Pete Hughes (Davidson, 1990) Record: 727-575-3 (.557)
	Thursday 6 pm CT Big 12 Now on ESPN+ BYU Radio 107.9 FM; BYU Radio App Friday 6 pm CT Big 12 Now on ESPN+ BYU Radio 107.9 FM; BYU Radio App Saturday 4 pm CT Big 12 Now on ESPN+ BYU Radio 107.9 FM; BYU Radio App	

A WRAP ON 2024. BYU will conclude its 2024 baseball campaign with the weekend series at Kansas State. With a 6-21 record in league play, BYU was eliminated from the 2024 Big 12 tournament last week. Kansas State is eighth in the Big 12 standings and will advance to the Big 12 Baseball Championships at Globe Life Field in Arlington, Texas May 21-25.

DATES & TIMES. Thursday and Friday games are set for 6 p.m. CT, with the Saturday game scheduled for 4 p.m. CT. All three games will air live on Big 12 Now on ESPN+, and can also be heard on the BYU Radio App and locally on BYU Radio 107.9 FM.

HOME FINALE WIN. BYU baseball scored eight runs on nine hits in its home finale to defeat Grand Canyon, 8-7, on Tuesday at Miller Park. The win avenged a 6-2 loss on Feb. 19 and handed the Lopes just their second loss in the last 13 games. The Cougars drilled four home runs, tying a season-high from an 8-2 win at Miami on May 4. Anderson's two bombs and 3 RBI came on a 3-for-5 night at bat. Five other Cougars recorded hits with Ryker Schow going 2-for-3 with an RBI, Parker Goff 1-for-3 with two runs, Reuter 1-for-4 with a homer and Cooper Vest 1-for-5 with two runs, including a homer. Crew McChesney added a 1-for-3 outing with a run and two walks.

SCOUTING THE WILDCATS. Pete Hughes is in his sixth season at the helm as Kansas State head coach. Hughes has compiled a 727-575-3 career head-coaching record with previous stints at Oklahoma (2013-17), Virginia Tech (2007-13) and Boston College (1999-2006). The Wildcats went 35-24 (13-11) and finished fifth in the Big 12 in 2023 followed by a fifth-place selection in the 2024 preseason poll.

Both BYU and Kansas State began the season with three games at the MLB Desert Invitational in Mesa, Arizona. The Cougars went 1-2 with losses to Ohio State and GCU following an 8-1 win over USC. The Wildcats won games versus Boston College and Georgetown after a loss to Cal.

Through 27 league games in 2024, Kansas State is tied for seventh in the Big 12 with TCU. The Wildcats have slipped to 13-14 with seven losses in their last 12 games, including going 1-2 in two of their last three conference series. Kansas State is coming off a 1-2 weekend at West Virginia (4-3, 0-13, 5-12) May 10-12, and will not play a midweek game following the cancellation of a Tuesday contest with South Dakota State.

Infielder Brady Day leads the Wildcats in batting (.337), hits (64) and RBI (48) while outfielder Brendan Jones holds a team-leading 54 runs. Jones also leads the Big 12 with 35 stolen bases and 45 walks. The Kansas State pitching staff is headlined by Owen Boerema and Jackson Wentworth. Boerema leads the league with 15 games started and ranks sixth with 83 strikeouts while Wentworth holds the Big 12's third-best opponent batting average at .203.

2024 STAT COMPARISON



.286	BA	.276
1,668	AB	1,723
275	R	323
420	H	476
86	2B	86
15	3B	14
65	HR	54
254	RBI	293
.438	SLG%	.436
227	BB	272
62	HBP	33
542	SO	424
.358	OB%	.382
32-45	SB-ATT	115-137
5.99	ERA	5.59
11	SV	14
239	BB	190
432	SO	473
.278	BAA	.263
.972	FLD%	.973



NCAA DI SAVES LEADERS

- Mason Burns / Western Kentucky / 14
Ethan Bates / Louisiana Tech
- Bridger Holmes / Oregon State / 11
Micah Ashman / Utah
Reece Lawler / UIC
Joey Danielson / North Dakota State
Davis Aiken / Charleston
Charlie Beilenson / Duke
- 9. Stone Cushing / BYU / 10**
Ten pitchers tied with nine saves

BYU 2023 CONFERENCE HONOREES

ALL-CONFERENCE

- Cooper Vest – All-WCC Second Team
- Boston Mabeus – WCC HM
- Luke Anderson – WCC Freshman Team

ACADEMIC HONORS

- Tate Gambill – WCC Gold Honor Roll
- Carter Foss – WCC Silver Honor Roll
- Parker Goff – WCC Silver Honor Roll
- Ben Hansen – WCC Silver Honor Roll
- Boston Mabeus – WCC Bronze HR Roll
- Mason Olson – WCC Bronze Honor Roll

SEASON HIGHLIGHTS | STATS

BYU and Kansas State are two of the top-3 triple-producing teams in the Big 12, with the Cougars recording 15 triples on the season to the Wildcats' 14. In conference play, BYU ranks fifth in team fielding percentage at .976 while Kansas State ranks 12th at .967.

COUGAR CLOSER. With his 10th save of the season versus GCU, Stone Cushing becomes one of only nine pitchers nationally to record double-digit saves this season. Cushing is now tied for second all-time at BYU in single-season saves with Reid McLaughlin (2022). An eleventh save this weekend would tie Cushing with Jordan Muir (2009) for the school record. Cushing also stands at fifth all-time at BYU in career saves, having surpassed Drew Zimmerman (2018-19) on Tuesday. The junior from Salem, Utah registered his first-career win in a 5-4 defeat of Utah then found himself on the NCBWA's Stopper of the Year Midseason Watch List with its April 24 release.

BYUTILITY. Luke Anderson, Collin Reuter and Cooper Vest have proved to be valuable defenders for the Cougars in a variety of positions in 2024. Anderson has made 24 starts in leftfield, 12 in right, three in center and most recently anchored the BYU infield with seven starts at second base. Vest and Reuter make a reliable tandem in right with Vest starting 28 games at first base and 21 in rightfield, while Reuter has moved from 32 games at catcher to the last 12 at first. Reuter and Vest each rank top-15 in the Big 12 in fielding percentage, with Reuter also tied for second in runners caught stealing.

SUPER SOPHOMORE. Third baseman Easton Jones continues to compile impressive offensive numbers. Jones leads BYU in average (.286), hits (54), home runs (14), total bases (108) and slugging percentage (.571). The sophomore from Lehi, Utah also has a team-high 17 multiple-hit games and a team-long 12-game hitting streak. Ten of Jones' 14 homers on the season have come in Big 12 play, giving him the conference's third-leading spot in home runs versus Big 12 competition.

YOUNG GUNS. Eight of BYU's nine batters in the lineup are underclassmen, with Aloy, Ryker Schow and Crew McChesney true freshmen. Schow has come on strong over the last half of the season with 20 runs on 25 hits, two homers and nine RBI with at least one run scored in 11 of the last 18 games. Aloy, the May 6 Big 12 Newcomer of the Week, leads BYU with 38 RBI and ranks second on the team in both hits (51) and batting average (.277). McChesney has emerged as a reliable piece of the future with starts in each of the last 10 games. The Lone Peak High School product has reached base in 24 of 40 at bats on the season.

TOOK DOWN TEXAS. Despite a series of setbacks this season, the Cougars' pair of 7-5 wins in Austin have aged well. Since BYU dealt Texas two losses in three games on April 4 and 6, the Longhorns have won 13 of their last 20 games, including four combined wins over the Sooners and Cowboys. BYU is the only Big 12 team in 2024 to win a series over now No.25 Texas.

CONFERENCE LEADERS. Several BYU players are among the top 15 in various Big 12 season statistical categories.

Category	Rank	Player	Number
Saves	1st	Stone Cushing	10
Games Finished	1st	Stone Cushing	23
Appearances	2nd	Stone Cushing	27
Sacrifice Flies	2nd	Kuhio Aloy	7
Runners Caught Stealing	T-2nd	Collin Reuter	11
Assists	5th	Crew Robinson	119
Hit by Pitch	6th	Cooper Vest	12
Home Runs	T-7th	Easton Jones	14
Total Chances	T-8th	Collin Reuter	381
Putouts	9th	Collin Reuter	343
Fewest Walks Allowed	T-9th	Bryce Robison	21
Fielding Percentage	13th	Cooper Vest	.994
Total Bases	T-13th	Easton Jones	108
Fielding Percentage	14th	Collin Reuter	.992

BYU/K-STATE SERIES HISTORY

Thursday marks the 10th all-time meeting between the Cougars and Wildcats. The series is closely contested with Kansas State holding a 5-4 edge overall, and each team going 4-0 at their respective homes. The Wildcats won the first all-time meeting 7-1 at the Riverside Baseball Invitational in Riverside, California on March 25, 1971. The Cougars have won four of the last six in the series, including a 13-10 win in the last meeting on April 14, 2010 in Provo.

BYU QUICK FACTS

ATHLETIC COMMUNICATIONS

Baseball Communications.....Duff Tittle
Email.....duff_tittle@byu.edu
Cell Phone801-372-4401
Baseball Comms Assistant Joseph Hovey
Email.....hoveyj@byu.edu
Cell Phone385-242-5474
BYU Athletics Websitebyucougars.com
Baseball Social Media.....@BYUBaseball
Mailing Address.....331 SAB, Provo, UT 84602

GENERAL INFORMATION

School.....Brigham Young University
Location.....Provo, Utah
Founded1875
Enrollment.....33,633
NicknameCougars
ColorsBlue and White
ConferenceBig 12
PresidentC. Shane Reese
Athletics Director.....Tom Holmoe

STADIUM INFORMATION

Home Field:Miller Park
Capacity.....2,204
Surface.....Shaw Sports Turf
Year Opened.....2001
Dimension347-380-402-388-343
Largest Crowd.....3,192 vs Utah (5/17/2022)

2024 BIG 12 PRESEASON POLL

Team	First	Place	Total
1.	TCU	11	143
2.	Texas	2	131
3.	Oklahoma State		119
4.	Texas Tech		107
5.	Kansas State		98
T6.	Oklahoma		85
T6.	West Virginia		85
8.	Kansas		67
9.	Houston		56
10.	UCF		45
11.	Baylor		36
T12.	BYU		21
T12.	Cincinnati		21

2024 BIG 12 STANDINGS (MAY 15)

Place	Team	Big 12	Season
1.	Oklahoma	21-6	32-17
2.	Oklahoma State	17-9	34-16
3.	West Virginia	17-10	31-19
	Texas	17-10	32-20
5.	Cincinnati	16-11	30-21
6.	Kansas	15-12	29-18
7.	TCU	13-14	30-17
	Kansas State	13-14	29-21
9.	UCF	12-14	31-17
10.	Texas Tech	12-17	30-22
11.	Baylor	9-18	21-29
12.	Houston	7-19	26-26
13.	BYU	6-21	20-29

BYU PROJECTED POSITION STARTERS

Pos	Name	YR	AVG	AB	R	H	2B	3B	HR	RBI	SLG	BB	OBP	SB
CF	Crew McChesney	Fr.	.325	40	10	13	3	1	14	4	.525	11	.388	4
3B	Easton Jones	So.	.286	189	30	54	10	1	8	36	.571	23	.370	4
DH	Kuhio Aloy	Fr.	.277	184	25	51	8	1	8	38	.462	18	.333	0
1B	Collin Reuter	So.	.272	169	27	46	8	1	3	36	.491	25	.382	1
RF	Cooper Vest	Jr.	.249	185	37	46	9	3	8	26	.492	25	.372	2
C	Parker Goff	So.	.259	85	15	22	7	1	1	12	.435	11	.390	0
LF	Ryker Schow	Fr.	.263	95	20	25	3	1	2	9	.379	14	.377	2
2B	Luke Anderson	So.	.255	192	32	49	12	2	3	26	.417	29	.358	9
SS	Chipper Beck	So.	.179	78	9	14	2	0	1	11	.244	6	.253	1

BYU PROJECTED PITCHING ROTATION

Pos	Name	YR	ERA	W-L	APP	GS	SV	IP	H	R	ER	BB	SO	BAA
LHP	Payton Gubler	So.	6.15	0-0	13	6	0	26.1	25	21	18	20	31	.250
RHP	Ben Hansen	So.	6.95	5-6	13	13	0	66	87	59	51	29	49	.315
RHP	Bryce Robison	Sr.	6.29	2-7	13	12	0	63	76	48	44	21	50	.296

COUGAR COACHING STAFF

TRENT PRATT was named BYU's head baseball coach on June 8, 2022. Prior to his appointment, Pratt served as the interim head coach of the Cougars for the final 25 games of the 2022 season, where he guided BYU to an overall record of 16-9 (.640) and was 10-6 (.626) in WCC games.

Pratt had been an integral part of the BYU baseball staff over the previous 10 years where he helped BYU claim WCC regular season championships in 2016, 2017 and 2019. As a player, Pratt played two years at Arizona State and two at Auburn, earning All-SEC honors as a senior catcher in 2002. He was drafted three times in MLB Draft, eventually going in the 12th round to the Philadelphia Phillies, where he played four seasons as part of their organization.

ABE ALVAREZ was hired as the BYU pitching coach in July 2022. Prior to joining the BYU baseball staff, he spent the previous four seasons as an assistant coach at Nevada. Alvarez was an All-American at Long Beach State where he posted a 23-5 record with a 2.56 ERA over three seasons (2001-03). Following his junior season, Alvarez was drafted in the second round by the Boston Red Sox. He made the quickest trip from single-A ball to the big leagues in Boston history, making his MLB appearance in July 2004 and was the youngest member of the team to win a World Series ring in 2004. He spent six seasons with the Red Sox organization before retiring in 2009.

ADAM LAW is a former Cougar infielder (2009-13) and returns to BYU after five years as the Los Angeles Dodgers' international operations and mental performance coach. Law is the son of former BYU head baseball coach Vance Law (2000-12) and former Cougar assistant coach Vern Law (1969-78). Vance played 12 seasons of Major League Baseball from 1980-91 and was an All-Star in 1988. Vern pitched for the Pittsburgh Pirates from 1950-1951, 1954-1967, with a stint in the military from 1951-54. A two-time All-Star, Vern led the Pirates to the 1960 World Series title and was awarded the Cy Young Award.

TYLER COOLBAUGH came to Provo following two years as the University of Arizona director of player development as well as two seasons on staff with the Texas Rangers and Abilene Christian. He played three years as an infielder with the Orioles organization before retiring in 2019. His father, Scott Coolbaugh, played third base for the Texas Rangers, San Diego Padres and St. Louis Cardinals (1989-94). He is currently the assistant hitting coach for Padres

NUMERICAL ROSTER



No.	Name	Pos	Yr.	Ht.	Wt.	B/T	Hometown (Previous School)
2	Brock Watkins	INF	JR	6-0	185	R/R	Pleasant Grove, Utah (P.G. HS)
3	Boston Mabeus	LHP	SR	6-2	205	R/L	Henderson, Nevada (Coronado HS)
4	Tate Gambill	OF	SR	5-10	190	L/L	Alpine, Utah (Southern Idaho)
5	Crew Robinson	INF	SR	6-2	190	L/R	Cedar Hills, Utah (UC San Diego)
7	Cooper Vest	OF/1B	JR	5-11	205	L/L	St. George, Utah (Dixie HS)
8	Cutter Clawson	LHP	SO	6-1	195	L/L	Laguna Beach, California (LB Beach)
9	Payton Gubler	RHP	SO	5-10	185	R/R	St. George, Utah (Desert Hills HS)
10	Parker Goff	C	SO	5-11	175	R/R	Herriman, Utah (Riverton HS)
11	Luke Anderson	OF	SO	5-10	170	R/R	Santa Clara, Utah (Snow Canyon HS)
13	Bryker Hurdsman	OF	SO	6-4	200	R/R	St. George, Utah (Utah Tech)
14	Bitner Workman	INF	SO	6-1	180	S/R	Queen Creek, Arizona (Basha HS)
16	Mason Olson	LHP	SR	5-10	165	R/L	Spanish Fork, Utah (Southern Idaho)
17	Easton Jones	INF	SO	6-3	205	R/R	Lehi, Utah (American Fork HS)
18	Collin Reuter	C	SO	6-3	220	R/R	Olive Branch, Miss. (Magnolia Heights)
19	Bryce Robison	RHP	SR	6-1	175	R/R	Las Vegas, Nevada (Palo Verde HS)
21	Chipper Beck	INF	SO	6-1	200	R/R	Highland, Utah (Salt Lake CC)
22	Brett Hansen	LHP	JR	6-4	205	L/L	Pleasanton, California (Vanderbilt)
23	Stone Cushing	RHP	JR	5-10	190	L/R	Salem, Utah (Southern Idaho)
24	Braeden Mondeau	INF	JR	6-0	185	R/R	Tucson, Arizona (Pima CC)
25	Luke Sterner	RHP	SO	6-2	210	R/R	Laguna Niguel, Calif. (Dana Hills HS)
26	Keoni Painter	OF	FR	5-11	185	L/L	Kula, Hawaii (Kamehameha Schools)
27	Gavin Taylor	C	FR	6-2	195	R/R	Tarzana, California (Birmingham HS)
28	Justis Reiser	LHP	SO	6-1	185	R/L	South Jordan, Utah (Bingham HS)
29	Jake Porter	RHP	JR	5-11	200	R/R	South Weber, Utah (Northridge HS)
31	Candon Dahle	RHP	JR	6-6	190	R/R	Blackfoot, Idaho (Southern Idaho)
33	Kuhio Aloy	DH	FR	6-1	200	R/R	Maui, Hawaii (H.P. Baldwin HS)
34	Greyson Shafer	INF	JR	6-4	225	R/R	Boise, Idaho (Southern Idaho)
35	Matt Fox	RHP	FR	6-4	195	R/R	Huntington Beach, Calif. (Coast HS)
36	Carter Foss	RHP	JR	6-3	215	R/R	San Diego, Calif. (Scripps Ranch HS)
37	Ben Hansen	RHP	SO	6-6	210	R/R	Pleasanton, California (Foothill HS)
39	Bryant Ball	C	SO	5-10	190	R/R	Highland, Utah (Skyridge HS)
40	Hayden Coon	RHP	JR	6-2	220	R/R	Yucaipa, California (Riverside CC)
43	Max Stanley	RHP	FR	6-3	175	L/R	Parker, Colorado (Douglas County HS)
44	Cayson Bell	RHP	FR	6-1	190	R/R	St. George, Utah (Dixie HS)
45	Ryker Schow	OF	FR	6-0	165	R/R	Pleasant Grove, Utah (P.G. HS)
49	Austin Laycock	RHP	FR	6-2	200	R/R	Lehi, Utah (American Fork HS)
50	Crew McChesney	OF	FR	6-0	180	L/R	Highland, Utah (Lone Peak HS)
51	Walker Sanders	OF	FR	6-1	185	R/R	Lamar, Mississippi (Marshall Academy)
53	Maddax Peck	RHP	FR	6-2	170	R/R	Riverton, Utah (Bingham HS)
55	Seth Rajacich	OF	FR	6-2	170	L/R	Apple Valley, California (Aquinas HS)

BASEBALL COACHES AND STAFF

No.	Position	Name	Alma Mater (Year)
15	Trent Pratt	Head Coach	Dixie State (2008)
41	Abe Alvarez	Pitching Coach	Long Beach State (2011)
6	Adam Law	Assistant Coach	BYU (2019)
12	Tyler Coolbaugh	Assistant Coach	Oklahoma (2018)
	Tuckett Slade	Director of Operations	Bellevue (2009)
	Blake Hofheins	Director of Player Development	BYU
	Judd Franson	Athletic Trainer	BYU (2013)

ALPHABETICAL ROSTER

No.	Name	Pos	Yr.
33	ALOY, Kuhio	DH	FR
11	ANDERSON, Luke	OF	SO
39	BALL, Bryant	C	SO
21	BECK, Chipper	INF	SO
44	BELL, Cayson	RHP	FR
8	CLAWSON, Cutter	LHP	SO
40	COON, Hayden	RHP	JR
23	CUSHING, Stone	RHP	JR
31	DAHLE, Candon	RHP	JR
36	FOSS, Carter	RHP	JR
35	FOX, Matt	RHP	FR
4	GAMBILL, Tate	OF	SR
10	GOFF, Parker	C	SO
222	HANSEN, Brett	LHP	JR
37	HANSEN, Ben	RHP	SO
13	HURSMAN, Bryker	OF	SO
17	JONES, Easton	INF	SO
9	GUBLER, Payton	RHP	SO
49	LAYCOCK, Austin	RHP	FR
3	MABEUS, Boston	LHP	JR
53	PECK, Maddax	RHP	FR
50	MCCHESNEY, Crew	OF	FR
24	MONDEAU, Braeden	INF	JR
16	OLSON, Mason	LHP	SR
26	PAINTER, Keoni	OF	FR
29	PORTER, Jake	RHP	JR
55	RAJACICH, Seth	OF	FR
28	REISER, Justis	RHP	SO
18	REUTER, Collin	C	SO
5	ROBINSON, Crew	INF	SR
19	ROBISON, Bryce	RHP	SR
51	SANDERS, Walker	OF	FR
45	SCHOW, Ryker	OF	FR
34	SHAFER, Greyson	INF	JR
43	STANLEY, Max	RHP	FR
25	STERNER, Luke	RHP	SO
27	TAYLOR, Gavin	C	FR
7	VEST, Cooper	OF/1B	SO
2	WATKINS, Brock	INF	JR
14	WORKMAN, Bitner	INF	SO

PRONUNCIATION GUIDE

Name	Pronunciation
Kuhio Aloy	Koo-HE-oh Uh-loy
Candon Dahle	Dal-E
Payton Gubler	Goobler
Boston Mabeus	May-bee-us
Breaden Mondeau	Mawn-dew
Justis Reiser	Justice Riser
Collin Reuter	Root-er
Bryce Robison	Rawb-eh-son
Seth Rajacich	Ray-jack
Ryker Schow	Sk-ow

BROADCAST ROSTER



2
Brock Watkins
INF JR 6-0 185 R/R
Pleasant Grove, UT



3
Boston Mabeus
LHP JR 6-2 205 R/L
Henderson, Nevada



5
Crew Robinson
INF SR 6-2 190 L/R
Cedar Hills, Utah



7
Cooper Vest
OF/1B JR 5-11 205
L/L St. George, Utah



8
Cutter Clawson
LHP SO 6-1 195 L/L
Laguna Beach, California



9
Payton Gubler
RHP SO 5-10 185 R/R
St. George, Utah



10
Parker Goff
C SO 5-11 175 R/R
Herriman, Utah



11
Luke Anderson
OF SO 5-10 170 R/R
Santa Clara, Utah



13
Bryker Hurdsmann
OF SO 6-4 200 R/R
St. George, Utah



14
Bitner Workman
INF SO 6-1 180 S/R
Queen Creek, Arizona



16
Mason Olson
LHP SR 5-10 165 R/L
Spanish Fork, Utah



17
Easton Jones
INF SO 6-3 205 R/R
Lehi, Utah



18
Collin Reuter
C SO 6-3 220 R/R
Olive Branch, Mississippi



19
Bryce Robison
RHP SR 6-1 175 R/R
Las Vegas, Nevada



21
Chipper Beck
INF SO 6-1 200 R/R
Highland, Utah



22
Brett Hansen
LHP JR 6-4 205 L/L
Pleasanton, California



23
Stone Cushing
RHP JR 5-10 190 L/R
Salem, Utah



24
Braeden Mondeau
INF JR 6-0 185 R/R
Tucson, Arizona



25
Luke Sterner
RHP SO 6-2 210 R/R
Laguna Niguel, California



26
Keoni Painter
OF RS-FR 5-11 185
L/L Kula, Hawaii



27
Gavin Taylor
C FR 6-2 195 R/R
Tarzana, California



28
Justis Reiser
LHP RS-SO 6-1 185
R/L South Jordan, Utah



29
Jake Porter
RHP JR 5-11 200 R/R
South Weber, Utah



31
Candon Dahle
RHP JR 6-6 190 R/R
Blackfoot, Idaho



33
Kuhio Aloy
DH FR 6-1 200 R/R
Maui, Hawaii



34
Greyson Shafer
INF JR 6-4 225 R/R
Boise, Idaho



35
Matt Fox
RHP FR 6-4 195 R/R
Huntington Beach, Calif.



36
Carter Foss
RHP JR 6-3 215 R/R
San Diego, California



37
Ben Hansen
RHP SO 6-6 210 R/R
Pleasanton, California



39
Bryant Ball
C SO 5-10 190 R/R
Highland, Utah



40
Hayden Coon
RHP JR 6-2 220 R/R
Yucaipa, California



43
Max Stanley
RHP FR 6-3 175 L/R
Parker, Colorado



44
Cayson Bell
RHP FR 6-1 190 R/R
St. George, Utah



45
Ryker Schow
OF FR 6-0 165 R/R
Pleasant Grove, Utah



49
Austin Laycock
RHP FR 6-2 200 R/R
Lehi, Utah



50
Crew McChesney
OF FR 6-0 180 L/R
Highland, Utah



51
Walker Sanders
OF FR 6-1 185 R/R
Lamar, Mississippi



53
Maddax Peck
RHP FR 6-2 170 R/R
Riverton, Utah



55
Seth Rajacich
OF FR 6-2 170 L/R
Apple Valley, California

Name	Pronunciation
Kuhio Aloy	Koo-HE-oh Uh-loy
Candon Dahle	Dal-E
Payton Gubler	Goobler
Boston Mabeus	May-bee-us
Braeden Mondeau	Mawn-dew
Justis Reiser	Justice Riser
Collin Reuter	Root-er
Bryce Robison	Rawb-eh-son
Seth Rajacich	Ray-jack
Ryker Schow	Sk-ow

BYU COACHING STAFF



Trent Pratt
Head Baseball Coach

COACHING HISTORY

BYU Head Coach	2022-present
BYU Assistant Coach	2013-22
Dixie State Assistant Coach	2007-12

PLAYING CAREER

Arizona State	1999-2000
Auburn	2001-02
MLB Draft – 12th Round	2002
Philadelphia Phillies	
Batavia Muckdogs	2002
Clearwater Theshers	2003-04
Reading Phillies	2005

PRATT COACHING HIGHLIGHTS

BYU RECORD

YEAR	RECORD	PERCENT	CONF	PERCENT	TOURNEY	NCAA
2022*	16-9	.640	10-6	.626	0-1	–
2023	24-28	.462	13-14	.481	–	–
2024	19-26	.422	6-18	.333	–	–
TOTAL	59-63	.484	29-38	.433	0-1	–

**Final 25 game of the season*

BYU HEAD COACH


- Took over the BYU program the final 25 game of the 2022 season
- Guided BYU to a 16-9 (.640) record and was 10-6 (.626) in WCC games.
- Won nine of the final 10 games to earn a spot in the 2022 WCC Baseball Tournament
- 11 Cougars received conference postseason honors in 2022, the most since 1961
- Coached Austin Deming to WCC Co-Player of the Year and Collegiate Baseball All-American in 2023

BYU ASSISTANT COACH


- 2017 NCAA Tournament 1-2
- 3 WCC Regular Season Titles (2016, 2017, 2019); 2017 WCC Tournament Champions
- 14 MLB Draft selections (Cluff, Schneemann, Clawson, Buffo, Shaver, Rucker, Lund, Mahoney, Chauncey, Hannemann, Law, Brugman, Miller, Snyder, Pintar, Nielson, Dahle, McKeehan, Deming)
- 2 All-Americans (Rucker, Shaver, Deming)
- 5 Freshman All-Americans (Pintar, McLaughlin, Zimmerman, Kringlen, Hannemann)
- 9 All-Region honorees
- 31 All-WCC honorees
- 2 WCC Player of the Year
- 4 WCC Freshman of the Year



Abe Alvarez
Pitching Coach
Long Beach State (2011)




Adam Law
Assistant Coach
BYU (2019)



Tyler Coolbaugh
Assistant Coach
Oklahoma (2018)



Tuckett Slade
Director of Operations
Bellevue (2009)



Blake Hofheins
Player Development
BYU

POSITION PLAYER BIOS



2

Brock Watkins

INF SR 6-0 185 R/R
Pleasant Grove, Utah

NOTES

- Major: Exercise and Wellness
- 2019 Deseret News Mr. Baseball
- 2019 No. 3-ranked prospect in state of Utah
- 2019 Led Pleasant Grove to 6A State Title
- 2017 & 2019 Two-time All-State First Team
- 2018 All-State Second Team
- Four-year starter

CAREER GAME HIGHS

Stat	High	Game
Hits	3	7 times (Gonzaga 3/1/24)
Runs	2	9 times (Abilene Christian 4/29/24)
RBI	4	@ Louisiana (2/25/23)
2B	2	2 times (Utah 4/23/24)
3B	1	2 times (Milwaukee 3/3/22)
HR	1	15 times @ Miami (5/2/24)

CAREER STATS

GP	GS	AB	R	H	TB	2B	3B	HR	RBI	BB	HBP	K	SB	CS	SF	SH	AVG	OBP	SLG	PO	A	TC	E	FLD
153	146	546	87	139	219	24	4	16	85	57	11	136	7	3	5	9	.256	.334	.401	230	362	630	38	.940



5

Crew Robinson

INF SR 6-2 190 L/R
Cedar Hills, Utah

NOTES

- 2023: Helped UC San Diego to Big West Regular Season Title
- UCSD 2023: .281, 26 R, 39 H, 25 RBI, 3 HR
- UCSD 2022: .223, 21 R, 311 H, 15 RBI, 4 HR, 6 multi-hit games, season-high 7-game hitting streak
- JUCO 2021: Second Team All-American at CSI
- CSI 2021: Hit .396 with 50 R, 63 RBI, 14 HR

CAREER GAME HIGHS

Stat	High	Game
Hits	3	3 times (Houston 3/16/24)
Runs	3	2 times (Houston 3/16/24)
RBI	4	3 times (Houston 3/16/24)
2B	2*	@ UC Riverside (5/19/23)
3B	1	2 times (Houston 3/16/24)
HR	1	11 times (@ Utah Tech 3/19/24)

CAREER STATS

GP	GS	AB	R	H	TB	2B	3B	HR	RBI	BB	HBP	K	SB	CS	SF	SH	AVG	OBP	SLG	PO	A	TC	E	FLD
136	115	430	65	98	162	27	2	11	55	49	20	114	10	4	7	0	.228	.330	.377	185	270	471	16	.966



7

Cooper Vest

OF/1B JR 5-11 205 L/L
St. George, Utah

NOTES

- 2023 Second Team All-WCC
- 2023 Led BYU in triples (3), second on the team in batting average (.359), hits (65), 2B (16) & RBI (46)
- 2023 First Team All-Alaska Baseball League honors
- Father, Scott, played baseball at Utah Valley & Southern Utah

CAREER GAME HIGHS

Stat	High	Game
Hits	5	UNC Greensboro (4/21/23)
Runs	3	6 times (Baylor 4/13/24)
RBI	7	Baylor (4/13/24)
2B	2	3 times (@ Texas 4/4/24)
3B	2	Baylor (4/13/24)
HR	2	Pepperdine (5/20/23)

CAREER STATS

GP	GS	AB	R	H	TB	2B	3B	HR	RBI	BB	HBP	K	SB	CS	SF	SH	AVG	OBP	SLG	PO	A	TC	E	FLD
124	114	435	86	129	225	28	7	18	78	42	24	110	4	3	2	5	.297	.388	.517	461	38	508	9	.982



10

Parker Goff

C SO 5-11 175 R/R
Herriman, Utah

NOTES

- 2023 Second on the team in OBP (.444) and triples
- 2023 WCC Commissioner's Silver Honor Roll
- 6A All-State Second Team (2021)
- Father, Mike, played baseball at Utah
- Mother, Camie, played softball at Utah State & Utah

CAREER GAME HIGHS

Stat	High	Game
Hits	2	5 times (Utah 4/23/24)
Runs	3	Baylor (4/13/24)
RBI	2	4 times (Baylor 4/13/24)
2B	2	Utah Tech (4/16/24)
3B	1	2 times (Utah Valley 3/25/24)
HR	1	2 times (Baylor 4/13/24)

CAREER STATS

GP	GS	AB	R	H	TB	2B	3B	HR	RBI	BB	HBP	K	SB	CS	SF	SH	AVG	OBP	SLG	PO	A	TC	E	FLD
61	53	186	37	54	82	13	3	3	32	28	16	51	1	2	2	4	.290	.422	.441	403	37	445	5	.989

POSITION PLAYER BIOS



11
Luke Anderson

OF SO 5-10 170 R/R
Santa Clara, Utah

NOTES

- 2023 WCC All-Freshman team
- 2023 Fourth on the team in HR (32), fifth in 2B (12) and slugging (.503)
- 2022 Utah Gatorade Player of the Year
- 2022 Deseret News Mr. Baseball

CAREER GAME HIGHS

Stat	High	Game
Hits	5	San Francisco (4/8/23)
Runs	4	San Francisco (4/8/23)
RBI	6	San Francisco (4/8/23)
2B	2	2 times (Utah Valley 3/25/24)
3B	1	3 times (Oklahoma 4/19/24)
HR	3	San Francisco (4/8/23)

CAREER STATS

GP	GS	AB	R	H	TB	2B	3B	HR	RBI	BB	HBP	K	SB	CS	SF	SH	AVG	OBP	SLG	PO	A	TC	E	FLD
90	85	345	67	94	157	24	3	11	58	47	5	109	10	1	5	3	.272	.363	.455	165	89	258	4	.984



13
Bryker Hurdsman

OF SO 6-4 200 R/R
St. George, Utah

NOTES

- Major: Health Science
- Church Mission: Fort Collins, Colorado
- Utah Tech, 2023: 22 GS, 77 AB, 19 R, 23 H, 16 RBI, 3 HR, .299
- Helped Desert Hills HS to 27-3 record and 2019 4A State Title
- Brother, Brayson, played baseball at Houston & Utah
- Wife's name is Heather
- Always has chap stick in his back pocket during a game

CAREER GAME HIGHS

Stat	High	Game
Hits	3	2 times (Kansas 3/29/24)
Runs	4	@ UC Davis (2/22/24)
RBI	2	3 times (@ Texas Tech 3/22/24)
2B	2*	South Dakota State (3/3/23)
3B	1	2 times (Gonzaga 3/1/24)
HR	1	5 times (Kansas 3/28/24)

CAREER STATS

GP	GS	AB	R	H	TB	2B	3B	HR	RBI	BB	HBP	K	SB	CS	SF	SH	AVG	OBP	SLG	PO	A	TC	E	FLD
61	50	179	37	50	88	13	2	7	29	14	18	63	7	1	2		.279	.385	.492	75	3	79	1	.987



17
Easton Jones

INF SO 6-3 205 R/R
Lehi, Utah

NOTES

- 2023: hit .269, 28 GS, 14 R, 29 H, 11 2B, 1 3B, 3 HR, 22 RBI, .472 slugging, 7 BB
- 2020-21 Helped American Fork to consecutive 6A state titles
- 2022 Led American Fork with 15 RBI, 5 2B and batting .414
- 2022 Daily Herald All-Valley First Team

CAREER GAME HIGHS

Stat	High	Game
Hits	3	3 times (@ UNLV 3/5/24)
Runs	3	Baylor (4/13/24)
RBI	4	@ Utah Valley (5/7/24)
2B	2	2 times (Gonzaga 3/1/24)
3B	1	2 times (@ Utah Valley 5/7/24)
HR	1	15 times (@ Utah Valley 5/7/24)

CAREER STATS

GP	GS	AB	R	H	TB	2B	3B	HR	RBI	BB	HBP	K	SB	CS	SF	SH	AVG	OBP	SLG	PO	A	TC	E	FLD
85	77	297	44	83	159	21	2	17	58	30	7	105	5	1	7	3	.279	.352	.535	57	135	206	14	.932



18
Collin Reuter

C/1B SO 6-3 220 R/R
Olive Branch, Miss,

NOTES

- Major: Exercise & Wellness
- 2022 WCC All-Freshman Team
- BYU 2022: .244, 46 GP, 43 GS, 28 R, 33 H, 9 2B, 6 HR, 24 RBI, .444 slugging, 18 BB
- 2021 ABCA/Rawlings High School Third Team All-American
- 2020 U17 Perfect Game World Series Champion (2020)
- Also recruited by Ole Miss, Mississippi State, Arizona & ASU

CAREER GAME HIGHS

Stat	High	Game
Hits	3	4 times (@ Texas 4/6/24)
Runs	3	2 times (@ Texas 4/6/24)
RBI	5	@ Texas (4/6/24)
2B	1	7 times (@ Oklahoma State 4/25/24)
3B	1	@ West Virginia (3/7/24)
HR	3	@ Texas (4/6/24)

CAREER STATS

GP	GS	AB	R	H	TB	2B	3B	HR	RBI	BB	HBP	K	SB	CS	SF	SH	AVG	OBP	SLG	PO	A	TC	E	FLD
91	85	304	55	79	143	17	1	14	60	43	11	113	3	3	5	2	.260	.360	.470	713	61	778	4	.995

POSITION PLAYER BIOS



21

Chipper Beck

INF SO 6-1 200 R/R
Highland, Utah

NOTES

- Major/Mission: Pre-Business
- Church Mission: Chihuahua, Mexico & Mesa, Arizona
- 2023 at SLCC: .370, 51 GS, 41 R, 70 H with 28 RBI and 6 HR
- 2023 All-Scenic West Athletic Conference First Team
- 2023 Helped Bruins to SWAC Tournament Championship & NJCAA West District Title
- 2019-20 Two-time All-State honoree at Lone Peak HS

CAREER GAME HIGHS

Stat	High	Game
Hits	2	2 times (Utah Valley 3/25/24)
Runs	2	2 times (Utah Valley 3/25/24)
RBI	3	Houston (3/16/24)
2B	1	2 times (Utah Valley 3/25/24)
3B	0	N/A
HR	1	@ Texas (4/4/24)

CAREER STATS

GP	GS	AB	R	H	TB	2B	3B	HR	RBI	BB	HBP	K	SB	CS	SF	SH	AVG	OBP	SLG	PO	A	TC	E	FLD
26	24	78	9	14	19	2		1	11	6	2	23	1		1	3	.179	.253	.244	34	62	103	7	.932



33

Kuhio Aloy

DH FR 6-1 200 R/R
Maui, Hawaii

NOTES

- 2022-23 Helped Baldwin HS to consecutive Hawaii state runner-up finishes
- Recorded an RBI in his first collegiate at bat in an 8-1 win over USC on Feb. 16, 2024.
- Father, Jamie, played baseball at Hawaii

CAREER GAME HIGHS

Stat	High	Game
Hits	3	4 times (@ Miami 5/3/24)
Runs	2	3 times (@ Miami 5/4/24)
RBI	4	Baylor (4/13/24)
2B	2	@ UNLV (3/5/24)
3B	1	@ UC Davis (2/22/24)
HR	1	8 times (@ Miami 5/4/24)

CAREER STATS

GP	GS	AB	R	H	TB	2B	3B	HR	RBI	BB	HBP	K	SB	CS	SF	SH	AVG	OBP	SLG	PO	A	TC	E	FLD
49	47	184	25	51	85	8	1	8	38	18	1	55	0	0	7	0	.277	.333	.462	31	4	37	2	.946



45

Ryker Schow

OF FR 6-0 165 R/R
Pleasant Grove, Utah

NOTES

- Major: Pre-Business
- 2023 Perfect Game High School Preseason All-American & All-Region honoree
- 2023 Perfect Game No. 3-ranked prospect in Utah
- 2022 16U USA National Team Championships Silver Medalist
- 2023 Academic All-State honoree with 4.0 GPA

CAREER GAME HIGHS

Stat	High	Game
Hits	2	6 times (@ Miami 5/4/24)
Runs	3	2 times (Utah Tech 4/16/24)
RBI	3	@ Miami (5/4/24)
2B	1	@ Miami (5/4/24)
3B	1	Houston (3/16/24)
HR	1	2 times (@ Miami 5/4/24)

CAREER STATS

GP	GS	AB	R	H	TB	2B	3B	HR	RBI	BB	HBP	K	SB	CS	SF	SH	AVG	OBP	SLG	PO	A	TC	E	FLD
33	26	95	20	25	36	3	1	2	9	15	3	33	2	3	1	1	.263	.377	.379	42	3	46	1	.978



50

Crew McChesney

OF FR 6-0 180 L/R
Highland, Utah

NOTES

- Major: Pre-Business
- 2023 Prep Baseball Report No. 3-ranked prospect in Utah
- 2022-23 Two-time All-State First Team honoree
- Also recruited by TCU, Arizona, Arizona State & Oregon State
- Brothers, Austin (DB, 2016-18) and Jackson (RB, 2019-22), played football at BYU

CAREER GAME HIGHS

Stat	High	Game
Hits	2	Baylor (4/13/24)
Runs	1	6 times (@ Miami 5/3/24)
RBI	2	@ Oklahoma State (4/26/24)
2B	0	N/A
3B	1	Baylor (4/13/24)
HR	1	@ Oklahoma State (4/25/24)

CAREER STATS

GP	GS	AB	R	H	TB	2B	3B	HR	RBI	BB	HBP	K	SB	CS	SF	SH	AVG	OBP	SLG	PO	A	TC	E	FLD
24	12	40	10	13	21	3	1	1	4	11	2	15	2	0	0	0	.325	.491	.525	22	2	25	1	.960

PITCHER BIOS



3

Boston Mabeus

LHP JR 6-2 205 R/L
Henderson, Nevada

NOTES

- Major: Communications Studies
- Church Mission: Santa Cruz, Bolivia
- 2023 Honorable Mention All-WCC
- 2023 Led BYU in ERA (3.25), third in strikeouts with 49
- 2016 Perfect Game HS Honorable Mention All-American
- Father, Chris, a pitcher for six seasons in the Milwaukee Brewers organization

CAREER GAME HIGHS

Stat	High	Game
Innings Pitched	5	@ Pacific (5/11/23)
Strikeouts	9	@ Pacific (5/11/23)

CAREER STATS

W	L	ERA	GP	GS	CG	SV	IP	H	R	ER	HR	SFA	BB	SO	WP	BK	HB	BF	2B	3B	FO	GO
6	4	4.90	76	5	0	4	86.1	69	58	47	6	4	65	127	15	2	18	409	15	2	61	59



8

Cutter Clawson

LHP SO 6-1 195 L/L
Laguna Beach, Calif.

NOTES

- Major: Pre-Business
- 2023 WCC Commissioner's Bronze Honor Roll
- 2019 Selected in the 33rd round of the 2019 MLB Draft by the Washington Nationals
- Top-100 prospect out of high school
- 2019 No. 2-ranked LHP in state of California

CAREER GAME HIGHS

Stat	High	Game
Innings Pitched	6.1	@ West Virginia (3/8/24)
Strikeouts	9	@ Louisiana Tech (2/18/23)

CAREER STATS

W	L	ERA	GP	GS	CG	SV	IP	H	R	ER	HR	SFA	BB	SO	WP	BK	HB	BF	2B	3B	FO	GO
2	9	8.01	40	11	0	1	69.2	80	66	62	8	2	58	78	11	1	11	354	15	0	40	81



9

Payton Gubler

RHP SO 5-10 185 R/R
St. George, Utah

NOTES

- Major: Pre-Business
- 2021 4A All-State & Region 9 First Team honoree
- 2019 Helped Desert Hills to 4A state title
- Also recruited by TCU, Texas A&M, Arizona State, Oregon State & Utah

CAREER GAME HIGHS

Stat	High	Game
Innings Pitched	5	@ Miami (5/2/24)
Strikeouts	5	Utah (4/23/24)

CAREER STATS

W	L	ERA	GP	GS	CG	SV	IP	H	R	ER	HR	SFA	BB	SO	WP	BK	HB	BF	2B	3B	FO	GO
0	1	7.33	15	6	0	0	27	29	25	22	7	2	22	33	6	0	12	142	8	1	24	21



19

Bryce Robison

RHP SR 6-1 175 R/R
Las Vegas, Nevada

NOTES

- Major: Exercise & Wellness
- 2023 Led BYU with 14 starts, second in IP (80) and SO (53)
- Two-time Nevada All-State selection
- 2018 Helped Palo Verde HS to Nevada State Title
- 2022 All-West Coast Conference
- 2021, 2022 WCC Commissioner's Honor Roll
- Top-10 all-time at BYU in career wins
- Top-10 all-time at BYU in innings pitched
- Top-10 all-time at BYU in appearances

CAREER GAME HIGHS

Stat	High	Game
Innings Pitched	8.2	2 times (@ Gonzaga 3/31/23)
Strikeouts	10	@ Louisiana (2/24/23)

CAREER STATS

W	L	ERA	GP	GS	CG	SV	IP	H	R	ER	HR	SFA	BB	SO	WP	BK	HB	BF	2B	3B	FO	GO
24	13	5.08	76	41	0	3	281.2	323	180	159	35	5	97	211	23	7	28	1278	70	3	274	314

PITCHER BIOS



23

Stone Cushing

RHP JR 5-10 190 L/R
Salem, Utah

NOTES

- Major: Pre-Business
- Appeared in 16 games at CSI in 2022, striking out 41 batters over 27.1 innings.
- Father, Clay, played baseball at Treasure Valley CC & Eastern Oregon
- Brother, Charlie, plays IF at College of Southern Idaho
- Engaged to Chloe Watson

CAREER GAME HIGHS

Stat	High	Game
Innings Pitched	3	Oklahoma (4/20/24)
Strikeouts	3	@ Miami (5/4/24)

CAREER STATS

W	L	ERA	GP	GS	CG	SV	IP	H	R	ER	HR	SFA	BB	SO	WP	BK	HB	BF	2B	3B	FO	GO
1	2	4.25	27	0	0	10	29.2	16	16	14	0	1	22	43	4	1	9	131	6	2	15	24



25

Luke Sterner

RHP SO 6-2 210 R/R
Laguna Niguel, Calif.

NOTES

- Major: Political Science
- Brother, Jack, played for BYU (2019-23)
- Brother, Justin, played for BYU (2018-20) before signing with Miami Marlins

CAREER GAME HIGHS

Stat	High	Game
Innings Pitched	3	@ Utah Tech (3/19/24)
Strikeouts	4	Abilene Christian (4/29/24)

CAREER STATS

W	L	ERA	GP	GS	CG	SV	IP	H	R	ER	HR	SFA	BB	SO	WP	BK	HB	BF	2B	3B	FO	GO
1	0	7.17	15	3	0	0	21.1	22	17	17	5	-	14	20	1	0	2	97	4	0	22	15



29

Jake Porter

RHP JR 5-11 200 R/R
South Weber, Utah

NOTES

- Major/Mission: Sociology/Indianapolis, IN
- Wife's name is Cricket, married in December 2022
- 2018 All-State Second Team honoree
- 2016 Helped Northridge to 2016 Region Title

CAREER GAME HIGHS

Stat	High	Game
Innings Pitched	3	3 times (Kansas 3/28/24)
Strikeouts	4	@ Utah Tech (3/19/24)

CAREER STATS

W	L	ERA	GP	GS	CG	SV	IP	H	R	ER	HR	SFA	BB	SO	WP	BK	HB	BF	2B	3B	FO	GO
4	7	5.51	63	3	0	0	85	105	62	52	7	4	34	49	9	1	10	395	23	3	56	132



31

Candon Dahle

RHP JR 6-6 190 R/R
Blackfoot, Idaho

NOTES

- 2023 First Team All-Alaska Baseball League
- Helped the Mat Su Miners to summer league runner-up finish with teammate Cooper Vest.
- CSI 2021-23 Appeared in 26 games with 12 starts, career 5.48 ERA, 5-5 record, 69 Innings
- Cousin, Nate, played baseball at BYU (2022)
- Cousin, Kate, currently a pitcher for BYU softball

CAREER GAME HIGHS

Stat	High	Game
Innings Pitched	4.2	Grand Canyon (2/19/24)
Strikeouts	5	Grand Canyon (2/19/24)

CAREER STATS

W	L	ERA	GP	GS	CG	SV	IP	H	R	ER	HR	SFA	BB	SO	WP	BK	HB	BF	2B	3B	FO	GO
4	2	5.75	24	3	0	0	40.2	45	29	26	5	4	23	42	6	0	8	198	8	1	43	33

PITCHER BIOS



36

Carter Foss

RHP JR 6-3 215 R/R
San Diego, Calif.

NOTES

- 2023 WCC Commissioner's Silver Honor Roll
- Major: Political Science
- 2019-21 Three-time All-League First Team selection at Scripps Ranch HS
- Brother, Cooper, played at BYU (2019)
- Engaged to BYU women's tennis player Jacque Dunyon

CAREER GAME HIGHS

Stat	High	Game
Innings Pitched	3	@ Oklahoma State (4/25/24)
Strikeouts	6	@ Oklahoma State (4/25/24)

CAREER STATS

W	L	ERA	GP	GS	CG	SV	IP	H	R	ER	HR	SFA	BB	SO	WP	BK	HB	BF	2B	3B	FO	GO
0	1	10.61	41	0	0	0	37.1	54	45	44	7	2	32	40	9	0	15	204	11	1	23	39



37

Ben Hansen

RHP SO 6-6 210 R/R
Pleasanton, Calif.

NOTES


- Major: Pre-Business
- Mission: Santiago, Dominican Republic
- 2023 WCC Commissioner's Silver Honor Roll
- Father, Matt, played basketball at BYU (1988)
- Also recruited by Vanderbilt, LSU, Stanford & Duke

CAREER GAME HIGHS

Stat	High	Game
Innings Pitched	7	@ Louisiana (2/22/23)
Strikeouts	9	@ Louisiana (2/22/23)

CAREER STATS

W	L	ERA	GP	GS	CG	SV	IP	H	R	ER	HR	SFA	BB	SO	WP	BK	HB	BF	2B	3B	FO	GO
5	11	6.84	29	23	0	0	121	153	112	92	20	7	61	93	9	3	14	581	31	3	112	132



40

Hayden Coon

RHP JR 6-2 220 R/R
Yucaipa, Calif.

NOTES

- Major: Pre-Business
- 2022 Helped Riverside City College to California JUCO Championship
- Appeared in 14 games at Riverside, starting 13, posting a 6-4 record with 63 innings pitched and 43 strikeouts
- Also recruited by Arizona, Arizona State, UCSB and UNLV

CAREER GAME HIGHS

Stat	High	Game
Innings Pitched	4	Kansas (3/29/24)
Strikeouts	9	@ Texas Tech (3/22/24)

CAREER STATS

W	L	ERA	GP	GS	CG	SV	IP	H	R	ER	HR	SFA	BB	SO	WP	BK	HB	BF	2B	3B	FO	GO
1	2	3.91	16	3	0	0	23	21	13	10	3	-	12	20	1	0	4	105	4	0	23	23

BYU OFFENSIVE STATS

Player	avg	qp-qs	ab	r	h	2b	3b	hr	rbi	tb	slg%	bb	hp	so	qdp	ob%	sf	sh	sb-att	po	a	e	fld%	
17 Jones, Easton	.286	48-48	189	30	54	10	1	14	36	108	.571	23	4	63	2	.370	3	0	4-4	29	93	10	.924	
33 Aloy, Kuhio	.277	49-47	184	25	51	8	1	8	38	85	.462	18	1	55	3	.333	7	0	0-0	31	4	2	.946	
18 Reuter, Collin	.272	45-45	169	27	46	8	1	9	36	83	.491	25	5	60	2	.382	0	0	1-4	343	35	3	.992	
13 Hurdsman, Bryker	.272	36-28	103	18	28	5	2	4	13	49	.476	7	10	32	1	.375	0	0	4-4	40	1	0	1.000	
45 Schow, Ryker	.263	33-26	95	20	25	3	1	2	9	36	.379	15	3	33	1	.377	1	1	2-5	42	3	1	.978	
10 Goff, Parker	.259	30-21	85	15	22	7	1	2	12	37	.435	11	8	29	0	.390	1	1	0-2	173	13	1	.995	
11 Anderson, Luke	.255	47-47	192	32	49	12	2	5	26	80	.417	29	3	68	1	.358	2	1	9-10	87	23	1	.991	
7 Vest, Cooper	.249	49-49	185	37	46	9	3	10	26	91	.492	25	12	55	1	.372	1	2	2-3	292	25	2	.994	
2 Watkins, Brock	.248	31-30	105	18	26	5	0	4	17	43	.410	19	2	26	1	.367	2	0	0-1	68	48	8	.935	
26 Painter, Keoni	.240	25-21	75	14	18	5	0	1	11	26	.347	12	2	26	0	.356	1	1	4-4	45	1	1	.979	
5 Robinson, Crew	.184	45-43	152	18	28	9	2	4	15	53	.349	20	8	45	1	.308	2	0	3-5	59	119	7	.962	
21 Beck, Chipper	.179	26-23	78	9	14	2	0	1	11	19	.244	6	2	23	1	.253	1	3	1-1	34	62	7	.932	

50 McChesney, Crew	.325	24-12	40	10	13	3	1	1	4	21	.525	11	2	15	1	.491	0	2	2-2	22	2	1	.960	
14 Workman, Bitner	.000	9-1	8	2	0	0	0	0	0	0	.000	5	0	7	0	.385	0	1	0-0	2	7	0	1.000	
27 Taylor, Gavin	.000	5-0	5	0	0	0	0	0	0	0	.000	1	0	3	0	.167	0	0	0-0	0	0	0	1.000	
39 Ball, Bryant	.000	2-0	3	0	0	0	0	0	0	0	.000	0	0	2	0	.000	0	0	0-0	2	0	0	1.000	
Totals	.252	49	1668	275	420	86	15	65	254	731	.438	227	62	542	15	.358	21	12	32-45	1294	479	52	.972	
Opponents	.278	49	1692	329	470	106	11	61	309	781	.462	239	68	432	14	.386	15	22	46-63	1310	362	41	.976	

BYU OFFENSIVE LEADERS

Batting avg

1. 17 Jones, Easton	.286
2. 33 Aloy, Kuhio	.277
3. 18 Reuter, Collin	.272
4. 13 Hurdsman, Bryker	.272
5. 45 Schow, Ryker	.263

Runs scored

1. 7 Vest, Cooper	37
2. 11 Anderson, Luke	32
3. 17 Jones, Easton	30
4. 18 Reuter, Collin	27
5. 33 Aloy, Kuhio	25

Doubles

1. 11 Anderson, Luke	12
2. 17 Jones, Easton	10
3. 7 Vest, Cooper	9
5 Robinson, Crew	9
5. 2 tied at.....	8

Total bases

1. 17 Jones, Easton	108
2. 7 Vest, Cooper	91
3. 33 Aloy, Kuhio	85
4. 18 Reuter, Collin	83
5. 11 Anderson, Luke	80

Sac bunts

1. 21 Beck, Chipper	3
2. 50 McChesney, Crew	2
7 Vest, Cooper	2
4. 5 tied at.....	1

Slugging pct

1. 17 Jones, Easton	.571
2. 7 Vest, Cooper	.492
3. 18 Reuter, Collin	.491
4. 13 Hurdsman, Bryker	.476
5. 33 Aloy, Kuhio	.462

Hits

1. 17 Jones, Easton	54
2. 33 Aloy, Kuhio	51
3. 11 Anderson, Luke	49
4. 7 Vest, Cooper	46
18 Reuter, Collin	46

Triples

1. 7 Vest, Cooper	3
2. 11 Anderson, Luke	2
13 Hurdsman, Bryker	2
5 Robinson, Crew	2
5. 6 tied at.....	1

Walks

1. 11 Anderson, Luke	29
2. 7 Vest, Cooper	25
18 Reuter, Collin	25
4. 17 Jones, Easton	23
5. 5 Robinson, Crew	20

Sac flies

1. 33 Aloy, Kuhio	7
2. 17 Jones, Easton	3
3. 2 Watkins, Brock	2
5 Robinson, Crew	2
11 Anderson, Luke	2

On base pct

1. 10 Goff, Parker	.390
2. 18 Reuter, Collin	.382
3. 45 Schow, Ryker	.377
4. 13 Hurdsman, Bryker	.375
5. 7 Vest, Cooper	.372

Runs batted in

1. 33 Aloy, Kuhio	38
2. 18 Reuter, Collin	36
17 Jones, Easton	36
4. 7 Vest, Cooper	26
11 Anderson, Luke	26

Home runs

1. 17 Jones, Easton	14
2. 7 Vest, Cooper	10
3. 18 Reuter, Collin	9
4. 33 Aloy, Kuhio	8
5. 11 Anderson, Luke	5

Hit by pitch

1. 7 Vest, Cooper	12
2. 13 Hurdsman, Bryker	10
3. 5 Robinson, Crew	8
10 Goff, Parker	8
5. 18 Reuter, Collin	5

Stolen bases

1. 11 Anderson, Luke	9
2. 13 Hurdsman, Bryker	4
17 Jones, Easton	4
26 Painter, Keoni	4
5. 5 Robinson, Crew	3

BYU PITCHING STATS

Player	era	w-l	app	gs	cg	sho	sv	ip	h	r	er	bb	so	2b	3b	hr	b/avg	wp	hp	bk	sfa	sha
16 Olson, Mason	2.82	2-2	19	1	0	0/0	1	38.1	31	15	12	13	49	9	1	1	.215	2	5	0	1	1
23 Cushing, Stone	4.25	1-2	27	0	0	0/0	10	29.2	16	16	14	22	43	6	2	0	.167	4	9	1	1	3
29 Porter, Jake	4.50	2-0	22	0	0	0/0	0	30.0	33	16	15	13	19	7	1	2	.289	3	1	1	1	2
3 Mabeus, Boston	5.40	2-0	25	0	0	0/0	0	28.1	31	23	17	19	39	7	2	2	.274	3	3	0	3	1
31 Dahle, Candon	5.75	4-2	24	3	0	0/0	0	40.2	45	29	26	23	42	8	1	5	.287	6	8	0	4	6
9 Gubler, Payton	6.15	0-0	13	6	0	0/0	0	26.1	25	21	18	20	31	6	1	6	.250	3	12	0	2	0
19 Robison, Bryce	6.29	2-7	13	12	0	0/0	0	63.0	76	48	44	21	50	16	1	15	.296	3	6	1	0	2
37 Hansen, Ben	6.95	5-6	13	13	0	0/0	0	66.0	87	59	51	29	49	20	2	10	.315	3	6	3	2	2
8 Clawson, Cutter	8.92	0-7	17	7	0	0/0	0	36.1	45	38	36	32	38	8	0	6	.302	6	3	0	0	2

28 Reiser, Justis	0.00	0-0	1	0	0	0/0	0	1.0	1	0	0	0	0	0	0	0	.250	0	1	0	0	0
40 Coon, Hayden	3.91	1-2	16	3	0	0/0	0	23.0	21	13	10	12	20	4	0	3	.244	1	4	0	1	2
22 Hansen, Brett	5.40	0-0	1	0	0	0/0	0	1.2	3	1	1	0	3	2	0	0	.500	2	1	0	0	0
25 Sterner, Luke	7.17	1-0	15	3	0	0/0	0	21.1	22	17	17	14	20	4	0	5	.272	1	2	0	0	0
36 Foss, Carter	7.85	0-0	19	0	0	0/0	0	18.1	25	16	16	9	22	5	0	4	.321	0	5	0	0	0
43 Stanley, Max	16.88	0-0	7	1	0	0/0	0	5.1	6	12	10	9	4	2	0	2	.286	3	2	0	0	1
53 Peck, Maddax	18.00	0-1	2	0	0	0/0	0	1.0	0	3	2	3	2	0	0	0	.000	0	0	0	0	0
39 Ball, Bryant	18.00	0-0	1	0	0	0/0	0	1.0	3	2	2	0	1	2	0	0	.500	0	0	0	0	0
Totals	5.99	20-29	49	49	0	0/0	11	431.1	470	329	287	239	432	106	11	61	.278	40	68	6	15	22
Opponents	4.95	29-20	49	49	0	2/2	10	436.2	420	275	240	227	542	86	15	65	.252	46	62	6	21	12

BYU PITCHING LEADERS

Earned run avg

1. 16 Olson, Mason	2.82
2. 23 Cushing, Stone	4.25
3. 29 Porter, Jake	4.50
4. 3 Mabeus, Boston	5.40
5. 31 Dahle, Candon	5.75

Opposing bat avg

1. 23 Cushing, Stone	.167
2. 16 Olson, Mason	.215
3. 9 Gubler, Payton	.250
4. 3 Mabeus, Boston	.274
5. 31 Dahle, Candon	.287

Won-loss pct

1. 29 Porter, Jake	1.000
3 Mabeus, Boston	1.000
3. 31 Dahle, Candon	.667
4. 16 Olson, Mason	.500
5. 37 Hansen, Ben	.455

Wins

1. 37 Hansen, Ben	5
2. 31 Dahle, Candon	4
3. 4 tied at.....	2

Losses

1. 19 Robison, Bryce	7
8 Clawson, Cutter	7
3. 37 Hansen, Ben	6
4. 4 tied at.....	2

Saves

1. 23 Cushing, Stone	10
2. 16 Olson, Mason	1

Innings pitched

1. 37 Hansen, Ben	66.0
2. 19 Robison, Bryce	63.0
3. 31 Dahle, Candon	40.2
4. 16 Olson, Mason	38.1
5. 8 Clawson, Cutter	36.1

Batters struck out

1. 19 Robison, Bryce	50
2. 16 Olson, Mason	49
37 Hansen, Ben	49
4. 23 Cushing, Stone	43
5. 31 Dahle, Candon	42

Appearances

1. 23 Cushing, Stone	27
2. 3 Mabeus, Boston	25
3. 31 Dahle, Candon	24
4. 29 Porter, Jake	22
5. 2 tied at.....	19

Games started

1. 37 Hansen, Ben	13
2. 19 Robison, Bryce	12
3. 8 Clawson, Cutter	7
4. 9 Gubler, Payton	6
5. 3 tied at.....	3

Games finished

1. 23 Cushing, Stone	23
2. 3 Mabeus, Boston	4
16 Olson, Mason	4
9 Gubler, Payton	4
5. 2 tied at.....	3

Games in relief

1. 23 Cushing, Stone	27
2. 3 Mabeus, Boston	25
3. 29 Porter, Jake	22
4. 31 Dahle, Candon	21
5. 36 Foss, Carter	19

Wild pitches

1. 31 Dahle, Candon	6
8 Clawson, Cutter	6
3. 23 Cushing, Stone	4
4. 6 tied at.....	3

Balks

1. 37 Hansen, Ben	3
2. 29 Porter, Jake	1
19 Robison, Bryce	1
23 Cushing, Stone	1

Hit batters

1. 9 Gubler, Payton	12
2. 23 Cushing, Stone	9
3. 31 Dahle, Candon	8
4. 19 Robison, Bryce	6
37 Hansen, Ben	6

Intentional BB allowed

1. 23 Cushing, Stone	2
2. 31 Dahle, Candon	1
16 Olson, Mason	1

Runners picked off

1. 40 Coon, Hayden	1
10 Goff, Parker	1
16 Olson, Mason	1
18 Reuter, Collin	1

Batters SO out looking

1. 3 Mabeus, Boston	18
2. 19 Robison, Bryce	15
3. 23 Cushing, Stone	13
4. 31 Dahle, Candon	12
9 Gubler, Payton	12

BYU GAME SUMMARY

Score by innings	1	2	3	4	5	6	7	8	9	EX	Total
BYU	36	36	37	34	21	39	25	28	18	1	275
Opponents	40	37	21	55	45	42	39	28	17	5	329

Record when ...

Overall	20-29	After 6 leading	18-4
Conference	6-21 trailing	1-25
Non-Conference	14-8 tied	1-0
Home games	9-14	After 7 leading	17-2
Away games	10-13 trailing	1-27
Neutral site	1-2 tied	2-0
Day games	10-14	After 8 leading	19-1
Night games	10-15 trailing	0-27
vs Left starter	4-10 tied	1-1
vs Right starter	16-19		
1-Run games	3-5	Hit 0 home runs	4-9
2-Run games	8-4	... 1 home run	4-9
5+Run games	6-12	... 2+ home runs	12-11
Extra innings	0-2		
Shutouts	0-2	Opponent 0 home runs	11-7
	 1 home run	5-9
	 2+ HRs	4-13
Scoring 0-2 runs	0-11		
..... 3-5 runs	5-13		
..... 6-9 runs	11-3	Made 0 errors	8-8
..... 10+ runs	4-2	... 1 error	8-12
		... 2+ errors	4-9
Opponent 0-2 runs	8-1		
..... 3-5 runs	8-5	Opp. made 0 errors	6-15
..... 6-9 runs	4-11 1 error	7-9
..... 10+ runs	0-12 2+ errors	7-5
Scored in 1st inning	11-10	Out-hit opponent	14-3
Opp. scored in 1st	5-16	Out-hit by opponent	3-24
Scores first	14-7	Hits are tied	3-2
Opp. scores first	6-22		

Record when team scores:

Runs	0	1	2	3	4	5	6	7	8	9	10+
W-L	0-2	0-2	0-7	1-3	3-2	1-8	2-1	3-1	6-1	0-0	4-2

Record when opponent scores:

Runs	0	1	2	3	4	5	6	7	8	9	10+
W-L	0-0	2-0	6-1	1-1	4-4	3-0	2-3	1-1	1-3	0-4	0-12

Record when leading after:

Inn.	1	2	3	4	5	6	7	8
W-L	8-5	11-3	13-5	16-4	16-4	18-4	17-2	19-1

Record when trailing after:

Inn.	1	2	3	4	5	6	7	8
W-L	1-13	2-16	2-16	4-22	2-23	1-25	1-27	0-27

Record when tied after:

Inn.	1	2	3	4	5	6	7	8
W-L	11-11	7-10	5-8	0-3	2-2	1-0	2-0	1-1

Current winning streak: 1

Longest winning streak: 4

Longest losing streak: 6

Home attendance : 43910 (23 dates avg = 1909)

Away attendance : 69130 (25 dates avg = 2765)

Total attendance: 113040 (48 dates avg = 2355)

BYU GAME-BY-GAME TEAM OFFENSIVE STATS

Date	Opponent	ab	r	h	rbi	2b	3b	hr	tb	bb	ibb	sb	cs	hbp	sac	sf	gdp	k	po	a	e	lob	avg
Feb 16	vs USC	39	8	12	7	0	0	2	18	5	0	0	0	1	0	0	1	15	27	7	2	10	.308
Feb 17	vs Ohio State	33	2	6	2	1	0	1	10	0	0	0	1	0	0	0	0	10	27	10	3	4	.250
Feb 19	vs Grand Canyon	30	2	5	2	0	1	0	7	1	0	0	0	1	1	1	0	10	24	9	1	5	.225
Feb 21	at California	30	0	4	0	1	0	0	5	5	0	0	0	1	0	0	1	13	24	7	1	9	.205
Feb 22	at UC Davis Aggies	44	20	18	18	5	2	2	33	9	0	0	0	4	0	2	1	7	27	11	3	12	.256
Feb 23	at UC Davis Aggies	32	2	7	2	3	0	1	13	6	1	0	0	0	0	1	1	11	24	10	2	10	.250
Feb 24	at UC Davis Aggies	35	5	9	5	0	0	2	15	3	0	0	0	1	0	0	0	13	24	12	4	7	.251
Feb 29	GONZAGA	29	3	6	3	0	0	1	9	2	0	0	0	1	0	0	0	10	27	11	1	5	.246
Mar 01	GONZAGA	35	11	13	10	5	0	2	24	8	0	2	0	3	1	1	0	7	27	8	1	13	.261
Mar 01	GONZAGA	30	6	7	6	0	1	2	15	6	0	1	0	1	0	0	0	10	27	12	0	7	.258
Mar 05	at UNLV	37	6	10	6	3	0	2	19	3	0	1	0	3	0	0	0	9	27	7	1	10	.259
*Mar 07	at West Virginia	36	4	10	4	1	1	3	22	1	0	0	0	1	0	0	1	9	24	4	2	7	.261
*Mar 08	at West Virginia	34	4	8	3	1	0	0	9	5	1	0	1	2	0	0	0	15	27	11	0	10	.259
*Mar 08	at West Virginia	29	0	4	0	0	0	0	4	5	0	0	1	1	1	0	0	14	24	11	0	9	.252
*Mar 14	HOUSTON	34	2	8	2	1	1	1	14	6	0	0	0	0	0	0	1	9	27	17	0	11	.250
*Mar 15	HOUSTON	34	4	10	4	2	0	1	15	1	0	0	0	2	0	0	0	15	27	9	1	9	.253
*Mar 16	HOUSTON	33	10	13	10	1	2	2	24	6	0	2	0	3	0	2	0	9	27	11	0	10	.261
Mar 19	at Utah Tech	35	11	10	11	3	0	2	19	6	0	3	0	2	0	1	1	9	27	10	0	6	.263
*Mar 21	at Texas Tech	36	8	9	8	1	0	2	16	3	1	0	0	2	1	0	0	14	27	11	1	7	.262
*Mar 22	at Texas Tech	34	3	8	3	2	0	1	13	0	0	0	1	1	0	0	0	9	24	7	0	5	.261
*Mar 23	at Texas Tech	28	1	2	1	2	0	0	4	5	0	2	1	0	0	0	0	11	24	11	1	5	.253
Mar 25	WOLVERINES	38	11	12	9	4	1	0	18	8	0	2	0	3	0	0	0	10	27	6	0	11	.256
*Mar 28	KANSAS	34	1	6	1	1	0	1	10	1	0	0	0	2	0	0	0	13	27	15	0	9	.253
*Mar 29	KANSAS	31	3	7	3	2	0	0	9	3	0	1	1	1	0	2	0	9	27	12	2	7	.252
*Mar 29	KANSAS	30	5	8	5	0	0	1	11	6	0	0	1	2	1	1	0	13	27	13	1	8	.252
*Apr 04	at Texas	39	7	14	7	4	0	2	24	5	0	1	1	4	0	1	1	15	27	9	0	15	.257
*Apr 05	at Texas	32	3	5	3	3	0	2	14	3	0	0	0	0	0	0	0	11	24	8	1	5	.254
*Apr 06	at Texas	34	7	9	7	0	0	3	18	8	0	2	1	2	0	1	0	7	27	10	0	11	.254
Apr 09	at Utah	34	7	8	6	1	0	1	12	3	2	0	0	0	1	1	1	9	27	9	2	5	.253
*Apr 11	BAYLOR	31	2	7	2	0	0	2	13	5	0	0	0	1	0	0	3	7	27	10	1	8	.252
*Apr 12	BAYLOR	37	5	9	4	5	0	0	14	7	1	2	0	2	0	1	0	12	30	11	3	12	.252
*Apr 13	BAYLOR	42	17	18	17	3	3	2	33	6	0	0	0	4	0	1	0	13	27	14	2	9	.259
Apr 16	UTAH TECH	28	8	7	8	3	0	0	10	9	0	1	0	3	0	1	0	5	27	9	1	9	.259
*Apr 18	OKLAHOMA	35	8	9	8	1	0	2	16	4	0	0	0	0	0	1	0	15	27	13	3	5	.259
*Apr 19	OKLAHOMA	36	6	9	5	0	1	2	17	3	0	0	0	0	1	0	0	9	27	16	2	7	.258
*Apr 20	OKLAHOMA	35	7	10	7	4	0	1	17	5	0	1	0	1	0	1	0	9	27	11	1	8	.259
Apr 23	UTAH	34	5	8	2	3	0	0	11	5	1	3	0	1	1	0	0	12	27	4	2	10	.259
*Apr 25	at Oklahoma State	34	5	7	5	1	0	1	11	7	0	2	1	0	0	1	0	16	24	6	1	10	.257
*Apr 26	at Oklahoma State	35	5	9	5	1	0	2	16	5	0	0	1	1	0	0	0	16	24	5	1	9	.257
*Apr 26	at Oklahoma State	31	5	4	5	1	0	2	11	3	0	0	0	0	0	0	0	13	24	9	1	2	.254
Apr 29	ABILENE CHRISTIAN	31	8	10	6	1	0	0	11	8	0	1	1	2	1	1	0	4	27	10	0	11	.256
May 02	at Miami	44	2	10	2	2	0	2	18	4	0	0	0	0	1	0	1	15	34	17	1	11	.255
May 03	at Miami	31	4	7	1	1	0	0	8	5	0	1	0	2	0	0	1	13	24	9	0	7	.254
May 04	at Miami	37	8	10	8	1	1	4	25	4	0	1	1	0	1	0	0	10	27	8	1	7	.255
May 07	at Utah Valley	30	4	4	4	2	1	1	11	4	0	0	0	1	1	0	1	14	27	9	0	5	.252
*May 09	CINCINNATI	33	5	7	5	2	0	2	15	4	0	0	0	0	0	0	0	11	27	6	0	5	.251
*May 10	CINCINNATI	33	2	7	2	1	0	1	11	5	0	0	0	0	0	0	0	10	27	9	0	9	.251
*May 11	CINCINNATI	37	5	11	4	5	0	0	16	5	0	1	0	0	0	0	0	8	27	8	1	10	.252
May 14	GRAND CANYON	35	8	9	6	2	0	4	23	6	0	2	0	0	0	0	0	14	27	7	1	9	.252
Totals		1668	275	420	254	86	15	65	731	227	7	32	13	62	12	21	15	542	1294	479	52	405	.252

BYU GAME-BY-GAME TEAM PITCHING STATS

Date	Opponent	ip	h	r	er	bb	so	2b	3b	hr	wp	bk	hbp	dp	ibb	score	w-l	sv	era
Feb 16	vs USC	9.0	3	1	1	4	9	0	1	0	0	0	1	0	0	8-1	1-0	0	1.00
Feb 17	vs Ohio State	9.0	11	7	7	9	14	1	1	1	2	0	2	0	0	2-7	1-1	0	4.00
Feb 19	vs Grand Canyon	8.0	7	6	5	6	7	0	0	1	0	0	1	1	0	2-6	1-2	0	4.50
Feb 21	at California	8.0	6	8	8	3	8	1	0	2	0	0	2	1	0	0-8	1-3	0	5.56
Feb 22	at UC Davis Aggies	9.0	5	4	1	4	7	2	0	0	0	0	2	1	0	20-4	2-3	0	4.60
Feb 23	at UC Davis Aggies	8.0	6	6	5	5	7	3	0	0	1	0	1	0	0	2-6	2-4	0	4.76
Feb 24	at UC Davis Aggies	8.0	7	9	5	2	9	2	0	0	1	0	3	1	0	5-9	2-5	0	4.88
Feb 29	GONZAGA	9.0	4	2	2	5	10	0	0	0	0	0	3	1	0	3-2	3-5	1	4.50
Mar 01	GONZAGA	9.0	6	2	1	4	8	0	0	0	1	1	1	0	0	11-2	4-5	1	4.09
Mar 01	GONZAGA	9.0	10	4	4	2	10	4	0	0	2	0	1	1	0	6-4	5-5	2	4.08
Mar 05	at UNLV	9.0	7	4	4	7	8	1	0	0	2	0	0	1	0	6-4	6-5	3	4.07
*Mar 07	at West Virginia	8.0	13	10	9	8	7	1	0	1	1	1	1	1	0	4-10	6-6	3	4.54
*Mar 08	at West Virginia	9.0	6	1	1	3	10	2	0	1	0	0	0	0	0	4-1	7-6	4	4.26
*Mar 08	at West Virginia	8.0	8	2	2	6	6	0	0	0	2	0	0	0	1	0-2	7-7	4	4.12
*Mar 14	HOUSTON	9.0	13	9	9	3	10	5	1	1	2	0	1	0	0	2-9	7-8	4	4.47
*Mar 15	HOUSTON	9.0	8	2	2	4	12	2	0	0	1	0	0	1	1	4-2	8-8	5	4.30
*Mar 16	HOUSTON	9.0	13	8	8	6	9	3	1	2	0	0	0	0	0	10-8	9-8	5	4.53
Mar 19	at Utah Tech	9.0	10	6	5	8	13	3	1	0	2	0	3	3	0	11-6	10-8	5	4.56
*Mar 21	at Texas Tech	9.0	8	5	4	1	8	2	0	1	0	1	0	1	0	8-5	11-8	6	4.53
*Mar 22	at Texas Tech	8.0	11	4	4	2	6	4	0	0	0	0	0	0	0	3-4	11-9	6	4.53
*Mar 23	at Texas Tech	8.0	15	10	10	7	7	0	0	2	0	1	0	1	0	1-10	11-10	6	4.82
Mar 25	WOLVERINES	9.0	12	15	15	12	11	2	1	2	2	0	6	0	0	11-15	11-11	6	5.31
*Mar 28	KANSAS	9.0	14	11	11	2	6	6	0	3	1	0	2	0	0	1-11	11-12	6	5.56
*Mar 29	KANSAS	9.0	8	4	4	1	6	3	0	1	0	0	0	3	0	3-4	11-13	6	5.50
*Mar 29	KANSAS	9.0	12	8	6	5	7	3	0	1	2	0	0	1	1	5-8	11-14	6	5.52
*Apr 04	at Texas	9.0	12	5	5	4	12	2	0	1	1	0	0	2	0	7-5	12-14	7	5.50
*Apr 05	at Texas	8.0	8	4	3	3	8	0	1	1	0	0	1	0	0	3-4	12-15	7	5.42
*Apr 06	at Texas	9.0	7	5	5	5	10	2	0	2	1	0	3	0	0	7-5	13-15	8	5.41
Apr 09	at Utah	9.0	6	3	2	3	7	0	0	1	1	0	2	0	0	7-3	14-15	8	5.29
*Apr 11	BAYLOR	9.0	14	9	8	6	5	3	0	0	0	0	1	0	0	2-9	14-16	8	5.38
*Apr 12	BAYLOR	10.0	12	8	5	6	9	3	0	1	0	0	1	1	0	5-8	14-17	8	5.35
*Apr 13	BAYLOR	9.0	21	18	9	4	11	6	0	3	0	0	1	0	0	17-18	14-18	8	5.46
Apr 16	UTAH TECH	9.0	4	2	2	6	7	3	0	0	0	0	3	1	0	8-2	15-18	8	5.36
*Apr 18	OKLAHOMA	9.0	12	10	7	3	6	2	0	0	1	0	1	1	0	8-10	15-19	8	5.41
*Apr 19	OKLAHOMA	9.0	14	12	12	5	4	5	0	3	2	0	1	2	0	6-12	15-20	8	5.60
*Apr 20	OKLAHOMA	9.0	11	10	9	8	9	5	0	2	4	1	2	1	0	7-10	15-21	8	5.70
Apr 23	UTAH	9.0	7	4	4	4	14	3	0	1	0	0	3	0	0	5-4	16-21	8	5.65
*Apr 25	at Oklahoma State	8.0	16	17	15	7	10	4	0	6	1	0	2	0	0	5-17	16-22	8	5.92
*Apr 26	at Oklahoma State	8.0	10	11	11	6	10	1	0	5	2	0	1	0	0	5-11	16-23	8	6.07
*Apr 26	at Oklahoma State	8.0	9	12	8	9	8	3	0	2	2	0	2	0	0	5-12	16-24	8	6.14
Apr 29	ABILENE CHRISTIAN	9.0	10	6	6	4	11	2	0	0	0	0	2	1	0	8-6	17-24	9	6.13
May 02	at Miami	11.1	8	3	3	4	11	2	1	0	1	0	2	0	0	2-3	17-25	9	6.02
May 03	at Miami	8.0	7	6	6	9	7	1	0	2	0	0	0	2	0	4-6	17-26	9	6.03
May 04	at Miami	9.0	11	2	2	1	9	2	0	2	0	0	1	0	0	8-2	18-26	9	5.94
May 07	at Utah Valley	9.0	6	2	2	3	8	2	1	0	0	0	3	2	0	4-2	19-26	10	5.85
*May 09	CINCINNATI	9.0	11	9	9	8	14	2	2	3	1	0	2	1	1	5-9	19-27	10	5.92
*May 10	CINCINNATI	9.0	11	4	4	3	6	2	0	1	0	1	1	4	0	2-4	19-28	10	5.88
*May 11	CINCINNATI	9.0	13	12	10	4	8	1	0	4	1	0	2	2	0	5-12	19-29	10	5.97
May 14	GRAND CANYON	9.0	7	7	7	5	13	0	0	2	0	0	1	0	0	8-7	20-29	11	5.99

BYU TEAM GAME HIGHS

At bats:	44	-	at UC Davis Aggies (Feb 22, 2024)
	44	-	at Miami (May 02, 2024)
Runs scored:	20	-	at UC Davis Aggies (Feb 22, 2024)
Hits:	18	-	at UC Davis Aggies (Feb 22, 2024)
	18	-	vs Baylor (Apr 13, 2024)
RBI:	18	-	at UC Davis Aggies (Feb 22, 2024)
Doubles:	5	-	(4 times)
Triples:	3	-	vs Baylor (Apr 13, 2024)
Home runs:	4	-	at Miami (May 04, 2024)
	4	-	vs Grand Canyon (May 14, 2024)
Total bases:	33	-	at UC Davis Aggies (Feb 22, 2024)
	33	-	vs Baylor (Apr 13, 2024)
Walks:	9	-	at UC Davis Aggies (Feb 22, 2024)
	9	-	vs Utah Tech (Apr 16, 2024)
Strikeouts:	16	-	at Oklahoma State (Apr 25, 2024)
	16	-	at Oklahoma State (Apr 26, 2024)
Sac hits:	1	-	(12 times)
Sac flies:	2	-	at UC Davis Aggies (Feb 22, 2024)
	2	-	vs Houston (Mar 16, 2024)
	2	-	vs Kansas (Mar 29, 2024)
Stolen bases:	3	-	at Utah Tech (Mar 19, 2024)
	3	-	vs Utah (Apr 23, 2024)
Hit by pitch:	4	-	at UC Davis Aggies (Feb 22, 2024)
	4	-	at Texas (Apr 04, 2024)
	4	-	vs Baylor (Apr 13, 2024)
Caught stealing:	1	-	(13 times)
Runners LOB:	15	-	at Texas (Apr 04, 2024)
Hit into DP:	3	-	vs Baylor (Apr 11, 2024)

Fielding

Putouts:	34	-	at Miami (May 02, 2024)
Assists:	17	-	vs Houston (Mar 14, 2024)
	17	-	at Miami (May 02, 2024)
Errors:	4	-	at UC Davis Aggies (Feb 24, 2024)
Passed balls:	1	-	(9 times)
DPs turned:	4	-	vs Cincinnati (May 10, 2024)

Pitching

Innings pitched:	11.1	-	at Miami (May 02, 2024)
Runs allowed:	18	-	vs Baylor (Apr 13, 2024)
Earned runs:	15	-	vs Wolverines (Mar 25, 2024)
	15	-	at Oklahoma State (Apr 25, 2024)
Walks allowed:	12	-	vs Wolverines (Mar 25, 2024)
Strikeouts:	14	-	vs Ohio State (Feb 17, 2024 at Mesa, Ariz.)
	14	-	vs Utah (Apr 23, 2024)
	14	-	vs Cincinnati (May 09, 2024)
Hits allowed:	21	-	vs Baylor (Apr 13, 2024)
Doubles allowed:	6	-	vs Kansas (Mar 28, 2024)

Batting

At bats:	6	-	(7 times)
Runs scored:	4	-	Hurdsman, Bryker at UC Davis Aggies (Feb 22, 2024)
Hits:	4	-	Vest, Cooper at Texas (Apr 04, 2024)
	4	-	McChesney, Crew vs Cincinnati (May 11, 2024)
RBI:	7	-	Vest, Cooper vs Baylor (Apr 13, 2024)
Doubles:	2	-	(7 times)
Triples:	2	-	Vest, Cooper vs Baylor (Apr 13, 2024)
Home runs:	3	-	Reuter, Collin at Texas (Apr 06, 2024)
Total bases:	12	-	Reuter, Collin at Texas (Apr 06, 2024)
Walks:	3	-	Reuter, Collin vs Houston (Mar 16, 2024)
	3	-	Beck, Chipper at Texas (Apr 06, 2024)
Strikeouts:	4	-	(7 times)
Sac hits:	1	-	(12 times)
Sac flies:	1	-	(21 times)
Stolen bases:	2	-	Jones, Easton vs Utah (Apr 23, 2024)
Hit by pitch:	2	-	Hurdsman, Bryker at UC Davis Aggies (Feb 22, 2024)
	2	-	Goff, Parker vs Gonzaga (Mar 01, 2024)
	2	-	Hurdsman, Bryker vs Wolverines (Mar 25, 2024)
Caught stealing:	1	-	(13 times)
Runners LOB:	6	-	Anderson, Luke vs Kansas (Mar 29, 2024)

Fielding

Putouts:	15	-	Reuter, Collin vs Oklahoma (Apr 19, 2024)
	15	-	Goff, Parker vs Utah (Apr 23, 2024)
Assists:	8	-	Beck, Chipper vs Kansas (Mar 28, 2024)
	8	-	Robinson, Crew vs Oklahoma (Apr 19, 2024)
Errors:	2	-	(6 times)
Passed balls:	1	-	(9 times)

Pitching

Innings pitched:	6.1	-	(4 times)
Runs allowed:	9	-	Robison, Bryce vs Oklahoma (Apr 19, 2024)
Earned runs:	9	-	Robison, Bryce vs Oklahoma (Apr 19, 2024)
Walks allowed:	5	-	Clawson, Cutter vs Ohio State (Feb 17, 2024 at Mesa, Ariz.)
	5	-	Hansen, Ben vs Gonzaga (Feb 29, 2024)
	5	-	Hansen, Ben at West Virginia (Mar 07, 2024)
Strikeouts:	9	-	Gubler, Payton vs Cincinnati (May 09, 2024)
Hits allowed:	11	-	Hansen, Ben vs Baylor (Apr 11, 2024)
Doubles allowed:	4	-	Hansen, Ben vs Kansas (Mar 28, 2024)
	4	-	Robison, Bryce vs Oklahoma (Apr 19, 2024)
Triples allowed:	2	-	Cushing, Stone vs Cincinnati (May 09, 2024)
Homers allowed:	4	-	Foss, Carter at Oklahoma State (Apr 25, 2024)
Wild pitches:	2	-	(5 times)
Hit batters:	3	-	Gubler, Payton vs Utah (Apr 23, 2024)

BYU SITUATIONAL OFFENSIVE STATS

Player	vs left			vs right			w/runners			w/bases empty			w/bases loaded			as leadoff			fly	gnd	fly/
	h	ab	avg	h	ab	avg	h	ab	avg	h	ab	avg	h	ab	avg	rch	ops	pct	out	out	gnd
33 Aloy, Kuhio	13	38	.342	38	146	.260	25	97	.258	26	87	.299	4	8	.500	17	36	.472	38	47	0.8
11 Anderson, Luke	8	47	.170	41	145	.283	21	83	.253	28	109	.257	1	10	.100	32	85	.376	37	39	0.9
39 Ball, Bryant	0	1	.000	0	2	.000	0	2	.000	0	1	.000	0	0	.000	0	1	.000	0	0	0.0
21 Beck, Chipper	4	13	.308	10	65	.154	5	42	.119	9	36	.250	3	8	.375	5	13	.385	18	26	0.7
10 Goff, Parker	5	16	.313	17	69	.246	11	43	.256	11	42	.262	1	5	.200	9	23	.391	18	14	1.3
13 Hurdsman, Bryker	7	23	.304	21	80	.263	15	51	.294	13	52	.250	1	5	.200	12	28	.429	20	22	0.9
17 Jones, Easton	13	39	.333	41	150	.273	23	91	.253	31	98	.316	1	3	.333	14	44	.318	41	32	1.3
50 McChesney, Crew	3	11	.273	10	29	.345	5	20	.250	8	20	.400	0	2	.000	6	13	.462	7	7	1.0
26 Painter, Keoni	4	19	.211	14	56	.250	10	37	.270	8	38	.211	0	3	.000	7	20	.350	23	8	2.9
18 Reuter, Collin	14	34	.412	32	135	.237	26	71	.366	20	98	.204	5	9	.556	9	37	.243	30	32	0.9
5 Robinson, Crew	8	39	.205	20	113	.177	10	62	.161	18	90	.200	0	7	.000	13	40	.325	55	23	2.4
45 Schow, Ryker	7	25	.280	18	70	.257	15	46	.326	10	49	.204	2	4	.500	6	17	.353	17	18	0.9
27 Taylor, Gavin	0	0	.000	0	5	.000	0	3	.000	0	2	.000	0	1	.000	0	0	.000	1	1	1.0
7 Vest, Cooper	12	43	.279	34	142	.239	16	85	.188	30	100	.300	2	5	.400	20	47	.426	51	35	1.5
2 Watkins, Brock	6	25	.240	20	80	.250	13	50	.260	13	55	.236	1	3	.333	14	31	.452	30	25	1.2
14 Workman, Bitner	0	2	.000	0	6	.000	0	3	.000	0	5	.000	0	1	.000	1	5	.200	0	2	0.0
Totals	104	375	.277	316	1293	.244	195	786	.248	225	882	.255	21	74	.284	165	440	.375	386	331	1.2
Opponents	111	416	.267	359	1276	.281	238	852	.279	232	840	.276	24	66	.364	175	433	.404	350	436	0.8

Player	pinch hitting			w/runners in scoring pos			w/runner on 3rd and LT 2 out			with 2 outs			success adv runners			2- rnr		rnr	rch	rch	kl
	h	ab	avg	h	ab	avg	rbi	ops	pct	h	ab	avg	adv	ops	pct	rbi	w/out	lob	err	fc	kl
33 Aloy, Kuhio	0	1	.000	14	61	.230	13	20	.650	14	62	.226	44	106	.415	14	22	49	1	3	15
11 Anderson, Luke	0	0	.000	11	57	.193	7	13	.538	11	53	.208	39	93	.419	7	7	59	2	7	19
39 Ball, Bryant	0	1	.000	0	2	.000	0	1	.000	0	0	.000	1	2	.500	0	0	0	1	0	0
21 Beck, Chipper	0	2	.000	5	34	.147	6	13	.462	5	30	.167	16	47	.340	2	11	20	1	1	4
10 Goff, Parker	1	6	.167	6	23	.261	2	5	.400	10	35	.286	22	52	.423	9	2	27	4	2	6
13 Hurdsman, Bryker	1	1	1.000	7	30	.233	1	3	.333	5	33	.152	26	57	.456	5	2	35	1	4	4
17 Jones, Easton	0	0	.000	12	57	.211	9	11	.818	15	58	.259	41	100	.410	10	13	39	2	3	17
50 McChesney, Crew	1	2	.500	1	10	.100	1	3	.333	4	14	.286	16	28	.571	2	5	9	0	1	2
26 Painter, Keoni	0	1	.000	8	26	.308	3	11	.273	4	18	.222	17	43	.395	1	2	15	2	3	9
18 Reuter, Collin	0	0	.000	19	45	.422	6	12	.500	17	61	.279	42	81	.519	15	5	23	1	3	24
5 Robinson, Crew	0	0	.000	7	38	.184	5	11	.455	11	45	.244	34	80	.425	7	9	28	4	1	10
45 Schow, Ryker	3	5	.600	5	26	.192	4	7	.571	6	34	.176	26	53	.491	3	3	24	4	4	13
27 Taylor, Gavin	0	4	.000	0	1	.000	0	0	.000	0	1	.000	0	3	.000	0	0	3	0	0	0
7 Vest, Cooper	0	0	.000	9	48	.188	5	12	.417	10	56	.179	39	97	.402	8	18	41	1	5	11
2 Watkins, Brock	0	1	.000	9	31	.290	6	8	.750	7	34	.206	26	58	.448	4	5	22	0	2	5
14 Workman, Bitner	0	1	.000	0	2	.000	0	0	.000	0	3	.000	3	6	.500	0	1	5	0	0	1
Totals	6	25	.240	113	491	.230	68	130	.523	119	537	.222	392	906	.433	87	105	405	24	39	140
Opponents	5	39	.128	161	545	.295	83	137	.606	145	545	.266	470	997	.471	106	126	414	31	54	128

BYU SITUATIONAL PITCHING STATS

Player	vs left			vs right			w/runners			w/bases empty			vs leadoff			with 2 outs			fly	gnd	fly/	
	h	ab	avg	h	ab	avg	h	ab	avg	h	ab	avg	rch	ops	pct	h	ab	avg	out	out	gnd	gdp
39 Ball, Bryant	2	4	.500	1	2	.500	2	4	.500	1	2	.500	0	1	.000	1	2	.500	0	2	0.0	0
8 Clawson, Cutter	17	66	.258	28	83	.337	24	68	.353	21	81	.259	19	45	.422	5	35	.143	21	44	0.5	1
40 Coon, Hayden	9	34	.265	12	52	.231	12	49	.245	9	37	.243	11	21	.524	6	29	.207	23	23	1.0	0
23 Cushing, Stone	7	40	.175	9	56	.161	14	54	.259	2	42	.048	9	26	.346	9	42	.214	15	24	0.6	0
31 Dahle, Candon	19	70	.271	26	87	.299	23	84	.274	22	73	.301	17	38	.447	9	47	.191	43	33	1.3	1
36 Foss, Carter	13	33	.394	12	45	.267	14	38	.368	11	40	.275	6	15	.400	12	32	.375	13	17	0.8	1
9 Gubler, Payton	12	52	.231	13	48	.271	5	38	.132	20	62	.323	13	29	.448	6	31	.194	24	21	1.1	0
37 Hansen, Ben	44	131	.336	43	145	.297	45	141	.319	42	135	.311	29	71	.408	23	80	.288	62	75	0.8	3
22 Hansen, Brett	0	1	.000	3	5	.600	2	5	.400	1	1	1.000	1	1	1.000	0	2	.000	0	0	0.0	0
3 Mabeus, Boston	13	44	.295	18	69	.261	19	66	.288	12	47	.255	9	25	.360	12	41	.293	19	24	0.8	1
16 Olson, Mason	11	59	.186	20	85	.235	17	71	.239	14	73	.192	9	36	.250	12	46	.261	20	41	0.5	1
53 Peck, Maddax	0	1	.000	0	3	.000	0	4	.000	0	0	.000	2	2	1.000	0	1	.000	1	0	99.	0
29 Porter, Jake	11	47	.234	22	67	.328	15	58	.259	18	56	.321	7	24	.292	17	43	.395	17	45	0.4	3
28 Reiser, Justis	1	3	.333	0	1	.000	0	3	.000	1	1	1.000	1	1	1.000	0	1	.000	1	2	0.5	0
19 Robison, Bryce	28	119	.235	48	138	.348	32	121	.264	44	136	.324	29	68	.426	27	85	.318	63	66	1.0	2
43 Stanley, Max	6	16	.375	0	5	.000	2	8	.250	4	13	.308	6	9	.667	1	6	.167	6	4	1.5	0
25 Sterner, Luke	13	39	.333	9	42	.214	12	40	.300	10	41	.244	7	21	.333	5	22	.227	22	15	1.5	1
Totals	206	759	.271	264	933	.283	238	852	.279	232	840	.276	175	433	.404	145	545	.266	350	436	0.8	14
Opponents	105	458	.229	315	1210	.260	195	786	.248	225	882	.255	165	440	.375	119	537	.222	386	331	1.2	15

Player	ap	gs	ip/app	*h/g	*r/g	*er/g	*bb/g	*so/g	k/bb	*2b/g	*3b/g	*hr/g	*fo/g	*go/g	*bf/g	sba	att	pct
39 Ball, Bryant	1	0	1.00	27.00	18.00	18.00	0.00	9.00	99.0	18.00	0.00	0.00	0.00	18.00	54.00	0	0	.000
8 Clawson, Cutter	17	7	2.14	11.15	9.41	8.92	7.93	9.41	1.2	1.98	0.00	1.49	5.20	10.90	46.07	3	5	.600
40 Coon, Hayden	16	3	1.44	8.22	5.09	3.91	4.70	7.83	1.7	1.57	0.00	1.17	9.00	9.00	41.09	1	2	.500
23 Cushing, Stone	27	0	1.10	4.85	4.85	4.25	6.67	13.04	2.0	1.82	0.61	0.00	4.55	7.28	39.74	3	5	.600
31 Dahle, Candon	24	3	1.69	9.96	6.42	5.75	5.09	9.30	1.8	1.77	0.22	1.11	9.52	7.30	43.82	2	2	1.000
36 Foss, Carter	19	0	0.96	12.27	7.85	7.85	4.42	10.80	2.4	2.45	0.00	1.96	6.38	8.35	45.16	3	4	.750
9 Gubler, Payton	13	6	2.03	8.54	7.18	6.15	6.84	10.59	1.6	2.05	0.34	2.05	8.20	7.18	45.80	9	9	1.000
37 Hansen, Ben	13	13	5.08	11.86	8.05	6.95	3.95	6.68	1.7	2.73	0.27	1.36	8.45	10.23	42.95	2	3	.667
22 Hansen, Brett	1	0	1.67	16.20	5.40	5.40	0.00	16.20	99.0	10.80	0.00	0.00	0.00	0.00	37.80	1	1	1.000
3 Mabeus, Boston	25	0	1.13	9.85	7.31	5.40	6.04	12.39	2.1	2.22	0.64	0.64	6.04	7.62	44.15	4	5	.800
16 Olson, Mason	19	1	2.02	7.28	3.52	2.82	3.05	11.50	3.8	2.11	0.23	0.23	4.70	9.63	38.50	7	7	1.000
53 Peck, Maddax	2	0	0.50	0.00	27.00	18.00	27.00	18.00	0.7	0.00	0.00	0.00	9.00	0.00	63.00	0	0	.000
29 Porter, Jake	22	0	1.36	9.90	4.80	4.50	3.90	5.70	1.5	2.10	0.30	0.60	5.10	13.50	39.30	1	3	.333
28 Reiser, Justis	1	0	1.00	9.00	0.00	0.00	0.00	0.00	0.0	0.00	0.00	0.00	9.00	18.00	45.00	0	0	.000
19 Robison, Bryce	13	12	4.85	10.86	6.86	6.29	3.00	7.14	2.4	2.29	0.14	2.14	9.00	9.43	41.00	7	12	.583
43 Stanley, Max	7	1	0.76	10.12	20.25	16.88	15.19	6.75	0.4	3.38	0.00	3.38	10.12	6.75	55.69	1	2	.500
25 Sterner, Luke	15	3	1.42	9.28	7.17	7.17	5.91	8.44	1.4	1.69	0.00	2.11	9.28	6.33	40.92	2	3	.667
Totals	49	49	8.80	9.81	6.86	5.99	4.99	9.01	1.8	2.21	0.23	1.27	7.30	9.10	42.50	46	63	.730
Opponents	49	49	8.91	8.66	5.67	4.95	4.68	11.17	2.4	1.77	0.31	1.34	7.96	6.82	41.02	32	45	.711