

# SMU

# FOOTBALL

## 2024 GAME NOTES

# GAME 3

3 NATIONAL CHAMPIONSHIPS • 26 FIRST-TEAM ALL-AMERICANS • 12 CONFERENCE CHAMPIONSHIPS • 21 BOWL GAMES • 1 HEISMAN TROPHY WINNER • 177 NFL DRAFT PICKS

CONFERENCE CHAMPIONS: 1923, 1926, 1931, 1935, 1940 (SHARED), 1947, 1948, 1966, 1981, 1982, 1984 (SHARED), 2023



### [RV/RV] SMU MUSTANGS

2-0, 0-0 ACC

vs



### BYU COUGARS

1-0, 0-0 BIG 12

## WEEK 2 - FRIDAY, SEPT. 6, 2024 - 6 P.M. CT

TV: ESPN2 • RADIO: KTCK 96.7 FM / 1310 AM  
GERALD J. FORD STADIUM • DALLAS, TEXAS

**SERIES:** Fifth meeting (BYU leads 4-0)

**TV:** ESPN2  
Anish Shroff (Play by Play), Andre Ware (Analyst), Paul Carcaterra (Sideline)

**RADIO:** SMU Radio Network (KTCK 96.7 FM/1310 AM)  
Available on the SMU Mobile App/The Varsity Network App (Search SMU)  
Rich Phillips (PxP), Scott Garner (Analyst), Steve Lansdale (Sideline Reporter)

### SETTING THE SCENE

- [RV/RV] SMU puts its nine-game home winning streak on the line in a nationally-televised showdown with BYU on Friday at 6 p.m. CT on ESPN2.
- The Mustangs dismantled HCU in their home opener on August 31, 59-7, pushing their home-opener winning streak to six games.
- SMU continued its home winning streak, pushing it to nine straight games, the fourth longest streak in program history.
- Brashard Smith continued his hot start on the year, recording his first career 100-yard rushing game with career-best 108 yards and two touchdowns in the victory.
- The Mustangs continued to put up the points, scoring a season-best 59, the sixth time SMU has scored at least 50 points under head coach Rhett Lashlee.
- Club Takeaway made its triumphant season debut, forcing three turnovers in the dominant win by the Mustangs.

### QUICK HITS

- The Mustangs currently have a nine-game home winning streak dating back to 2022, highlighted by an unbeaten mark (6-0) in 2023 at Ford Stadium.
- SMU is averaging 53.9 points per game during the home winning streak.
- With the 59 points put up against HCU, the Mustangs have registered six games scoring at least 50 points under Lashlee (6-0).
- The nine-game home winning streak is tied for fourth longest in program history and currently ranks tied for fifth longest active streak in all of college football.
- The Mustangs have had at least seven receivers catch a pass in 19 straight games, dating back to at Tulane on Nov. 17, 2022.
- Preston Stone improved his career record as a starter to 13-2 with the victory against the HCU.
- SMU received votes in both the AP and US LBM Coaches Preseason Polls, the fifth straight season receiving votes in the preseason Coaches Poll.
- SMU had 20 players earn various accolades prior to the start of the season.
- SMU pushed its winning streak to 16 games dating back to Oct. 14, 2022 when it scores 30 or more and is 18-1 overall under Lashlee when doing so.

### THE SERIES

- This is the fifth meeting in the series with SMU having never beaten BYU.
- The two teams last met on Dec. 17, 2022 in the New Mexico Bowl, a 24-23 win for BYU.
- The Mustangs last hosted the Cougars on Sept. 27, 1997 at the Cotton Bowl, 19-16 OT victory for the Cougars.

### ABOUT THE COUGARS

- BYU is 1-0 on the season.
- The Cougars knocked off Southern Illinois, 41-13, last Saturday.
- BYU has lost its last five road games dating back to last year.

SMUFB, @RHETTLASHLEE, @SMUMUSTANGS  
/SMUFOOTBALL, /SMUMUSTANGS  
SMUFB, @RHETT\_LASHLEE, @SMU.MUSTANGS



## SMU MUSTANGS

### 2024 SCHEDULE

8/24	at Nevada (CBSSN)	W, 29-24
8/31	HCU (ACCNX)	W, 59-7
9/6	BYU (ESPN2)	6 PM
9/21	TCU (The CW)	4 PM
9/28	FLORIDA STATE*	TBD
10/5	at [22/24] Louisville*	TBD
10/19	at Stanford*	TBD
10/26	at Duke*	TBD
11/2	PITT*	TBD
11/16	BOSTON COLLEGE*	TBD
11/23	at Virginia	TBD
11/30	CAL*	TBD

HOME | Away | \*Conference game | All Times Central | Rankings: AP/Coaches

### 2024 TEAM LEADERS

PASSING	G	CMP-ATT-I	PCT	YDS	TD	AVG/G
Preston Stone	2	23-39-1	59.0	332	3	166.0
Kevin Jennings	2	14-19-0	73.4	202	1	101.0

RUSHING	G	ATT	YDS	AVG	TD	AVG/G
Brashard Smith	2	20	175	8.8	3	87.5
LJ Johnson Jr.	2	17	69	4.1	1	34.5
Derrick McFall	1	16	69	4.3	1	69.0

RECEIVING	G	NO.	YDS	AVG	TD	AVG/G
RJ Maryland	2	9	173	19.2	1	86.5
Jake Bailey	2	4	59	14.7	1	29.5
Key'Shawn Smith	2	2	55	27.5	1	27.5

TACKLES	G	TKLS	TFL	SACKS	INT	BRUP	QBH	FF
Isaiah Nwokobia	2	14	1.0-3	0-0	0	0	0	0
Kobe Wilson	2	13	0.5-1	0-0	0	0	0	0
Alexander Kilgore	2	10	1.0-2	0-0	0	0	0	0

## BYU COUGARS

### 2024 SCHEDULE

8/31	SOUTHERN ILLINOIS (ESPN+)	W, 41-13
9/6	[RV/RV] SMU (ESPN2)	6 PM
9/14	at Wyoming (CBSSN)	8 PM
9/21	[17/16] KANSAS STATE*	TBD
9/28	at Baylor*	TBD
10/12	[20/18] ARIZONA*	TBD
10/18	[16/17] OKLAHOMA STATE*	TBD
10/26	at [-RV]UCF*	TBD
11/9	at [11/11] Utah*	TBD
11/16	[19/20] KANSAS*	TBD
11/23	at Arizona State*	TBD
11/30	HOUSTON*	TBD

HOME | Away | \*Conference game | All Times Central | Rankings: AP/Coaches

### 2024 TEAM LEADERS

PASSING	G	CMP-ATT-I	PCT	YDS	TD	AVG/G
Jake Retzlaf	1	20-30-0	66.7	348	3	348.0

RUSHING	G	ATT	YDS	AVG	TD	AVG/G
LJ Martin	1	13	67	5.2	1	67.0
Hinckley Ropati	1	13	57	4.4	1	57.0
Miles Davis	1	5	24	4.8	0	24.0

RECEIVING	G	NO.	YDS	AVG	TD	AVG/G
Chase Roberts	1	7	108	15.4	0	108.0
Keelan Marion	1	3	61	20.3	0	61.0
Jojo Phillips	1	2	70	35.0	1	70.0

TACKLES	G	TKLS	TFL	SACKS	INT	BRUP	QBH	FF
Jack Kelly	1	5	0.5-2	0-0	0	0	1	0
Isaiah Bagnah	1	3	1.5-12	1-11	0	0	0	0
Sione Moa	1	3	0-0	0-0	0	0	0	0

## THE SERIES VS. BYU (0-4)

1980	L	45-46
1996	L	3-31
1997 <sup>A</sup>	L (OT)	16-19
2022	L	23-24

<sup>A</sup> Home Game

## MEDIA INFORMATION

For all media information, including credential application information and more, visit: [SMUMUSTANGS.COM/MEDIA](http://SMUMUSTANGS.COM/MEDIA)

### SMU ATHLETICS PUBLIC RELATIONS

**Chris Smith: Director of Public Relations (FB)**  
Office: 214-768-4970/Cell: 720-272-6760  
E-mail: christopher.smith@smu.edu

**Henry Lenhardt: Assistant Director (Secondary FB)**  
Office: 214-768-2883/Cell: 925-474-7460  
E-mail: hlenhardt@smu.edu

Main Public Relations Office: 214-768-2883  
Ford Stadium Press Box: 214-768-7730  
Athletics Website: [SMUMustangs.com](http://SMUMustangs.com)  
Twitter: @SMUMustangs, @SMU\_Football  
Facebook: /SMUMustangs, /SMUFootball  
Instagram: @SMU.Mustangs, @smufb



### POSTGAME PROCEDURES

The SMU locker room will be closed to the media. Please ask a member of the SMU public relations staff prior to the game about updated postgame procedures.

### WEB SITE/E-MAIL

All SMU notes, releases, rosters and stats can be accessed at [SMUMustangs.com](http://SMUMustangs.com). If you wish to be added to the e-mail distribution list, please email [athleticscredentials@smu.edu](mailto:athleticscredentials@smu.edu).

collegepressbox is the official media website for Division I football. Access and download game notes, quotes, statistics, media guides, headshots, logos and more for all FBS schools, conferences, postseason games, awards and the College Football Playoff. For access, please register for an account at [collegepressbox.com/register](http://collegepressbox.com/register).

## THE COACHES

• Rhett Lashlee is in his third season as the head coach at SMU and has a 20-9 career record. Lashlee, who served as offensive coordinator for the Mustangs for two seasons (2018-19), also served as the offensive coordinator at Miami in 2020 and 2021. A one-time finalist (2013) and two-time semifinalist (2019, 2020) for the Broyles Award, Lashlee has the distinction of being the only coach ever nominated for the Broyles Award four different times at four different schools (Arkansas State, Auburn, SMU, Miami).

• Lashlee was named a finalist last season for the prestigious Paul "Bear" Bryant Coach of the Year Award, handed out the nation's top coach as voted on by the National Sports Media Association, the Bryant Awards' Executive Leadership Team, and the Bryant Family. The Arkansas native was also named Co-Coach of the Year by the Dave Campbell's Texas Football publication, a finalist of the Eddie Robinson Coach of the Year Award, and a semi-finalist for Coach of the Year Award by the Maxwell Football Club for the job he did in 2023.

• Kalani Sitake is in his ninth year at BYU and 24th overall season as a coach in 2024. Sitake leads the program he once played for under legendary Hall of Fame coach LaVell Edwards. The first FBS head football coach of Tongan descent, Sitake has achieved a 62-41 overall record.

## MUSTANG CAPTAINS

• Kevin Jennings, Jonathan McGill, Justin Osborne, Elijah Roberts, Preston Stone and Kobe Wilson were voted captains for the 2024 season.

## HOME SWEET HOME

- SMU is 25-4 at home since the start of the 2019 season, which included a 6-0 mark in 2023, a 5-1 record in 2021 and a 6-0 record in 2019.
- The Mustangs currently have a nine-game winning streak in Ford Stadium dating back to 2022, the fourth longest in program history and tied for the fifth longest in all of college football.
- SMU set a record for the largest regular season attendance in Ford Stadium at the Sept. 24, 2022 contest against TCU with 35,569 fans, including a record 4,590 students.

## LONGEST HOME WINNING STREAKS IN PROGRAM HISTORY

18	Nov. 14, 1925 to Oct. 20, 1928
17	Sept. 22, 1934 to Oct. 17, 1936
10	Nov. 23, 19146 to Nov. 20, 1948
9	<b>Nov. 5, 2022 to Present</b>
8	Sept. 7, 2019 to Oct. 3, 2020

## FIREWORKS IN FORD

- SMU has been explosive on offense in Ford Stadium in its last nine home games.
- The Mustangs are averaging SMU is averaging 53.9 points per game during their nine-game home winning streak dating back to 2022.

## 500 CLUB

SMU has registered 500 yards of total offense or more in 20 of the past 47 games. Twelve of the top 15 totals on the single-game list have come in the last five seasons, nine of 15 have come with Rhett Lashlee as HC or OC.

## SMU SINGLE-GAME TOTAL YARDS RECORD

1	Temple, 10-26-2013 (W, 59-49)	728
2	at North Texas, 9-19-2020 (W, 65-35)	710
3	Temple, 10-19-2019 (W, 45-21)	655
4	Houston Baptist, 9-29-2018 (W, 63-27)	653
5	Houston, 11-5-2022 (W, 77-63)	642
6	Texas State, 9-14-1019 (W, 47-17)	639
7	Tulsa, 10-28-2023 (W, 69-10)	638
8	at TCU, 9-28-1985 (W, 56-21)	636
	ECU 9-19-2019 (W, 59-51)	636
10	UCF, 11-13-2021 (W, 55-28)	631
11	at Rice, 11-11-1978 (W, 58-0)	618
12	Tulane, 10-21-2021 (W, 55-26)	612
13	at TCU, 9-25-2021 (W, 42-34)	595
	Houston Christian, 8-31-2024 (W, 59-7)	595
15	at Connecticut 11-10-2018 (W, 62-50)	594

## SUCCESS IN SEPTEMBER

Since 2019, SMU has been one tough team to beat in the month of September. The Mustangs have posted a record of 16-4 (.800) over the past five seasons in the first official month of the fall.

2023:	3-2
2022:	2-2
2021:	4-0
2020:	3-0
2019:	4-0

**OVERALL: 16-4 (.800)**



LUCKY NUMBER 30

- SMU has posted a record of 18-1 during Lashlee's three seasons in charge when they score 30 or more points in a game.
- The Mustangs currently have a 16-game winning streak when they hit the magic number.

NEW HIGH SCORE SET

- SMU has put up the points under Lashlee's leadership of the program.
- The Mustangs have registered six games scoring at least 50 points and are undefeated in those contests.

50-POINT GAMES UNDER HEAD COACH RHETT LASHLEE

Nov. 7, 2022	vs. Houston	W, 77-63
Sept. 16, 2023	vs. Prairie View A&M	W, 69-0
Oct. 28, 2023	vs. Tulsa	W, 69-10
Nov. 25, 2023	vs. Navy	W, 59-14
Aug. 31, 2024	vs. HCU	W, 59-7
Oct. 20, 2023	at Temple	W, 55-0

PROTECT THE ASSET

- The Mustangs continued to provide elite protection for their quarterbacks to start the 2024 campaign.
- Through two games this season, the Mustangs have yet to give up a sack.
- SMU ranked 13th in the NCAA in sacks allowed in 2023 with just 16 on the whole season.

CLUB TAKEAWAY

- Club Takeaway is back and open for business again in 2024.
- In the victory against HCU the Mustangs forced three turnovers, including a 16-yard scoop n' score by defensive lineman Anthony Booker Jr.
- The Mustangs have at least one takeaway in 33 of the past 42 games, 42 of the past 52 games and 62 of the past 74 games.

BEST IN TEXAS

- SMU has enjoyed much success in the past five seasons.
- The Mustangs have recorded 45 wins since 2019, are the most by any of the 13 FBS teams in the state.
- Of those 45 wins, 20 have come on the road, tops for any team in the state since 2019.

START FAST

- SMU has led or been tied after the first quarter in 45 of the past 62 games, and have also led or been tied at halftime in 47 of the last 62.

OPENING STATEMENT

- The Mustangs have a recent history of starting the year right.
- This year, SMU used to a strong fourth quarter to rally and knock off Nevada 29-24 in Reno on August 24, which pushed the Mustangs' season-opening win streak to six, their longest since a 15-game streak from 1972-86.

SEASON OPENERS SINCE 2019

Aug. 24, 2024	at Nevada	W, 29-24
Sept. 2, 2023	Louisiana Tech	W, 38-14
Sept. 3, 2022	at North Texas	W, 48-10
Sept. 4, 2021	Abilene Christian	W, 56-9
Sept. 5, 2020	at Texas State	W, 31-24
Aug. 31, 2019	at Arkansas State	W, 37-30

RUNS IN THE FAMILY

- RJ Maryland continues to shine in his third year with the Mustangs.
- Maryland turned in the best performance of his Mustang career, finishing with career bests in catches (eight) and receiving yards (162) in the comeback win at Nevada on August 24.
- For his performance, he was named the ACC Receiver of the Week by the conference, the first weekly honor of his collegiate career.
- Maryland's 162 yards were the most by an SMU player since Rashee Rice's 180 yards at Tulsa on Oct. 29, 2022.
- Maryland has 14 touchdown receptions in his career at SMU, which is tied for most in program history for a tight end.
- The junior is coming off a breakout season in 2023 where he started in every game and recorded the team's second most receptions (34), reception yards (518) and reception yards per game (37).
- He was named to the Mackey Award List this pre-season, only the second Mustang tight end in program history to be selected to the list, joining Grant Calcaterra in 2021.

MR. SMITH GOES TO THE HILLTOP

- Brashard Smith made an impressive debut in an SMU jersey, finishing with 141 all-purpose yards (67 rush, 26 receiving, 58 kick return) and a touchdown at Nevada.

CAN HE KICK IT? [YES, HE CAN!]

- Junior kicker Collin Rogers continued to his run of good play in the season-opening victory at Nevada on August 24.
- Rogers made two clutch field goals, highlighted by career-long 52-yarder.
- The 52-yard kick tied for the seventh longest in program history.

ACC STANDINGS

	Conference	Overall
	W-L	W-L
Georgia Tech	1-0	2-0
Boston College	1-0	1-0
<b>SMU</b>	<b>0-0</b>	<b>2-0</b>
Wake Forest	0-0	1-0
NC State	0-0	1-0
North Carolina	0-0	1-0
Duke	0-0	1-0
Pitt	0-0	1-0
Louisville	0-0	1-0
Syracuse	0-0	1-0
California	0-0	1-0
Miami	0-0	1-0
Virginia	0-0	1-0
Virginia Tech	0-0	0-1
Clemson	0-0	0-1
Stanford	0-0	0-1
Florida State	0-2	0-2

THIS WEEK IN THE ACC

FRIDAY, SEPTEMBER 6

BYU at SMU, 6 PM, ESPN2  
 Duke at Northwestern, 8 PM, FS1

SATURDAY, SEPTEMBER 7

Georgia Tech at Syracuse, 11 AM, ACCN  
 Pitt at Cincinnati, 11 AM  
 California at Auburn, 2:30 PM, ESPN2  
 Duquesne at Boston College, 2:30 PM, ESPN+/ACCNX  
 Jacksonville State at Louisville, 2:30 PM, ESPN+/ACCNX  
 Charlotte at North Carolina, 2:30 PM, ACCN  
 Marshall at Virginia Tech, 3:30 PM, The CW  
 Florida A&M at Miami, 5 PM, ESPN+/ACCNX  
 Virginia at Wake Forest\*, 6 PM, ESPN2  
 Cal Poly at Stanford, 6 PM, ESPN+/ACCNX  
 Tennessee vs. NC State (Charlotte, N.C.)^, 6:30 PM, ABC  
 Appalachian State at Clemson, 7 PM, ACCN

All Times Central | \*Conference Game | ^Duke's Mayo Classic

PRONUNCIATIONS

David ABIARA	AH-bee-ahr-ah
Omari ABOR	o-MAR-e A-bore
Cyrus ABOUD	Ah-BOUD
Tyler ARONSON	AIR-in-son
Lance BEEGHLEY	BEE-glee
Javier BRITO	BRE-toe
JAMARION Carroll	ja-MAIR-re-ON
JAKAI Clark	ja-KYE
Alex DITSCH	DEACH
Stone EBY	EE-bee
Jared Harrison-Hunte	Harrison-HUNT
JAFARI Harvery	Ja-FAR-i
Jack LAPHEN	LAY-fin
Justin MEDLOCK	MED-lock
Jaden Milliner-Jones	MILL-ner Jones
JAYLAN Knighton	JAY-lin
Isaiah NWOKOBIA	wuh-COE-bee-uh
Jake PEVETO	pea-VUH-toe
Tripp RIORDAN	REAR-den
Kori ROBERSON Jr.	ROW-burr-SON
JAHARI Rogers	juh-HAR-ee
Mike SANDJO	SAN-jo
QAE-SHON Sapp	KAY-Shawn
BRASHARD Smith	Bra-SHARD
CAMAR Wheaton	kuh-MAR
Xavier Wright	X-avier
Scott SYMONS	PSY-mons





## TURNOVER CHART

Opp.	SMU	Opp.	Margin
at Nevada	1	0	-1
HCU	1	3	+2
BYU	-	-	-
TCU	-	-	-
Florida State	-	-	-
at Louisville	-	-	-
at Duke	-	-	-
at Stanford	-	-	-
Pitt	-	-	-
Boston College	-	-	-
at Virginia	-	-	-
Cal	-	-	-
<b>HOME</b>	1	3	+2
<b>AWAY</b>	1	0	-1
<b>TOTAL</b>	2	3	+1

## SMU COACHING STAFF

Rhett Lashlee	Head Coach
Scott Symons	Defensive Coordinator / Safeties
Casey Woods	OC / Tight Ends / Chief of Staff
Kyle Cooper	Special Teams Coordinator / Running Backs
Rob Likens	Assoc. HC / Co-OC / Wide Receivers
Rickey Hunley Jr.	Cornerbacks / Co-DC
Garin Justice	Ast. Head Coach / Offensive Line / Co-OC
Calvin Thibodeaux	Defensive Line
Maurice Crum Jr.	Linebackers / Co-Defensive Coordinator
D'Eriq King	Quarterbacks
Sam Dunnam	Edges
Sam Hullender	Ast. QB Coach / Head Coach Analyst
Hussam Ouri	Assistant Linebackers Coach
Ryan Jenkins	Assistant Wide Receivers Coach
John Bonney	Assistant Safeties Coach
Casey Horny	Ast. Special Teams Coordinator / HS Relations
Parker Stone	Graduate Assistant / Offense
Thalen Robinson	Graduate Assistant / Offense
Nick Law	Graduate Assistant / Defense
Raekwon Bethea	Graduate Assistant / Defense
Megan Ferraguti	Senior Director of Head Coach Operations
Kinsey Landry	Asst. Director of Football Relations
Josh Nash	Senior Director of Football Operations
Hannah Cesario	Director of Internal Operations
Devon Kleich	Director of Football Video Services
Marcelo Uribe Hernandez	Ast. Director of Video Services
Alex Howarth	Graduate Assistant / Video Services
Carter Stanton	Director of Creative Strategy
Emilio Terrazas	Assistant Director of Creative Content
J.R. Sandlin	Assistant A.D. & General Manager
Scott X. Nady	Senior Dir. of Player Development / Recruiting
Danny Wesley	Senior Director of Recruiting Strategy
Connor Morgan	Director of Player Personnel
Tyler Foster	Ast. RB Coach / Ast. Dir. of Off. Personnel
Jeremiah Wait	Assistant Director of Defensive Personnel
Kendal Lambert	Director of Recruiting
Bryan Filker	Assistant Director of Recruiting Operations
Paige Smith	Assistant Director of On-Campus Recruiting
Baylee Bennett	Graduate Assistant / Recruiting
Shawn Griswold	Ast. A.D. For Human Performance/Head Football Strength Coach
Steve Plourde	Head Football Athletic Trainer
Frank Haight	Director of Football Equipment

### DON'T CALL IT A COMEBACK

- SMU showed its resiliency in the victory at Nevada on August 24.
- The victory was the biggest fourth quarter comeback since October 5, 2019 vs. Tulsa when the Mustangs trailed 30-9 in the fourth and won 43-37 in triple overtime.

### LET'S TAKE THIS SHOW ON THE ROAD

- The Mustangs were impressive on the road last year, posting a 5-2 mark.
- SMU outscored its opponents 30.6-21.6 in seven road contests in 2023.
- The SMU's six-game current road winning streak ranks tied for eighth longest in college football and longest in program history since a 12-game streak from Sept. 26, 1981 to Sept. 15, 1984.

### THE VOTES ARE IN

- SMU opened the season receiving votes in the in both the AP and US LBM Coaches Poll, making it the fifth straight season of being ranked or receiving votes.

### THE EARLY BIRD GETS THE WORM

- August 24 marked the earliest start to the season in program history for SMU. Previously, the earliest game was on August 29, 2008 against Rice.
- In addition, the 29-24 win at Nevada marked the earliest the team has recorded a victory in a season.
- It was just the eighth time the Mustangs have taken the field in the month of August.
- The 2024 season is also the first time in program history that SMU will play two games in the month of August.

### SUSTAINED SUCCESS UNDER RHETT LASHLEE

- Third-year head coach Rhett Lashlee has been the driving force in leading the Mustangs' return to prominence in his first two years as the leader of the program, highlighted by a championship season in his second year, going 11-3 and undefeated in AAC play (8-0).
- The success of the 2023 season has resulted in various accolades for the team and coach himself, including a record-tying 18 AAC All-Conference selections.
- In his two seasons, the Mustangs have been near the top of the nation offensively, ranking in the top-16 in total offense both seasons.
- In addition, the 2023 season saw SMU be dominant on both sides of the ball, ranking in the top-25 nationally in 18 different categories.

### WATCH US WORK

- Fifteen Mustangs were listed in preseason national watch lists prior to the start of the 2024 season.
- Jake Bailey | East-West Shrine Bowl 1000 List.
- Romello Brinson | East-West Shrine Bowl 1000 List.
- Brandon Crossley | East-West Shrine Bowl 1000 List.
- Moochie Dixon | East-West Shrine Bowl 1000 List.
- Jared Harrison-Hunte | East-West Shrine Bowl 1000 List.
- Jaylan Knighton | Doak Walker Preseason Watch List, East-West Shrine Bowl 1000 List.
- RJ Maryland | Mackey Award Preseason Watch List.
- Jonathan McGill | AFCA Good Works Team nominee, Allstate Wuerffel Trophy Watch List, East-West Shrine Bowl 1000 List.
- Isaiah Nwokobia | East-West Shrine Bowl 1000 List.
- Justin Osborne | Outland Trophy Watch List, East-West Shrine Bowl 1000 List, Rimington Trophy Watch List.
- Logan Parr | Lombardi Award Watch List.
- Elijah Roberts | East-West Shrine Bowl 1000 List, Bednarik Award Watch List.
- Cale Sanders Jr. | East-West Shrine Bowl 1000 List.
- Brashard Smith | Jet Award Preseason Watch List
- Preston Stone | Maxwell Award Preseason Watch List, Davey O'Brien Preseason Watch List, Earl Campbell Tyler Rose Award Watch List, East-West Shrine Bowl 1000 List, Manning Award Watch List, Unitas Golden Arm Award Watch List.

### PRESEASON ALL-CONFERENCE MUSTANGS

- The Mustangs had several players earn preseason All-ACC honor multiple publications going into the 2024 season.

#### Athlon Sports Preseason All-ACC Teams

Brashard Smith (1st), Roderick Daniels Jr. (2nd), RJ Maryland (2nd) Justin Osborne (2nd), Jonathan McGill (3rd), Logan Parr (3rd), Elijah Roberts (3rd), Ahmad Walker (3rd), Kobe Wilson (3rd), Jordan Hudson (4th), Jaylan Knighton (4th), Isaiah Nwokobia (4th).

#### Phil Steele Preseason All-AAC Teams

Justin Osborne (1st), RJ Maryland (3rd), Kobe Wilson (3rd), Roderick Daniels Jr. (4th), Isaiah Nwokobia (4th), Logan Parr (4th), Elijah Robert (4th).

#### ACC Preseason All-Conference Team

Brashard Smith (Specialist)

### ACC PRESEASON MEDIA POLL

- SMU was selected seventh in the conference's annual preseason poll on July 31.
- The 2024 ACC Preseason Poll was conducted via a vote of a media panel, including those who were credentialed ACC Football Kickoff in Charlotte, North Carolina on July 22-25.
- Defending champion Florida State was picked first in the poll with 2708 points, highlighted by 81 first-place votes. Clemson came in at second with 2657 points and 55 first-place votes and Miami third with 2344 points and 17 first-place votes.
- SMU (seventh, 1798) was the highest of the three newcomers that included itself, Cal (10th, 1095) and Stanford (17th, 477).

Rank	Team	Points
1.	Florida State (81)	2708
2.	Clemson (55)	2657
3.	Miami (17)	2344
4.	NC State (8)	2318
5.	Louisville	1984
6.	Virginia Tech (5)	1968
7.	<b>SMU</b>	<b>1798</b>
8.	North Carolina	1712
9.	Georgia Tech (1)	1539
10.	Cal (2)	1095
11.	Duke	1056
12.	Syracuse	1035
13.	Pitt	1016
14.	Boston College (1)	890
15.	Wake Forest	784
16.	Virginia	629
17.	Stanford	477

### JUST POINTING IT OUT

SMU has been a scoring machine in the last several seasons. The Mustangs have posted the five highest-scoring seasons in program history in the last seven years.

#### SMU SEASON SCORING

1. 2019	544
2. 2023	542
3. 2017	492
4. 2022	484
5. 2021	461

#### SMU SEASON SCORING AVERAGE

1. 2019	41.8
2023	38.7
3. 2020	38.6
4. 2021	38.4
5. 2017	37.8

**SOMETHING TO BUILD ON**

- The Mustangs are coming off one of the best seasons in program history in 2023, posting an 11-3 record.
  - The 11 wins were most since 1982 and tied for the second most in the program history.
  - SMU's 43 wins in the last five years are tied for most by any FBS Texas team.
  - The Mustangs were 10-0 last year when they scored at least 30 points in a game.
  - The Mustangs' sack total of 47 last year ranked third in the NCAA and second most in program history for a single season.
- SMU's defense performed at a high level in 2023, ranking in the top 20 in the NCAA in third down pct defense (4th), defensive touchdowns (1st), scoring defense (11th), team sacks (3rd), tackles for loss (16th) and total defense (12th).
- The Mustangs took it to the conference opposition, posting an average margin of victory of 28.9 points (45.9-17.0) in conference games in 2023, the largest margin for any team in the NCAA in conference play last year.
  - SMU outscored its opponents 174-58 in the first quarter last year.
  - The Mustangs scored at least 55 points four times last season, the most in program history for a single season.

**A NEW ERA**

- SMU is set to begin its first season in the ACC in 2024 with an eight-game conference slate.
- The first ACC game will be on Sept. 28 at Gerald Ford Stadium when the Mustangs welcome defending ACC Champion Florida State to Dallas.
- The Mustangs hit the road for three straight road matchups with games at Louisville (Oct. 5), Stanford (Oct. 19) and Duke (Oct. 26) to complete the October slate.
- The month of November features a match-up in Dallas against Pittsburgh (Nov. 2) on homecoming, then another home game against Boston College (Nov. 16).
- SMU closes out its regular season with match-ups against Virginia (Nov. 23) on the road before hosting Cal (Nov. 30) on Senior Day.

**WELCOME TO THE LEAGUE ROOKIE**

- Four Mustangs have found their way onto NFL rosters for training camp this year after helping deliver a conference championship in 2023.
- Former Mustangs Elijah Chatman (New York Giants), Devere Levelston (Seattle Seahawks), Jordan Miller (Denver Broncos) and Charles Woods (Los Angeles Rams) all signed professional contracts this past April.
- SMU now has 17 former players currently on a roster in for the start of the 2024 NFL season.

**MAKE IT 12**

- The Mustangs captured their 12th conference championship with a 26-14 win at Tulane on Dec. 2, 2023 in Yulman Stadium.
- SMU has won 12 conference titles in the program's history - 1923, 1926, 1931, 1935, 1940 (shared), 1947, 1948, 1966, 1981, 1982, 1984 (shared) and 2023.

**A GAME-CHANGING MOVE**

- SMU played its first home game as a member of the ACC and the first home game with the new Garry Weber End Zone Complex at Gerald J. Ford Stadium.
- A \$50 million commitment from the Garry Weber Foundation, established by former Mustang football letterman Garry A. Weber '58, is the largest gift in the history of SMU Athletics and served as the lead gift for the new \$100M+ 192,500-square-foot Garry Weber End Zone Complex at Gerald J. Ford Stadium.
- Anchoring Ford Stadium's south bowl and connecting its existing east and west gate entries, the Weber End Zone Complex increases the functionality, efficiency and overall experience of Mustang football for student-athletes and fans.
- With over 192,000 square feet across three levels of public and private spaces, the new complex supports SMU's 484 student-athletes and houses team coaches, staff and recruiting services. Additionally, the new complex offers fans and visitors premium experiences, improved pedestrian accessibility and expanded guest facilities.

**BACK AND BETTER THAN EVER**

- Mustangs redshirt junior quarterback Preston Stone looks to build on his breakout campaign from a year ago.
- Stone has received numerous accolades this preseason, appearing on the Davey O'Brien Preseason Watch List, Earl Campbell Tyler Rose Award Watch List, East-West Shrine Bowl 1000 List, Manning Award Watch List and Uinitas Golden Arm Award Watch List.
- The Dallas native showcased his abilities all last season, throwing for career highs in yards (3,197) and touchdowns (28).
- His 90.9 passing grade last season by Pro Football Focus (PFF) led all American Athletic Conference (AAC) quarterbacks. He also ranked first in big-time throws (30) and fourth in passer rating (110.0).
- Stone's passing efficiency rating of 161.3 last season ranks ninth highest for a returning quarterback in all of the FBS.

**TRIBUTE 23**

Since 2009, the SMU coaching staff has chosen a deserving student-athlete to wear the number 23 to honor Jerry LeVias. Isaiah Nwokobia earned the honor for a second straight season in 2024.

LeVias was the first African-American to receive an athletic scholarship in the Southwest Conference. While at SMU, LeVias made athletic and academic All-America teams and, in 1966, contributed to the Mustangs' first SWC title in 18 years. He was an All-American in 1968 and was chosen All-SWC in 1966, 1967 and 1968. He is in both the College Football and SMU Athletics Halls of Fame.

Players To Wear #23

- Isaiah Nwokobia, S, 2023-24**  
 Austin Upshaw, WR, 2022  
 Shaine Hailey, LB, 2021  
 Brandon Stephens, DB, 2020  
 Rodney Clemons, S, 2019  
 Jordan Wyatt, CB, 2018  
 Nick Horton, DE, 2016-17  
 Jeremiah Gaines, TE, 2015  
 Stephon Sanders, LB, 2012-14  
 Chris Banjo, DB, 2009-11

**THE ALL-AMERICAN MAN**

- Senior Elijah Roberts got rewarded for his breakout season in 2023 with the Mustangs.
- Roberts was named to Action Sport's All-America First Team on defense last season.
- Roberts has gotten his recognition this preseason, being named Best Defensive Lineman in Texas by Dave Campbell's Texas Football publication.

**IN THE RANKINGS**

	AP	COACHES	CFP
Preseason	RV	RV	N/A
Week 1	RV	RV	N/A
Week 2	RV	RV	N/A
Week 3	-	-	N/A
Week 4	-	-	N/A
Week 5	-	-	N/A
Week 6	-	-	N/A
Week 7	-	-	N/A
Week 8	-	-	N/A
Week 9	-	-	N/A
Week 10	-	-	N/A
Week 11	-	-	-
Week 12	-	-	-
Week 13	-	-	-
Week 14	-	-	-
Week 15	-	-	-

**RUN ROOSTER RUN**

- Jaylan Knighton returns after a great debut season for the Mustangs in 2023.
- The graduate student led the team in rushing with 745 yards along with seven touchdowns last season, showcasing game-breaking speed out of the backfield.
- One of the biggest highlights of the year was when he ripped off a 95-yard touchdown run in the third quarter against Charlotte on Sept. 30, 2023.
- The run tied the second longest in program history and was the third longest in AAC history.

**LONGEST RUNS IN PROGRAM HISTORY**

1. 96t - Kris Briggs vs. Tulsa, 2002 96t
2. 95t - C. Morrison/J. Jacobs vs. Texas, 1985
2. 95t - Jaylan Knighton, vs Charlotte 2023

**BUILT DIFFERENT**

- SMU had the best defense in the AAC in 2023.
- The Mustangs ranked in the top three in the conference in several categories, including third down conversion defense (first), defensive touchdowns (first), first down defense (second), interceptions (third), passing yards allowed (first), rushing defense (second), scoring defense (first), team passing efficiency defense (first), team sacks (first), team tackles for loss (third) and total defense (first).
- SMU's defense allowed 16.47 fewer points per game in 2023 compared to 2022.
- The Mustangs held eight opponents to under 300 total yards in a game last year.

**SAME PONY, NEW EXPRESS**

- The Mustangs dialed it back to the days of the Pony Express with the elite level of play shown in 2023 on both sides of the ball.
- SMU held three straight opponents to 10 points or less (at ECU, at Temple, vs. Tulsa) on defense last year, the longest streak since doing so in four straight games in 1983.
- The Mustangs scored at least 55 four times last season, the most in program history.
- SMU has outscored conference opponents 140-41 in the first quarter of games last year.

**SHUT'EM DOWN**

- The Mustangs recorded two shutouts last season for the first time since 2012.
- SMU also posted the first shutout of a conference opponent since 2012 with a 55-0 victory at Temple (55-0) on Oct. 20, 2023.
- The 1935 National Champion team holds the record for shutouts in a single season with eight.

## 300-YARD PASSING GAMES IN 2024

## 100-YARD RUSHING GAMES IN 2024

Brashard Smith (1) .... 9-108 yards, 2 TDs, vs. HCU (8/31)

## 100-YARD RECEIVING GAMES IN 2024

RJ Maryland (1) ..... 162 yards, TD, at Nevada (8/24)

## MULTI-TD GAMES IN 2024

Preston Stone (1) ..... 2 TDs (Pass), vs. HCU (8/31)  
 Kevin Jennings (1) ..... 2 TDs (Run, Pass), vs. HCU (8/31)  
 Brashard Smith (1) ..... 2 TDs (Run), vs. HCU (8/31)

### PRESEASON AWARDS RACKING UP

- SMU athletes have earned a high number of preseason accolades for 2024.
- 20 different players have picked up a preseason honor, with 12 having earned preseason All-ACC accolades by Athlon Sports or Phil Steele.
- Stone leads the way, picking up eight preseason honors already, and 13 Mustangs have earned multiple accolades.

### PONY UP DALLAS

- In just seven days after announcing the move into the Atlantic Coast Conference on Sept. 1, 2023, SMU raised \$100 million to support the Mustangs' transition to the ACC for 2024.
- The generous early commitments from a group of thirty donors that includes trustees and key donors – alumni and non-alumni alike – enables SMU to align and compete with an elite group of national institutions with powerhouse athletic programs, benefiting both SMU Athletics and the entire University community.
- Notably, the move immediately raised SMU's profile, with media coverage of the move generating more than \$163 million in advertising value in the first three days.
- In that same small window, SMU also experienced a 103% increase in visitors to its undergraduate admissions homepage.

### HISTOR-ACC DAY

- SMU celebrated one of the most important moments in the school's history on July. 1 when it joined the Atlantic Coast Conference (ACC).
- With the additions of SMU, Cal & Stanford, the ACC will have 17 members in football for 2024.

### WEAR RED FRIDAY

Every Friday is a "Wear Red Friday" on the Hilltop – a vibrant display of Mustang pride and unity. Peruna leads the charge, reminding us to wear our favorite red apparel and to support our Mustang Nation.

Whether it's a T-shirt or a tie, wearing red every Friday throughout the year upholds this tradition, symbolizing our collective strength as a campus community.

### BETTER IN BLUE

SMU added blue Dallas-themed jerseys to its rotation in 2021, which highlight some of the same features as the white jerseys, which debuted in 2019.

- The helmet decal features the famous Triple D interlocked with the timeless SMU Pony, symbolizing the unity between the city of Dallas and SMU.
- The stripe on the helmet and jersey sleeves pay homage to the Dallas Cowboys.
- The number and pant stripe pay tribute to the 1966 Dallas Cowboys, led by quarterback and SMU alum Don Meredith.
- The script 'Dallas' featured on the chest pays homage to SMU alum and AFL founder Lamar Hunt and the Dallas Texans.

### YOUNG GUNS

SMU's coaching staff has some of the brightest young coaches in the game on its 2024 staff.

In the summer of 2024, Quarterbacks coach D'Eriq King was named to the 30under30 List by 247Sports while linebackers coach Maurice Crum Jr. was Dave Campbell's Texas Football 40 Under 40 List.

Prior to the 2023, Kyle Cooper was named to Dave Campbell's Texas Football 40 Under 40 List. He was also recognized by 247Sports in its 30 Under 30 list back in 2021.

Prior to the 2022 season, Symons was named to Dave Campbell's Texas Football 40 Under 40 List.

Offensive Coordinator and tight ends coach Casey Woods was announced as a nominee for the Broyles Award in 2022. Presented by the Frank & Barbara Broyles Foundation, the award honors college football's top assistant coaches.

### FUNDRAISING RECORDS

- SMU Athletics hit three major fundraising goals prior to its first season in the ACC.
- The department raised a record-setting \$159 million during the 2023-24 fiscal year, a number punctuated by an unprecedented \$100 million donated in just seven days following the announcement of the move to the ACC in September.
- SMU's Mustang Club reached its ambitious goal of 5,000 members, which far surpassed the previous high of 3,500 members.
- On the program's first day in the ACC, SMU announced that \$100 million had been donated to its ACC Competitiveness Campaign, an initiative launched to help ensure that the university's athletic programs remained competitive at the highest level of college sports during its transition to the ACC.
- In April, SMU announced that 2024 will feature the most season-ticket holders in Ford Stadium history, and season-ticket sales are up more than 50 percent compared to the end of the 2023, putting SMU on pace to more than double the amount of season tickets sold for the upcoming year.

### REMEMBERING A MUSTANG LEGEND

SMU lost one of its biggest fans on Sept. 12, 2022, as SMU alum, former cheerleader and superfan Paul Layne died following a brief illness.

Layne set an unrivaled Mustang record, attending every SMU game for over 50 years, even going to Tokyo and Hawaii (EIGHT TIMES) to cheer on the Ponies. Starting when Layne attended SMU and was a team cheerleader, he attended 542 straight games.

More than once Layne had to go to extreme lengths to keep his streak alive – like the time his ex-wife remarried. He persuaded her to schedule her wedding on a Friday within driving distance of SMU's game at Nevada the following day. So the night before the Mustangs tangled with the Wolf Pack in Reno, Layne attended the wedding in California's Sonoma Valley, then drove 200 miles to catch the opening kickoff. In 1995, Layne attended a game dressed in a Halloween costume to disguise his case of adult-onset chicken pox, and in 2020, Layne received a special invitation from Tulane to attend SMU's 37-34 overtime win, since Yulman Stadium was closed to spectators.

## SMU ATHLETICS STUDENT-ATHLETE SUCCESS DEPARTMENT

As part of its goal of Shaping Champions and preparing students for life, SMU Athletics proudly announced the creation of a new Student-Athlete Success Department in 2022. This new department encompasses all student-development-centered efforts such as Life After Ball, SAAC and community service initiatives. Additionally, it will house NIL Education and Diversity, Equity and Inclusion programming. Due to a generous donation from Suzanne and Glenn Youngkin, SMU Athletics will be able to grow staffing in these critical areas in our support of our student-athletes.

## MUSTANG STUDENT-ATHLETES & NIL

SMU Football student-athletes benefit from Name, Image, Likeness (NIL) opportunities through SMU Athletics' conference-leading BOLD NIL program. SMU topped the AAC for NIL Deals among INFLCR partners, ranking No. 1 in Total Transactions, Total Transaction Value and Average Transaction Value. To date, football student-athletes have amassed over 160 total transactions, totaling more than \$434,800 with an average transaction value of nearly \$2,700. SMU student-athletes overall have over 280 transactions for over \$620,000 with an average transaction value of \$2,200.

## PONY UP-GRADES!

Opened in 2000, Gerald J. Ford Stadium is adjacent to Mockingbird Lane. The architecture is consistent with the Collegiate-Georgian style of the entire SMU campus and features traditional, yet state-of-the-art design concepts. The stadium has a seating capacity of 32,000 with the possibility for future expansion to 45,000. The configuration includes nearly 600 club level seats and 240 seats in 24 spacious luxury suites housed in a three-level tower and press box. In addition to housing the club and suites, the press box provides excellent sightlines and comfortably accommodates more than 125 working print, digital, radio and television media. The playing surface is 25 feet below ground level, with half of the stadium's seats sunk below grade, ensuring a smooth transition into the surrounding neighborhood and the remainder of campus.

SMU has also invested in the creation of the Armstrong Fieldhouse includes features such as two scoreboards, a video board, glass rollup doors and translucent panels above the practice field to let natural light in. Housing the Weber Observation Deck and Loyd Field, Armstrong Fieldhouse incorporates tributes to SMU's most famous football alumni.

The stadium has undergone millions of dollars' worth of upgrades since opening, and in January 2022, SMU announced the \$100 million Garry Weber End Zone Complex project, which officially opened to the public for the home opener against HCU on August 31, 2024. Sparked by a \$50 million commitment from the Garry Weber Foundation – the largest gift in the history of SMU Athletics – the new three-level complex increased the functionality, efficiency and overall experience of Mustang Football and its fans. It also continues SMU's century-long commitment to competing at the highest levels. On Sept. 23, 2022 SMU announced a \$15 million gift from Bill and Liz Armstrong toward the end zone project.

## THE RED CARPET

SMU may need to install a red carpet in the Mustang locker room as SMU has become "the place to be" in Dallas. Among the celebrities, legends, current and former pros that have attended practice or stopped by the stadium in recent years are: Micah Parsons, Dax Prescott, Trevon Diggs, Bo Nix, Bryce Young, Derrick Henry, Dez Bryant, Roger Staubach, Troy Aikman, Terrell Owens, Tim Brown, Michael Irvin and Deion Sanders, as well as SMU Hall of Famers Reggie Dupard, Eric Dickerson, Craig James, Jerry Ball, Russell Carter, Don Meredith, and Emmanuel Sanders.

Former President George W. Bush performed the ceremonial coin toss at games against Navy (2011), Memphis (2012), Texas Tech (2013), Cincinnati (2014), UNT (2015), Memphis (2016), Navy (2018) and Texas State (2019). Dallas Mayor Eric Johnson performed the coin toss in SMU's 2021 season opener against ACU, and Billy Gibbons of ZZ Top flipped the coin before the win over Tulane.

Eric Dickerson, Craig James and Lance McIlhenny were part of the coin toss against Lamar (2022), and former President Bush returned for the game vs. Navy.

## THIS ONE GOES TO 11

Russell Carter is on the 2025 College Football Hall of Fame ballot with a chance to become the 11th Mustang enshrined in the Hall.

Carter was a football and track & field standout for SMU from 1980-83. Carter was a 1983 unanimous First-Team All-American who helped the Mustangs win NCAA-recognized National Championships in 1981 and 1982. Carter had seven interceptions in 1981 and 1983, both tied for second in a season at SMU. The three-time All-SWC performer led Mustangs to consecutive league titles in 1981-82 and is the Mustangs all-time career leader in interceptions with 18.

Carter was drafted in the first round (10th overall) of the 1984 NFL Draft by the New York Jets. Carter was inducted into the SMU Hall of Fame in 2013.

He was a crucial member of the 1983 NCAA Indoor and Outdoor National Championship teams and was an All-American on the indoor mile relay team and the outdoor 1600-meter relay team in 1983.

With 10 current Hall of Fame inductees hailing from the Hilltop, SMU is tied for 29th-most CFB HOF honorees with Texas A&M, Iowa, NC State and Syracuse.

### Mustangs in the CFB Hall of Fame

1954 Ray Morrison, coach, 1915-16, 1922-34  
 1955 Matty Bell, coach, 1935-41, 1945-49  
 1959 Doak Walker, back, 1945, 1947-49  
 1964 Kyle Rote, back, 1948-50  
 1969 Gerald Mann, quarterback, 1926-27  
 1973 Bobby Wilson, halfback, 1933-35  
 1982 Don Meredith, quarterback, 1957-59  
 2003 Jerry LeVias, wide receiver, 1966-68  
 2003 Hayden Fry, coach, 1962-72  
 2020 Eric Dickerson, back, 1979-82

## TEAM RECORDS

SCORING AVG			SCORING			PASSING TDS			COMPLETION PCT			COMPLETIONS		
1	2019	41.8	1	2019	544	1	2021	39	1	2021	66.9	1	2013	400
2	2023	38.7	2	2023	542	2	2022	36	2	2020	65.4	2	2022	333
3	2020	38.6	3	2017	492	3	2017	35	3	2022	64.9	3	2019	313
4	2021	38.4	4	2022	484	4	2019	35	4	2013	64.6		2021	313
5	2017	37.8	5	2021	461	5	2023	34	5	2006	64.2	5	2010	304
6	2022	37.3	6	2012	397	6	2010	31	6	2019	62.2	6	1989	303

## #SMU2NFL

### Former Mustangs Currently In The NFL

Player	Team
Kelvin Beachum, OT	Arizona Cardinals
Evan Brown, C	Arizona Cardinals
Shane Buechele%, QB	Buffalo Bills
Grant Calcaterra, TE	Philadelphia Eagles
Elijah Chatman, DT	New York Giants
Trevor Denbow, S	Indianapolis Colts
Kylen Granson, TE	Indianapolis Colts
Devere Levelston^, DT	Seattle Seahawks
Jordan Miller^, DT	Denver Broncos
Thomas Morstead, P	New York Jets
James Proche^, WR	Cleveland Browns
Rashee Rice, WR	Kansas City Chiefs
Brandon Stephens, DB	Baltimore Ravens
Courtland Sutton, WR	Denver Broncos
Jaylon Thomas%, OL	Houston Texans
Zach Wood, LS	New Orleans Saints
Charles Woods, DB	Los Angeles Rams

2022	Danny Gray, WR	San Francisco (3rd)
	Grant Calcaterra, TE	Philadelphia (6th)
2021	Brandon Stephens, DB	Baltimore (3rd)
	Kylen Granson, TE	Indianapolis (4th)
2020	James Proche II, WR	Baltimore (6th)
2018	Courtland Sutton, WR	Denver (2nd)
	Justin Lawler, DE	Los Angeles (7th)
	Trey Quinn, WR	Washington (7th)
2014	Kenneth Acker, CB	San Francisco (6th)
	Garrett Gilbert, QB	St. Louis (6th)
2013	Margus Hunt, DE	Cincinnati (2nd)
2012	Josh LeRibeus, OL	Washington (3rd)
	Taylor Thompson, TE	Tennessee (5th)
	Richard Crawford, DB	Washington (6th)
	Kelvin Beachum, OL	Pittsburgh (7th)
2011	Aldrick Robinson, WR	Washington (6th)
2010	Emmanuel Sanders, WR	Pittsburgh (3rd)
2009	Thomas Morstead, P	New Orleans (5th)

^ Practice Squad | \*International Exemption | % Injured Reserve  
NFL Draftees Since 2009

Year	Player	Team (Round)
2023	Rashee Rice	Kansas City (2nd)



## WORLD CHANGERS SHAPED HERE

It's a new era of Athletics at SMU. In the classroom and on the field, SMU is driving excellence and growth to be among the best athletics programs in the country. We are bringing the highest level of collegiate competition to Dallas, which was recently named the No. 1 city for sports business by the *Sports Business Journal*, and building on our recent success, with all 17 programs reaching the postseason and 15 programs winning conference championships since 2013. SMU is the only NCAA FBS program in Dallas, and has claimed nine overall national championships, almost 200 team conference championships, over 100 individual national championships, more than 150 NCAA top-10 finishes, nearly 2,000 All-American honors and over 150 Olympic appearances. Since 2013, SMU has invested over \$250 million to develop and enhance championship-caliber facilities.

A nationally ranked private university located near the heart of Dallas, SMU is a distinguished center for global research with a liberal arts tradition.

SMU's more than 12,000 diverse, high-achieving students come from all 50 states and more than 80 countries to take advantage of the University's small classes, hands-on research opportunities, leadership development, community service, international study and innovative programs. The University offers a strong foundation in the humanities and sciences and undergraduate, graduate and professional degree programs through eight schools.

Now in its second century of achievement, SMU is increasingly recognized for the ways it supports students, faculty and alumni as they become ethical leaders in their professions and communities. The University's entrepreneurial spirit lives in people from every academic discipline who see opportunities to create something new in the world – and work hard to bring their innovations to life. SMU's relationship with Dallas – the dynamic center of one of the nation's fastest-growing regions – offers unique learning, research, social and career opportunities that provide a launch pad for our students, faculty and alumni to make a global impact. On the most beautiful college campus in the country, SMU Mustangs are energized by unbridled opportunities – from teaching, learning and research to creativity, performance and athletic endeavor.





SMU was founded by the Methodist Episcopal Church, South in partnership with civic leaders. The University is nonsectarian in its teaching and committed to academic freedom and open inquiry.



# GARRY WEBER END ZONE COMPLEX



Mustang Letterman Garry Weber's Foundation gave \$50 million to SMU for the new End Zone Complex at Ford Stadium. The largest gift in SMU Athletics history launched a \$100 million facility drive to power Mustang Football and increase support for all student-athletes.

-  The 192,500-square-foot Garry Weber End Zone Complex will anchor Ford Stadium's south bowl, connecting its existing east and west gate entries.
-  Team-focused spaces will include new locker rooms, a weight room, position-specific meeting rooms, and a full-team auditorium.
-  A full kitchen and training table to support all of SMU's 484 student-athletes.
-  The new facility will also house football coaches, support staff and video and recruiting services.



# ARMSTRONG FIELDHOUSE

## ARMSTRONG FIELDHOUSE

Constructed in a Collegiate Georgian architectural style that is harmonious with SMU's traditional campus environment, the Armstrong Fieldhouse includes features such as two scoreboards, a video board, glass rollup doors and translucent panels above the practice field to let natural light in. Housing the Weber Observation Deck and Loyd Field, Armstrong Fieldhouse incorporates tributes to SMU's most famous football alumni.

## LOYD FIELD

Outfitted with the same playing surface as Ford Stadium, Loyd Field will increase flexibility for many of SMU's sports programs to train, particularly during inclement weather. This space also allows use by other campus and student groups when not programmed by Athletics.



## MUSTANG VISION STUDIOS

Located on the second floor, features the brand new \$23 million dollar Mustang Vision Studios, a state-of-the-art control center that handles all broadcasts for the ACC Network involving SMU teams.

## WEBER OBSERVATION DECK

Located indoors on the second floor, the Weber Observation Deck overlooks the Armstrong Fieldhouse and offers prime views of practices or other activities on Loyd Field.

## CRUM TERRACE

Located on the second floor and visible from Bishop Boulevard and Binkley Avenue, is a premier outdoor event space with two entrances from the recruiting lounge.

## MILLER BOULEVARD BALLROOM


Located on the ground floor just inside the main entrance off Bishop Boulevard, serves as a multipurpose space that can accommodate banquets, presentations, meetings, hospitality and other social gatherings for athletics, as well as campus and community events.

## WEIGHT ROOM

Located on the ground floor and has direct access to Loyd Field. It provides an additional strength and conditioning space for student-athletes.

## LETTERWINNERS PLAZA

As a testament to over 100 years of SMU Football history, the Letterwinners Plaza features bricks with all of the men and women who earned a football varsity letter as a student-athlete, manager or trainer since the program's inception in 1915.



## 2024 AWARDS &amp; HONORS

**Jake Bailey**

**AWARDS:** Preseason: East-West Shrine Bowl 1000 List.

**Romello Brinson**

**AWARDS:** Preseason: East-West Shrine Bowl 1000 List.

**Savion Byrd**

**AWARDS:** Preseason: Pick Six Previews Preseason ACC All-Transfer Team.

**Brandon Crossley**

**AWARDS:** Preseason: East-West Shrine Bowl 1000 List.

**Roderick Daniels Jr.**

**AWARDS:** Preseason: Phil Steele Preseason All-ACC Fourth Team ... Athlon Sports Preseason All-ACC Second Team Specialist

**Moochie Dixon**

**AWARDS:** Preseason: East-West Shrine Bowl 1000 List.

**Jared Harrison-Hunte**

**AWARDS:** Preseason: East-West Shrine Bowl 1000 List.

**Jordan Hudson**

**AWARDS:** Preseason: Athlon Sports Preseason All-ACC Fourth Team Offense

**Jaylan Knighton**

**AWARDS:** Preseason: DCTF All-Texas First Team Offense ... Athlon Sports Preseason All-ACC Fourth Team Offense ... Doak Walker Preseason Watch List ... East-West Shrine Bowl 1000 List.

**RJ Maryland**

**AWARDS:** Preseason: DCTF Best Tight End ... DCTF All-Texas Second Team Offense ... Phil Steele Preseason All-ACC Third Team ... Athlon Sports Preseason All-ACC Second Team Offense ... Mackey Award Preseason Watch List.

**In-Season:** ACC Receiver of the Week (Aug. 26).

**Jonathan McGill**

**AWARDS:** Preseason: DCTF All-Texas First Team Defense ... Athlon Sports Preseason All-ACC Third Team Defense ... Allstate AFCA Good Works Team nominee ... Allstate Wuerffel Trophy Watch List ... East-West Shrine Bowl 1000 List.

**Isaiah Nwokobia**

**AWARDS:** Preseason: DCTF All-Texas Second Team Defense ... Phil Steele Preseason All-ACC Fourth Team ... Athlon Sports Preseason All-ACC Fourth Team Defense ... East-West Shrine Bowl 1000 List.

**Justin Osborne**

**AWARDS:** Preseason: DCTF All-Texas First Team Offense ... Phil Steele Preseason All-ACC First Team ... Athlon Sports Preseason All-ACC Second Team Offense ... Outland Trophy Watch List ... Pick Six Previews Preseason All-ACC Second Team ... East-West Shrine Bowl 1000 List ... Rimginton Trophy Watch List.

**Logan Parr**

**AWARDS:** Preseason: DCTF All-Texas Second Team Offense ... Phil Steele Preseason All-ACC Fourth Team ... Athlon Sport Preseason All-ACC Third Team Offense ... Lombardi Award Watch List.

**Elijah Roberts**

**AWARDS:** Preseason: DCTF Best Defensive Lineman ... DCTF All-Texas First Team Defense ... Phil Steele Preseason All-ACC Fourth Team ... Athlon Sports Preseason All-ACC Third Team Defense ... East-West Shrine Bowl 1000 List ... Bednarik Award Watch List.

**Cale Sanders Jr.**

**AWARDS:** Preseason: DCTF All-Texas Second Team Defense ... East-West Shrine Bowl 1000 List.

**Brashard Smith**

**AWARDS:** Preseason: Athlon Sports Preseason All-America Third Team Specialist ... Athlon Sports Preseason All-ACC First Team Specialist ... Jet Award Preseason Watch List ... Preseason All-ACC Team.

**Preston Stone**

**AWARDS:** Preseason: DCTF All-Texas Second Team Offense ... Maxwell Award Preseason Watch List ... Pick Six Previews Preseason All-ACC Second Team ... Davey O'Brien Preseason Watch List ... Earl Campbell Tyler Rose Award Watch List ... East-West Shrine Bowl 1000 List ... Manning Award Watch List ... Unitas Golden Arm Award Watch List.

**In-Season:** East-West Shrine Bowl Week 0 Monday Morning Quarterback (Aug. 26).

**Ahmad Walker**

**AWARDS:** Preseason: DCTF All-Texas Second Team Defense ... Athlon Sports Preseason All-ACC Third Team Defense.

**Kobe Wilson**

**AWARDS:** Preseason: Phil Steele Preseason All-ACC Third Team ... Athlon Sports Preseason All-ACC Third Team Defense.

## SMU'S RECORD WHEN...

	Overall		ACC	
	W	L	W	L
Record	2	0	-	-
Home	1	0	-	-
Road	1	0	-	-
Neutral	-	-	-	-
Overtime	-	-	-	-
Night Game (6pm)	1	0	-	-
Day Game	1	0	-	-
Grass	-	-	-	-
Turf	2	0	-	-
Scores First	1	0	-	-
Opponent Scores First	1	0	-	-
Leads after 1st Qtr.	1	0	-	-
Trails after 1st Qtr.	1	0	-	-
Tied after 1st Qtr.	-	-	-	-
Leads at half	1	0	-	-
Trails at half	1	0	-	-
Tied at half	-	-	-	-
Leads after 3rd Qtr.	1	0	-	-
Trails after 3rd Qtr.	1	0	-	-
Tied after 3rd Qtr.	-	-	-	-
Scores less than 10	-	-	-	-
Scores 10-19	-	-	-	-
Scores 20-29	1	0	-	-
Scores 30-39	-	-	-	-
Scores 40+	1	0	-	-
Opp. Scores less than 10	1	0	-	-
Opp. Scores 10-19	-	-	-	-
Opp. Scores 20-29	1	0	-	-
Opp. Scores 30-39	-	-	-	-
Opp. Scores 40+	-	-	-	-
Margin is 3 pts or less	-	-	-	-
Margin is 7 pts or less	1	0	-	-
Margin is 8-14 pts	-	-	-	-
Margin is 15-20 pts	-	-	-	-
Margin is 21+ pts	1	0	-	-
Has 0 turnovers	-	-	-	-
Has 1-2 turnovers	2	0	-	-
Has 3+ turnovers	-	-	-	-
Opp. Has 0 turnovers	1	0	-	-
Opp. has 1-2 turnovers	-	-	-	-
Opp. has 3+ turnovers	1	0	-	-
Positive TO margin	1	0	-	-
Negative TO margin	1	0	-	-
TOs are even	-	-	-	-
Less than 300 total yards	-	-	-	-
300-399 total yards	-	-	-	-
400+ total yards	2	0	-	-
Opp. has less than 300 total yards	2	0	-	-
Opp. has 300-399 total yards	-	-	-	-
Opp. has 400+ total yards	-	-	-	-
More total yards	2	0	-	-
Less total yards	-	-	-	-
Has less than 100 yds rushing	-	-	-	-
Has 100+ yds rushing	2	0	-	-
Opp. has less than 100 yds rushing	1	0	-	-
Opp. has 100+ yds rushing	1	0	-	-
Has less than 200 yds passing	-	-	-	-
Has 200-299 yds passing	2	0	-	-
Has 300+ yds passing	-	-	-	-
Opp. has less than 200 yds passing	2	0	-	-
Opp. has 200-299 yds passing	-	-	-	-
Opp. has 300+ yds passing	-	-	-	-
Plays AP ranked opp.	-	-	-	-
Plays opponent receiving votes	-	-	-	-
Has player with 100+ yds rushing	1	0	-	-
Opp. has player with 100+ yds rushing	-	-	-	-
Has player with 100+ yds receiving	1	0	-	-
Opp. has player with 100+ yds receiving	-	-	-	-
Has player with 300+ yds passing	-	-	-	-
Opp. has player with 300+ yds passing	-	-	-	-

## 2024 NATIONAL RANKINGS

Team	NCAA	ACC	Avg./#
3rd Down Conversion Pct	37	5	0.538
3rd Down Conversion Pct Defense	87	12	0.379
4th Down Conversion Pct	37	6	0.667
4th Down Conversion Pct Defense	1	1	0
Blocked Kicks			
Blocked Kicks Allowed	1	1	0
Blocked Punts			
Blocked Punts Allowed	1	1	0
Completion Percentage	72	12	0.638
Defensive TDs	5	1	1
Fewest Penalties	132	17	17
Fewest Penalties Per Game	111	16	8.5
Fewest Penalty Yards	132	17	170
Fewest Penalty Yards Per Game	115	16	85
First Downs Defense	115	14	26
First Downs Offense	1	1	51
Fumbles Lost	82	14	1
Fumbles Recovered	14	2	1
Kickoff Return Defense	61	8	17
Kickoff Returns	37	4	24
Net Punting	122	16	29
Passes Had Intercepted	66	5	1
Passes Intercepted	2	2	2
Passing Offense	53	10	267
Passing Yards Allowed	44	6	136.5
Passing Yards per Completion	34	4	14.43
Punt Return Defense	126	16	15.5
Punt Returns	47	7	9.33
Red Zone Defense	76	11	1
Red Zone Offense	1	1	1
Rushing Defense	50	7	91
Rushing Offense	32	3	234.5
Sacks Allowed	1	1	0
Scoring Defense	67	7	15.5
Scoring Offense	38	4	44
Tackles for Loss Allowed	61	7	5
Team Passing Efficiency	52	7	160.44
Team Passing Efficiency Defense	48	4	99.69
Team Sacks	51	9	2
Team Tackles for Loss	43	6	7.5
Time of Possession	76	10	29:23
Total Defense	36	4	227.5
Total Offense	36	6	501.5
Turnover Margin	55	6	0.5
Turnovers Gained	6	1	3
Turnovers Lost	85	15	2
Winning Percentage	1	1	1

Category (#)	Player	NCAA	ACC	Avg./#
All Purpose	Brashard Smith	64	11	131
	RJ Maryland	194	27	86.5
Blocked Kicks				
Combined Kick Returns	Roderick Daniels, Jr.	38	7	59
	Brashard Smith	41	8	58
	Key/Shawn Smith	119	15	23
Completion Percentage	Preston Stone	91	15	0.59
Completions Per Game				
Field Goal Percentage	Collin Rogers	72	13	0.75
Field Goals Per Game	Collin Rogers	56	10	1.5
Forced Fumbles	Jahfari Harvey	84	11	0.5
Fumbles Recovered	Anthony Booker Jr.	1	1	1
Interceptions Per Game	Ahmaad Moses	109	10	0.5
	Kori Roberson Jr.	109	10	0.5
Kickoff Return TDs				
Kickoff Returns				
Passes Defended				
Passing Efficiency	Preston Stone	65	11	150.7
Passing TDs				
Passing Yards	Preston Stone	22	6	332
	Kevin Jennings	76	13	202
Passing Yards Per Game	Preston Stone	92	12	166
	Kevin Jennings	125	17	101
Passing Yards per Completion	Preston Stone	32	5	14.43
Points Responsible For	Brashard Smith	30	3	18
	Preston Stone	30	3	18
	Collin Rogers	75	15	14
	Kevin Jennings	90	19	12
Points Responsible For Per Game				
Punt Return TDs				
Punt Returns				
Punting				
Receiving TDs				
Receiving Yards	RJ Maryland	11	2	173
	Jake Bailey	175	33	59
	Key/Shawn Smith	192	36	55
Receiving Yards Per Game	RJ Maryland	76	12	86.5
Receptions Per Game	RJ Maryland	128	21	4.5
Rush Yards Per Carry	Brashard Smith	15	2	8.48
Rushing TDs	Brashard Smith	2	1	3
Rushing Yards	Brashard Smith	4	1	178
	LJ Johnson Jr.	90	16	69
	Derrick McFall	90	16	69
	Kevin Jennings	139	22	58
	Preston Stone	161	23	51
Rushing Yards Per Game	Brashard Smith	45	8	89
Sacks	Isaiah Smith	46	7	1
Scoring	Brashard Smith	130	16	9
	Collin Rogers	163	24	7
Solo Tackles				
Tackles For Loss	Isaiah Smith	90	15	1.5
Total Interceptions	Ahmaad Moses	3	1	1
	Kori Roberson Jr.	3	1	1
Total Offense	Preston Stone	97	13	191.5
	Kevin Jennings	127	18	130
	Brashard Smith	182	25	89
Total Points Scored	Brashard Smith	3	1	18
	Collin Rogers	20	5	14
	LJ Johnson Jr.	126	20	10
Total Tackles	Isaiah Nwokobia	133	21	7
	Kobe Wilson	218	37	6.5



## SMU GAME-BY-GAME STARTERS - OFFENSE

Game	QB	RB/WR	TE	WR/TE/FB	WR	WR	LT	LG	C	RG	RT
at Nevada	Preston Stone	Brashard Smith	LJ Johnson Jr.	Romello Brinson	Key'Shawn Smith	Jake Bailey	PJ Williams	Logan Parr	Justin Osborne	Jakai Clark	Nate Anderson
HCU	Preston Stone	LJ Johnson Jr.	RJ Maryland	Romello Brinson	Key'Shawn Smith	Jake Bailey	PJ Williams	Savion Byrd	Jakai Clark	Logan Parr	Justin Osborne
BYU	-	-	-	-	-	-	-	-	-	-	-
TCU	-	-	-	-	-	-	-	-	-	-	-
Florida State	-	-	-	-	-	-	-	-	-	-	-
at Louisville	-	-	-	-	-	-	-	-	-	-	-
at Stanford	-	-	-	-	-	-	-	-	-	-	-
at Duke	-	-	-	-	-	-	-	-	-	-	-
Pittsburgh	-	-	-	-	-	-	-	-	-	-	-
Boston College	-	-	-	-	-	-	-	-	-	-	-
at Virginia	-	-	-	-	-	-	-	-	-	-	-
Cal	-	-	-	-	-	-	-	-	-	-	-

## SMU GAME-BY-GAME STARTERS - DEFENSE

Game	DE	NT	DT	Bandit	LB	LB	LB/NS	CB	CB/S	S	S
at Nevada	Elijah Roberts	Anthony Booker Jr.	Jared Harrison-Hunte	Jahfari Harvey	Kobe Wilson	Ahmad Walker	Cale Sanders Jr.	Brandon Crossley	Jaelyn Davis-Robinson	Jonathan McGill	Isaiah Nwokobia
HCU	Elijah Roberts	Anthony Booker Jr.	Jared Harrison-Hunte	Jahfari Harvey	Kobe Wilson	Ahmad Walker	Cale Sanders Jr.	AJ Davis	Deuce Harmon	Jonathan McGill	Isaiah Nwokobia
BYU	-	-	-	-	-	-	-	-	-	-	-
TCU	-	-	-	-	-	-	-	-	-	-	-
Florida State	-	-	-	-	-	-	-	-	-	-	-
at Louisville	-	-	-	-	-	-	-	-	-	-	-
at Stanford	-	-	-	-	-	-	-	-	-	-	-
at Duke	-	-	-	-	-	-	-	-	-	-	-
Pittsburgh	-	-	-	-	-	-	-	-	-	-	-
Boston College	-	-	-	-	-	-	-	-	-	-	-
at Virginia	-	-	-	-	-	-	-	-	-	-	-
Cal	-	-	-	-	-	-	-	-	-	-	-

## 2024 GAME-BY-GAME LEADERS

Opp.	Player (Passing)	Opp.	Player (Rushing Yards)	Opp.	Player (Receiving Yards)
at Nevada	Stone (17-30, 254 yards, TD, INT)	at Nevada	Smith (11-67 yards, TD)	at Nevada	Maryland (8-162 yards, TD)
HCU	Jennings (10-14, 148 yards, TD)	HCU	Smith (9-108 yards, 2 TD)	HCU	Bailey (4-59 yards, TD)
BYU		BYU		BYU	
TCU		TCU		TCU	
Florida State		Florida State		Florida State	
at Louisville		at Louisville		at Louisville	
at Stanford		at Stanford		at Stanford	
at Duke		at Duke		at Duke	
Pittsburgh		Pittsburgh		Pittsburgh	
Boston College		Boston College		Boston College	
at Virginia		at Virginia		at Virginia	
Cal		Cal		Cal	
Opp.	Player (Tackles/Sacks)	Opp.	Player (INT/FF/FR)	Opp.	Player (FG, Yards/PAT)
at Nevada	Nwokobia (13) / Smith (1)	at Nevada	- / - / -	at Nevada	Rogers (2-3, 52 & 43 / Rogers (1-1)
HCU	Wilson (6), Kilgore (6) / Smith (1), Harvey (1), Baer (1)	HCU	Moses (1), Roberson Jr. (1) / Harvey (1) / Booker Jr. (1)	HCU	Rogers (1-1, 23) / Rogers (4-4), Lozano (2-2)
BYU		BYU		BYU	
TCU		TCU		TCU	
Florida State		Florida State		Florida State	
at Louisville		at Louisville		at Louisville	
at Stanford		at Stanford		at Stanford	
at Duke		at Duke		at Duke	
Pittsburgh		Pittsburgh		Pittsburgh	
Boston College		Boston College		Boston College	
at Virginia		at Virginia		at Virginia	
Cal		Cal		Cal	



## MUSTANG DEPTH CHART

### OFFENSE

<b>WR</b>	3	Romello Brinson (6-2, 186, SR)
	5	Moochie Dixon (6-0, 187, SR)
<b>LT</b>	59	PJ Williams (6-5, 317, RS SO)
	65	Jack Laphen (6-4, 278, RS SO)
<b>LG</b> or	54	Savion Byrd (6-5, 304, RS JR)
	69	Nate Anderson (6-4, 300, RS JR)
<b>C</b>	53	Jakai Clark (6-3, 334, GR)
	51	Justin Osborne (6-5, 305, GR)
<b>RG</b>	71	Logan Parr (6-4, 316, GR)
	75	Ben Sparks (6-4, 293, SR)
<b>RT</b>	51	Justin Osborne (6-5, 305, GR)
	74	Andrew Chamblee (6-6, 303, RS SO)
<b>WR</b> or	12	Jake Bailey (5-10, 179, GR)
	13	Roderick Daniels Jr. (5-9, 186, SR)
<b>WR</b> or	9	Key'Shawn Smith (6-1, 186, SR)
	8	Jordan Hudson (6-1, 191, JR)
<b>TE</b> or	82	RJ Maryland (6-4, 237, JR)
	88	Matthew Hibner (6-5, 251, GR)
	85	Adam Moore (6-2, 256, SO)
<b>RB</b> or	1	Brashard Smith (5-10, 196, SR)
	11	LJ Johnson Jr. (5-10, 219, RS JR)
	4	Jaylan Knighton (5-10, 185, SR)
<b>QB</b>	2	Preston Stone (6-1, 214, RS JR)
	7	Kevin Jennings (6-0, 185, RS SO)
	6	Keldric Luster (5-10, 225, RS FR)

### SPECIAL TEAMS

<b>P</b>	49	Isaac Pearson (6-2, 223, GR)
	96	Jackson Waller (6-3, 200, FR)
<b>KO</b>	41	Collin Rogers (6-4, 219, JR)
	97	Gabriel Lozano (6-1, 183, GR)
<b>PK</b>	41	Collin Rogers (6-4, 219, JR)
	97	Gabriel Lozano (6-1, 183, GR)
<b>KR</b>	1	Brashard Smith (5-10, 196, SR)
	9	Key'Shawn Smith (6-1, 186, SR)
<b>PR</b>	13	Roderick Daniels Jr. (5-9, 186, SR)
	12	Jake Bailey (5-10, 179, GR)
<b>LS</b>	48	Will Benton IV (6-1, 206, GR)
	56	Brock O'Quinn (6-1, 214, RS FR)
<b>H</b>	49	Isaac Pearson (6-2, 223, GR)
	96	Jackson Waller (6-3, 200, FR)

### DEFENSE

<b>DE</b>	5	Elijah Roberts (6-4, 295, SR)
	15	Cameron Robertson (6-4, 250, JR)
<b>NT</b>	10	Anthony Booker Jr. (6-4, 348, GR)
	9	Mike Lockhart (6-4, 291, GR)
<b>DT</b> or	81	Jared Harrison-Hunte (6-4, 294, SR)
	94	Jonathan Jefferson (6-3, 315, GR)
	92	Kori Roberson Jr. (6-3, 303, GR)
<b>BANDIT</b> or	6	Jahfari Harvey (6-4, 251, SR)
	58	Isaiah Smith (6-4, 244, JR)
	32	Billy Walton III (6-3, 233, RS FR)
<b>MLB</b> or	24	Kobe Wilson (6-0, 225, GR)
	54	Alexander Kilgore (6-1, 230, SO)
<b>WLB</b> or	34	Ahmad Walker (5-11, 225, SR)
	54	Alexander Kilgore (6-1, 230, SO)
<b>N/S</b>	22	Cale Sanders Jr. (5-10, 189, SR)
	2	Jonathan McGill (5-10, 186, GR)
	11	Jaden Milliner-Jones (5-11, 198, SO)
<b>CB</b> or	1	Brandon Crossley (6-0, 185, GR)
	4	Jahari Rogers (6-0, 194, SR)
	0	William Nettles (6-0, 194, FR)
<b>CB</b> or	13	Jaelyn Davis-Robinson (6-1, 190, RS SO)
	14	AJ Davis (5-10, 194, RS SO)
	7	Deuce Harmon (5-10, 191, RS JR)
<b>FS</b> or	2	Jonathan McGill (5-10, 186, GR)
	3	Ahmaad Moses (5-10, 200, JR)
<b>RS</b> or	23	Isaiah Nwokobia (6-1, 202, RS JR)
	3	Ahmaad Moses (5-10, 200, JR)

### FUTURE NON-CONFERENCE SCHEDULES

2025  
Sept. 6 Baylor  
Sept. 13 at Missouri State  
Sept. 20 at TCU

2026  
Sept. 19 at Baylor

2027  
Sept. 11 Oklahoma

2030  
Aug. 31 at Colorado

2031  
Sept. 6 Colorado

Dates/Games subject to change

## CAREER PARTICIPATION

GAMES	GP	GS
CROSSLEY, Brandon	54	18
HARVEY, Jahfari	52	20
LOCKHART, Mike	51	19
CLARK, Jakai	50	41
McGILL, Jonathan	48	36
BAILEY, Jake	47	33
OSBORNE, Justin	47	44
SMITH, Key'Shawn	45	22
WILSON, Kobe	45	18
HARRISON-HUNTE, Jared	44	24
DIXON, Moochie	43	8
BENTON, Will	43	0
BOOKER, JR., Anthony	43	4
ROBERSON, Kori	42	4
ROGERS, Jahari	42	15
SANDERS, Cale	42	24
KNIGHTON, Jaylen	40	18
DANIELS JR., Roderick	40	4
WALKER, Ahmad	39	29
SPARKS, Ben	38	8
CELESTINE, Devaughn	37	16
SMITH, Brashard	37	1
BRINSON, Romello	36	10
ROBERTS, Elijah	36	17
LEE, JR., Tanan	35	2
PARR, Logan	33	15
HIBNER, Matthew	30	0
HUDSON, Jordan	30	1
ROBERTSON, Cameron	30	1
HARMON, Deuce	29	14
MARYLAND, RJ	29	21
MOSES, Ahmaad	29	4
ROGERS, Collin	29	0
NWOKOBIA, Isaiah	28	18
SMITH, Isaiah	28	0
SANDJO-NJIKI, Mike Yoan	23	0
BYRD, Savion	23	6
JOHNSON, LJ	23	6
STONE, Preston	23	15
WHEATON, Camar	20	4
ANDERSON, Nate	18	1
DAVIS-ROBINSON, Jaelyn	18	1
EBY, Stone	18	0
BURRIS, Blake	17	0
MEDLOCK, Justin	17	0
KILGORE, Alex	16	4
CAMPBELL, Carter	15	0
JEFFERSON, Jonathan	15	0
WILLIAMS, PJ	15	6
JENNINGS, Kevin	14	2
MILLINER-JONES, Jaden	14	1
MIAZONO, Brandon	14	1
MOORE, Adam	14	0
CHAMBLEE, Andrew	13	8
DAVIS, AJ	13	1
JOHNSON, Caleb	12	0
ABIARA, David	11	0
SCHUMACHER, Markus	11	0
CHAMBERS, Kyran	11	0
MINORS, Zane	9	0
ABOR, Omar	7	0
MUHAMMAD, Abdul	6	0
WEBB, IV	4	0
BAER, Matt	4	0
BRUSZER, Joey	4	0
CARROLL, Jamarion	4	0
HOLLERON, Case	4	0
LAVENDER, Jaxson	4	0
LOZANO, Gabriel	4	0
FLOWERS, Braeden	3	0
DE HOYOS, Michael	3	0
LUSTER, Keldric	3	0
RIORDAN, Tripp	3	0
SAPP, Qae'Shon	3	0
SCHULTZ, Keaton	3	0
WALTON III, Billy	3	0
PEARSON, Isaac	3	0
CHEVES, Keaton	2	0
ALLEN, Kevin	2	0
BRIGGLE, Paxton	2	0
GILL, Reagan	2	0
LAPHEN, Jack	2	0
STICKLER, Henry	2	0
WOODS, Alex	2	0
BOOKER, Brandon	2	0
REED, Cooper	1	0
McFALL, Derrick	1	0
HERNANDEZ, Zach	1	0
COZART, Ashton	1	0
WESLEY II, Dante	1	0
YAO, Max	1	0

# SMU ALPHABETICAL ROSTER

## NUMERICAL ROSTER

No.	Name	Pos.
0	William Nettles	CB
0	Camar Wheaton	RB
1	Brandon Crossley	CB
1	Brashard Smith	RB
2	Jonathan McGill	S
2	Preston Stone	QB
3	Romello Brinson	WR
3	Ahmaad Moses	S
4	Jaylan Knighton	RB
4	Jahari Rogers	CB
5	Moochie Dixon	WR
5	Elijah Roberts	DE
6	Jahfari Harvey	DE
6	Keldric Luster	QB
7	Deuce Harmon	CB
7	Kevin Jennings	QB
8	Jordan Hudson	WR
8	Justin Medlock	LB
9	Mike Lockhart	DT
9	Key'Shawn Smith	WR
10	Anthony Booker Jr.	DT
10	Jamarion Carroll	WR
11	LJ Johnson Jr.	RB
11	Jaden Milliner-Jones	S
12	Jake Bailey	WR
13	Roderick Daniels Jr.	WR
13	Jaelyn Davis-Robinson	CB
14	Tyler Aronson	QB
14	AJ Davis	CB
15	Jaxson Lavender	WR
15	Cameron Robertson	DE
16	David Abiara	DE
16	Ashton Cozart	WR
18	Randy Reece	WR
18	Alexander Rodgers	CB
20	Derrick McFall	WR/RB
20	Zach Smith	LB
21	Kyron Chambers	CB
22	Cale Sanders Jr.	S
23	Isaiah Nwokobia	S
24	Kobe Wilson	LB
25	Davaughn Celestine	S
25	William Fierro	QB
26	Zane Minors	RB
26	Jaylen Moses	S
27	Abdul Muhammad	S
28	Brandon Booker	LB
28	Charlie Fiser	QB
29	Zach Hernandez	RB
29	Brandon Miyazono	LB
30	Omari Abor	DE
30	Carter Campbell	WR
32	Joey Bruszer	WR
32	Billy Walton III	DE
33	Michael De Hoyos	CB
33	Meyer Pereira	WR
34	Lance Beeghley	WR
34	Ahmad Walker	LB
35	Henry Stickler	WR
35	Dante Wesley II	CB
36	Braeden Flowers	DE
36	Cooper Reed	WR
38	Jake Ballard	S
38	Maddox Fuller	QB
39	Keaton Cheves	WR

No.	Name	Pos.	Ht.	Wt.	CL-EXP	Hometown / Previous School
16	David Abiara	DE	6-5	260	RS JR	Mansfield, Texas / Texas / Legacy
30	Omari Abor	DE	6-3	254	RS SO	Duncanville, Texas / Ohio State / Duncanville
45	Cyrus Aboud	LB	6-0	196	FR	Tampa, Fla. / Jesuit Tampa
93	Kevin Allen	DT	6-2	289	RS FR	Fort Worth, Texas / Everman
69	Nate Anderson	OL	6-4	300	RS JR	Frisco, Texas / Oklahoma / Rick Reedy
14	Tyler Aronson	QB	6-2	225	FR	Vero Beach, Fla. / Vero Beach
95	Matt Baer	DE	6-0	239	RS SO	Aurora, Colo. / Regis Jesuit
12	Jake Bailey	WR	5-10	179	GR	San Clemente, Calif. / Rice / St. John Bosco
38	Jake Ballard	S	5-9	184	FR	Flower Mound, Texas / Marcus
34	Lance Beeghley	WR	6-2	191	FR	New Braunfels, Texas / New Braunfels
48	Will Benton IV	LS	6-1	206	GR	Atlanta, Ga. / The Westminster Schools
10	Anthony Booker Jr.	DT	6-4	348	GR	Cincinnati, Ohio / Arkansas / Maryland / Winton Woods
28	Brandon Booker	LB	6-1	215	FR	DeSoto, Texas / DeSoto
70	Paxton Briggie	OL	6-5	290	RS FR	Austin, Texas / Westlake
3	Romello Brinson	WR	6-2	186	SR	Miami, Fla. / Miami / Miami Northwestern
51	Javier Brito	DL	6-2	231	FR	Miami, Fla. / Belen
32	Joey Bruszer	WR	6-3	193	RS SO	Sunnyvale, Texas / Sunnyvale
91	Blake Burris	DT	6-5	303	GR	Irving, Texas / Texas Tech / Parish Episcopal
54	Savion Byrd	OL	6-5	304	RS JR	Cedar Hill, Texas / Oklahoma / Duncanville
30	Carter Campbell	WR	6-0	196	GR	San Antonio, Texas / Reagan
10	Jamarion Carroll	WR	5-11	196	RS FR	Wichita Falls, Texas / Hirschi
25	Davaughn Celestine	S	6-0	190	GR	Placentia, Calif. / El Dorado / San Diego State
21	Kyron Chambers	CB	6-0	201	RS SO	Dallas, Texas / TCU / South Oak Cliff
74	Andrew Chamblee	OL	6-6	303	RS SO	Maumelle, Ark. / Arkansas / Maumelle
39	Keaton Cheves	WR	5-11	194	RS SO	Dallas, Texas / Shelton
53	Jakai Clark	OL	6-3	334	GR	Loganville, Ga. / Miami / Grayson
16	Ashton Cozart	WR	6-3	195	RS FR	Flower Mound, Texas / Oregon / Marcus
1	Brandon Crossley	CB	6-0	185	GR	Dallas, Texas / Colorado State / Little Elm
13	Roderick Daniels Jr.	WR	5-9	186	SR	Duncanville, Texas / Duncanville
14	AJ Davis	CB	5-10	194	RS SO	Dallas, Texas / Skyline
13	Jaelyn Davis-Robinson	CB	6-1	190	RS SO	Waxahachie, Texas / LSU / Waxahachie
33	Michael De Hoyos	CB	5-10	179	RS SO	San Antonio, Texas / Winston Churchill
96	Christian de Moor	DL	6-2	247	FR	Frisco, Texas / Legacy Christian
47	Alex Ditsch	S	6-0	182	FR	Chicago, Ill. / St. Ignatius Prep
5	Moochie Dixon	WR	6-0	187	SR	Carthage, Texas / Texas / Carthage
57	Henry Douglass	OL	6-3	295	RS FR	Atlanta, Ga. / Westminster
44	Stone Eby	TE	6-5	261	RS JR	Flower Mound, Texas / Flower Mound
25	William Fierro	QB	6-0	182	RS FR	La Jolla, Calif. / The Bishop's School
28	Charlie Fiser	QB	6-1	182	RS SO	Little Rock, Ark. / Pulaski Academy
36	Braeden Flowers	DE	6-3	260	RS FR	San Antonio, Texas / Central Catholic
38	Maddox Fuller	QB	6-3	195	RS FR	Lucas, Texas / Lovejoy
79	Reagan Gill	OL	6-4	312	RS FR	Houston, Texas / Jersey Village
7	Deuce Harmon	CB	5-10	191	RS JR	Corinth, Texas / Texas A&M / Denton Guyer
81	Jared Harrison-Hunte	DL	6-4	294	SR	Middle Village, N.Y. / Miami / Christ The King
6	Jahfari Harvey	DE	6-4	251	SR	Port St. Lucie, Fla. / Miami / Vero Beach
86	Davis Hawkins	TE	6-7	221	RS JR	Little Rock, Ark. / Miami / IMG Academy
92	Patrick Hellen	P	5-8	175	FR	Buda, Texas / Johnson
29	Zach Hernandez	RB	5-7	178	FR	Dallas, Texas / Dallas Christian School
88	Matthew Hibner	TE	6-5	251	GR	Burke, Va. / Michigan / Lake Braddock
83	Case Holleron	WR	6-3	191	RS FR	Carrollton, Texas / Hebron
8	Jordan Hudson	WR	6-1	191	JR	Garland, Texas / TCU / Garland
94	Jonathan Jefferson	DT	6-3	315	GR	Douglasville, Ga. / Georgia / Douglas County
7	Kevin Jennings	QB	6-0	185	RS SO	Oak Cliff, Texas / South Oak Cliff
11	LJ Johnson Jr.	RB	5-10	219	RS JR	Cypress, Texas / Texas A&M / Cy-Fair
72	Caleb Johnson	OL	6-6	305	RS JR	Ocala, Fl. / Notre Dame / Trinity Catholic
52	Sean Kane	LB	6-0	221	RS FR	Spring, Texas / The Woodlands Christian Academy
95	Sam Keltner	K	5-10	173	FR	Keller, Texas / Keller
54	Alexander Kilgore	LB	6-1	230	SO	Katy, Texas / Katy Paetow
4	Jaylan Knighton	RB	5-10	185	SR	Lauderhill, Fla. / Miami / Deerfield Beach
65	Jack Laphen	OL	6-4	278	RS SO	Seal Beach, Calif. / Mater Dei
68	King Large	OL	6-5	301	FR	Bellflower, Calif. / St. John Bosco
15	Jaxson Lavender	WR	5-10	167	RS FR	Dallas, Texas / Lovejoy
40	Tarian Lee Jr.	LB	6-2	240	GR	Tallahassee, Fla. / Godby / Texas A&M / Georgia Southern
42	Will Locke	TE	6-5	234	FR	Helotes, Texas / O'Connor
9	Mike Lockhart	DT	6-4	291	GR	Birmingham, Ala. / West Virginia / Georgia Tech / Huffman

40	Tarian Lee Jr.	LB	97	Gabriel Lozano	K	6-1	183	GR	Austin, Texas / Texas / Texas Tech / Westlake
40	Cameron McCulloch	LS	6	Keldric Luster	QB	5-10	225	RS FR	McKinney, Texas / McKinney
41	Collin Rogers	K	82	RJ Maryland	TE	6-4	237	JR	Southlake, Texas / Southlake Carroll
42	Will Locke	TE	20	Derrick McFall	WR/RB	5-11	183	FR	Tyler, Texas / Tyler
42	IV Webb	LB	40	Cameron McCulloch	LS	6-4	200	FR	Houston, Texas / Cy-Fair
43	Wade McSparron	P	2	Jonathan McGill	S	5-10	186	GR	Coppell, Texas / Stanford / Coppell
44	Stone Eby	TE	43	Wade McSparron	P	6-3	195	FR	Geelong, Victoria, Australia
45	Cyrus Aboud	LB	8	Justin Medlock	LB	6-0	223	JR	Missouri City, Texas / Utah / Manvel HS
46	Markus Schumacher	TE	11	Jaden Milliner-Jones	S	5-11	198	SO	DeSoto, Texas / Colorado / DeSoto
46	Xavier Wright	LB	26	Zane Minors	RB	5-11	184	RS JR	Austin, Texas / Westlake
47	Alex Ditsch	S	29	Brandon Miyazono	LB	6-1	235	SO	Frisco, Texas / Frisco
48	Will Benton IV	LS	85	Adam Moore	TE	6-2	256	SO	Miami, Fla. / Northwestern
49	Isaac Pearson	P	3	Ahmaad Moses	S	5-10	200	JR	Arlington, Texas / Mansfield Summit
50	Graham Uter	OL	26	Jaylen Moses	S	5-10	178	FR	Carrollton, Texas / Newman Smith
51	Javier Brito	DL	27	Abdul Muhammad	S	5-8	180	RS FR	Dallas, Texas / South Oak Cliff
51	Justin Osborne	OL	0	William Nettles	CB	6-0	194	FR	Mesquite, Texas / Dallas Christian School
52	Sean Kane	LB	23	Isaiah Nwokobia	S	6-1	202	RS JR	Dallas, Texas / Skyline
53	Jakai Clark	OL	56	Brock O'Quinn	LS	6-1	214	RS FR	Southlake, Texas / Alabama / Southlake Carroll
54	Savion Byrd	OL	51	Justin Osborne	OL	6-5	305	GR	Flower Mound, Texas / Auburn / Marcus
54	Alexander Kilgore	LB	71	Logan Parr	OL	6-4	316	GR	Helotes, Texas / O'Connor / Texas
55	Qae'Shon Sapp	OL	78	Paris Patterson Jr.	OL	6-6	350	RS FR	East St. Louis, Ill. / Arkansas / East St. Louis
56	Brock O'Quinn	LS	49	Isaac Pearson	P	6-2	223	GR	Newcastle, Australia / Texas / University of Newcastle
57	Henry Douglass	OL	33	Meyer Pereira	WR	6-0	187	RS FR	Brentwood, Tenn. / Brentwood Academy
58	Isaiah Smith	DE	81	Jake Peveto	WR	5-11	182	FR	College Station, Texas / College Station
59	PJ Williams	OL	18	Randy Reece	WR	5-10	190	FR	Dallas, Texas / South Oak Cliff
60	Hunter Ryan	OL	36	Cooper Reed	WR	6-3	216	RS FR	Santa Barbara, Calif. / The Taft School
65	Jack Laphen	OL	84	Tripp Riordan	TE	6-4	249	RS FR	Frisco, Texas / Wakeland
66	Max Yao	OL	92	Kori Roberson Jr.	DT	6-3	303	GR	Houston, Texas / Oklahoma / Manvel
68	King Large	OL	5	Elijah Roberts	DE	6-4	295	SR	Miami, Fla. / Miami / Christopher Columbus
69	Nate Anderson	OL	15	Cameron Robertson	DE	6-4	250	JR	Plano, Texas / North Texas / Plano
70	Paxton Briggie	OL	18	Alexander Rodgers	CB	5-10	170	FR	Dallas, Texas / Cedar Hill
71	Logan Parr	OL	41	Collin Rogers	K	6-4	219	JR	Prattville, Ala. / Prattville
72	Caleb Johnson	OL	4	Jahari Rogers	CB	6-0	194	SR	Arlington, Texas / Florida / Arlington
74	Andrew Chamblee	OL	60	Hunter Ryan	OL	6-2	272	RS SO	Dallas, Texas / Parish Episcopal
75	Ben Sparks	OL	22	Cale Sanders Jr.	S	5-10	189	SR	Porter, Texas / Fresno State / New Caney
76	Keaton Schultz	OL	98	Mike Yoan Sandjo-Njiki	DT	6-2	302	SR	Keller, Texas / Navarro College / Timber Creek
77	Alex Woods	OL	55	Qae'Shon Sapp	OL	6-4	304	RS SO	Leesburg, Ga. / Florida State / Lee County
78	Paris Patterson Jr.	OL	76	Keaton Schultz	OL	6-1	288	RS JR	Houston, Texas / Klein Cain
79	Reagan Gill	OL	46	Markus Schumacher	TE	6-2	238	RS SO	Dallas, Texas / Trinity Christian Academy
81	Jared Harrison-Hunte	DL	1	Brashard Smith	RB	5-10	196	SR	Richmond Heights, Fla. / Miami / Miami Palmetto
81	Jake Peveto	WR	58	Isaiah Smith	DE	6-4	244	JR	Washington, D.C. / St. John's
82	RJ Maryland	TE	9	Key'Shawn Smith	WR	6-1	186	SR	San Diego, Calif. / Miami / Lincoln
83	Case Holleron	WR	20	Zach Smith	LB	6-1	211	FR	Red Oak, Texas / Red Oak
84	Tripp Riordan	TE	75	Ben Sparks	OL	6-4	293	SR	Norman, Okla. / Norman
85	Adam Moore	TE	35	Henry Stickler	WR	6-2	187	RS FR	Los Angeles, Calif. / Loyola
86	Davis Hawkins	TE	2	Preston Stone	QB	6-1	214	RS JR	Dallas, Texas / Parish Episcopal
88	Matthew Hibner	TE	94	Michael Tadros	P	6-1	185	RS SO	Palm Beach Gardens, Fla. / The Benjamin School
91	Blake Burris	DT	50	Graham Uter	OL	6-5	296	FR	Daphne, Ala. / Bayside Academy
92	Patrick Hellen	P	34	Ahmad Walker	LB	5-11	225	SR	Warner Robins, Ga. / Liberty / Warner Robins
92	Kori Roberson Jr.	DT	96	Jackson Waller	K	6-3	200	FR	Katy, Texas / Taylor
93	Kevin Allen	DT	32	Billy Walton III	DE	6-3	233	RS FR	Grand Prairie, Texas / Texas / South Oak Cliff
94	Jonathan Jefferson	DT	42	IV Webb	LB	6-0	222	RS FR	Austin, Texas / Anderson
94	Michael Tadros	P	35	Dante Wesley II	CB	6-0	174	FR	Cedar Hill, Texas / Cedar Hill
95	Matt Baer	DE	0	Camar Wheaton	RB	5-10	203	RS JR	Garland, Texas / Alabama / Lakeview Centennial
95	Sam Keltner	K	59	PJ Williams	OL	6-5	317	RS SO	Dickinson, Texas / Texas A&M / Dickinson
96	Christian de Moor	DL	24	Kobe Wilson	LB	6-0	225	GR	Snelville, Ga. / Temple / Parkview
96	Jackson Waller	K	77	Alex Woods	OL	6-3	300	RS FR	Port Saint Lucie, Fla. / Treasure Coast
97	Gabriel Lozano	K	46	Xavier Wright	LB	6-1	225	FR	Garland, Texas / Lakeview Centennial
98	Mike Yoan Sandjo-Njiki	DT	66	Max Yao	OL	6-4	300	RS JR	Zhangjiagang, Suzhou, Jiangsu, China / Zhangjiagang Ivy



## THE LAST TIME IT HAPPENED...

## AN SMU TEAM ...

Had 35 or more first downs  
at Temple (36), Oct. 20, 2023 **(SMU RECORD)**

Had 30 or more first downs  
at Temple (36), Oct. 20, 2023 **(SMU RECORD)**

Had 28 or more first downs  
vs. HCU (29), Aug. 31, 2024

Had 25 or more first downs  
vs. HCU (29), Aug. 31, 2024

Had 500 or more yards rushing  
vs. Tulane (519), 1982 **(SMU RECORD)**

Had 400 or more yards rushing  
at TCU (467), Sept. 28, 1985

Had 350 or more yards rushing  
vs. HCU (369), Aug. 31, 2024

Had 300 or more yards rushing  
vs. HCU (369), Aug. 31, 2024

Had 250 or more yards rushing  
vs. HCU (369), Aug. 31, 2024

Had 200 or more yards rushing  
vs. HCU (369), Aug. 31, 2024

Had 80 or more rushing attempts  
at Rice (80), 1973 **(SMU RECORD)**

Had 70 or more rushing attempts  
vs. Tulane (71), 1982

Had 60 or more rushing attempts  
vs. Tulane (71), 1982

Had 50 or more rushing attempts  
vs. HCU (54), Aug. 31, 2024

Had six or more rushing touchdowns  
at Connecticut (6), Nov. 10, 2018

Had five or more rushing touchdowns  
vs. Tulsa (5), Oct. 28, 2023

Had four or more rushing touchdowns  
vs. HCU (4), Aug. 31, 2024

Had three or more rushing touchdowns  
vs. HCU (4), Aug. 31, 2024

Had 500 or more yards passing  
vs. Temple (538), 2013

Had 450 or more yards passing  
vs. Memphis (474), Oct. 3, 2020

Had 400 or more yards passing  
vs. Tulsa (446), Oct. 28, 2023

Had 350 or more yards passing  
vs. Navy (369), Nov. 25, 2023

Had 300 or more yards passing  
at Nevada (308), Aug. 24, 2024

Had 70 or more pass attempts  
vs. Rutgers (71), 2013

Had 60 or more pass attempts  
at ECU (67), Oct. 4, 2014

Had 59 or more pass attempts  
vs. Houston (59), Oct. 7, 2017

Had 50 or more pass attempts  
at Tulane (52), Nov. 17, 2022

Had 40 or more completions  
vs. Houston (41), Oct. 7, 2017

Had 30 or more completions  
at Tulane (35), Nov. 17, 2022

Had nine or more passing touchdowns  
vs. Houston (9), Nov. 5, 2022 **(SMU RECORD)**

Had seven or more passing touchdowns  
vs. Prairie View A&M (7), Sept. 16, 2023

Had six or more passing touchdowns  
vs. Prairie View A&M (7), Sept. 16, 2023

Had five or more passing touchdowns  
vs. Prairie View A&M (7), Sept. 16, 2023

Had four or more passing touchdowns  
vs. Prairie View A&M (7), Sept. 16, 2023

Had three or more passing touchdowns  
vs. HCU (2), Aug. 31, 2024

Had five passes intercepted  
vs. TCU (5), 2012

Had four passes intercepted  
at TCU (4), 2013

Had three passes intercepted  
at TCU (3), Sept. 25, 2021

Had 700 yards or more total offense  
at UNT (710), Sept. 19, 2020

Had 650 yards or more total offense  
at UNT (710), Sept. 19, 2020

Had 600 yards or more total offense  
vs. Tulsa (638), Oct. 28, 2023

Had 550 yards or more total offense  
vs. HCU (595), Aug. 31, 2024

Had 500 yards or more total offense  
vs. HCU (595), Aug. 31, 2024

Had 450 yards or more total offense  
vs. HCU (595), Aug. 31, 2024

Had 400 or more total yards than the opponent  
vs. HCU (+438), Aug. 31, 2024

Had 300 or more total yards than the opponent  
vs. HCU (+438), Aug. 31, 2024

Had 300 yards passing and 250 yards rushing  
vs. Houston (379/263), Nov. 5, 2022

Had 100 or more plays  
vs. Temple (109), Oct. 19, 2019 **(SMU RECORD)**

Had 90 or more plays  
at Temple (91), Oct. 20, 2023

Had 80 or more plays  
at Rice (80), Nov. 4, 2023

Scored 70 or more points  
vs. Houston (77), Nov. 5, 2022 **(SMU RECORD)**

Scored 60 or more points  
vs. Tulsa (69), Oct. 28, 2023

Scored 50 or more points  
vs. HCU (59), Aug. 31, 2024

Scored 40 or more points  
vs. HCU (59), Aug. 31, 2024

Scored 50+ points in consecutive games  
at Temple (55), Oct. 20, 2023 & vs. Tulsa (69), Oct. 28, 2023

Allowed 70 or more points  
vs. Navy (75), Nov. 26, 2016

Allowed 60 or more points  
vs. Houston (63), Nov. 5, 2022

Allowed 50 or more points  
at Tulane (59), Nov. 17, 2022

Allowed 45 or more points  
at Tulane (59), Nov. 17, 2022

Allowed 40 or more points  
at Tulane (59), Nov. 17, 2022

Had 10 or more sacks  
at USF (10), Sept. 28, 2019 **(SMU RECORD)**

Had 7 or more sacks  
at Tulane (7), Dec. 2, 2023

Had 5 or more sacks  
at Tulane (7), Dec. 2, 2023

Allowed 8 or more sacks  
vs. ECU (8), Oct. 3, 2015

Allowed 5 or more sacks  
vs. Cincinnati (6), Oct. 23, 2022

Did not allow a sack  
vs. HCU (0), Aug. 31, 2024

Lost five or more fumbles  
at Oregon St. (6), 1973

Lost four or more fumbles  
at Memphis (4), Nov. 28, 2015

Did not commit a turnover  
at Memphis (0), Nov. 18, 2023

Had two 100-yard rushers in a game (RB/RB)  
Jaylan Knighton (129) & LJ Johnson Jr. (106) vs. North Texas  
Nov. 10, 2023

Had two 100-yard rushers in a game (QB/RB)  
M. Davis (156) & X. Jones (117) vs. Tulane, 2015

Had two players rush for two or more touchdowns  
U. Bentley (2) & T. Lavine (2) vs. Navy, Oct. 31, 2020

Three receivers caught multiple TD passes  
B. Redding (3), R. Rice (2), R.J. Maryland (2) vs. Houston, Nov. 5, 2022

Had three or more 100-yard receivers in a game  
R. Rice (139), D. Gray (133), T. Page (101) at Tulane, Oct. 16, 2020

Had two or more 100-yard receivers in a game  
R. Rice (166) & J. Kerley (103) at UNT, Sept. 3, 2022

Had two receivers catch 10+ passes in a game  
T. Quinn (17) & C. Sutton (11) at Houston (544), Oct. 7, 2017

Had three receivers catch 7+ passes in a game  
D. Joseph (13), S. Nelson (9) & D. Thompson (7) at ECU, Oct. 4, 2014

Had 12 or more receivers catch a pass in a game  
vs. Tulsa (13), Oct. 28, 2023

Had 11 or more receivers catch a pass in a game  
vs. Tulsa (13), Oct. 28, 2023

Had 10 or more receivers catch a pass in a game  
vs. HCU (10), Aug. 31, 2024

Had two 100-yard passers in a game  
B. Hicks (112) & R. Peavey (110) vs. SFA, Sept. 2, 2017

Had one 100-yard rusher & one 100-yard receiver in a game  
C. Wheaton/T. Lavine (112) & J. Kerley (156) at USF, Nov. 12, 2022

Had two 100-yard rushers & one 100-yard receiver in a game  
C. Wheaton/T. Lavine (112) & J. Kerley (156) at USF, Nov. 12, 2022

Had one 100-yard rusher & two 100-yard receivers in a game  
U. Bentley IV (227) & R. Roberson Jr. (103)/R. Rice (102) at UNT,  
Sept. 19, 2020

Had three players over 150 all-purpose yards  
C. Sutton (166), K. Freeman (159) & H. Richardson (150) at ECU,  
Nov. 12, 2016

Had four players over 100 all-purpose yards  
U. Bentley IV (248), D. Gray (132), R. Roberson Jr. (128) & R. Rice (102) at UNT, Sept. 19, 2020

Had nine or more players score a touchdown  
vs. Prairie View A&M (9), Sept. 16, 2023 **(SMU RECORD)**

Had seven or more players score a touchdown  
vs. HCU (7), Aug. 31, 2024

Had five or more players score a touchdown  
vs. HCU (7), Aug. 31, 2024

Did not punt  
at USF, Nov. 12, 2022

Had a PAT kick blocked  
vs. Prairie View A&M, Sept. 16, 2023

Had a field goal blocked  
vs. Boston College, Dec. 28, 2023

Had a punt blocked  
at Rice (1), Nov. 4, 2023

Recovered an onside kick  
A.J. Justice vs. JMU, Sept. 26, 2015

Had two or more blocked kicks  
J. Lawler (FG) & R. Becker (P) vs. Connecticut, Sept. 30, 2017

Defeated a ranked opponent  
vs. No. 25 Memphis (30-27), Oct. 3, 2020

Was held scoreless  
at Memphis, Nov. 28, 2015 (Lost 63-0)

Was held scoreless on the road  
at Memphis Nov. 28, 2015 (Lost 63-0)

Was held scoreless at home  
vs. TCU, Sept. 27, 2014 (Lost 56-0)

Was held scoreless at a neutral site  
Rose Bowl (Stanford 7-0), Jan. 1, 1936

Held an opponent scoreless on the road  
at Temple (55-0), Oct. 20, 2023

Held an opponent scoreless at home  
vs. Prairie View A&M (69-0), Sept. 16, 2023

Held an opponent scoreless at a neutral site  
vs. College of Pacific at Tyler, Texas (34-0), 1941

Held an opponent scoreless for three quarters  
at Temple (55-0), Oct. 20, 2023

Won an overtime game  
at Tulane, Oct. 16, 2020 (37-34 OT)

Lost an overtime game  
vs. Cincinnati, Oct. 27, 2018 (26-20 OT)

Won a game on the last play  
at Louisiana Tech, Sept. 18, 2021 (39-27), T. Mordecai 33-yd pass to Re. Roberson, Jr.

Held an opponent to no offensive touchdowns  
at Temple (55-0), Oct. 20, 2023

Held opponent to 10 or less first downs  
vs. HCU (10), Aug. 31, 2024

Held an opponent to 100 or less rushing yards  
vs. HCU (34), Aug. 31, 2024

Held opponent to 50 or less rushing yards  
vs. HCU (34), Aug. 31, 2024

Held opponent to negative rushing yards  
vs. Connecticut (-8), Sept. 30, 2017

Held opponent to 100 or less passing yards  
vs. Navy (71), Nov. 25, 2023

Held opponent to 50 or less passing yards  
vs. Navy (25), Sept. 22, 2018

Had 11 or more TFLs  
vs. Navy (11), Nov. 25, 2023  
Had 10 or more TFLs  
vs. HCU (10), Aug. 31, 2024

Intercepted five or more passes  
vs. Houston (6), 2012

Intercepted four or more passes  
vs. Liberty (4), Sept. 17, 2016

Intercepted three or more passes  
vs. Houston (3), Nov. 5, 2022

Had multiple interceptions in consecutive games  
vs. Tulsa (2), Nov. 27, 2022 & at UNT (2), Sept. 3, 2022

Had four or more fumble recoveries  
at Connecticut (4), Dec. 6, 2014

Had three or more fumble recoveries  
at TCU (3), Sept. 21, 2019

Registered ten or more takeaways  
vs. Stephen F. Austin (10), Sept. 8, 2012 **(SMU RECORD)**

Registered nine or more takeaways  
vs. Houston (9), Oct. 18, 2012

Registered eight or more takeaways  
vs. Houston (9), Oct. 18, 2012

Registered seven or more takeaways  
vs. Houston (9), Oct. 18, 2012

Registered six or more takeaways  
vs. Houston (9), Oct. 18, 2012

Registered five or more takeaways  
at East Carolina (5), Nov. 12, 2016

Registered four or more takeaways  
vs. ACU (4), Sept. 4, 2021

Registered three or more takeaways  
vs. HCU (3), Aug. 31, 2024

Had 2 defensive TDs in a game  
Jordan Wyatt (2 - INT, FR) vs. Stephen F. Austin, Sept. 2, 2017

Had 2 interceptions TDs in a game  
Horace Richardson (2) at East Carolina, Nov. 12, 2016

Held opponent to 300 or less yards total offense  
vs. HCU (157), Aug. 31, 2024

Held opponent to 200 or less yards total offense  
vs. HCU (157), Aug. 31, 2024

Had 10 or more penalties  
at Nevada (11), Aug. 24, 2024

Did not commit a penalty  
vs. Tulane, Nov. 30, 2019

Had 100 or more yards in penalties  
at Nevada (125), Aug. 24, 2024

Scored a safety  
at Nevada, Aug. 24, 2024

Scored a two-point conversion  
at Nevada (LJ Johnson Jr. rush), Aug. 24, 2024

Converted 5+ 4th Downs  
vs. ECU (5 of 5), Nov. 9, 2019

Converted 4+ 4th Downs  
vs. Cincinnati (4 of 5), Oct. 22, 2022

Scored at least 21 points in a quarter  
vs. HCU (28, 1st), Aug. 31, 2024

Scored at least 21 points in first quarter  
vs. HCU (28), Aug. 31, 2024

Scored at least 28 points in a quarter  
vs. HCU (28), Aug. 31, 2024

Scored at least 40 points in a half  
vs. HCU (42), Aug. 31, 2024, 1st half

Scored at least 40 points in a first half  
vs. HCU (42), Aug. 31, 2024

Scored at least 50 points in a half  
vs. Navy (52), Nov. 25, 2023, 1st half

Scored at least 50 points in a first half  
vs. Navy (52), Nov. 25, 2023

Held an opponent to negative yards in a quarter  
vs. HCU (-2), Aug. 31, 2024, 4th quarter

Rallied from a double-digit deficit to win  
at Nevada (Trailed 24-13 in 4th quarter), Aug. 24, 2024

Rallied from a double-digit deficit in fourth quarter to win  
at Nevada (Trailed 24-13 in 4th quarter), Aug. 24, 2024

### AN SMU PLAYER ...

Rushed 35 or more times  
Keylon Kincade (36) at Tulsa, 2003

Rushed 30 or more times  
Zach Line (30) at ECU, 2010

Rushed for 200 or more yards  
Ulysses Bentley IV (227) at UNT, Sept. 19, 2020

Rushed for 150 or more yards  
Jaylan Knighton (150) vs. Charlotte, Sept. 30, 2023

Rushed for 100 or more yards  
Brashard Smith (108) vs. HCU, Aug. 31, 2024

Rushed for four or more touchdowns  
Zach Line (5) vs. Northwestern St., 2011

Rushed for three or more touchdowns  
Tyler Lavine (3) vs. Navy, Nov. 25, 2023

Rushed for two or more touchdowns  
Brashard Smith (2) vs. HCU, Aug. 31, 2024

Had a run of 90 or more yards  
Jaylan Knighton (95) vs. Charlotte, Sept. 30, 2023

Had a run of 80 or more yards  
Jaylan Knighton (95) vs. Charlotte, Sept. 30, 2023

Had a run of 70 or more yards  
Jaylan Knighton (95) vs. Charlotte, Sept. 30, 2023

Had a run of 60 or more yards  
Jaylan Knighton (95) vs. Charlotte, Sept. 30, 2023

Had a run of 50 or more yards  
Jaylan Knighton (95) vs. Charlotte, Sept. 30, 2023

Had a run of 40 or more yards  
Brashard Smith (47) vs. HCU, Aug. 31, 2024

Passed for 500 or more yards  
Garrett Gilbert (538) vs. Temple, 2013

Passed for 400 or more yards  
Tanner Mordecai (432) at UNT, Sept. 3, 2022

Passed for 350 or more yards  
Preston Stone (371) vs. Tulsa, Oct. 28, 2023

Passed for 300 or more yards  
Preston Stone (322) vs. Navy, Nov. 25, 2023

Passed for 200 yards in a quarter  
Preston Stone (275) vs. Navy, Nov. 25, 2023, 1st quarter

Passed for 300 yards in a half  
Preston Stone (332) vs. Navy, Nov. 25, 2023, 1st half

Attempted 58 or more passes  
Ben Hicks (58) at Houston, Oct. 7, 2017

Attempted 55 or more passes  
Ben Hicks (55) vs. Memphis, Nov. 16, 2018

Attempted 50 or more passes  
Tanner Mordecai (54) at Maryland, Sept. 17, 2022

Completed 40 or more passes  
Ben Hicks (41) at Houston, Oct. 7, 2017

Completed 30 or more passes  
Tanner Mordecai (32) at Tulane, Nov. 17, 2022

Threw seven or more touchdown passes  
Tanner Mordecai (9) vs. Houston, Nov. 5, 2022 **(SMU RECORD)**

Threw six or more touchdown passes  
Tanner Mordecai (9) vs. Houston, Nov. 5, 2022 **(SMU RECORD)**

Threw five or more touchdown passes  
Preston Stone (5) vs. Prairie View A&M, Sept. 16, 2023

Threw four or more touchdown passes  
Preston Stone (5) vs. Prairie View A&M, Sept. 16, 2023

Threw three or more touchdown passes  
Preston Stone (3) vs. Navy, Nov. 25, 2023

A non-QB threw touchdown  
Ke'mon Freeman to Ryan Becker (2 yards) at FAU, Dec. 21, 2019

Completed a pass for 90 or more yards  
Preston Stone to Roderick Daniels Jr. (91t) vs. Prairie View A&M, Sept. 16, 2023

Completed a pass for 80 or more yards  
Preston Stone to Roderick Daniels Jr. (91t) vs. Prairie View A&M, Sept. 16, 2023

Completed a pass for 70 or more yards  
Preston Stone to Romello Brinson (74t) vs. Tulsa, Oct. 28, 2023

Had 600 or more yards total offense  
Garrett Gilbert (635) vs. Temple, 2013

Had 500 or more yards total offense  
Shane Buechele (501) vs. Memphis, Oct. 3, 2020

Had 400 or more yards total offense  
Tanner Mordecai (433) vs. Houston, Nov. 5, 2022

Had 300 yards passing and 100 yards rushing  
Justin Willis (375 pass, 114 rush) at Memphis, 2007

Had 200 yards passing and 100 yards rushing  
Matt Davis (212 pass, 181 rush) at Tulsa, Nov. 8, 2014

Had 200 yards passing and 50 yards rushing  
Kevin Jennings (203 pass, 63 rush) at Tulane, Dec. 2, 2023

Had 100 yards both passing and rushing  
Matt Davis (165 pass, 156 rush) vs. Tulane, 2015

Accounted for seven or more touchdowns  
Tanner Mordecai (10) vs. Houston, Nov. 5, 2022 **(SMU RECORD)**

Accounted for six or more touchdowns  
Preston Stone (6) vs. Prairie View A&M, Sept. 16, 2023

Caught 15 or more passes  
Trey Quinn (17) at Cincinnati, Oct. 21, 2017

Caught 10 or more passes  
Rashee Rice (13) vs. Memphis, Nov. 26, 2022

Had 250 or more yards receiving  
Reggie Roberson Jr. (250) vs. Temple, Oct. 19, 2019

Had 200 or more yards receiving  
Reggie Roberson Jr. (243) vs. Memphis, Oct. 3, 2020

Had 180 or more yards receiving  
Rashee Rice (180) at Tulsa, Oct. 29, 2022

Had 150 or more yards receiving  
RJ Maryland (162) at Nevada, Aug. 24, 2024

Had 125 or more yards receiving  
RJ Maryland (162) at Nevada, Aug. 24, 2024

Had 100 or more yards receiving  
RJ Maryland (162) at Nevada, Aug. 24, 2024

Had 100 or more yards receiving in a half  
RJ Maryland (160, 2nd half) at Nevada, Aug. 24, 2024

Had 100 or more yards receiving in a quarter  
RJ Maryland (116, 4th quarter) at Nevada, Aug. 24, 2024

Caught three or more TD passes  
Ben Redding (3) vs. Houston, Nov. 5, 2022

Caught two or more TD passes  
Moochie Dixon (2) vs. Navy, Nov 25, 2023

Had a TD catch in 12 straight games  
James Proche vs. UNT, Texas State, at TCU, at USF, Tulsa, Temple, at Houston, at Memphis, ECU, at Navy, Tulane, at FAU 2019

Had a TD catch in 11 straight games  
James Proche vs. UNT, Texas State, at TCU, at USF, Tulsa, Temple, at Houston, at Memphis, ECU, at Navy, Tulane, at FAU 2019

Had a TD catch in ten straight games  
James Proche vs. UNT, Texas State, at TCU, at USF, Tulsa, Temple, at Houston, at Memphis, ECU, at Navy, Tulane, at FAU 2019

Had a TD catch in nine straight games  
James Proche vs. UNT, Texas State, at TCU, at USF, Tulsa, Temple, at Houston, at Memphis, ECU, at Navy, Tulane, at FAU 2019

Had a TD catch in eight straight games  
James Proche vs. UNT, Texas State, at TCU, at USF, Tulsa, Temple, at Houston, at Memphis, ECU, at Navy, Tulane, at FAU 2019

Had a TD catch in seven straight games  
James Proche vs. UNT, Texas State, at TCU, at USF, Tulsa, Temple, at Houston, at Memphis, ECU, at Navy, Tulane, at FAU 2019

Had a TD catch in six straight games  
James Proche vs. UNT, Texas State, at TCU, at USF, Tulsa, Temple, at Houston, at Memphis, ECU, at Navy, Tulane, at FAU 2019

Had a TD catch in five straight games  
Reggie Roberson, Jr., at La. Tech, at TCU, USF, at Navy, Tulane, 2021

Had a TD catch in four straight games  
RJ Maryland, vs. Charlotte, at ECU, at Temple, vs. Tulsa, 2023

Had a TD catch in three straight games  
RJ Maryland, vs. Charlotte, at ECU, at Temple, 2023

Had a rushing TD in four straight games  
Tyler Lavine, vs. Cincinnati, at Tulsa, vs. Houston, at USF 2022

Had a rushing TD in three straight games  
Tyler Lavine, vs. Tulsa, at Rice, vs. North Texas 2023

Had three players with multiple TDs  
Preston Stone (2), Brashard Smith (2) and Kevin Jennings (2) vs. HCU, Aug. 31, 2024

Had two players with multiple touchdowns  
Preston Stone (2), Brashard Smith (2) and Kevin Jennings (2) vs. HCU, Aug. 31, 2024

Had 10 or more catches in a half  
Trey Quinn (11) vs. Connecticut, Sept. 30, 2017 **(SMU RECORD)**

Made four field goals  
Collin Rogers (4) at Tulane, Dec. 2, 2023 **(TIES SMU RECORD)**

Made a field goal of 50 or more yards  
Collin Rogers (52) at Nevada, Aug. 24, 2024

Scored four or more touchdowns  
Courtland Sutton (4) vs. North Texas, Sept. 9, 2017

Punted 10 or more times  
Jamie Sackville (11) vs. TCU, Sept. 7, 2018

Had a punt of 70 or more yards  
Trevor Denbow (72) vs. Temple, Oct. 19, 2019

Had a punt of 65 or more yards  
Matt Fraanje (67) vs. ACU, Sept. 4, 2021

Had a punt of 60 or more yards  
Ryan Bujcevski (64) vs. TCU Sept. 24, 2022

Had at least four punts of 50 or more yards  
Jackson Koonce (4), vs. Texas A&M, Sept. 20, 2014

Had four or more sacks  
Justin Lawler (4) vs. Connecticut, Sept. 30, 2017 **(SMU RECORD)**

Had three or more sacks  
Nelson Paul (3) vs. TCU Sept. 24, 2022

Had four or more tackles for loss  
J. Lawler & K. Mitchell (4) vs. Connecticut, Sept. 30, 2017

Had two sacks in consecutive games  
Patrick Nelson vs. Temple (2.0), at Houston (2.5)

Had 15 or more tackles  
Rodney Clemons, Jordan Williams (15) vs. Navy, Sept. 22, 2018

Had 10 or more tackles  
Isaiah Nwokobia (13) at Nevada, Aug. 24, 2024

Intercepted four or more passes  
Wes Hopkins (4) at Houston, 1981

Intercepted three or more passes  
Devin Lowery (3) vs. Marshall, 2006

Intercepted two or more passes  
Nick Roberts (2) vs. Houston, Nov. 5, 2022

Recovered two or more fumbles  
Kevin Pope (2) vs. Houston, 2012

Forced two or more fumbles  
Andrew McCleneghen (2) vs. North Texas, Sept. 12, 2015

Had 2 defensive TDs in a game  
Jordan Wyatt (2 - INT, FR) vs. Stephen F. Austin, Sept. 2, 2017  
**6th player in FBS history with INT & FR TD**

Had 2 interception TDs in a game  
Horace Richardson (2) at East Carolina, Nov. 12, 2016

Returned a punt for a TD  
Roderick Daniels Jr. (67 yards) at Temple, Oct. 20, 2023

Returned a kickoff for a TD  
Bryan Massey (100 yards) at Houston, Oct. 30, 2021

Returned an interception for a TD  
Isaiah Nwokobia (74 yards) vs. Navy, Nov. 25, 2023

Returned a fumble for a TD  
Will Benton (0 yards) vs. Navy, Nov. 25, 2023

Blocked a punt  
Trevor Denbow vs. ACU, Sept. 4, 2021

Blocked a field goal  
Cameron Robertson vs. Prairie View A&M, Sept. 16, 2023

Returned a blocked FGA for a TD  
Chris Megginson (53 yards) vs. Prairie View A&M, Sept. 16, 2023

Blocked a PAT kick  
Isaac Slade-Matautia vs. Memphis, Nov. 26, 2022

Blocked two more PAT on the season  
Zach Wood vs. (2) Tulsa, at Navy

Returned a PAT kick for two points  
Mikial Onu at Navy, Nov. 11, 2017

# 2024 RECAPS

AUG. 24, 2024 - MACKAY STADIUM - RENO, NEV.

[RV/RV] SMU	29
NEVADA	24

**RENO, Nev. (AP) --** Preston Stone connected on a 35-yard touchdown pass to R.J. Maryland with 1:18 left in the fourth quarter as SMU defeated Nevada 29-24 on Saturday night.

Down 24-13, the SMU comeback started with 10 minutes left and the Mustangs pinned at their own 10-yard line. On third down and short, Stone connected on a 49-yard pass to Maryland. SMU finished the drive with a Brashard Smith four-yard touchdown run and a two-point conversion to pull within 24-21.

On Nevada's next possession, SMU defensive lineman Anthony Booker Jr. tackled Nevada quarterback Brendon Lewis in the endzone for a safety to pull the Mustangs within a point with eight minutes left in the game.

SMU began its winning drive on its own 17-yard line with 3:31 left.

The nine play, 83-yard drive ended with Maryland's winning catch. SMU's 6-foot-4 junior wide receiver finished the game with eight receptions for 162 yards.

Stone completed 17 of 30 passes for 254 yards with a touchdown and an interception.

Nevada opened the scoring with Lewis' 5-yard touchdown pass to tight end Jace Henry with a minute left in the first quarter. SMU responded with a 10-play drive to open the second quarter, capped by a one-yard run from L.J. Johnson Jr.

Nevada and SMU both made field goals in the second quarter before Lewis' 10-yard touchdown pass to Cortez Braham Jr. with nine seconds left in the first half gave the Wolf Pack a 17-10 lead at the break.

**SCORING SUMMARY**

SMU	0	10	3	16	29
Nevada	7	10	7	0	24

Qtr	Time	Scoring play
1st	1:07	NEVADA Henry,Jace 5 yd pass from (Killam,Matthew kick)
2nd	12:57	SMU Johnson Jr.,LJ 1 yd run (Rogers,Collin kick)
	8:38	NEVADA Killam,Matthew 36 yd field goal
	4:12	SMU Rogers,Collin 52 yd field goal
	00:09	NEVADA Braham,Cortez 10 yd pass from (Killam,Matthew kick)
3rd	12:18	SMU Rogers,Collin 43 yd field goal
	3:23	NEVADA Red,Savion 1 yd run (Killam,Matthew kick)
4th	7:19	SMU Booker Jr.,Anth safety
	1:18	SMU Maryland,RJ 34 yd pass from (Stone,Preston kick failed)
	8:01	SMU Smith,Brashard 4 yd run (Johnson Jr.,LJ kick)

TEAM STATS	SMU	Nevada
FIRST DOWNS	22	16
RUSHES-YARDS (NET)	34-100	43-148
PASSING YDS (NET)	308	150
Passes Att-Comp-Int	35-21-1	28-15-0
TOTAL OFFENSE PLAYS-YARDS	69-408	71-298
Fumble Returns-Yards	0-0	0-0
Punt Returns-Yards	0-0	0-31
Kickoff Returns-Yards	4-97	3-37
Interception Returns-Yards	0-0	1-0
Punts (Number-Avg)	3-40.7	5-45.0
Fumbles-Lost	3-0	2-0
Penalties-Yards	11-125	11-81
Possession Time	23:43	36:17
Third-Down Conversions	5 of 12	8 of 18
Fourth-Down Conversions	0 of 1	0 of 2
Red-Zone Scores-Chances	3-3	4-4
Sacks By: Number-Yards	1-0	0-0

**RUSHING:** Louisiana Tech-Thornton,Charvi 8-24; Fields,Jacob 2-7; Willis Jr.,Keit 2-6; Bachmeier,Hank 12-minus 9. SMU-Johnson Jr.,LJ 14-128; Knighton,Jaylan 17-64; Stone,Preston 3-11; Minors,Zane 1-4; Daniels, Jr.,Ro 2-1; Lavine,Tyler 4-1.

**PASSING:** Louisiana Tech-Bachmeier,Hank 21-33-1-24. SMU-Stone,Preston 23-37-0-248; TEAM 0-1-0-0.

**RECEIVING:** Louisiana Tech-Harris,Smoke 7-47; Duru,Koby 3-55; Maxwell,Kyle 2-55; Jones,Nate 2-12; Thornton,Charvi 2-2; Willis Jr.,Keit 2-2; Lewis,Julien 1-37; McCallister,Mat 1-17; Allen,Cyrus 1-14. SMU-Maryland,RJ 5-58; Dixon,Kelvontay 3-29; Bailey,Jake 3-9; Hudson,Jordan 2-72; Smith,Key'Shawn 2-44; Daniels, Jr.,Ro 2-9; Knighton,Jaylan 2-6; Kerley,Jordan 2-5; Matthews-Harris 1-9; Brinson,Romello 1-7.

AUG. 31, 2024 - FORD STADIUM - DALLAS, TEXAS

HCU	7
[RV/RV] SMU	59

**DALLAS (AP) --** Brashard Smith ran for 108 yards and two touchdowns, 348-pound nose tackle Anthony Booker Jr. returned a fumble for a score and SMU routed Houston Christian (HCU) 59-7 on Saturday night.

Preston Stone threw for two TDs and Kevin Jennings had one passing and one rushing as the quarterbacks split time in the first home game for SMU (2-0) since joining the Atlantic Coast Conference.

After starting with a three-and-out, the Mustangs scored touchdowns on four consecutive possessions of their own - and one of Houston Christian's.

Jahfari Harvey crunched CJ Rogers in the chest late in the first quarter, the ball squirted loose as the QB was being slammed to the turf and Booker scooped it up and rumbled 16 yards for a 28-0 SMU lead.

"It was a great start. The defense had a lot to do with that," coach Rhett Lashlee said after SMU's ninth consecutive home victory. "The second quarter we had a little bit of a lull. We told them at halftime we've got to be a finishing team. They did a nice job of finishing and not letting their guard down."

Jordan Hudson, Jake Bailey and Key'Shawn Smith had a touchdown catch apiece, starting with Hudson's 28-yarder a play after Brashard Smith's 47-yard run. Key'Shawn Smith's 35-yard score was his only catch.

The Mustangs finished with 595 yards total offense, including 369 rushing. It was their most on the ground since 2019. Freshman Derrick McFall was one of four with at least 50 yards rushing, getting 69 and a touchdown on 16 carries in the first game of his career.

**SCORING SUMMARY**

HCU	0	7	0	0	7
SMU	28	14	7	10	59

Qtr	Time	Scoring play
1st	10:47	SMU Hudson,Jordan 28 yd pass from (Stone,Preston kick failed)
	07:07	SMU Smith,Brashard 1 yd run (Rogers,Collin kick)
	03:04	SMU Smith,Brashard 2 yd run (Rogers,Collin kick)
	02:03	SMU Booker Jr.,Anth 16 yd FUMB: FUMB: (Johnson Jr.,LJ kick)
2nd	13:42	SMU Bailey,Jake 4 yd pass from (Rogers,Collin kick)
	12:19	HCU McMillan,Deuce 10 yd pass from (Fedor,Dillon kick)
	05:05	SMU Smith,Key'Shawn 35 yd pass from (Rogers,Collin kick)
3rd	07:35	SMU McFall,Derrick 17 yd run (Lozano,Gabriel kick)
4th	14:48	SMU Jennings,Kevin 6 yd run (Lozano,Gabriel kick)
	01:54	SMU Rogers,Collin 23 yd field goal, 16-69 10:50

TEAM STATS	HCU	SMU
FIRST DOWNS	10	29
RUSHES-YARDS (NET)	26-34	54-369
PASSING YDS (NET)	123	226
Passes Att-Comp-Int	27-11-2	23-16-0
TOTAL OFFENSE PLAYS-YARDS	53-157	77-595
Fumble Returns-Yards	0-0	0-0
Punt Returns-Yards	0-0	0-28
Kickoff Returns-Yards	2-48	1-23
Interception Returns-Yards	0-0	2--5
Punts (Number-Avg)	8-48.8	2-27.0
Fumbles-Lost	1-1	1-1
Penalties-Yards	5-35	6-45
Possession Time	24:56	35:04
Third-Down Conversions	3 of 12	9 of 14
Fourth-Down Conversions	0 of 1	2 of 2
Red-Zone Scores-Chances	1-1	6-6
Sacks By: Number-Yards	0-0	3-0

**RUSHING:** Houston Christian-Dozier,Champ 7-22; Hill,Calvin 8-15; Valenzuela,Jess 4-9; Stewart,Cutter 2-6; Evans,Darryle 2-0; Brickhandler,EI 1-minus 4; Rogers,CJ 2-minus 14. SMU-Smith,Brashard 9-108; McFall,Derrick 16-69; Jennings,Kevin 5-54; Johnson Jr.,LJ 8-50; Luster,Keldric 6-37; Stone,Preston 2-19; Daniels, Jr.,Ro 3-17; Minors,Zane 2-10; Hernandez,Zach 2-6; TEAM 1-minus 1.

**PASSING:** Houston Christian-Stewart,Cutter 10-25-2-118; Brickhandler,EI 0-1-0-0; Rogers,CJ 1-1-0-5. SMU-Jennings,Kevin 10-14-0-148; Stone,Preston 6-9-0-78.

**RECEIVING:** Houston Christian-Sullivan,Collin 3-28; Dozier,Champ 3-24; Fuller,Ismael 2-38; McMillan,Deuce 2-15; Valenzuela,Jess 1-18. SMU-Bailey,Jake 4-59; Hudson,Jordan 2-34; Daniels, Jr.,Ro 2-24; Moore,Adam 2-12; Smith,Key'Shawn 1-35; Cozart,Ashton 1-24; Brinson,Romello 1-11;



# RHETT LASHLEE

**HEAD COACH, THIRD SEASON**

**ARKANSAS, 2006**

**@RHETTLASHLEE**

Head Coach Rhett Lashlee enters his third season in charge in 2024.

Lashlee has a career head coaching record of 20-9.

The third-year coach has been the driving force in leading the Mustangs' return to prominence in his first two years as the leader of the program, highlighted by a championship season in his second year, going 11-3 and undefeated in AAC play (8-0).

SMU's 11 wins and nine-game winning streak in 2023 were the most since the 1982 National Championship team. The Mustangs also finished out the year ranked 22nd in the AP Top 25 Poll, the first time appearing in the final poll since 1984.

Lashlee made history on Dec. 2, 2023 with a 26-14 victory over No. 22 Tulane in the AAC Championship game, giving the Mustangs their first conference championship since 1984 and 12th overall as a program. It was the first outright conference title won by the school since 1982.

The historic campaign led to a fifth straight year of being bowl eligible, the longest stretch in program history.

The success of the season has resulted in various accolades for the team and coach himself, including a record-tying 18 AAC All-Conference selections. Lashlee was also named a finalist for the prestigious Paul "Bear" Bryant Coach of the Year Award, handed out the nation's top coach as voted on by the National Sports Media Association, the Bryant Awards' Executive Leadership Team, and the Bryant Family.

The Arkansas native was also named Co-Coach of the Year by the Dave Campbell's Texas Football publication, a finalist of the Eddie Robinson Coach of the Year Award, and a semi-finalist for Coach of the Year Award by the Maxwell Football Club.

SMU was dominant all season long in 2023 on both sides of the ball, ranking in the top 25 in the FBS in numerous categories including: third down defense (4th), defensive touchdowns (1st), fewest penalties per game (18th), first down offense (6th), passing offense (22nd), passing yards allowed (13th), passing yards per completion (12th), red zone defense (25th), red zone offense (8th), sacks allowed (13th), scoring defense (11th), scoring offense (8th), tackles for loss allowed (9th), team passing efficiency defense (9th), team sacks (3rd), team tackles for loss (16th), total defense (12th) and total offense (16th).

On offense, the 542 points ranked second highest in program history. The 29 rushing touchdowns were third most in program history. The Mustangs scored at least 55 points four times in 2023, the most in program history for a single season. Lashlee's offense also finished top five in program history in first downs (1st), passing touchdowns (5th), passing yards (5th) and total yards (tied for 1st).

Quarterback Preston Stone led the attack for Lashlee's offense, posting career highs in passing yards (3,197) and passing touchdowns (28). Stone's 161.3 passing efficiency rating led all quarterbacks in the AAC. For his great play, Stone earned All-AAC Third Team honors in his first year starting under Lashlee.

Defensively, the Mustangs were one of the elite teams in the country. The 47 sacks rank second in program history for a single year. SMU took it to the conference opposition this past season, posting an average margin of victory of 28.9 points (45.9-17.0) in conference games on the year, the largest margin for any FBS team in conference play in 2023. SMU also finished first in all of FBS in defensive touchdowns with five. The Mustangs' two shutouts during the regular season were the most by the team since 2012.

## COACHING EXPERIENCE

2004-05	Springdale HS (Ark.) (Quarterbacks)
2006	Arkansas (GA)
2009-10	Auburn (GA)
2011	Samford (Offensive Coordinator/Quarterbacks)
2012	Arkansas State (Offensive Coordinator/Quarterbacks)
2013-16	Auburn (Offensive Coordinator/Quarterbacks)
2017	UConn (Offensive Coordinator/Quarterbacks)
2018-19	SMU (Offensive Coordinator/Quarterbacks)
2020-21	Miami (FL) (Offensive Coordinator/Quarterbacks)
2021-	SMU (Head Coach)

Lashlee completed his first season (2022) as head coach on the Hilltop with a 7-5 regular season record, and an appearance in the New Mexico Bowl against BYU. Under his leadership, the Mustangs ranked 14th in the nation in total offense, 12th in scoring offense, and seventh in both red zone offense and passing offense. Furthermore, the Mustangs were among the best-disciplined teams in the nation, committing the 11th fewest penalties across FBS teams.

The appearance in the New Mexico Bowl made the Mustangs bowl eligible for the fourth straight season. The streak is the longest since SMU went to four bowls from 2009-12 and made the Mustangs bowl eligible in five of the past six seasons. The program has won at least seven games each season dating back to 2019, making it the longest stretch with at least seven wins since the 2009-12 seasons. It was also the first season the Mustangs have won five conference games since going 6-2 in league play in 2019.

Rashee Rice was named a second-team All-American by multiple organizations, Collin Rogers and RJ Maryland were among freshman All-America mentions and four Mustangs earned All-American Athletic Conference honors led by first-team selection Rice.

Lashlee, who served as offensive coordinator for the Mustangs for two seasons (2018-19), also served as the offensive coordinator at Miami in 2020 and 2021. A one-time finalist (2013) and two-time semifinalist (2019, 2020) for the Broyles Award, Lashlee has the distinction of being the only coach ever nominated for the Broyles Award four different times at four different schools (Arkansas State, Auburn, SMU, Miami).

During his time at Miami, Lashlee's first season saw the Hurricanes jump to No. 32 in the FBS in total offense (from No. 98), No. 29 in passing offense (from No. 52), No. 26 in scoring offense (from No. 90), No. 17 in red zone offense (from No. 122) and No. 20 in first downs gained (from No. 84). In 2021, Miami again ranked 26th in scoring average, improving to 34.1 PPG, and jumped up to 22nd in total offense at 448.8 yards per game.

Under his watch, QB D'Eriq King was a semifinalist for the Maxwell Award, Johnny Unitas Golden Arm Award and Davey O'Brien Award. Several offensive players enjoyed career years under his tutelage, including Michael Harley, who became the school's all-time leading wide receiver, and TE Brevin Jordan, who was a Mackey Award semifinalist and an eventual 2021 NFL Draft pick of the Houston Texans. In 2021, freshman Tyler Van Dyke was named the ACC Rookie of the Year, and

Charleston Rambo broke the Miami single-season receiving yards and receptions record.

Prior to heading to Coral Gables, Lashlee helped lead the Mustangs to a 10-3 finish in 2019, guiding an offense that ranked No. 7 in FBS in scoring (41.8 points per game), No. 13 in passing offense (309 yards per game), No. 9 in total offense (489.8 yards per game) and No. 12 in first downs gained (322). SMU's 10 wins were the school's most since the 1984 season, and its 35 rushing touchdowns set a school record.

The Mustangs were ranked No. 3 nationally in plays per game, averaging 80.9 – a testament to Lashlee's up-tempo offensive style. SMU was one of only 34 teams in FBS to average more than six yards per play in 2019. Quarterback Shane Buechele threw for 3,929 yards with 34 touchdowns and just 10 interceptions, completing 63 percent of his passes. Running back Xavier Jones rushed for 1,276 yards and 23 touchdowns, averaging 5.2 yards per carry. His 23 TDs led the nation. James Proche led the nation with 111 catches. All three were first-team All-AAC selections.

In his first season at SMU, the Mustang offense ranked 27th nationally in passing offense at 271.7 yards per game. Quarterback Ben Hicks registered 2,582 yards and 19 touchdowns to finish his SMU career as the all-time leader in passing yards (9,081), total offense (8,977), TD passes (71), TDs responsible for (74), completions (718) and 300-yard games (12). His season passing yards ranked 11th at SMU, while his 19 touchdowns tied him for eighth. Wide receiver Proche was named a first-team All-AAC selection, and finished the season ranked fifth nationally in receptions per game (7.8), seventh in receiving touchdowns (12) and ninth in receiving yards (1,199).

Prior to joining SMU's staff, Lashlee served as an offensive coordinator for seven seasons, spending 2017 at UConn, 2013-16 at Auburn, 2012 at Arkansas State and 2011 at Samford.

In his only season in Storrs, Lashlee improved the Huskies' offense significantly, as UConn jumped from 122nd to 49th in the nation in total offense and from 94th to 34th in passing offense.

Prior to UConn, Lashlee helped Auburn to the 2013 SEC Championship, a BCS Championship berth and the 2016 Sugar Bowl, managing one of the more prolific offenses in college football during his tenure. The 2013-14 seasons were the best back-to-back offensively in Auburn history, and the 2014 squad set an Auburn record for total offense. Lashlee also served as the quarterbacks coach and demonstrated impressive ability to develop talent. In 2013, Auburn had the second biggest turnaround in college football history. Starting QB Nick Marshall did not practice until August, but Lashlee tutored the junior college transfer to 3,044 yards of total offense (1,976 passing, 1,068 rushing), 14 TD passes and 12 rushing TDs.

Lashlee was the offensive coordinator at Arkansas State (2012), helping the Red Wolves to a Sun Belt Championship and quarterback Ryan Aplin to Conference Player of the Year honors, and at Samford (2011), after having served as a graduate assistant at Auburn (2009-10) and Arkansas (2006). While at Auburn as an offensive graduate assistant during the 2009-10 seasons, Lashlee assisted Gus Malzahn with all aspects of the offense and coached the quarterbacks and slot receivers in 2010. In 2009, the Tigers finished 8-5 winning the Outback Bowl. During the 2010 season, he helped the Tigers finish 14-0, winning the SEC title and the BCS National Championship behind Heisman Trophy winning quarterback Cam Newton. Lashlee coached at Springdale (Ark.) High School in 2004-05, working with the quarterbacks and 2005 National Player of the Year Mitch Mustain.

Lashlee graduated from Arkansas in 2006 with a degree in marketing and business administration. He received his master's degree in higher education from Auburn in 2009.

He is married to the former Lauren Lee. They have twin sons, Thomas and Hudson, and twin daughters, Rowyn and Scarlet.

## LASHLEE HEAD COACH RECORD AGAINST OPPONENTS

Boston College	0-1
BYU	0-1
Central Florida	0-1
Charlotte	1-0
Cincinnati	0-1
ECU	1-0
HCU	1-0
Houston	1-0
Lamar	1-0
Louisiana Tech	1-0
Maryland	0-1
Memphis	2-0
Navy	2-0
Nevada	1-0
North Texas	2-0
Oklahoma	0-1
Prairie View A&M	1-0
Rice	1-0
South Florida	1-0
TCU	0-2
Temple	1-0
Tulane	1-1
Tulsa	2-0
Overall:	20-9
Conference:	13-3
Home:	11-2
Away:	9-5
Neutral:	0-2



2024-25 SMU Football  
Game Results  
All games

Team Results

Date	Opponent		Score	Overall	Conf	Time	Attend
08/24/2024	at Nevada	W	29-24	1-0	0-0	3:32	20263
08/31/2024	Houston Christian	W	59-7	2-0	0-0	3:17	27080



**2024-25 SMU Football  
Team Game-by-Game  
All games**

Date	Opponent	Rushing				Receiving				Passing				Kick Returns				Punt Returns				tot off		
		no.	yds	td	lg	no.	yds	td	lg	cmp	att	int	yds	td	lg	no.	yds	td	lg	no.	yds		td	lg
08/24/2024	at Nevada	34	100	2	20	21	308	1	49	21	35	1	308	1	49	4	97	0	38	0	0	0	0	408
08/31/2024	Houston Christian	54	369	4	47	16	226	3	35	16	23	0	226	3	35	1	23	0	23	3	28	0	19	595
<b>SMU</b>		<b>88</b>	<b>469</b>	<b>6</b>	<b>47</b>	<b>37</b>	<b>534</b>	<b>4</b>	<b>49</b>	<b>37</b>	<b>58</b>	<b>1</b>	<b>534</b>	<b>4</b>	<b>49</b>	<b>5</b>	<b>120</b>	<b>0</b>	<b>38</b>	<b>3</b>	<b>28</b>	<b>0</b>	<b>19</b>	<b>1003</b>
<b>Opponents</b>		<b>69</b>	<b>182</b>	<b>1</b>	<b>21</b>	<b>26</b>	<b>273</b>	<b>3</b>	<b>48</b>	<b>26</b>	<b>55</b>	<b>2</b>	<b>273</b>	<b>3</b>	<b>48</b>	<b>5</b>	<b>85</b>	<b>0</b>	<b>28</b>	<b>2</b>	<b>31</b>	<b>0</b>	<b>22</b>	<b>455</b>

**SMU Averages**

Games	Avg/ rush	Avg/ catch	Pass effic	KR avg	PR avg	All purpose avg/game	Total offense avg/game
2	5.3	14.4	160.4	24.0	9.3	573.0	501.5

Date	Opponent	Tackles				Sacks	Fumble	Pass Defense			blkd	PAT attempts			off			
		ua	a	total	tfl-yds	no-yds	ff	fr-yds	int-yds	qbh	brup	kick	kick	rush	rcv	saf	t/o	pts
08/24/2024	at Nevada	42	28	70	5.0-16	1-7	0	0-0	0-0	2	3	0	1-1	1	0	1	0	29
08/31/2024	Houston Christian	23	28	51	10.0-34	3-18	1	1-0	2--5	5	6	0	6-6	1	0	0	14	59
<b>SMU</b>		<b>65</b>	<b>56</b>	<b>121</b>	<b>15.0-50</b>	<b>4-25</b>	<b>1</b>	<b>1-0</b>	<b>2--5</b>	<b>7</b>	<b>9</b>	<b>0</b>	<b>7-7</b>	<b>2</b>	<b>0</b>	<b>1</b>	<b>14</b>	<b>88</b>
<b>Opponents</b>		<b>75</b>	<b>76</b>	<b>151</b>	<b>10.0-58</b>	<b>0-0</b>	<b>1</b>	<b>1-0</b>	<b>1-0</b>	<b>0</b>	<b>9</b>	<b>0</b>	<b>4-4</b>	<b>0</b>	<b>0</b>	<b>0</b>	<b>0</b>	<b>31</b>

Date	Opponent	Punting								Field Goals			Kickoffs					
		no.	yds	avg	long	blkd	tb	fc	50+	i20	md-att	long	blkd	no.	yds	avg	tb	ob
08/24/2024	at Nevada	3	122	40.7	44	0	0	1	0	1	2-3	52	0	6	390	65.0	3	0
08/31/2024	Houston Christian	2	54	27.0	40	0	0	0	0	0	1-1	23	0	10	636	63.6	5	1
<b>SMU</b>		<b>5</b>	<b>176</b>	<b>35.2</b>	<b>44</b>	<b>0</b>	<b>0</b>	<b>1</b>	<b>0</b>	<b>1</b>	<b>3-4</b>	<b>52</b>	<b>0</b>	<b>16</b>	<b>1026</b>	<b>64.1</b>	<b>8</b>	<b>1</b>
<b>Opponents</b>		<b>13</b>	<b>615</b>	<b>47.3</b>	<b>68</b>	<b>0</b>	<b>2</b>	<b>3</b>	<b>4</b>	<b>6</b>	<b>1-1</b>	<b>36</b>	<b>0</b>	<b>8</b>	<b>486</b>	<b>60.8</b>	<b>3</b>	<b>0</b>





2024-25 SMU Football  
Overall Team Statistics  
All games

Team Statistics

	SMU	OPP
<b>Scoring</b>	<b>88</b>	<b>31</b>
Points per game	44.0	15.5
Points Off Turnovers	14	0
<b>First Downs</b>	<b>51</b>	<b>26</b>
Rushing	24	8
Passing	24	13
Penalty	3	5
<b>Rushing Yardage</b>	<b>469</b>	<b>182</b>
Yards gained rushing	527	233
Yards lost rushing	58	51
Rushing attempts	88	69
Average per rush	5.3	2.6
Average per game	234.5	91.0
TDs Rushing	6	1
<b>Passing Yardage</b>	<b>534</b>	<b>273</b>
Comp-Att-Int	37-58-1	26-55-2
Average per pass	9.2	5.0
Average per catch	14.4	10.5
Average per game	267.0	136.5
TDs Passing	4	3
<b>Total offense</b>	<b>1003</b>	<b>455</b>
Total plays	146	124
Average per play	6.9	3.7
Average per game	501.5	227.5
<b>Kick returns: #-Yards</b>	<b>5-120</b>	<b>5-85</b>
<b>Punt returns: #-Yards</b>	<b>3-28</b>	<b>2-31</b>
<b>Int returns: #-Yards</b>	<b>2--5</b>	<b>1-0</b>
<b>Kick return average</b>	<b>24.0</b>	<b>17.0</b>
<b>Punt return average</b>	<b>9.3</b>	<b>15.5</b>
<b>Int return average</b>	<b>-2.5</b>	<b>0.0</b>
<b>Fumbles-Lost</b>	<b>4-1</b>	<b>3-1</b>
<b>Penalties-Yards</b>	<b>17-170</b>	<b>16-116</b>
Average per game	85.0	58.0
<b>Punts-Yards</b>	<b>5-176</b>	<b>13-615</b>
Average per punt	35.2	47.3
Net punt average	29.0	42.1
<b>Kickoffs-Yards</b>	<b>16-1026</b>	<b>8-486</b>
Average per kick	64.1	60.8
Net kick average	41.6	36.4
<b>Time of possession / game</b>	<b>29:23</b>	<b>30:37</b>
<b>3rd-down conversion</b>	<b>14/26</b>	<b>11/29</b>
3rd-down pct	54%	38%
<b>4rd-down conversion</b>	<b>2/3</b>	<b>0/3</b>



**2024-25 SMU Football  
Overall Team Statistics  
All games**

	<b>SMU</b>	<b>OPP</b>
4rd-down pct	67%	0%
<b>Sacks by-Yards</b>	<b>4-25</b>	<b>0-0</b>
<b>Misc Yards</b>	<b>0</b>	<b>0</b>
<b>Touchdowns scored</b>	<b>11</b>	<b>4</b>
<b>Field goals - attempts</b>	<b>3-4</b>	<b>1-1</b>
<b>On-Side kicks</b>	<b>0-0</b>	<b>0-0</b>
<b>Red-zone scores</b>	<b>(9-9) 100%</b>	<b>(5-5) 100%</b>
<b>Red-zone touchdowns</b>	<b>(7-9) 78%</b>	<b>(4-5) 80%</b>
<b>PAT-attempts</b>	<b>(7-7) 100%</b>	<b>(4-4) 100%</b>
<b>2-point conversion-attempts</b>	<b>(2-4) 50%</b>	<b>(0-0) 0%</b>
<b>Attendance</b>	<b>27080</b>	<b>20263</b>
Games / Avg per game	1/27080	1/20263
Neutral site games	-	0/0

**Score by Periods**

<b>Team</b>	<b>1st</b>	<b>2nd</b>	<b>3rd</b>	<b>4th</b>	<b>OT</b>	<b>TOT</b>
SMU	28	24	10	26	0	88
Opponents	7	17	7	0	0	31



**2024-25 SMU Football  
Overall Defense Statistics  
All games**

**Team Defense**

##	Player	gp	Tackles				Sacks	Pass defense			Fumbles		blkd	
			ua	a	tot	tfl/yds	no-yds	int-yds	brup	qbh	fr-yds	ff	kick	saf
23	Isaiah Nwokobia	2	8	6	14	1-3	.	.	.	.	.	.	.	.
24	Kobe Wilson	2	9	4	13	0.5-1	.	.	.	.	.	.	.	.
54	Alexander Kilgore	2	5	5	10	1-2	.	.	.	.	.	.	.	.
34	Ahmad Walker	2	6	4	10	2-6	.	.	.	.	.	.	.	.
3	Ahmaad Moses	2	3	6	9	.	.	1-0	.	.	.	.	.	.
2	Jonathan McGill	2	2	4	6	.	.	.	1	.	.	.	.	.
58	Isaiah Smith	2	4	2	6	3-12	2-11	.	.	.	.	.	.	.
81	Jared Harrison-Hunte	2	2	4	6	.	.	.	.	.	.	.	.	.
92	Kori Roberson Jr.	2	2	3	5	.	.	1--5	1	1	.	.	.	.
32	Billy Walton III	1	2	2	4	.	.	.	.	.	.	.	.	.
22	Cale Sanders Jr.	2	3	1	4	.	.	.	.	1	.	.	.	.
29	Brandon Miyazono	2	1	2	3	1-3	.	.	.	.	.	.	.	.
15	Cameron Robertson	2	1	2	3	0.5-1	.	.	.	.	1	.	.	.
14	AJ Davis	2	1	2	3	.	.	.	.	.	.	.	.	.
7	Deuce Harmon	2	2	1	3	.	.	.	2	.	.	.	.	.
94	Jonathan Jefferson	2	2	1	3	1-3	.	.	.	.	.	.	.	.
25	Davaughn Celestine	2	2	.	2	.	.	.	.	.	.	.	.	.
10	Anthony Booker Jr.	2	1	1	2	1-1	.	.	.	.	1-0	.	.	1
13	Jaelyn Davis-Robinson	2	1	1	2	.	.	.	2	.	.	.	.	.
5	Elijah Roberts	2	.	1	1	.	.	.	.	.	.	.	.	.
30	Omari Abor	1	.	1	1	.	.	.	.	.	.	.	.	.
6	Jahfari Harvey	1	1	.	1	1-10	1-10	.	.	2	.	1	.	.
9	Mike Lockhart	2	.	1	1	.	.	.	.	1	.	.	.	.
95	Matt Baer	1	1	.	1	1-4	1-4	.	.	1	.	.	.	.
21	Kyron Chambers	2	.	1	1	.	.	.	.	.	.	.	.	.
5	Kelvontay Dixon	1	1	.	1	.	.	.	.	.	.	.	.	.
40	Tarian Lee Jr.	2	1	.	1	1-3	.	.	.	.	.	.	.	.
48	Will Benton	2	1	.	1	.	.	.	.	.	.	.	.	.
27	Abdul Muhammad	2	1	.	1	.	.	.	.	.	.	.	.	.
1	Brandon Crossley	2	1	.	1	.	.	.	2	.	.	.	.	.
4	Jahari Rogers	2	.	.	.	.	.	.	1	.	.	.	.	.
<b>Totals</b>		<b>2</b>	<b>65</b>	<b>56</b>	<b>121</b>	<b>15-50</b>	<b>4-25</b>	<b>2--5</b>	<b>9</b>	<b>7</b>	<b>1-0</b>	<b>1</b>	<b>0</b>	<b>1</b>
Opponents		2	75	76	151	10-58	0-0	1-0	9	0	1-0	1	0	0



2024-25 SMU Football  
Team Game Highs  
All games

SMU - Game Highs

<b>RUSHES</b>	54	Houston Christian (08/31/2024)
<b>YARDS RUSHING</b>	369	Houston Christian (08/31/2024)
<b>YARDS PER RUSH</b>	6.8	Houston Christian (08/31/2024)
<b>TD RUSHES</b>	4	Houston Christian (08/31/2024)
<b>PASS ATTEMPTS</b>	35	at Nevada (08/24/2024)
<b>PASS COMPLETIONS</b>	21	at Nevada (08/24/2024)
<b>YARDS PASSING</b>	308	at Nevada (08/24/2024)
<b>YARDS PER PASS</b>	9.8	Houston Christian (08/31/2024)
<b>TD PASSES</b>	3	Houston Christian (08/31/2024)
<b>TOTAL PLAYS</b>	77	Houston Christian (08/31/2024)
<b>TOTAL OFFENSE</b>	595	Houston Christian (08/31/2024)
<b>YARDS PER PLAY</b>	7.7	Houston Christian (08/31/2024)
<b>POINTS</b>	59	Houston Christian (08/31/2024)
<b>SACKS BY</b>	3	Houston Christian (08/31/2024)
<b>FIRST DOWNS</b>	29	Houston Christian (08/31/2024)
<b>PENALTIES</b>	11	at Nevada (08/24/2024)
<b>PENALTY YARDS</b>	125	at Nevada (08/24/2024)
<b>TURNOVERS</b>	1	Houston Christian (08/31/2024)
	1	at Nevada (08/24/2024)
<b>PUNTS</b>	3	at Nevada (08/24/2024)
<b>PUNTING AVG</b>	40.7	at Nevada (08/24/2024)
<b>LONG PUNT</b>	44	at Nevada (08/24/2024)
<b>PUNTS INSIDE 20</b>	1	at Nevada (08/24/2024)
<b>LONG PUNT RETURN</b>	19	Houston Christian (08/31/2024)



**2024-25 SMU Football  
Individual Game Highs  
All games**

**SMU - Individual Game Highs**

<b>RUSHES</b>	16	Derrick McFall vs Houston Christian (08/31/2024)
<b>YARDS RUSHING</b>	108	Brashard Smith vs Houston Christian (08/31/2024)
<b>TD RUSHES</b>	2	Brashard Smith vs Houston Christian (08/31/2024)
<b>LONG RUSH</b>	47	Brashard Smith vs Houston Christian (08/31/2024)
<b>PASS ATTEMPTS</b>	30	Preston Stone at Nevada (08/24/2024)
<b>PASS COMPLETIONS</b>	17	Preston Stone at Nevada (08/24/2024)
<b>YARDS PASSING</b>	254	Preston Stone at Nevada (08/24/2024)
<b>TD PASSES</b>	2	Preston Stone vs Houston Christian (08/31/2024)
<b>LONG PASS</b>	49	Preston Stone at Nevada (08/24/2024)
<b>RECEPTIONS</b>	8	RJ Maryland at Nevada (08/24/2024)
<b>YARDS RECEIVING</b>	162	RJ Maryland at Nevada (08/24/2024)
<b>TD RECEPTIONS</b>	1 1 1 1	Jake Bailey vs Houston Christian (08/31/2024) Key'Shawn Smith vs Houston Christian (08/31/2024) Jordan Hudson vs Houston Christian (08/31/2024) RJ Maryland at Nevada (08/24/2024)
<b>LONG RECEPTION</b>	49	RJ Maryland at Nevada (08/24/2024)
<b>PUNTS</b>	3	Isaac Pearson at Nevada (08/24/2024)
<b>PUNTING AVG</b>	40.7	Isaac Pearson at Nevada (08/24/2024)
<b>LONG PUNT</b>	44	Isaac Pearson at Nevada (08/24/2024)
<b>PUNTS INSIDE 20</b>	1	Isaac Pearson at Nevada (08/24/2024)
<b>LONG PUNT RETURN</b>	19	Roderick Daniels, Jr. vs Houston Christian (08/31/2024)
<b>LONG KICKOFF RETURN</b>	38	Brashard Smith at Nevada (08/24/2024)
<b>TACKLES</b>	13	Isaiah Nwokobia at Nevada (08/24/2024)
<b>SACKS</b>	1 1 1 1	Jahfari Harvey vs Houston Christian (08/31/2024) Isaiah Smith vs Houston Christian (08/31/2024) Matt Baer vs Houston Christian (08/31/2024) Isaiah Smith at Nevada (08/24/2024)
<b>TACKLES FOR LOSS</b>	2	Isaiah Smith vs Houston Christian (08/31/2024)



2024-25 SMU Football  
Individual Statistics  
All games

**Rushing**

Player	gp	att	gain	loss	net	avg	td	lg	avg/g
Brashard Smith	2	21	185	7	178	8.5	3	47	89.0
LJ Johnson Jr.	2	17	82	13	69	4.1	1	35	34.5
Derrick McFall	1	16	71	2	69	4.3	1	17	69.0
Kevin Jennings	2	6	58	0	58	9.7	1	16	29.0
Preston Stone	2	6	51	0	51	8.5	0	12	25.5
Keldric Luster	1	6	38	1	37	6.2	0	17	37.0
Roderick Daniels, Jr.	2	4	18	0	18	4.5	0	11	9.0
Zane Minors	1	2	10	0	10	5.0	0	6	10.0
Jaylan Knighton	1	4	8	0	8	2.0	0	3	8.0
Zach Hernandez	1	2	6	0	6	3.0	0	3	6.0
Isaac Pearson	2	0	0	13	-13	0.0	0	0	-6.5
Team	2	4	0	22	-22	-5.5	0	0	-11.0
<b>Total</b>	<b>2</b>	<b>88</b>	<b>527</b>	<b>58</b>	<b>469</b>	<b>5.3</b>	<b>6</b>	<b>47</b>	<b>234.5</b>
<b>Opponents</b>	<b>2</b>	<b>69</b>	<b>233</b>	<b>51</b>	<b>182</b>	<b>2.6</b>	<b>1</b>	<b>21</b>	<b>91.0</b>

**Passing**

Player	gp	effic	comp-att-int	pct	yds	td	lg	avg/g
Preston Stone	2	150.7	23-39-1	59.0	332	3	49	166.0
Kevin Jennings	2	180.4	14-19-0	73.7	202	1	35	101.0
<b>Total</b>	<b>2</b>	<b>160.4</b>	<b>37-58-1</b>	<b>63.8</b>	<b>534</b>	<b>4</b>	<b>49</b>	<b>267.0</b>
<b>Opponents</b>	<b>2</b>	<b>99.7</b>	<b>26-55-2</b>	<b>47.3</b>	<b>273</b>	<b>3</b>	<b>48</b>	<b>136.5</b>

**Receiving**

Player	gp	no.	yds	avg	td	lg	avg/g
RJ Maryland	2	9	173	19.2	1	49	86.5
Roderick Daniels, Jr.	2	5	52	10.4	0	23	26.0
Jake Bailey	2	4	59	14.8	1	28	29.5
Romello Brinson	2	4	28	7.0	0	11	14.0
Jordan Hudson	2	3	44	14.7	1	28	22.0
Jaylan Knighton	1	2	26	13.0	0	18	26.0
Key'Shawn Smith	2	2	55	27.5	1	35	27.5
Brashard Smith	2	2	26	13.0	0	17	13.0
Adam Moore	2	2	12	6.0	0	8	6.0
Carter Campbell	1	1	10	10.0	0	10	10.0
Matthew Hibner	2	1	19	19.0	0	19	9.5
LJ Johnson Jr.	2	1	6	6.0	0	6	3.0
Ashton Cozart	1	1	24	24.0	0	24	24.0
<b>Total</b>	<b>2</b>	<b>37</b>	<b>534</b>	<b>14.4</b>	<b>4</b>	<b>49</b>	<b>267.0</b>
<b>Opponents</b>	<b>2</b>	<b>26</b>	<b>273</b>	<b>10.5</b>	<b>3</b>	<b>48</b>	<b>136.5</b>

**Punt Returns**

Player	no.	yds	avg	td	lg
Roderick Daniels, Jr.	2	20	10.0	0	19
Jaxson Lavender	1	8	8.0	0	8
<b>Total</b>	<b>3</b>	<b>28</b>	<b>9.3</b>	<b>0</b>	<b>19</b>
<b>Opponents</b>	<b>2</b>	<b>31</b>	<b>15.5</b>	<b>0</b>	<b>22</b>

**Interceptions**

Player	no.	yds	avg	td	lg
Kori Roberson Jr.	1	-5	-5.0	0	0
Ahmaad Moses	1	0	0.0	0	0
<b>Total</b>	<b>2</b>	<b>-5</b>	<b>-2.5</b>	<b>0</b>	<b>0</b>
<b>Opponents</b>	<b>1</b>	<b>0</b>	<b>0.0</b>	<b>0</b>	<b>0</b>

**Kick Returns**

Player	no.	yds	avg	td	lg
Roderick Daniels, Jr.	2	39	19.5	0	25
Brashard Smith	2	58	29.0	0	38
Key'Shawn Smith	1	23	23.0	0	23
<b>Total</b>	<b>5</b>	<b>120</b>	<b>24.0</b>	<b>0</b>	<b>38</b>
<b>Opponents</b>	<b>5</b>	<b>85</b>	<b>17.0</b>	<b>0</b>	<b>28</b>

**Fumble Returns**

Player	no.	yds	avg	td	lg
Anthony Booker Jr.	1	0	0.0	1	0
<b>Total</b>	<b>1</b>	<b>0</b>	<b>0.0</b>	<b>1</b>	<b>0</b>
<b>Opponents</b>	<b>1</b>	<b>0</b>	<b>0.0</b>	<b>0</b>	<b>0</b>



2024-25 SMU Football  
Individual Statistics  
All games

Scoring

Player	td	fg	PAT						pts
			kick	rush	rcv	pass	dxp	saf	
Brashard Smith	3	-	-	-	-	-	-	-	18
Collin Rogers	-	3-4	5-5	-	-	-	-	-	14
LJ Johnson Jr.	1	-	-	2	-	-	-	-	10
Anthony Booker Jr.	1	-	-	-	-	-	-	1	8
Jake Bailey	1	-	-	-	-	-	-	-	6
Key'Shawn Smith	1	-	-	-	-	-	-	-	6
Kevin Jennings	1	-	-	-	-	-	-	-	6
RJ Maryland	1	-	-	-	-	-	-	-	6
Jordan Hudson	1	-	-	-	-	-	-	-	6
Derrick McFall	1	-	-	-	-	-	-	-	6
Gabriel Lozano	-	-	2-2	-	-	-	-	-	2
<b>Total</b>	<b>11</b>	<b>3-4</b>	<b>7-7</b>	<b>2</b>	<b>0</b>	<b>0</b>	<b>0</b>	<b>1</b>	<b>88</b>
<b>Opponents</b>	<b>4</b>	<b>1-1</b>	<b>4-4</b>	<b>0</b>	<b>0</b>	<b>0</b>	<b>0</b>	<b>0</b>	<b>31</b>

Total Offense

Player	g	plays	rush	pass	total	avg/g
Preston Stone	2	45	51	332	383	191.5
Kevin Jennings	2	25	58	202	260	130.0
Brashard Smith	2	21	178	0	178	89.0
LJ Johnson Jr.	2	17	69	0	69	34.5
Derrick McFall	1	16	69	0	69	69.0
Keldric Luster	1	6	37	0	37	37.0
Roderick Daniels, Jr.	2	4	18	0	18	9.0
Zane Minors	1	2	10	0	10	10.0
Jaylan Knighton	1	4	8	0	8	8.0
Zach Hernandez	1	2	6	0	6	6.0
Isaac Pearson	2	0	-13	0	-13	-6.5
Team	2	0	-22	0	-22	-11.0
<b>Total</b>	<b>2</b>	<b>146</b>	<b>469</b>	<b>534</b>	<b>1003</b>	<b>501.5</b>
<b>Opponents</b>	<b>2</b>	<b>124</b>	<b>182</b>	<b>273</b>	<b>455</b>	<b>227.5</b>

Field Goals

Player	fg	pct.	01-19	20-29	30-39	40-49	50-99	lg	blk
Collin Rogers	3-4	75.0	0-0	1-1	0-0	1-1	1-2	52	0
<b>Opponents</b>	<b>1-1</b>	<b>100.0</b>	<b>0-0</b>	<b>0-0</b>	<b>1-1</b>	<b>0-0</b>	<b>0-0</b>	<b>36</b>	<b>0</b>

Punting

Player	no.	yds	avg	lg	tb	fc	i20	50+	blk
Isaac Pearson	5	176	35.2	44	0	1	1	0	0
<b>Total</b>	<b>5</b>	<b>176</b>	<b>35.2</b>	<b>44</b>	<b>0</b>	<b>1</b>	<b>1</b>	<b>0</b>	<b>0</b>
<b>Opponents</b>	<b>13</b>	<b>615</b>	<b>47.3</b>	<b>68</b>	<b>2</b>	<b>3</b>	<b>6</b>	<b>4</b>	<b>0</b>

FG Sequence

Team Name	SMU	Opponents
Nevada	(52),(43),51	(36)
Houston Christian	(23)	

Numbers in (parentheses) indicate field goal was made

Kickoffs

Player	no.	yds	avg	tb	ob	retn	net	ydIn
Collin Rogers	14	908	64.9	8	1			
Gabriel Lozano	2	118	59.0	0	0			
<b>Total</b>	<b>16</b>	<b>1026</b>	<b>64.1</b>	<b>8</b>	<b>1</b>	<b>4</b>	<b>41.6</b>	<b>23</b>
<b>Opponents</b>	<b>8</b>	<b>486</b>	<b>60.8</b>	<b>3</b>	<b>0</b>	<b>5</b>	<b>36.4</b>	<b>28</b>



2024-25 SMU Football  
Individual Statistics  
All games

All Purpose

Player	g	rush	rcv	pr	kr	ir	total	avg/g
Brashard Smith	2	178	26	0	58	0	262	131.0
RJ Maryland	2	0	173	0	0	0	173	86.5
Roderick Daniels, Jr.	2	18	52	20	39	0	129	64.5
Key'Shawn Smith	2	0	55	0	23	0	78	39.0
LJ Johnson Jr.	2	69	6	0	0	0	75	37.5
Derrick McFall	1	69	0	0	0	0	69	69.0
Jake Bailey	2	0	59	0	0	0	59	29.5
Kevin Jennings	2	58	0	0	0	0	58	29.0
Preston Stone	2	51	0	0	0	0	51	25.5
Jordan Hudson	2	0	44	0	0	0	44	22.0
Keldric Luster	1	37	0	0	0	0	37	37.0
Jaylan Knighton	1	8	26	0	0	0	34	34.0
Romello Brinson	2	0	28	0	0	0	28	14.0
Ashton Cozart	1	0	24	0	0	0	24	24.0
Matthew Hibner	2	0	19	0	0	0	19	9.5
Adam Moore	2	0	12	0	0	0	12	6.0
Carter Campbell	1	0	10	0	0	0	10	10.0
Zane Minors	1	10	0	0	0	0	10	10.0
Jaxson Lavender	1	0	0	8	0	0	8	8.0
Zach Hernandez	1	6	0	0	0	0	6	6.0
Kori Roberson Jr.	2	0	0	0	0	-5	-5	-2.5
Isaac Pearson	2	-13	0	0	0	0	-13	-6.5
Team	2	-22	0	0	0	0	-22	-11.0
<b>Total</b>	<b>2</b>	<b>469</b>	<b>534</b>	<b>28</b>	<b>120</b>	<b>-5</b>	<b>1146</b>	<b>573.0</b>
<b>Opponents</b>	<b>2</b>	<b>182</b>	<b>273</b>	<b>31</b>	<b>85</b>	<b>0</b>	<b>571</b>	<b>285.5</b>





2024-25 SMU Football  
Games Played  
All games

##	Player	GP-GS	Nevada	HCU
0	Camar Wheaton	0/0	...	...
0	William Nettles	1/0	...	XXX
1	Brandon Crossley	2/1	START	XXX
1	Brashard Smith	2/1	START	XXX
2	Jonathan McGill	2/2	START	START
2	Preston Stone	2/2	START	START
3	Romello Brinson	2/2	START	START
3	Ahmaad Moses	2/0	XXX	XXX
4	Jaylan Knighton	1/0	XXX	...
4	Jahari Rogers	2/0	XXX	XXX
5	Kelvontay Dixon	1/0	XXX	...
5	Elijah Roberts	2/2	START	START
6	Jahfari Harvey	1/1	...	START
6	Keldric Luster	1/0	...	XXX
7	Deuce Harmon	2/1	XXX	START
7	Kevin Jennings	2/0	XXX	XXX
8	Justin Medlock	2/0	XXX	XXX
8	Jordan Hudson	2/0	XXX	XXX
9	Mike Lockhart	2/0	XXX	XXX
9	Key'Shawn Smith	2/2	START	START
10	Anthony Booker Jr.	2/2	START	START
10	Jamarion Carroll	1/0	...	XXX
11	LJ Johnson Jr.	2/2	START	START
11	Jaden Milliner-Jones	2/0	XXX	XXX
12	Jake Bailey	2/2	START	START
13	Roderick Daniels, Jr.	2/0	XXX	XXX
13	Jaelyn Davis-Robinson	2/1	START	XXX
14	AJ Davis	2/1	XXX	START
14	Tyler Aronson	0/0	...	...
15	Cameron Robertson	2/0	XXX	XXX
15	Jaxson Lavender	1/0	...	XXX
16	David Abiara	1/0	...	XXX
16	Ashton Cozart	1/0	...	XXX
18	Randy Reece	1/0	...	XXX
18	Alexander Rodgers	1/0	...	XXX
20	Derrick McFall	1/0	...	XXX
20	Zach Smith	1/0	...	XXX
21	Kyron Chambers	2/0	XXX	XXX
22	Cale Sanders Jr.	2/2	START	START
23	Isaiah Nwokobia	2/2	START	START
24	Kobe Wilson	2/2	START	START
25	Davaughn Celestine	2/0	XXX	XXX
25	William Fierro	1/0	...	XXX
26	Zane Minors	1/0	...	XXX
26	Jaylen Moses	0/0	...	...
27	Abdul Muhammad	2/0	XXX	XXX
28	Charlie Fiser	0/0	...	...
28	Brandon Booker	2/0	XXX	XXX
29	Brandon Miyazono	2/0	XXX	XXX
29	Zach Hernandez	1/0	...	XXX
30	Carter Campbell	1/0	...	XXX
30	Omari Abor	1/0	...	XXX
32	Joey Bruszer	1/0	...	XXX
32	Billy Walton III	1/0	...	XXX
33	Michael De Hoyos	1/0	...	XXX
33	Meyer Pereira	0/0	...	...
34	Ahmad Walker	2/2	START	START
34	Lance Beeghley	0/0	...	...
35	Henry Stickler	1/0	...	XXX
35	Dante Wesley II	1/0	...	XXX



**2024-25 SMU Football  
Games Played  
All games**

##	Player	GP-GS	Nevada	HCU
36	Braeden Flowers	0/0	...	...
36	Cooper Reed	0/0	...	...
38	Maddox Fuller	0/0	...	...
38	Jake Ballard	1/0	...	XXX
39	Keaton Cheves	0/0	...	...
40	Tarian Lee Jr.	2/0	XXX	XXX
40	Cameron McCulloch	0/0	...	...
41	Collin Rogers	2/0	XXX	XXX
42	IV Webb	0/0	...	...
42	Will Locke	0/0	...	...
43	Wade McSparron	0/0	...	...
44	Stone Eby	2/0	XXX	XXX
45	Cyrus Aboud	1/0	...	XXX
46	Markus Schumacher	1/0	...	XXX
46	Xavier Wright	0/0	...	...
47	Alex Ditsch	1/0	...	XXX
48	Will Benton	2/0	XXX	XXX
49	Isaac Pearson	2/0	XXX	XXX
50	Graham Uter	1/0	...	XXX
51	Justin Osborne	2/2	START	START
51	Javier Brito	1/0	...	XXX
52	Sean Kane	0/0	...	...
53	Jakai Clark	2/2	START	START
54	Savion Byrd	2/1	XXX	START
54	Alexander Kilgore	2/0	XXX	XXX
55	Qae'shon Sapp	1/0	...	XXX
56	Brock O'Quinn	1/0	...	XXX
57	Henry Douglass	0/0	...	...
58	Isaiah Smith	2/0	XXX	XXX
59	PJ Williams	2/2	START	START
60	Hunter Ryan	1/0	...	XXX
65	Jack Laphen	1/0	...	XXX
66	Max Yao	0/0	...	...
68	King Large	1/0	...	XXX
69	Nate Anderson	2/1	START	XXX
70	Paxton Briggie	1/0	...	XXX
71	Logan Parr	2/2	START	START
72	Caleb Johnson	2/0	XXX	XXX
74	Andrew Chamblee	1/0	...	XXX
75	Ben Sparks	2/0	XXX	XXX
76	Keaton Schultz	1/0	...	XXX
77	Alex Woods	1/0	...	XXX
78	Paris Patterson	1/0	...	XXX
79	Reagan Gill	0/0	...	...
81	Jared Harrison-Hunte	2/2	START	START
81	Jake Peveto	0/0	...	...
82	RJ Maryland	2/1	XXX	START
83	Case Holleron	1/0	...	XXX
84	Tripp Riordan	1/0	...	XXX
85	Adam Moore	2/0	XXX	XXX
86	Davis Hawkins	0/0	...	...
88	Matthew Hibner	2/0	XXX	XXX
91	Blake Burris	1/0	...	XXX
91	Sam Eccles	0/0	...	...
92	Kori Roberson Jr.	2/0	XXX	XXX
92	Patrick Hellen	0/0	...	...
93	Kevin Allen	1/0	...	XXX
94	Jonathan Jefferson	2/0	XXX	XXX
94	Michael Tadros	0/0	...	...
95	Matt Baer	1/0	...	XXX



**2024-25 SMU Football  
Games Played  
All games**

##	Player	GP-GS	Nevada	HCU
95	Sam Keltner	0/0	...	...
96	Christian de Moor	0/0	...	...
96	Jackson Waller	1/0	...	XXX
97	Gabriel Lozano	1/0	...	XXX
98	Mike Yoan Sandjo-Njiki	0/0	...	...
99	Jake Porter	0/0	...	...
		1/1	START	...



2024-25 SMU Football  
Passing Game-by-Game  
All games

#2 Preston Stone	Comp	Att	Int	Pct	Yards	TD	Long	Sacked	Effic.
Nevada	17	30	1	56.7	254	1	49	0-0	132.1
Houston Christian	6	9	0	66.7	78	2	28	0-0	212.8
<b>Totals</b>	<b>23</b>	<b>39</b>	<b>1</b>	<b>59.0</b>	<b>332</b>	<b>3</b>	<b>49</b>	<b>0-0</b>	<b>150.7</b>

#7 Kevin Jennings	Comp	Att	Int	Pct	Yards	TD	Long	Sacked	Effic.
Nevada	4	5	0	80.0	54	0	19	0-0	170.7
Houston Christian	10	14	0	71.4	148	1	35	0-0	183.8
<b>Totals</b>	<b>14</b>	<b>19</b>	<b>0</b>	<b>73.7</b>	<b>202</b>	<b>1</b>	<b>35</b>	<b>0-0</b>	<b>180.4</b>



2024-25 SMU Football  
Red-Zone Results  
All games

SMU Inside Opponent Red-Zone

Date	Opponent	Score	Times	Times	Total	Rush			Pass	FGs	Failed to score inside RZ				
			In RZ	Scored	Pts	TDs	TDs	TDs	Made	FGA	Down	Int	Fumb	Half	Game
08/24/2024	at Nevada	W 29-24	3	3	18	2	2	0	1	1	0	0	0	0	0
08/31/2024	Houston Christian	W 59-7	6	6	38	5	4	1	1	1	0	0	0	0	0
<b>Totals 9 of 9 (100.0%)</b>			<b>9</b>	<b>9</b>	<b>56</b>	<b>7</b>	<b>6</b>	<b>1</b>	<b>2</b>	<b>2</b>	<b>0</b>	<b>0</b>	<b>0</b>	<b>0</b>	<b>0</b>

Opponents Inside SMU Red-Zone

Date	Opponent	Score	Times	Times	Total	Rush			Pass	FGs	Failed to score inside RZ				
			In RZ	Scored	Pts	TDs	TDs	TDs	Made	FGA	Down	Int	Fumb	Half	Game
08/24/2024	Nevada	W 29-24	4	4	24	3	1	2	1	1	0	0	0	0	0
08/31/2024	Houston Christian	W 59-7	1	1	7	1	0	1	0	0	0	0	0	0	0
<b>Totals 5 of 5 (100.0%)</b>			<b>5</b>	<b>5</b>	<b>31</b>	<b>4</b>	<b>1</b>	<b>3</b>	<b>1</b>	<b>1</b>	<b>0</b>	<b>0</b>	<b>0</b>	<b>0</b>	<b>0</b>



2024-25 SMU Football  
By Quarter Statistics  
All games

3rd-Down Conversions

Date	Opponent	Score	Overall	1st Qtr	2nd Qtr	3rd Qtr	4th Qtr	Overtime
08/24/2024	at Nevada	W 29-24	5-12 41.7	0-2 0.0	1-3 33.3	0-2 0.0	4-5 80.0	0-0 0.0
08/31/2024	Houston Christian	W 59-7	9-14 64.3	2-3 66.7	2-3 66.7	2-3 66.7	3-5 60.0	0-0 0.0
<b>SMU</b>			<b>14-26 53.8</b>	<b>2-5 40.0</b>	<b>3-6 50.0</b>	<b>2-5 40.0</b>	<b>7-10 70.0</b>	<b>0-0 0.0</b>
<b>Opponents</b>			<b>11-29 37.9</b>	<b>1-7 14.3</b>	<b>6-10 60.0</b>	<b>3-6 50.0</b>	<b>1-6 16.7</b>	<b>0-0 0.0</b>

4th-Down Conversions

Date	Opponent	Score	Overall	1st Qtr	2nd Qtr	3rd Qtr	4th Qtr	Overtime
08/24/2024	at Nevada	W 29-24	0-1 0.0	0-1 0.0	0-0 0.0	0-0 0.0	0-0 0.0	0-0 0.0
08/31/2024	Houston Christian	W 59-7	2-2 100.0	0-0 0.0	0-0 0.0	1-1 100.0	1-1 100.0	0-0 0.0
<b>SMU</b>			<b>2-3 66.7</b>	<b>0-1 0.0</b>	<b>0-0 0.0</b>	<b>1-1 100.0</b>	<b>1-1 100.0</b>	<b>0-0 0.0</b>
<b>Opponents</b>			<b>0-3 0.0</b>	<b>0-0 0.0</b>	<b>0-1 0.0</b>	<b>0-1 0.0</b>	<b>0-1 0.0</b>	<b>0-0 0.0</b>

Time of Possession

Date	Opponent	Score	Overall	1st Qtr	2nd Qtr	3rd Qtr	4th Qtr	Overtime
08/24/2024	at Nevada	W 29-24	23:43	04:56	05:28	02:42	10:37	00:00
08/31/2024	Houston Christian	W 59-7	35:04	07:16	07:42	03:58	16:08	00:00
<b>SMU</b>			<b>Total 58:47</b>	<b>12:12</b>	<b>13:10</b>	<b>06:40</b>	<b>26:45</b>	<b>00:00</b>
			<b>Avg. 29:23</b>	<b>06:06</b>	<b>06:35</b>	<b>03:20</b>	<b>13:23</b>	<b>00:00</b>
<b>Opponents</b>			<b>Total 61:13</b>	<b>16:19</b>	<b>18:19</b>	<b>15:45</b>	<b>10:50</b>	<b>00:00</b>
			<b>Avg. 30:37</b>	<b>08:10</b>	<b>09:10</b>	<b>07:52</b>	<b>05:25</b>	<b>00:00</b>



2024-25 SMU Football  
Rushing/Receiving Game-by-Game  
All games

**Rushing**

Player	No-Yds/TD	Nevada	HCU
Brashard Smith	21-178/3	12-70/1	9-108/2
LJ Johnson Jr.	17-69/1	9-19/1	8-50/0
Derrick McFall	16-69/1	DNP	16-69/1
Kevin Jennings	6-58/1	1-4/0	5-54/1
Preston Stone	6-51/0	4-32/0	2-19/0
Keldric Luster	6-37/0	DNP	6-37/0
Roderick Daniels, Jr.	4-18/0	1-1/0	3-17/0
Jaylan Knighton	4-8/0	4-8/0	DNP
Zane Minors	2-10/0	DNP	2-10/0
Zach Hernandez	2-6/0	DNP	2-6/0

**Receiving**

Player	No-Yds/TD	Nevada	HCU
RJ Maryland	9-173/1	8-162/1	1-11/0
Roderick Daniels, Jr.	5-52/0	3-28/0	2-24/0
Jake Bailey	4-59/1	-	4-59/1
Romello Brinson	4-28/0	3-17/0	1-11/0
Jordan Hudson	3-44/1	1-10/0	2-34/1
Key'Shawn Smith	2-55/1	1-20/0	1-35/1
Brashard Smith	2-26/0	2-26/0	-
Jaylan Knighton	2-26/0	2-26/0	DNP
Adam Moore	2-12/0	-	2-12/0
Ashton Cozart	1-24/0	DNP	1-24/0
Matthew Hibner	1-19/0	1-19/0	-
Carter Campbell	1-10/0	DNP	1-10/0
LJ Johnson Jr.	1-6/0	-	1-6/0



**2024-25 SMU Football  
Team Game-by-Game Comparison  
All games**

Opponent	Score	First Downs			Rushing Number-Yards	Passing		Total Offense Plays-Yards	Return Yards	Turn- Overs	
		Total	Rush	Pass		Pen	Comp-Att.-Int				Yards
Nevada	29-24	22 / 16	5 / 5	14 / 6	3 / 5	34-100 / 43-148	21-35-1 / 15-28-0	308 / 150	69-408 / 71-298	97 / 68	1 / 0
Houston Christian	59-7	29 / 10	19 / 3	10 / 7	0 / 0	54-369 / 26-34	16-23-0 / 11-27-2	226 / 123	77-595 / 53-157	46 / 48	1 / 3
<b>Totals</b>	<b>88-31</b>	<b>51 / 26</b>	<b>24 / 8</b>	<b>24 / 13</b>	<b>3 / 5</b>	<b>88-469 / 69-182</b>	<b>37-58-1 / 26-55-2</b>	<b>534 / 273</b>	<b>146-1003 / 124-455</b>	<b>143 / 116</b>	<b>2 / 3</b>

Opponents	3rd Down Conversion	4th Down Conversion	Time of Possession	TOP Margin	Avg Yds/Rush	Avg Yds/Pass	Avg Yds/Play	Punting Number-Avg	Penalties	
									Number-Yards	Sacks
Nevada	5-12 / 8-17	0-1 / 0-2	23:43 / 36:17	-12:34	2.9 / 3.4	8.8 / 5.4	5.9 / 4.2	3-40.7 / 5-45.0	11-125.0 / 11-81.0	1 / 0
Houston Christian	9-14 / 3-12	2-2 / 0-1	35:04 / 24:56	10:08	6.8 / 1.3	9.8 / 4.6	7.7 / 3.0	2-27.0 / 8-48.8	6-45.0 / 5-35.0	3 / 0
<b>Totals</b>	<b>14-26 / 11-29</b>	<b>2-3 / 0-3</b>	<b>58:47 / 61:13</b>	<b>-02:26</b>	<b>5.3 / 2.6</b>	<b>9.2 / 5.0</b>	<b>6.9 / 3.7</b>	<b>5-35.2 / 13-47.3</b>	<b>17-170.0 / 16-116.0</b>	<b>4 / 0</b>

Note: Game totals are displayed in the format TEAM/OPPONENT for each category