

# WYOMING

## COWBOYS

## FOOTBALL GAME NOTES

Nick Seeman, Assistant AD for Media and Public Relations - Cell Phone: 612-741-0550 - Email: nseeman@uwyo.edu

### 2024 COWBOY FOOTBALL SCHEDULE

	<b>Aug. 31</b>	at Arizona State Tempe, Ariz.	L, 7-48 FS1
	<b>Sept. 7</b>	vs. Idaho Laramie, Wyo.	L, 13-17 truTV
	<b>Sept. 14</b>	vs. BYU Laramie, Wyo.	7:00 p.m. CBSSN
	<b>Sept. 21</b>	at North Texas Denton, Texas	5 p.m. ESPN+
	<b>Sept. 28</b>	vs. Air Force * Homecoming Laramie, Wyo.	6:00 p.m. CBSSN
	<b>Oct. 12</b>	vs. San Diego State * Laramie, Wyo.	1:30 p.m. CBSSN
	<b>Oct. 19</b>	at San Jose State* San Jose, Calif.	2:00 p.m. MWN
	<b>Oct. 26</b>	vs. Utah State * Laramie, Wyo.	5:00 p.m. CBSSN
	<b>Nov. 2</b>	at New Mexico * Albuquerque, N.M.	2:00 p.m. truTV
	<b>Nov. 15</b>	at Colorado State * Fort Collins, Colo.	6:00 p.m. CBSSN
	<b>Nov. 23</b>	vs. Boise State * Laramie, Wyo.	5:00 p.m. CBSSN
	<b>Nov. 30</b>	at Washington State Pullman, Wash.	4:30 p.m. The CW
	<b>Dec. 6</b>	Old Trapper MW Championship	6:00 p.m. Fox

\* - MW Conference Game -  
HC - Homecoming Game  
All Times are Mountain Time  
Goldout of War Memorial Stadium vs. Idaho  
Stripe Out of War Memorial Stadium vs. BYU  
Military Appreciation vs. Utah State



### Did You Know?

The Wyoming Cowboys and BYU played the first ever night game in War Memorial Stadium in 1988.

### WYOMING COWBOYS VS. RV/RV BYU COUGARS



**Record:** 0-2 Overall, 0-0 MW  
**Head Coach:** Jay Sawvel  
**Alma Mater:** Mount Union '93  
1st Season  
**at UW:** 0-2  
**vs. BYU:** 0-0  
**Overall Record:** 0-2

**Record:** 2-0 Overall, 0-0 Big 12  
**Head Coach:** Kilani Sitake  
**Alma Mater:** BYU '00  
9th Season  
**at BYU:** 63-41  
**vs. UW:** 2-0  
**Overall Record:** 63-41

### 2024 MEDIA INFORMATION

#### Mondays

Wyoming Football Weekly  
Press Conference  
•High Altitude Performance Center Team Room  
•Noon-12:20 p.m., Jay Sawvel Press Conference  
•12:20-1:30 p.m., Requested Players and Assistant Coaches

#### Wednesdays

**Jay Sawvel Radio Coach's Show**  
•Altitude Chophouse and Brewery, 7 p.m.  
•Beginning Wednesday, Aug. 30, 2023

#### Game Information

**Date/Time:** Sept. 14/7:00 p.m. MT  
**Site:** Laramie, Wyo.  
**Stadium:** War Memorial Stadium  
**Surface:** FieldTurf

#### Television Information

**Televised By:** CBS Sports Network  
**Play-by-Play Announcer:** Carter Blackburn  
**Color Analysts:** Randy Cross  
**Sideline:** Brandon Baylor

#### Radio Broadcast Information

**The Cowboy Sports Network (CSN):**  
•Every Cowboy Football game is broadcast live on the 26 Affiliates of the Cowboy Sports Network  
•Flagship Station, KFBC 1240 AM, Cheyenne, Wyo.

#### Announcers:

•Keith Kelley, Play-by-Play (3rd year)  
•Kevin McKinney, Color Analyst (27th year)  
•Erick Pauley, Sideline Reporter

#### Pregame Show:

•Begins 90 minutes prior to kickoff.

#### Postgame Show:

•30 minutes immediately after the game

### QUICK COMPARISON - COWBOYS VS. COUGARS



Wyoming	Stats	BYU
10.0	Points Per Game	29.5
92.0	Rushing Yards Per Game	156.5
102.0	Passing Yards Per Game	275.0
194.0	Total Offense Per Game	431.5
362.0	Total Defense Per Game	246.0
32.5	Point Allowed Per Game	14.0



### QUICK NOTES ON TODAY'S GAME AGAINST BYU

#### Suiaunoa and Tackles

Linebacker Shae Suiaunoa recorded 10 tackles and tied a career-high with 1.5 tackles for loss against Idaho. He has double-digit tackles in four career games. Learn more on page 2.



#### Getting Harsh

Defensive end Sebastian Harsh tied a career-high with 2.5 tackles for loss against Idaho. He did so at Nevada last season as well. Learn more on page 2.



**COACHING STAFF**

**Head Coach:** Jay Sawvel (Mount Union '93)  
**Overall Record:** 0-2 First Season  
**Record at Wyoming:** Same  
**Offensive Coaching Staff**  
**Offensive Coordinator/Quarterbacks**  
 Jay Johnson (Northern Iowa '92)  
**Associate Head Coach/**  
**Offensive Passing-Game Coordinator/WRs**  
 Mike Grant (Nebraska '93)  
**Executive Director of Recruiting/RBs**  
 Gordie Haug (Bemidji State '09)  
**Co-Special Teams Coordinator/Tight Ends/**  
**Fullbacks**  
 Shannon Moore (Black Hills State '00)  
**Offensive Line**  
 Joe Tripodi (Northwestern '06)  
**Defensive Coaching Staff**  
**Defensive Coordinator/Linebackers**  
 Aaron Bohl (MSU Moorhead '16)  
**Co-Special Teams Coordinator/Cornerbacks**  
 Benny Boyd (Aurora '00)  
**Defensive Ends**  
 Brian Hendricks (Wyoming '11)  
**Defensive Tackles**  
 Jeff Phelps (Ball State '98)  
**Safeties**  
 Jason Petrino (Carroll College '99)  
**Administrative Staff**  
**Associate A.D. for Football Operations**  
 Nick Fulton (Sioux Falls '04)  
**Director of Player Personnel**  
 Kirby O'Meara (Central Arkansas '13)  
**Director of On-Campus Recruiting**  
 Samantha Patten (Florida '20)  
**IN COACHES BOX ON GAMEDAY**  
 Jay Johnson - Offensive Coordinator  
 Aaron Bohl - Defensive Coordinator  
 Jeff Phelps - Defensive Tackles

**MEDIA RELATIONS STAFF**

**Nick Seeman, Assistant Athletics Director**  
 Cell: (612) 741-0550  
 E-Mail: nseeman@uwyo.edu  
**Diane Dodson, Office Manager**  
**Ryan Thorburn, Director, Communications & Creative Strategy**  
**John Durgeon, Director of Digital Strategy**  
**Kevin DeVries, Asst. Media Relations Director**  
**Bud Denega, Asst. Media Relations Director**  
**Sariah Orocu, Asst. Media Relations Director**  
**Colton Merritt, Media Relations Intern**  
 Media Relations Phone: (307) 766-2256  
 Media Relations FAX: (307) 766-2346

**Media Guide**



**Sellout in the War:** The Cowboy fans showed up in force in the home opener against Idaho. The crowd of 25,070 was a Sellout and was the first inside War Memorial Stadium since the Cowboys faced off against Nebraska in 2011. Wyoming now has 12 all-time in school history and four in the Mountain West era of Cowboy Football. UW also had sellouts in that era against Texas and Virginia.

<u>Year</u>	<u>Opponent</u>	<u>Attendance</u>
1959	Air Force Academy	20,257
1960	Air Force Academy	21,217
1967	Air Force Academy	21,623
	Colorado State	20,063
1968	Utah State	20,709
1969	Arizona	20,400
1990	Brigham Young	34,231
1997	Colorado State	34,745
2007	Virginia	31,620
2009	Texas	31,017
2011	Nebraska	32,617
2024	Idaho	25,070

**Hoyland Makes History:** Senior John Hoyland connected on a pair of field goals against Idaho from 48-yards and 22-yards. That put him at 60 for his career in the Brown and Gold passing Cooper Rothe for the school record. Rothe, who was the kicker prior to Hoyland recorded 59 in his career with the Pokes.

**Rivalry Renewed:** The Cowboys and BYU will meet once again this Saturday inside War Memorial Stadium. It is the Cougars first trip to Laramie since the 2009 season. It will be the 79th all-time meeting between the two teams with the Cowboys owning a 17-16-3 record against the Cougars in Laramie. The two teams played the first night game in War Memorial Stadium in 1988 with the Cowboys earning a 24-14 win over the Cougars.

**Suiaunoa in Double-Digits:** Linebacker Shae Suaunoa recorded 10 tackles for a season-high for a Cowboy against Idaho. It marked his fourth double-digit tackle output of his career at Wyoming. He has now recorded 192 career tackles at UW and is eight away from 200 in his career. Suaunoa also added 1.5 tackles for loss in the contest, which tied a career high. He is tied for the team lead in tackles with Wyatt Ekeler and Connor Shay at 13 for the season.

**Getting Harsh:** Defensive end Sebastian Harsh was in the backfield quite a bit against Idaho. He finished the game with two and a half tackles for loss which tied a career best. He had 2.5 tackles for loss last season at Nevada. Harsh also recorded his first sack of the season. He had nine tackles for loss last season to lead the Brown and Gold.

**Johnson Makes First Start:** Safety Andrew Johnson made his first career start against Idaho. He finished the contest with five tackles including a big stop on a fake punt. The Cheyenne, Wyo. native made it three starters from the State of Wyoming in the starting lineup along with Jordan Bertagnole and Will Pelissier.

**ALL-TIME RECORD**

The 2024 season will mark the 128th season of Wyoming Football.  
**Wyoming All-Time Football Record**  
 567-600-28 (.487) -- 1,195 Total Games  
**Wyoming All-Time Home Football Record**  
 338-207-18 (.617) -- 563 Home Games  
**Wyoming All-Time Road Football Record**  
 218-382-10 (.367) -- 610 Road Games  
**Wyoming Neutral-Site Football Record**  
 11-12-0 (.478) -- 23 Neutral-Site Games

**WAR MEMORIAL STADIUM**

The 2024 college football season will be the 75th season of War Memorial Stadium.  
 The Cowboys won their 250th game in War Memorial Stadium on Nov. 6, 2021, with a 31-17 win over Colorado State.  
 Wyoming has won **66 percent** of its games in War Memorial Stadium.

“The War” first opened on Sept. 16, 1950, with UW recording a 61-13 win over Montana State. War Memorial’s original capacity was 20,000 in 1950. It was expanded to 25,500 in 1970, and the seating was increased to a capacity of 33,500 in 1977.

Following reconstruction of the upper deck on the West side of War Memorial Stadium in the summer of 2004, the new capacity of War Memorial Stadium was 30,514. With the construction of the Wildcatter Stadium Club & Suites in 2009-10, the current capacity is 29,181.

Wyoming completed a perfect 7-0 home in 2023. It was the first time in War Memorial Stadium history that the Cowboys won seven home games in a single season. It is the 15th undefeated regular-season home record in War Memorial history and the third in the Bohl era. The 2019 and 2016 Cowboy teams posted perfect 6-0 home records in the regular season.

Wyoming fans set a new War Memorial Stadium single-season attendance record this season. With a crowd of 18,233, the 2023 season attendance total finished at 162,144, breaking the previous record of 149, 625 set in a seven-game home season in 1990.

**War Memorial Stadium by Decade**

Decade	Record in “The War”
1950s	30- 9-4 (.744)
1960s	37- 4-1 (.893)
1970s	26- 25-1 (.510)
1980s	44- 16-0 (.733)
1990s	45- 15-1 (.746)
2000s	28- 30-0 (.483)
2010s	36- 26-0 (.581)
2020s	15- 7-0 (.682)
Total	261-132-7 (.661)

**400 Total Games**

**Parks Settling In:** Cornerback Keany Parks had a strong day for the Pokes in his second start at the position. He recorded a career-high five tackles in the contest including his first tackle for loss. Parks came to Wyoming as a running back, but was switched to corner last season and play a vital role on special teams as a true freshman.

**Defense in Second Half:** The Cowboy defense was solid against Idaho allowing only 225 yards of offense to the Vandals. The Pokes finished the game with nine tackles for loss and would hold the Vandals scoreless in the second frame allowing only 80 yards of total offense.

**Jones Has Career Day:** Running back DJ Jones had a career day for the Pokes against Idaho. He recorded 80 yards rushing for the Cowboys which was a career-high. He also rushed the ball 17 times, which tied a career best. His previous career high came against Georgia State rushing for 61 yards on Sept. 10, 2022 while at North Carolina.

**First for Svoboda:** Quarterback Evan Svoboda found Devin Boddie Jr. for a 20 yard reception. It was the first of his career with the Cowboys. He finished the game passing for 124 yards with a career best 45 yards rushing.

**Returning Kicks:** Wide receiver Tyler King also handles kick return duties. This season he averages 25.3 yards per return. He ranks first in the conference in yards per return. That number also ranks No. 15 in the nation this season.

**Boddie Jr. Hauls in Touchdown:** Wide receiver Devin Boddie, Jr. hauled in a 20-yard touchdown reception in the first quarter for his first as a Cowboy. It was his first since scoring against Stanford at Vanderbilt during the 2021 season on Sept. 18. He finished the game with two catches for 34 yards.

**Bertagnole Note:** Defensive tackle Jordan Bertagnole added three tackles and one tackle for loss and a forced fumble against Idaho. He has 187 career tackles, has 24 tackles for loss and has forced five fumbles in his career. He is tied for ninth in career tackles for loss.

**McNeely Makes Debut:** Running back Daiwaiian McNeely played in his first game since 2022 on Saturday against Idaho. He missed all of 2023 with an injury. He had one rush for four yards in the contest.

**Florentine in the Middle:** Nose tackle Ben Florentine had a solid day for the Cowboys recording a career-high three tackles for the Cowboys against Idaho. He also added a tackle for loss in the contest.

**In the Backfield: The Cowboys** recorded nine tackles for loss in the contest against Idaho. It marked a season high for the Brown and Gold and the most in a game since having 12 last season at Nevada. Wyoming also had nine tackles for loss last season two times. Eight different Cowboys recorded at least a half tackle for loss in the contest. UW ranks second in the MW with seven tackles for loss per game this season.

**Westland in Opener:** Defensive end Tyce Westland had a strong start to the season for the Cowboys. He recorded three tackles in the Arizona State game including the first sack of the season for the Brown and Gold in the first quarter. It was his first solo sack of his career. He recorded 18 total tackles a season ago with four and half of those being tackles for loss.

**MW Preseason Poll**

**2024 Mountain West Predicted Order of Finish**

Rank	Team (first-place votes)	Points
1.	Boise State (38)	543
2.	UNLV (4)	471
3.	Fresno State (4)	460
4.	Air Force	384
5.	Colorado State	337
<b>6.</b>	<b>Wyoming</b>	<b>296</b>
7.	Utah State	285
8.	San Diego State	251
9.	Hawai'i	214
10.	San José State	185
11.	New Mexico	85
12.	Nevada	77

**Preseason All-MW Team**

**Offense**

QB	Mikey Keene	Fresno State
WR	Tory Horton*	Colorado State
WR	Ricky White III*	UNLV
WR	Jalen Royals*	Utah State
RB	Ashton Jeanty*	Boise State
RB	Malik Sherrod	Fresno State
OL	Kage Casey**	Boise State
OL	Jacob Gardner**	Colorado State
OL	Mose Vavao**	Fresno State
OL	Tiger Shanks*	UNLV
<b>OL</b>	<b>Jack Walsh</b>	<b>Wyoming</b>
<b>TE</b>	<b>John M. Gyllenberg</b>	<b>Wyoming</b>

**Defense**

DL	Ahmed Hassanein*	Boise State
DL	Devo Bridges**	Fresno State
DL	Soane Toia**	San José State
<b>DL</b>	<b>Jordan Bertagnole**</b>	<b>Wyoming</b>
LB	Andrew Simpson**	Boise State
LB	Chase Wilson**	Colorado State
LB	Jordan Pollard	San José State
LB	Jackson Woodard*	UNLV
DB	A'Marion McCoy	Boise State
DB	Jack Howell*	Colorado State
DB	Cameron Oliver**	UNLV
DB	Ike Larsen*	Utah State

**Specialists**

P	James Reynolds*	Boise State
PK	Jonah Dalmas**	Boise State
PR	Jacob De Jesus*	UNLV
KR	Jacob De Jesus*	UNLV

**Offensive Player of the Year:** Ashton Jeanty, Jr., RB, Boise State

**Co-Defensive Player of the Year:** Ahmed Hassanein, Sr., DL, Boise State

**Co-Defensive Player of the Year:** Jackson Woodard, Sr., LB, UNLV

**Special Teams Player of the Year:** --

**Siders Brings Pressure:** Defensive end Braden Siders added a sack for the first of the season for the junior at Arizona State. For his career, he has 11 sacks in his career and has recorded 19.5 tackles for loss.

**Durr Jr. Has Strong Debut:** True freshman Chris Durr, Jr. had a strong outing in his first career game. He led the Pokes with three catches on the night. He also hauled in his first career touchdown pass. Analyst and Cowboy Athletics Hall of Famer Jovon Boughknight caught a touchdown in his first career game as a redshirt freshman in 2002. He was the youngest wide receiver to catch a touchdown pass in the MW era until Durr, Jr.

**Miles Stepping Up:** Tight end Nick Miles is a veteran and set up in the absence of John Michael Gyllenberg at Arizona State. Miles hauled in a career high two passes in the contest for the Cowboys.

**Safety Tandem:** The safety tandem of Wyatt Ekeler and Isaac White led the Cowboys in tackles at Arizona State with each player adding nine stops for the game. The duo has now combined for 335 career tackles. White has 171 in his career with Ekeler adding 164.

**A Veteran Makes and Impact:** Linebacker Connor Shay has made an impact for the Pokes in reserve and on special teams. He made his first career start at linebacker at Arizona State and recorded a career-high eight tackles in the contest. He had 15 total tackles last season for the Brown and Gold. He has 13 on the season tying for team lead.

**New Guys in the Interior:** The Cowboys had a couple of new faces make an impact in the interior of the defensive line at Arizona State. Jayden Williams and Jaden Williams each recorded a career-high four tackles. Jayden Williams, who appeared in his first career game recorded a tackle for loss as well. Dante Drake also appeared in his first career game adding a tackle in the contest.

**Culbreath Show Off Leg:** Grad student and VMI transfer Jack Culbreath made his debut for the Cowboys at Arizona State. He punted the ball eight times averaging 47 yards per punt with three of 50 or more. He had three punts inside the 20 against Idaho.

**Suiaunoa on Butkus Watch List:** The 40th annual collegiate Butkus Award® selection process to identify the top linebacker in the country began with release of the preseason watch list. Wyoming linebacker Shae Suiaunoa was named to the list as one of 51 players. Suiaunoa appeared in and started all 13 games for the Cowboys last season. He was named third team All-MW by Phil Steele. He ranked second on the team with 93 total tackles. He also added 5.5 tackles for loss, 2.5 sacks and an interception. He ranked tenth in the MW with 7.2 tackles per game. He had 10 or more tackles in three games last season.

**Will Pelissier Named Nominee for Campbell Trophy:** Wyoming wide receiver Will Pelissier was named a nominee for the Campbell Trophy by the National Football Foundation. The William V. Campbell Trophy® and National Scholar-Athlete Program, awarding more than \$1.3 million annually and distributing nearly \$30 million since its inception in 1959. The program

# Wyoming Cowboys

## Preseason Watch Lists

### Doak Walker Award (Top Running Back)

Harrison Waylee

### Lou Groza Award (Top Placekicker)

John Hoyland

### Outland Trophy (Best Interior Lineman)

Jordan Bertagnole

### All-State Wuerffel Trophy (Community Service)

Will Pelissier

### Butkus Award (Top Linebacker)

Shae Suaiaunoa

### Bednarik Award (Top Defensive Player)

Jordan Bertagnole

### John Mackey Award (Top Tight End)

John Michael Gyllenberg

### Comeback Player of the Year

Dawaiian McNeely

### Polynesian College Player of the Year

Shae Suaiaunoa

### Polynesian College Player of the Year

Nofoafia Tulafono

is highlighted by the NFF National Scholar-Athlete Awards Presented by Fidelity Investments and The William V. Campbell Trophy®. Founded in 1947 with early leadership from General Douglas MacArthur, legendary Army coach Earl "Red" Blaik and immortal journalist Grantland Rice, the National Football Foundation (NFF) & College Hall of Fame is a non-profit educational organization that runs programs designed to use the power of amateur football in developing scholarship, citizenship and athletic achievement in young people.

**John Mike on Mackey Watch List:** The Cowboys added another player to a preseason watch list with tight end John Michael Gyllenberg named to the John Mackey Award Preseason Watch list. Given annually to the most outstanding collegiate tight end; the award recipient is selected by vote of the John Mackey Award Selection Committee. He was the only player from the Mountain West Conference named to the list. Gyllenberg was named to the Preseason All-MW squad in July. He participated in all 13 games with four starts, three of which were the final three contests of the season. He pulled in 23 passes for 360 yards with three touchdowns. Gyllenberg reeled in a career-long 89-yard touchdown pass against Hawaii, which also happened to be the longest passing touchdown of Wyoming's season.

**Bertagnole Racking Up the Preseason Honors:** The Maxwell Football Club announced its watch list for the 30th Chuck Bednarik Award presented annually to the outstanding defensive player in college football. Wyoming defensive tackle Jordan Bertagnole was named to the list. He was also named a candidate for the Outland trophy. Bertagnole was named to the preseason All-Mountain West team and was named to the Shrine Bowl Preseason Watch list.

**Captains Announced:** Wyoming head football coach Jay Sawvel announced during his first press conference with the media that defensive tackle Jordan Bertagnole, linebacker Shae Suaiaunoa, quarterback Evan Svoboda and center Nofoafia Tulafono were named captains for the 2024 season. Bertagnole, a native of Casper is a captain for the second-straight season.

**Waylee on Doak Walker Award Watch List:** The PwC SMU Athletic Forum released the preseason candidates for the 2024 Doak Walker Award. The Forum annually presents the award to the nation's most outstanding college running back and Cowboy running back Harrison Waylee was named to the list. He will miss time early this season with an injury. Waylee had an outstanding season for the Cowboys in 2023. He was named Honorable Mention All-Mountain West by the coaches and media. He was named to the Second Team All-MW by Phil Steele. He appeared in 10 games for the Poke with nine starts at running back. He rushed for 947 yards in those contests to rank sixth in the MW and No. 50 in the nation. He averaged 94.7 yards per game, a number that ranked fourth in the conference and No. 24 in the nation. He ended the season with 5.8 yards per carry to rank sixth in the MW and No. 34 in the nation.


**McNeely on comeback Watch List:** The College Sports Communicators (formerly CoSIDA) in association with The Associated Press (AP) and the Fiesta Bowl Organization released a "Watch List" of 90 college football

# Wyoming Cowboys

## Pokes in the Pros

Josh Allen, Buffalo Bills  
Ayir Asante, New York Giants #  
Frank Crum, Denver Broncos  
Marcus Epps, Las Vegas Raiders  
Easton Gibbs, Seattle Seahawks #  
Tashaun Gipson, Jacksonville Jaguars  
Carl Granderson, New Orleans Saints  
Jacob Hollister, Carolina Panthers #  
Tyler Hall, Philadelphia Eagles  
Chad Muma, Jacksonville Jaguars  
Andrew Peasley, New York Jets #  
Treyton Welch, New Orleans Saints  
Logan Wilson, Cincinnati Bengals  
Andrew Wingard, Jacksonville Jaguars  
Mike Purcell, New England Patriots #

#- On Roster in Camp



student-athletes from 68 different schools currently under consideration for the 2024 Comeback Player of the Year Award. Cowboy running back

Dawaiian McNeely was named to the list after missing all of last season with an injury. In 2022, McNeely appeared in 10 games with one start on the season. He recorded 356 rushing yards on 63 carries for 5.7 yards per carry.

**Cowboy Duo Receives Special Honor:** The Polynesian Football Hall of Fame has announced its 2024 Watch List for the Polynesian College Football Player of the Year Award and two Wyoming Cowboys have been named to the list. Linebacker Shae Suaiaunoa and center Nofoaia Tulafono are both among this year's candidates for the second-straight season. Suaiaunoa appeared in and started all 13 games for the Cowboys last season. He was named third team All-MW by Phil Steele. He ranked second on the team with 93 total tackles. He also added 5.5 tackles for loss, 2.5 sacks and an interception. Tulafono started all 13 games. He helped pave the way for Harrison Waylee to rush for north of 100 yards on four different occasions with the high-water mark being 191 yards against New Mexico.

**In Good Hands:** The Wuerffel Foundation announced Thursday its Allstate Wuerffel Trophy Watch List for the 2024 season, consisting of a record 111 nominees representing players from college football's Football Bowl Subdivision (FBS). Wyoming wide receiver Will Pelissier was one the list, as he was also named a nominee for the Allstate Good Hands Team. Pelissier, a native of Big Horn, Wyoming has been involved in the community in Laramie and throughout the state of Wyoming. He has worked with Big Brothers Big Sisters in Wyoming. He also serves as a board member for Tele-Hope, a non-profit ran by former Cowboy Ralph Fawaz. The organization aids in mentoring youth in Albany County. He is a two-time member of the Hampshire Honor Society from the National Football Foundation. He has also garnered number Academic All-MW Awards.

**Watch List for Senior Bowl:** The Reese's Senior Bowl announced that four Cowboys were added to the Preseason Watch List for the event. Safety Wyatt Ekeler, Linebacker Shae Suaiaunoa, center Nofoaia Tulafono and running back Harrison Waylee were tabbed on the preseason list.

**Watch List for Shrine Bowl:** The Wyoming Cowboys have six players named to the East-West Shrine Bowl Preseason Watch List. The Shrine Bowl 1,000 was released on Tuesday with three defensive players, two offensive and on special teamer named to the list. The Cowboy defense had three players named to the list. Defensive tackle Jordan Bertagnole along with linebacker Shae Suaiaunoa and safety Wyatt Ekeler. The Wyoming offense had two players with center Nofoaia Tulafono and Harrison Waylee on the list. UW Kicker John Hoyland was also featured on the list.

**A Veteran Offensive Line:** The Cowboys return four starters on the offensive line this season. That group of center Nofoaia, guard Jack Walsh, guard Wes King and tackle Caden Barnett along with Guard/Center Luke Sandy have appeared in 108 games. Tulafono leads the way playing in 36 career games for the Brown and Gold. Barnett and Walsh have played in 23 games for the Pokes.

# Wyoming Cowboys

## Preseason All-Conference

The Cowboy Football season is right around the corner and a pair of national publications released their preseason All-Mountain West squads as numerous Cowboys were named to the teams by Athlon Sports and Phil Steele. The publications named 15 different Cowboys to preseason honors.

### Athlon Sports Preseason All-MW Teams

#### First Team Offense

RB Harrison Waylee  
TE John Michael Gyllenborg  
C Nofaafia Tulafono

#### First Team Defense

DT Jordan Bertagnole  
LB Shae Suaiaunoa  
S Wyatt Ekeler

#### Second Team Offense

OG Jack Walsh  
OG Wes King

#### Second Team Defense

DE DeVonne Harris  
DE Sabastian Harsh  
CB Isaac White

#### Third Team Defense

N Wrook Brown

#### Fourth Team Offense

OT Caden Barnett

#### Fourth Team Defense

CB Tyrecus Davis

#### Fourth Team Specialists

K John Hoyland

### Phil Steele Preseason All-Mountain West Teams

#### First Team Offense

RB Harrison Waylee  
TE John Michael Gyllenborg

#### First Team Defense

DT Jordan Bertagnole  
LB Shae Suaiaunoa

#### Second Team Offense

OG Jack Walsh

#### Second Team Defense

DE Sabastian Harsh  
S Wyatt Ekeler

#### Third Team Defense

CB Tyrecus Davis

#### Fourth Team Specialist

K John Hoyland

**Another Season...Another Veteran Defensive Group:** The Cowboy defense returns eight starters from last season. The group has combined for 296 games in their careers led by linebacker Shae Suaiaunoa with 47 games. Jordan Bertagnole and DeVonne Harris have played in 43 games in their careers. Isaac White has appeared in 40 games and his safety partner Wyatt Ekeler has been in 39 games.

**Top Tacklers Back in Brown and Gold:** The Cowboys return a ton of tackles from the defense this season. In total, the Pokes return six of the top seven tacklers from last season with the only exception is the loss of leading tackler Easton Gibbs, who signed with the Seattle Seahawks. The top-six returning tacklers combined for 388 tackles, which is 79 percent of the total tackles last season for the Pokes. Linebacker Shae Suaiaunoa is the top returning tackler with 93 a season ago followed by Wyatt Ekeler with 77 stops.

**The Defensive Ends:** The Pokes return four defensive ends that saw action last season. That group of Sabastian Harsh, DeVonne Harris, Braden Siders and Tyce Westland combined for 129 tackles with 22.5 tackles for loss and 11.5 sacks. Harsh had 50 stops last season and led the team with nine tackles for loss. Harris and Siders tied for the team lead last season with Harsh and Siders adding a team-high four sacks apiece.

**Quite The Tandem:** The Cowboys return one of the best safety tandems in the nation this season. The duo of Wyatt Ekeler and Isaac White bring both experience and production to the field. The duo ranked third and fourth on the team in tackles last season. The two also ranked second on the team with each recording seven pass breakups. They added three sacks and three interceptions on the season. For their career, the duo has record a combined for 312 total tackles with 162 for White and 151 for Ekeler.

**Waylee leads Rushing Group:** Harrison Waylee is a talented rusher for the Brown and Gold. Waylee had an outstanding season for the Cowboys in 2023. He was named Honorable Mention All-Mountain West by the coaches and media. He was named to the Second Team All-MW by Phil Steele. He appeared in 10 games for the Poke with nine starts at running back. He rushed for 947 yards in those contests to rank sixth in the MW and No. 50 in the nation. He averaged 94.7 yards per game, a number that ranked fourth in the conference and No. 24 in the nation. He ended the season with 5.8 yards per carry to rank sixth in the MW and No. 34 in the nation. He also added 12 receptions for 66 yards. He finished the season with five touchdowns with a long of 75 yards that came for a touchdown against Texas. He rushed for over 100 yards against Texas, App State, New Mexico, and Colorado State. He rushed for a season-high 191 yards against New Mexico. He added 110 at Texas, 156 against App State and 128 against Colorado State. He has rushed for 2,876 yards in his career and has recorded 15 rushing touchdowns in his career.

**Experience at Wide Receiver:** The Cowboys wide receiver room will see a nice mix of both new faces and veterans. The trio of Alex Brown, Will Pelissier and Devin Boddie, Jr. have combined for 100 career games. Brown has played 39 games for the Pokes with Pelissier adding 29 games. Boddie, Jr., has recorded 32 career games with 13 at Wyoming after spending time in the SEC at Vandy.

# Wyoming Cowboys

## AP Poll

1. Georgia
2. Texas
3. Ohio State
4. Alabama
5. Ole Miss
6. Missouri
7. Tennessee
8. Penn State
9. Oregon
10. Miami
11. USC
12. Utah
13. Oklahoma State
14. Kansas State
15. Oklahoma
16. LSU
17. Michigan
18. Notre Dame
19. Louisville
20. Arizona
21. Iowa State
22. Clemson
23. Nebraska
24. Boston College
25. Northern Illinois

**Others receiving votes:** Illinois 101, Boise St. 77, Texas A&M 68, Syracuse 63, Memphis 38, Washington 27, Iowa 24, Kansas 22, Vanderbilt 18, South Carolina 10, Liberty 9, Wisconsin 9, UNLV 7, North Carolina 7, California 3, BYU 2, UCF 1, TCU 1

## Coaches Poll

1. Georgia
2. Ohio State
3. Texas
4. Alabama
5. Ole Miss
6. Oregon
7. Penn State
8. Missouri
9. Tennessee
10. Utah
11. USC
12. Miami
13. Oklahoma
14. Oklahoma State
15. Kansas State
16. Michigan
17. LSU
18. Arizona
19. Notre Dame
20. Clemson
21. Louisville
22. Washington
23. Iowa State
24. Nebraska
25. Memphis

**Others receiving votes:** Texas A&M (1-1) 68; Boston College (2-0) 36; Illinois (2-0) 33; Syracuse (2-0) 33; Northern Illinois (2-0) 30; Wisconsin (2-0) 28; South Carolina (2-0) 25; Boise State (1-1) 20; UNLV (2-0) 19; Iowa (1-1) 17; Kansas (1-1) 14; Central Florida (2-0) 12; North Carolina State (1-1) 10; Texas State (2-0) 8; TCU (2-0) 6; California (2-0) 5; North Carolina (2-0) 5; Liberty (2-0) 4; Brigham Young (2-0) 2; Michigan State (2-0)

**Tight End Room:** The Cowboys will once again have one of the most talented tight end rooms in the Mountain West led by John Michael Gyllenberg. Gyllenberg participated in all 13 games with four starts, three of which were the final three contests of the season. He pulled in 23 passes for 360 yards with three touchdowns. Gyllenberg reeled in a career-long 89-yard touchdown pass against Hawaii, which also happened to be the longest passing touchdown of Wyoming's season. He ended the game against the Rainbow Warriors with a career-high 128 yards receiving. Gyllenberg logged a career-high five receptions against Texas Tech, including the game-leveling touchdown pass on fourth down in overtime.

**Forcing Turnovers:** The 2023 Cowboys were one of the nation's top teams in forcing turnovers. The Pokes forced 22 turnovers a season ago to rank No. 26 in the nation. Wyoming recovered 11 fumbles on the season, a number that tied for first in the MW and seventh in the nation. The Pokes return seven of the 11 interceptions last season led by three from nickel Wrook Brown and two from Wyatt Ekeler. Wyoming also returns five of the forced fumbles with two forced by Ekeler to lead the team.

**The Running Back Room:** The 2024 Cowboy running back room is a deep one. Waylee has rushed for 2,876 yards in his career. Others returning include Sam Scott, who rushed for 237 yards last season and caught 11 passes out of the backfield. Jamari Ferrell added 188 yards rushing. Newcomer D.J. Jones a transfer from North Carolina had a solid spring and rushed for 442 career yards and added 157 yards receiving for the Tar Heels. Dawaiian McNeely also returns from injury for the Pokes. He rushed for 356 yards for the Brown and Gold in 2022.

## MW Standings and Results (as of Sept. 9, 2024)

UNLV <sup>RV</sup>	0-0	0	0	0-0	0-0	.000	2-0	99	21	1-0	1-0	0-0	1.000	Won 2
Boise State <sup>RV</sup>	0-0	0	0	0-0	0-0	.000	1-1	90	82	0-0	1-1	0-0	.500	Lost 1
Colorado State	0-0	0	0	0-0	0-0	.000	1-1	38	69	1-0	0-1	0-0	.500	Won 1
Fresno State	0-0	0	0	0-0	0-0	.000	1-1	56	60	1-0	0-1	0-0	.500	Won 1
Hawai'i	0-0	0	0	0-0	0-0	.000	1-1	48	30	1-1	0-0	0-0	.500	Lost 1
San Diego State	0-0	0	0	0-0	0-0	.000	1-1	45	35	1-1	0-0	0-0	.500	Lost 1
Utah State	0-0	0	0	0-0	0-0	.000	1-1	36	62	1-0	0-1	0-0	.500	Lost 1
Nevada	0-0	0	0	0-0	0-0	.000	1-2	69	75	0-2	1-0	0-0	.333	Lost 1
New Mexico	0-0	0	0	0-0	0-0	.000	0-2	70	96	0-1	0-1	0-0	.000	Lost 3
Wyoming	0-0	0	0	0-0	0-0	.000	0-2	20	65	0-1	0-1	0-0	.000	Lost 2
Air Force <sup>RV</sup>	0-1	7	17	0-1	0-0	.000	1-1	28	23	1-1	0-0	0-0	.500	Lost 1

### A LOOK AHEAD

<b>Friday, Sept. 13</b>		
UNLV vs. Kansas <sup>A</sup>	ESPN	6 p.m. CT
<b>Saturday, Sept. 14</b>		
Nevada at Minnesota	Big Ten Network	2:30 p.m. CT
Utah at Utah State	CBSSN	2:30 p.m. MT
Hawai'i at Sam Houston	ESPN+	6 p.m. CT
Kennesaw State at San José State	truTV/Max	4 p.m. PT
Air Force at Baylor	FS1	6:30 p.m. CT
New Mexico at Auburn	ESPN2 or ESPNU	6:30 p.m. CT
Colorado at Colorado State	CBS	5:30 p.m. MT
BYU at Wyoming	CBSSN	7 p.m. MT
New Mexico State at Fresno State	truTV/Max	7:30 p.m. PT
San Diego State at California	ESPN	7:30 p.m. PT

### A LOOK BACK

<b>Saturday, Sept. 7</b>	
UNLV <sup>RV</sup> 72, Utah Tech 14	
Idaho 17, Wyoming 13	
*San José State 17, Air Force <sup>RV</sup> 7	
Colorado State 38, Northern Colorado 17	
Georgia Southern 20, Nevada 17	
Oregon <sup>RV</sup> 37, Boise State <sup>RV</sup> 34	
Fresno State 46, Sacramento State 30	
Oregon State 21, San Diego State 0	
USC <sup>1413</sup> 48, Utah State 0	



# Wyoming Cowboys

## BYU Cougars

<b>Location:</b>	Provo, UTah
<b>Enrollment:</b>	34,737
<b>Founded:</b>	1875
<b>Athletics Director:</b>	Tom Holmoe
<b>Colors:</b>	Blue and White
<b>Nickname:</b>	Cougars
<b>Conference:</b>	Big 12
<b>Stadium:</b>	LaVelle Edwards Stadium
<b>Capacity:</b>	62,073
<b>Surface:</b>	Grass

## Series History

The 2024 Meeting Will be the:	80th
Overall Series Record:	BYU leads, 46-30-3
Series Began:	Nov. 14, 1922
UW Record in Laramie:	17-16-3
UW Record at Provo:	13-28
UW Record at Neutral Sites:	0-2
UW Head Coach Jay Sawvel vs.:	0-0
Longest UW Win Streak:	7 (1963-69)
Longest BYU Win Streak:	9 (2004-Present)
Largest UW Margin of Victory:	48 (1950)
Largest BYU Margin of Victory:	59 (1985)
Most Points Scored by UW:	48 (1950)
Most Points Scored by BYU:	59 (1985)

Date	Score	Location
Sept. 24, 2022	L, 24-38	(Provo)
Dec. 21, 2016	L, 21-24	(San Diego)
Oct. 23, 2010	L, 20-25	(Provo)
Nov. 7, 2009	L, 0-52	(Laramie)
Sept. 20, 2008	L, 0-44	(Provo)
Nov. 17, 2007	L, 10-35	(Laramie)
Nov. 9, 2006	L, 7-55	(Provo)
Nov. 12, 2005	L, 21-35	(Laramie)
Oct. 16, 2004	L, 13-24	(Provo)
Oct. 18, 2003	W, 13-10	(Laramie)
Nov. 9, 2002	L, 31-35	(Provo)
Nov. 16, 2001	L, 34-41	(Laramie)
Oct. 26, 2000	L, 7-19	(Provo)
Nov. 13, 1999	W, 31-17	(Laramie)
Dec. 7, 1996	L, 25-28	(Las Vegas)
Oct. 21, 1995	L, 20-23	(Provo)
Oct. 17, 1992	L, 28-31	(Laramie)
Nov. 9, 1991	L, 31-56	(Provo)
Nov. 10, 1990	L, 14-45	(Laramie)
Oct. 7, 1989	L, 20-36	(Provo)
Sept. 1, 1988	W, 24-14	(Laramie)
Oct. 10, 1987	W, 29-27	(Provo)
Oct. 18, 1986	L, 22-34	(Laramie)
Nov. 2, 1985	L, 0-59	(Provo)
Oct. 13, 1984	L, 38-41	(Provo)
Oct. 8, 1983	L, 10-41	(Laramie)
Nov. 6, 1982	L, 13-23	(Provo)
Oct. 24, 1981	W, 33-20	(Laramie)
Oct. 11, 1980	L, 17-52	(Provo)
Oct. 20, 1979	L, 14-54	(Laramie)
Nov. 4, 1978	L, 14-48	(Provo)
Oct. 22, 1977	L, 7-10	(Laramie)
Oct. 9, 1976	W, 34-29	(Provo)
Oct. 25, 1975	L, 20-33	(Laramie)
Oct. 12, 1974	L, 7-38	(Provo)
Oct. 27, 1973	W, 41-21	(Laramie)
Nov. 4, 1972	L, 14-33	(Provo)
Oct. 16, 1971	L, 17-35	(Laramie)
Oct. 31, 1970	L, 3-23	(Provo)
Oct. 18, 1969	W, 40-7	(Laramie)
Oct. 12, 1968	W, 20-17	(Provo)
Oct. 7, 1967	W, 26-10	(Laramie)
Nov. 19, 1966	W, 47-14	(Provo)
Oct. 23, 1965	W, 34-6	(Laramie)
Nov. 21, 1964	W, 31-11	(Provo)
Oct. 19, 1963	W, 41-14	(Laramie)
Nov. 17, 1962	L, 7-14	(Provo)
Oct. 21, 1961	W, 36-8	(Laramie)
Nov. 19, 1960	W, 30-6	(Provo)
Oct. 17, 1959	W, 21-6	(Laramie)
Nov. 22, 1958	W, 22-14	(Provo)
Oct. 19, 1957	T, 0-0	(Laramie)
Nov. 17, 1956	W, 7-6	(Provo)
Oct. 29, 1955	W, 14-6	(Laramie)
Nov. 13, 1954	W, 34-13	(Provo)
Oct. 31, 1953	W, 27-0	(Laramie)
Nov. 1, 1952	W, 24-13	(Provo)
Oct. 20, 1951	T, 20-20	(Laramie)
Nov. 11, 1950	W, 48-0	(Provo)
Oct. 29, 1949	W, 45-0	(Laramie)
Nov. 20, 1948	L, 14-15	(Provo)
Oct. 4, 1947	W, 12-7	(Laramie)
Nov. 2, 1946	L, 3-6	(Provo)
Oct. 2, 1942	W, 13-6	(Provo)
Nov. 8, 1941	L, 7-23	(Laramie)
Oct. 12, 1940	L, 0-20	(Provo)
Nov. 25, 1939	T, 7-7	(Laramie)
Oct. 6, 1938	L, 13-22	(Provo)
Nov. 6, 1937	L, 0-19	(Laramie)
Nov. 21, 1936	L, 7-32	(Provo)
Oct. 26, 1935	L, 6-13	(Laramie)
Oct. 6, 1934	W, 6-0	(Laramie)
Nov. 30, 1933	L, 0-3	(Provo)
Oct. 29, 1932	L, 0-25	(Laramie)
Nov. 14, 1931	W, 13-7	(Provo)
Sep. 27, 1930	L, 12-19	(Provo)
Nov. 23, 1929	L, 0-40	(Provo)
Nov. 30, 1922	W, 13-0	(Laramie)
Nov. 14, 1922	L, 0-7	(Provo)

## About The BYU Cougars

The Cougars, coming off a disappointing 5-7 season after making the move from independent to the Big 12, improved to 2-0 with an 18-15 victory at first-year ACC member SMU last Friday in Dallas. BYU, which pulled off a miraculous 46-45 victory over the Mustangs in the legendary 1980 Holiday Bowl, limited SMU to five field goals to grind out a win in last week's defensive slugfest. BYU's defense, which ranks 44th in points allowed per game (14.0) and 32nd in yards allowed per game (246.0), is led by defensive tackle Blake Mangelson and linebacker Harrison Taggart, who combined for 15 tackles, 6.0 tackles for loss, three quarterback hurries, two pass breakups, a sack and a forced fumble against SMU.

Jake Retzlaff has completed 60.3% of his passes for 550 yards with four touchdowns and two interceptions this season. Senior tight end Mata'ava Ta'ase is averaging 20.3 yards per catch with two touchdowns.

The Cougars lead the all-time series with Wyoming 46-30-3, including winning the previous nine meetings between the former conference rivals. The Cowboys, who most recently lost the matchups in Provo (38-24 in 2022) and at the Poinsettia Bowl (24-21 in 2016), have not defeated BYU since a 13-10 home win in 2003 at War Memorial Stadium.

## About BYU Cougar Head Coach Kalani Sitake

Sitake, who played fullback for legendary BYU head coach LaVell Edwards, became the first Tongan-American to become a college head coach when he was hired to take over the program at his alma mater before the 2016 season. He has a 63-41 overall record two games into his ninth season leading the Cougars.

Before returning to Provo, Sitake spent 10 seasons (2005-2014) working for Kyle Whittingham at rival Utah before spending one season (2015) as the associate head coach and defensive coordinator at Oregon State.

During his playing days, Sitake experienced a 31-17 loss to Dana Dimel's Pokes in 1999 and a 19-7 win over Vic Koenig's 2000 UW team. In 2016, Sitake finished his first season as head coach with the 24-21 Poinsettia Bowl victory over the Craig Bohl- and Josh Allen-led Cowboys in San Diego. The 48-year-old is 4-2 in bowl games at BYU.

## UW Overtime History

Wyoming has played 20 overtime games in its history. The most recent overtime game the Cowboys played was against Texas Tech on Sept. 2. The Cowboys downed the Red Raiders 35-33 in double overtime. Wyoming has played six overtime games at home in War Memorial Stadium. Three of Wyoming's 19 overtime games have been played on neutral sites. The other 11 overtime games have been played on the road.

Date	Opponent, Result	Wyoming Record	Site
9/7/96	at Iowa State, W 41-38 (1ot)	1-0	Away
12/7/96	vs. BYU, L 25-28 (1ot) #	1-1	Neutral
10/17/98	at UNLV, W 28-25 (1ot)	2-1	Away
11/2/02	at UNLV, L 48-49 (1ot)	2-2	Away
11/6/04	at UNLV, W 53-45 (3ot)	3-2	Away
9/9/06	at Virginia, L 12-13 (1ot)	3-3	Away
9/30/06	at Syracuse, L 34-40 (2ot)	3-4	Away
12/19/09	vs. Fresno State, W 35-28 (2ot) *	4-4	Neutral
9/22/12	at Idaho, W 40-37 (1ot)	5-4	Away
10/6/12	at Nevada, L 28-35 (1ot)	5-5	Away
11/23/13	vs. Hawai'i, W 59-56 (1ot)	6-5	Home
10/18/14	vs. San Jose State, L 20-27 (1ot)	6-6	Home
9/3/16	vs. Northern Illinois, W 40-34 (3ot)	7-6	Home
11/12/16	at UNLV, L 66-69 (3ot)	7-7	Away
9/23/17	vs. Hawai'i, W 28-21 (1ot)	8-7	Home
11/9/19	at Boise State, L 17-20 (1ot)	8-8	Away
10/24/20	at Nevada, L 34-37 (1ot)	8-9	Away
9/3/22	vs. Tulsa, W 40-37 (2ot)	9-9	Home
12/30/22	vs. Ohio, L 27-30 (1ot)	9-10	Neutral
9/2/23	vs. No. 24 Texas Tech, W 35-33 (2ot)	10-10	Home

#The overtime game versus BYU was played in the 1996 Western Athletic Conference Championship Game in Las Vegas, Nev.

\*The overtime game vs. Fresno State was in the 2009 New Mexico Bowl in Albuquerque

# Wyoming Cowboys

## Wyoming Cowboys

Head Coach: Jay Sawvel (Mount Union '93)  
 Overall Record: 0-2 (.000), 1st season  
 Record at Wyoming: 0-2 (.000), 1st season  
 Conference Record: 0-0 (.000), 1st season  
 Coach vs. Opponent: 0-0

Team Captains: #96 Jordan Bertagnole, DT, Gr., #43 Shae Suaiaunua, LB, Gr., #17 Evan Svoboda, QB, Jr., #77 Nofoafia Tulafono, Sr., C

## Wyoming Statistics

2024 Offensive Team Statistics	2024 Team Statistics	
	WYO	Opp.
Points Scored Per Game	10.0	32.5
Yards Rushing Per Game	92.0	182.5
Yards Passing Per Game	102.0	179.5
Yards Total Offense Per Game	194.0	362.0
First Downs Per Game	12.0	20.5
Third Down Conversions/Attempts	9/29	9/28
Third Down Conversion Percentage	31%	32%
Average Time of Possession	25:48	34:12

2024 Defensive Team Statistics	WYO	Opp.
Total Sacks By	3	7
Sack yardage	18	51
Interceptions	0	2
Interception Yardage	0	47

2024 Special Team Statistics	WYO	Opp.
Net Punting Average	40.8	38.9
Punt Return Average	3.7	7.2
Kickoff Return Average	19.8	29
Field Goals Made/Attempted	2-3	3-5
Field Goal Percentage	.666	.600

2024 Miscellaneous Statistics	WYO	Opp.
Avg. No. of Penalties Per Game	8.0	7.5
Yards Penalties Per Game	67.5	51.5
Fumbles-Lost	4-2	1-0

### 2024 Individual Statistical Leaders

2024 Rushing Leaders	Total	Net Gain	Avg./Rush	Avg./Game	TD
	Att.				
#26 DJ Jones, rb	34	123	3.6	61.5	0
#22 Sam Scott, rb	6	24	4.0	12.0	0

2024 Passing Leaders	Comp. Att.	Comp %	Total Yards	Avg./Game	TD/Int
#17 Evan Svoboda, qb	16-39	41.0	168	84	1/2
#12 Kaden Anderson, qb	4-6	66.7	36	18	1/0

2024 Receiving Leaders	Total Rec.	Yards	Avg./Rec.	Avg./Game	TD
# 2 Devin Boddie, wr	3	46	15.3	23	1
#86 Nick Miles, te	3	20	6.7	10	0
# 6 Jamari Ferrell, rb	3	26	8.7	13	0

2024 Leading Tacklers	Solo Tackles	Assisted Tackles	Total Tackles	Avg
#43 Shae Suaiaunua, lb	7	6	13	6.5
#31 Wyatt Ekeler, s	8	5	13	6.5

## Wyoming Schedule

(0-2, 0-0 in the Mountain West Conference)

Date	Opponent	Time/Results	TV
Aug. 31	at Arizona State	L, 7-48	FS1
Sept. 7	Idaho	L, 13-17	truTV
Sept. 14	BYU	7 p.m.	CBSSN
Sept. 21	at North Texas	TBA	TBA
Sept. 28	Air Force *	6 p.m.	CBSSN
Oct. 12	San Diego State *	1:30 p.m.	CBSSN
Oct. 19	at San Jose State *	2 p.m.	MWV
Oct. 26	Utah State *	5 p.m.	CBSSN
Nov. 2	at New Mexico *	2 p.m.	TruTV
Nov. 15	at Colorado State *	6 p.m.	CBSSN
Nov. 23	Boise State	5 p.m.	CBSSN
Nov. 30	at Washington St.	4:30 p.m.	The CW

\*Indicates Mountain West Conference games

## BYU Cougars

Head Coach: Kalani Sitake (BYU '00)  
 Overall Record: 63-41 (.606), 9th Season  
 Record at BYU: 63-41 (.606), 9th Season  
 Conference Record: 2-7 (.222) 9th Season  
 Coach vs. Opponent: 2-0

Team Captains: # 70 Connor Pay, OL, #2 Chase Roberts, WR, #92 Tyler Batty, DE, #0 Jakob Robinson, CB

## BYU Statistics

2024 Offensive Team Statistics	2024 Team Statistics	
	BYU	Opp.
Points Scored Per Game	29.5	14.0
Yards Rushing Per Game	156.5	120.0
Yards Passing Per Game	275.0	126.0
Yards Total Offense Per Game	431.5	246
First Downs Per Game	21.5	15
Third Down Conversions/Attempts	9/28	7/28
Third Down Conversion Percentage	32%	25%
Average Time of Possession	35:03	24:57

2024 Defensive Team Statistics	BYU	Opp.
Total Sacks By	5	3
Sack yardage	43	22
Interceptions	2	2
Interception Yardage	3	47

2024 Special Team Statistics	BYU	Opp.
Net Punting Average	40.5	42.0
Punt Return Average	7.8	5.5
Kickoff Return Average	12.3	17.3
Field Goals Made/Attempted	3-5	5-5
Field Goal Percentage	.600	1.000

2024 Miscellaneous Statistics	BYU	Opp.
Avg. No. of Penalties Per Game	4.0	6.5
Yards Penalties Per Game	30.0	68.5
Fumbles-Lost	4-1	2-2

### 2024 Individual Statistical Leaders

2024 Rushing Leaders	Total	Net Gain	Avg./Rush	Avg./Game	TD
	Att.				
# 7 Hincley Ropati, rb	21	89	4.2	44.5	1
#27 LJ Martin, rb	18	87	4.8	43.5	1

2024 Passing Leaders	Comp. Att.	Comp %	Total Yards	Avg./Game	TD/Int
#12 Jake Retzlaff, qb	35-58	60.3	550	275.0	4/2

2024 Receiving Leaders	Total Rec.	Yards	Avg./Rec.	Avg./Game	TD
# 5 Chase Roberts, wr	9	134	14.9	67	0
#17 Keelan Marion, wr	5	83	16.6	41.5	0
# 4 Miles Davis, rb	3	32	10.7	16	0

2024 Leading Tacklers	Solo Tackles	Assisted Tackles	Total Tackles	Avg
#11 Harrison Taggart, lb	4	7	11	5.5
#17 Jack Kelly, lb	5	5	10	5.0

## BYU Schedule

(2-0, 0-0 in the BIG 12)

Date	Opponent	Time/Results
Aug. 31	Southern Illinois	W, 41-13
Sept. 6	at SMU	W, 18-15
Sept. 14	at Wyoming	7 p.m.
Sept. 21	Kansas State *	TBA
Sept. 28	at Baylor *	TBA
Oct. 12	vs. Arizona *	TBA
Oct. 18	vs. Oklahoma State *	8:15 p.m.
Oct. 26	at UCF *	TBA
Nov. 9	at Utah *	TBA
Nov. 16	vs. Kansas *	TBA
Nov. 23	at Arizona State *	TBA
Nov. 30	vs. Houston *	TBA

\*Indicates Big 12 games

## 2024 Wyoming Alphabetical Roster

No.	Name	Pos.	Ht.	Wt.	Class	Ex.	Hometown (Last School)
12	Kaden Anderson	QB	6-4	221	RFr.	RS	Southlake, Texas (Southlake Carroll)
99	Keelan Anderson	K	5-10	170	Fr.	HS	Cheyenne, Wyo. (South)
25D	Mitchell Anderson	RB	5-8	185	Jr.	SQ	Folsom, Calif. (Folsom)
69	Abraham Bangoura	OL	6-5	295	RFr.	RS	Laramie, Wyo. (Laramie)
72	Caden Barnett	OT	6-5	305	Jr.	2L	Justin, Texas (Northwest)
18	Deyon Batiste	QB	6-5	235	Fr.	HS	Houston, Texas (Cy Park)
46	Dash Bauman	LB	6-2	223	Fr.	HS	Lincoln, Neb. (Lincoln East)
88	Jaylan Bean	WR	6-4	201	So.	JC	Dallas, Texas (Garden City CC, Kan.)
13D	Ian Bell	CB	6-1	191	So.	1L	La Verne, Calif. (Damien)
96	Jordan Bertagnole	DT	6-4	295	Gr.	4L	Casper, Wyo. (Natrona County)
2D	Devin Boddie Jr.	WR	5-11	185	Sr.	1L	Memphis, Tenn. (Vanderbilt)
8D	Tyrese Boss	CB	5-11	180	Fr.	HS	Chino Hills, Calif. (Chino Hills)
82	Bricen Brantley	WR	6-3	172	RFr.	RS	Houston, Texas (Alief)
13	Gage Brook	QB	6-4	219	RFr.	RS	Fort Collins, Colo. (Rocky Mountain))
9	Alex Brown	WR	6-4	202	Sr.	4L	Spring, Texas (Klein Collins)
2	Wrook Brown	N	5-11	187	Jr.	2L	Salado, Texas (Salado)
16	Bleyne Bryant	S	6-1	202	Fr.	HS	Bowling Green, Mo. (Bowling Green)
27	Dontae Burch	RB	5-7	188	Fr.	HS	Kansas City, Mo. (Christ Preparatory Academy)
7	Jayden Clemons	QB	6-1	218	Sr.	1L	Lehi, Utah (University of Utah)
24D	Charlie Coenen	WR	6-0	194	So.	SQ	Chanhausen, Minn. (Chanhausen)
19	Caleb Cooley	WR	5-7	178	Sr.	3L	Chico, Calif. (Butte C.C., Calif.)
75	Alex Conn	OL	6-5	310	Jr.	JC	Derby, Kan. (Iowa Western C.C., Iowa)
68	Cody Crawford	DT	6-1	290	RFr.	RS	Casper, Wyo. (Natrona County)
41	Jack Culbreath	P	6-4	235	Gr	TR	Charlottesville, Va. (V.M.I.)
71	Jake Davies	OT	6-7	295	RFr.	RS	Yorkville, Ill. (Yorkville)
32D	Jevon Davis	FS	6-0	208	Sr.	SQ	Casper, Wyo. (Black Hills State)
12D	Tyrecus Davis	CB	5-10	188	Sr.	1L	Greenville, Texas (Navarro C.C., Texas)
59	Ethan Day	DE	6-4	255	So.	SQ	Copperopolis, Calif. (Modesto C.C. Calif.)
25	Cole DeMarzo	LB	6-4	240	Jr.	2L	Hilton Head, S.C. (Michigan State University)
92	Dante Drake	DT	6-3	285	RFr.	RS	Robinson, Texas (Robinson)
36	Caleb Driskill	FB	6-2	235	Sr.	3L	Gillette, Wyo. (Thunder Basin)
21	Chris Durr Jr.	WR	5-10	171	Fr.	HS	Chicago, Ill. (Morgan Park)
31	Wyett Ekeler	FS	5-11	210	Sr.	3L	Windsor, Colo. (Windsor)
6D	Evan Eller	LB	6-0	232	Gr.	TR	Roanoke, Va. (VMI)
80	Justin Erb	TE	6-2	240	So.	JC	Wakefield, Neb. (Iowa Western C.C., Iowa)
6	Jamari Ferrell	RB	5-8	200	Sr.	1L	Mlssion Viejo, Calif. (Saddleback C.C., Calif.)
94	Ben Florentine	NT	6-1	281	Jr.	2L	Anaheim, Calif. (Servite)
53	Dante Gavito	OL	6-3	282	So.	RS	Fort Lupton, Colo. (Fort Lewis College, Colo.)
65	Nathan Geiger	OL	6-5	295	RFr.	RS	Highlands Ranch, Colo. (Thunder Ridge)
7D	Markie Grant	CB	5-11	166	Fr.	HS	Houston, Texas (Dekaney)
76	Quinn Grovesteen-Matchey	OT	6-6	305	RFr.	RS	Evansville, Wis. (Evansville)
84	John Michael Gyllenborg	TE	6-5	247	Jr.	2L	Leawood, Kan. (Rockhurst)
73	Caleb Hall	OL	6-5	265	Fr.	HS	Carmichael, Calif. (Jesuit)
21D	Nico Hamilton	RB	5-10	206	Fr.	HS	Austin, Texas (Lake Travis)
44D	Tyler Hampton	TE	6-3	241	Jr.	TR	Huntington Beach, Calif. (Golden West College, Calif.)
93	DeVonne Harris	DE	6-4	235	Gr.	4L	Big Lake, Minn. (Big Lake)
54	Sabastian Harsh	DE	6-3	251	Jr.	2L	Scottsbluff, Neb. (Scottsbluff)
36	Jack Harvey	LB	6-1	213	Fr.	HS	Baldwin, Kan. (Baldwin)
78	Alex Haswell	OL	6-5	247	Fr.	HS	Sheridan, Wyo. (Sheridan)
43D	Gavyn Helm	P	6-3	210	Fr.	HS	Windsor, Colo. (Windsor)
14D	Naz Hill	CB	6-3	178	RFr.	RS	Kankakee, Ill. (Kankakee)
46	John Hoyland	PK	5-10	200	Sr.	4L	Broomfield, Colo. (Legacy)
24	Drew Jackson	DB	5-11	160	Fr.	HS	Cheyenne, Wyo. (East)
63	Braylon Jenkins	OL	6-4	307	Fr.	HS	West Des Moines, Iowa (Valley)
70	Rex Johnsen	OG	6-5	296	So.	1L	Logan, Iowa (Logan-Magnolia)
3D	Andrew Johnson	SS	6-1	200	Jr.	1L	Cheyenne, Wyo. (Central)
26	DJ Jones	RB	5-11	207	Gr.	TR	Fayetteville, N.C. (North Carolina)
5	Tyler King	WR	5-9	175	So.	TR	Houston, Texas (Texas Tech University)
78	Wes King	OG	6-5	304	So.	1L	Appleton, Wis. (Appleton North)
14	Kayden LaFramboise	WR	6-4	210	RFr.	RS	Gillette, Wyo. (Thunder Basin)
15	David Leonard	S	5-11	170	Fr.	HS	St. Louis, Mo. (St. Mary's)
74	Brycen Lotz	OL	6-4	280	Fr.	HS	Braham, Minn. (Braham)
35	Kimball Madsen	FB	6-1	233	Jr.	SQ	Mountain View, Wyo. (Mountain View)
40D	Cooper Mailand	FB/TE	6-2	220	RFr.	RS	Dallas, Texas (Parish Episcopal)
21D	Koa McIntyre	SS	6-0	210	So.	RS	Fremont, Neb. (Archbishop Bergan Catholic)
3	Dawaiian McNeely	RB	6-2	213	Sr.	2L	Ceres, Calif. (Central Catholic)
18	Caleb Merritt	CB/WR	5-11	190	So.	1L	St. Louis, Mo. (John Burroughs)

**2024 Wyoming Alphabetical Roster (Continued)**

No.	Name	Pos.	Ht.	Wt.	Class	Ex.	Hometown (Last School)
86	Nick Miles	TE	6-5	255	Sr.	3L	Parker, Colo. (Chaparral)
39	Eltoum Murgus	DE	6-3	205	Fr.	HS	Kansas City, Mo. (North Kansas City)
99	Nathan Murphy	DT	6-3	271	Fr.	HS	Bryan, Texas (Bryan)
85	Clay Nanke	TE	6-6	20	Jr.	TR	Denver, Colo. (Colorado State)
23	Tyler Nystrom	WR	6-2	188	Fr.	HS	Arden Hills, Minn. (Mounds View)
28	Adrian Onyeigo	LB	6-3	213	Fr.	HS	Rogers, Minn. (Rogers)
50	Giovanni Panozzo	OL	6-5	275	Fr.	HS	Arvada, Colo. (Arvada West)
4D	Keany Parks	CB	6-1	190	So.	1L	Kenosha, Wis. (Bradford)
83	Will Pelissier	WR	6-3	211	Gr.	3L	Big Horn, Wyo. (Big Horn)
20D	Lafai Purcell	S	5-11	182	RFr.	RS	Frederick, Colo. (Frederick)
62	Spencer Rathbun	OL	6-4	272	Fr.	HS	Denver, Colo. (Rock Canyon)
64	Brandt Rice	OL	6-5	295	RFr.	RS	Wausau, Wis. (West)
95	Caleb Robinson	DT	6-2	290	Sr.	4L	Omaha, Neb. (Burke)
26	Gary Rutherford	LB	6-1	225	Fr.	HS	Peoria, Ill. (Peoria )
97	Lucas Samsula	DT	6-4	295	RFr.	RS	Plano, Texas (Plano West)
27	Joaquin Sandoval	DB	5-10	184	Fr.	HS	Glenwood Springs, Colo. (Glenwood Springs)
47	Erik Sandvik	PK	6-1	193	RFr.	RS	Steamboat Springs, Colo. (Steamboat Springs)
57	Luke Sandy	C/OG	6-2	294	So.	1L	Elizabeth, Colo. (Legend)
8	Jaylen Sargent	WR	6-2	187	Jr.	1L	Logan, Utah (Logan)
87	Isaac Schoenfeld	TE	6-5	258	So.	1L	Rock Springs, Wyo. (Rock Springs)
22	Sam Scott	RB	6-2	230	Jr.	2L	Omaha, Neb. (Skutt Catholic)
55	Tegen Seeds	OL	6-0	304	Fr.	HS	Douglas, Wyo. (Douglas)
29	Isaac Sell	CB	5-10	193	Jr.	SQ	Laramie, Wyo. (Laramie)
33	Connor Shay	LB	6-2	232	Sr.	3L	Danville, Calif. (Monte Vista)
34	Braden Siders	DE	6-3	252	Jr.	2L	Thornton, Colo. (Ralston Valley)
17D	Malique Singleton	N	6-0	194	So.	SQ	East Anchorage, Alaska (Grandview, Colo.)
55	Kevin Sjogren	DE	6-5	240	So.	1L	Palisade, Colo. (Palisade)
11	Justin Stevenson	WR	6-1	192	RFr.	RS	Katy, Texas (Paetow)
43	Shae Suiaunoa	LB	6-3	231	Gr.	4L	Houston, Texas (Clear Lake)
45	Read Sunn	LB/LS	6-2	231	Jr.	3L	Wasilla, Alaska (Christ School, N.C.)
17	Evan Svoboda	QB	6-5	245	Jr.	1L	Mesa, Ariz. (Snow C.C., Utah)
49	Nic Talich	LB	6-0	220	Jr.	2L	Cody, Wyo. (Cody)
23D	Jones Thomas	S	6-2	197	RFr.	RS	Fort Collins, Colo. (Poudre)
30D	Miles Tucker	S	6-0	186	RFr.	RS	Pleasanton, Calif. (Amador Valley)
77	Nofoafia Tulafono	C	6-2	325	Sr.	4L	Victorville, Calif. (Oak Hills)
58	Jordan Turnbull	DE	6-5	235	RFr.	RS	Evergreen, Colo. (Evergreen)
35D	Nikos Varelas	S	5-10	190	RFr.	RS	San Antonio, Texas (Clark)
88D	Tell Wade	DE	6-3	249	RFr.	RS	Wray, Colo. (Wray)
79	Jack Walsh	OG/OT	6-3	312	Jr.	2L	Palatine, Ill. (Fremd)
60	Wyatt Walters	OL	6-4	297	RFr.	RS	Aurora, Colo. (Grandview)
4	Harrison Waylee	RB	5-10	212	Sr.	1L	Johnston, Iowa (Northern Illinois University)
40	Tyce Westland	DE	6-5	240	Jr.	1L	Pleasanton, Neb. (Pleasanton)
42	Isaac White	SS	6-1	201	Sr.	3L	Pottstown, Pa. (Malvern Prep)
11	Charles Williams	CB	6-0	163	Fr.	HS	Sausalito, Calif. (Marian Catholic)
91	Jaden Williams	DT	6-4	290	So.	1L	Inglewood, Calif. (Campbell Hall)
98	Jayden Williams	DT	6-3	290	RFr.	RS	Bryan, Texas (Rudder)
89	Jake Wilson	TE	6-5	223	Fr.	HS	Montgomery, Texas (Montgomery)
52	Carson York	LS	6-1	215	Jr.	2L	McKinney, Texas (Rock Hill)
44	Micah Young	LB	6-2	218	Jr.	2L	San Antonio, Texas (Southside)

**Experience Codes**

- 1L One-Year Letterman
- 2L Two-Year Letterman
- 3L Three-Year Letterman
- HS High School Player the Previous Season
- JC Junior College Player the Previous Season
- RS Redshirted Previous Season
- SQ Squad Member Previous Season But Didn't Earn Letter
- TR Transfer From Another Four-Year School

**Head Coach:** Jay Sawvel (Mount Union '93)

**Overall Record:** 0-0, First Season

**Record at Wyoming:** Same

**Offensive Coaching Staff**

**Offensive Coordinator/Quarterbacks**

Jay Johnson (Northern Iowa '92)

**Associate Head Coach/**

**Offensive Passing-Game Coordinator/WRs**

Mike Grant (Nebraska '93)

**Executive Director of Recruiting/RBs**

Gordie Haug (Bemidji State '09)

**Co-Special Teams Coordinator/Tight Ends/**

**Fullbacks**

Shannon Moore (Black Hills State '00)

**Offensive Line**

Joe Tripodi (Northwestern '06)

**Defensive Coaching Staff**

**Defensive Coordinator/Linebackers**

Aaron Bohl (MSU Moorhead '16)

**Co-Special Teams Coordinator/Cornerbacks**

Benny Boyd (Aurora '00)

**Defensive Ends**

Brian Hendricks (Wyoming '11)

**Defensive Tackles**

Jeff Phelps (Ball State '98)

**Safeties**

Jason Petrino (Carroll College '99)

**Administrative Staff**

**Associate A.D. for Football Operations**

Nick Fulton (Sioux Falls '04)

**Director of Player Personnel**

Kirby O'Meara (Central Arkansas '13)

**Director of On-Campus Recruiting**

Samantha Patten (Florida '20)

## 2024 Wyoming Numerical Roster

No.	Name	Pos.	Ht.	Wt.	Class	Ex.	Hometown (Last School)
2	Wrook Brown	N	5-11	187	Jr.	2L	Salado, Texas (Salado)
2D	Devin Boddie Jr.	WR	5-11	185	Sr.	1L	Memphis, Tenn. (Vanderbilt)
3	Dawaiian McNeely	RB	6-2	213	Sr.	2L	Ceres, Calif. (Central Catholic)
3D	Andrew Johnson	SS	6-1	200	Jr.	1L	Cheyenne, Wyo. (Central)
4	Harrison Waylee	RB	5-10	212	Sr.	1L	Johnston, Iowa (Northern Illinois University)
4D	Keany Parks	CB	6-1	190	So.	1L	Kenosha, Wis. (Bradford)
5	Tyler King	WR	5-9	175	So.	TR	Houston, Texas (Texas Tech University)
6	Jamari Ferrell	RB	5-8	200	Sr.	1L	Mission Viejo, Calif. (Saddleback C.C., Calif.)
6D	Evan Eller	LB	6-0	232	Gr.	TR	Roanoke, Va. (VMI)
7	Jayden Clemons	QB	6-1	218	Sr.	1L	Lehi, Utah (University of Utah)
7D	Markie Grant	CB	5-11	166	Fr.	HS	Houston, Texas (Dekaney)
8	Jaylen Sargent	WR	6-2	187	Jr.	1L	Logan, Utah (Logan)
8D	Tyrese Boss	CB	5-11	180	Fr.	HS	Chino Hills, Calif. (Chino Hills)
9	Alex Brown	WR	6-4	202	Sr.	4L	Spring, Texas (Klein Collins)
11	Justin Stevenson	WR	6-1	192	RFr.	RS	Katy, Texas (Paetow)
11D	Charles Williams	CB	6-0	163	Fr.	HS	Sausalito, Calif. (Marian Catholic)
12	Kaden Anderson	QB	6-4	221	RFr.	RS	Southlake, Texas (Southlake Carroll)
12D	Tyrecus Davis	CB	5-10	188	Sr.	1L	Greenville, Texas (Navarro C.C., Texas)
13	Gage Brook	QB	6-4	219	RFr.	RS	Fort Collins, Colo. (Rocky Mountain)
13D	Ian Bell	CB	6-1	191	So.	1L	La Verne, Calif. (Damien)
14	Kayden LaFramboise	WR	6-4	210	RFr.	RS	Gillette, Wyo. (Thunder Basin)
14D	Naz Hill	CB	6-3	178	RFr.	RS	Kankakee, Ill. (Kankakee)
15	Chris Durr Jr.	WR	5-10	171	Fr.	HS	Chicago, Ill. (Morgan Park)
15D	David Leonard	S	5-11	170	Fr.	HS	St. Louis, Mo. (St. Mary's)
16	Bleyne Bryant	S	6-1	202	Fr.	HS	Bowling Green, Mo. (Bowling Green)
17	Evan Svoboda	QB	6-5	245	Jr.	1L	Mesa, Ariz. (Snow C.C., Utah)
17D	Malique Singleton	N	6-0	194	So.	SQ	East Anchorage, Alaska (Grandview, Colo.)
18	Deyon Batiste	QB	6-5	235	Fr.	HS	Houston, Texas (Cy Park)
18D	Caleb Merritt	CB/WR	5-11	190	So.	1L	St. Louis, Mo. (John Burroughs)
19	Caleb Cooley	WR	5-7	178	Sr.	3L	Chico, Calif. (Butte C.C., Calif.)
20	Lafai Purcell	S	5-11	182	RFr.	RS	Frederick, Colo. (Frederick)
21D	Koa McIntyre	SS	6-0	210	So.	SQ	Fremont, Neb. (Archbishop Bergan Catholic)
21	Nico Hamilton	RB	5-10	206	Fr.	HS	Austin, Texas (Lake Travis)
22	Sam Scott	RB	6-2	230	Jr.	2L	Omaha, Neb. (Skutt Catholic)
23	Tyler Nystrom	WR	6-2	188	Fr.	HS	Arden Hills, Minn. (Mounds View)
23D	Jones Thomas	S	6-2	197	RFr.	RS	Fort Collins, Colo. (Poudre)
24	Charlie Coenen	WR	6-0	194	So.	SQ	Chanhassen, Minn. (Chanhassen)
24D	Drew Jackson	DB	5-11	160	Fr.	HS	Cheyenne, Wyo. (East)
25	Cole DeMarzo	LB	6-4	240	Jr.	2L	Hilton Head, S.C. (Michigan State University)
25D	Mitchell Anderson	WR	5-8	185	Jr.	SQ	Folsom, Calif. (Folsom)
26	DJ Jones	RB	5-11	207	Gr.	TR	Fayetteville, N.C. (North Carolina)
26D	Gary Rutherford	LB	6-1	225	Fr.	HS	Peoria, Ill. (Peoria)
27	Joaquin Sandoval	DB	5-10	184	Fr.	HS	Glenwood Springs, Colo. (Glenwood Springs)
27D	Dontae Burch	RB	5-7	188	Fr.	HS	Kansas City, Mo. (Christ Preparatory Academy)
28	Adrian Onyeigo	LB	6-3	213	Fr.	HS	Rogers, Minn. (Rogers)
29	Isaac Sell	CB	5-10	193	Jr.	SQ	Laramie, Wyo. (Laramie)
30	Miles Tucker	S	6-0	186	RFr.	RS	Pleasanton, Calif. (Amador Valley)
31	Wyett Ekeler	FS	5-11	210	Sr.	3L	Windsor, Colo. (Windsor)
32	Jevon Davis	FS	6-0	208	Sr.	SQ	Casper, Wyo. (Black Hills State)
33	Connor Shay	LB	6-2	232	Sr.	3L	Danville, Calif. (Monte Vista)
34	Braden Siders	DE	6-3	252	Jr.	2L	Thornton, Colo. (Ralston Valley)
35	Kimball Madsen	FB	6-1	233	Jr.	SQ	Mountain View, Wyo. (Mountain View)
35D	Nikos Varelas	S	5-10	190	RFr.	RS	San Antonio, Texas (Clark)
36	Caleb Driskill	FB	6-2	235	Sr.	3L	Gillette, Wyo. (Thunder Basin)
36D	Jack Harvey	LB	6-1	213	Fr.	HS	Baldwin, Kan. (Baldwin)
39	Eltoum Murgus	DE	6-3	205	Fr.	HS	Kansas City, Mo. (North Kansas City)
40	Tyce Westland	DE	6-5	240	Jr.	1L	Pleasanton, Neb. (Pleasanton)
40D	Cooper Mailand	FB/TE	6-2	220	RFr.	RS	Dallas, Texas (Parish Episcopal)
41	Jack Culbreath	P	6-4	235	Gr.	TR	Charlottesville, Va. (V.M.I.)
42	Isaac White	SS	6-1	201	Sr.	3L	Pottstown, Pa. (Malvern Prep)
43	Shae Suiaunoa	LB	6-3	231	Gr.	4L	Houston, Texas (Clear Lake)
43D	Gavyn Helm	P	6-3	210	Fr.	HS	Windsor, Colo. (Windsor)
44	Micah Young	LB	6-2	218	Jr.	2L	San Antonio, Texas (Southside)
44D	Tyler Hampton	TE	6-3	241	Jr.	TR	Huntington Beach, Calif. (Golden West College, Calif.)
45	Read Sunn	LB/LS	6-2	231	Jr.	3L	Wasilla, Alaska (Christ School, N.C.)
46	John Hoyland	PK	5-10	200	Sr.	4L	Broomfield, Colo. (Legacy)
46D	Dash Bauman	LB	6-2	223	Fr.	HS	Lincoln, Neb. (Lincoln East)
47	Erik Sandvik	PK	6-1	193	RFr.	RS	Steamboat Springs, Colo. (Steamboat Springs)

**2024 Spring Wyoming Numerical Roster (Continued)**

No.	Name	Pos.	Ht.	Wt.	Class	Ex.	Hometown (Last School)
49	Nic Talich	LB	6-0	220	Jr.	2L	Cody, Wyo. (Cody)
50	Giovanni Panozzo	OL	6-5	275	Fr.	HS	Arvada, Colo. (Arvada West)
52	Carson York	LS	6-1	215	Jr.	2L	McKinney, Texas (Rock Hill)
53	Dante Gavito	OL	6-3	285	So.	RS	Fort Lupton, Colo. (Fort Lewis College, Colo.)
54	Sabastian Harsh	DE	6-3	251	Jr.	2L	Scottsbluff, Neb. (Scottsbluff)
55	Tegen Seeds	OL	6-0	304	Fr	HS	Douglas, Wyo. (Douglas)
55	Kevin Sjogren	DE	6-5	240	So.	1L	Palisade, Colo. (Palisade)
57	Luke Sandy	C/OG	6-2	294	So.	1L	Elizabeth, Colo. (Legend)
58	Jordan Turnbull	DE	6-5	235	RFr.	RS	Evergreen, Colo. (Evergreen)
59	Ethan Day	DE	6-4	255	So.	SQ	Copperopolis, Calif. (Modesto C.C., Calif.)
60	Wyatt Walters	OL	6-4	297	RFr.	RS	Aurora, Colo. (Grandview)
62	Spencer Rathbun	OL	6-4	272	Fr.	HS	Denver, Colo. (Rock Canyon)
63	Braylon Jenkins	OL	6-4	307	Fr.	HS	West Des Moines, Iowa (Valley)
64	Brandt Rice	OL	6-5	295	RFr.	RS	Wausau, Wis. (West)
65	Nathan Geiger	OL	6-5	295	RFr.	RS	Highlands Ranch, Colo. (Thunder Ridge)
68	Cody Crawford	DT	6-1	290	RFr.	RS	Casper, Wyo. (Natrona County)
69	Abraham Bangoura	OL	6-5	295	RFr.	RS	Laramie, Wyo. (Laramie)
70	Rex Johnsen	OG	6-5	296	So.	1L	Logan, Iowa (Logan-Magnolia)
71	Jake Davies	OT	6-7	295	RFr.	RS	Yorkville, Ill. (Yorkville)
72	Caden Barnett	OT	6-5	305	Jr.	2L	Justin, Texas (Northwest)
73	Caleb Hall	OL	6-5	265	Fr.	HS	Carmichael, Calif. (Jesuit)
74	Brycen Lotz	OL	6-4	280	Fr.	HS	Braham, Minn. (Braham)
75	Alex Conn	OL	6-5	310	Jr.	JC	Derby, Kan. (Iowa Western C.C., Iowa)
76	Quinn Grovesteen-Matchey	OT	6-6	305	RFr.	RS	Evansville, Wis. (Evansville)
77	Nofoafia Tulafono	C	6-2	325	Sr.	4L	Victorville, Calif. (Oak Hills)
78	Wes King	OG	6-5	304	So.	1L	Appleton, Wis. (Appleton North)
78D	Alex Haswell	OL	6-5	247	Fr.	HS	Sheridan, Wyo. (Sheridan)
79	Jack Walsh	OG/OT	6-3	312	Jr.	2L	Palatine, Ill. (Fremd)
80	Justin Erb	TE	6-2	240	Jr.	SQ	Wakefield, Neb. (Iowa Western C.C., Iowa)
82	Bricen Brantley	WR	6-3	172	RFr.	RS	Houston, Texas (Alief)
83	Will Pelissier	WR	6-3	211	Gr.	3L	Big Horn, Wyo. (Big Horn)
84	John Michael Gyllenborg	TE	6-5	247	Jr.	2L	Leawood, Kan. (Rockhurst)
85	Clay Nanke	TE	6-6	230	Jr.	TR	Denver, Colo. (Colorado State)
86	Nick Miles	TE	6-5	255	Sr.	3L	Parker, Colo. (Chaparral)
87	Isaac Schoenfeld	TE	6-5	258	So.	1L	Rock Springs, Wyo. (Rock Springs)
88	Jaylan Bean	WR	6-4	201	So.	JC	Dallas, Texas (Garden City CC, Kan.)
88D	Tell Wade	DE	6-3	249	RFr.	RS	Wray, Colo. (Wray)
89D	Jake Wilson	TE	6-5	223	Fr.	HS	Montgomery, Texas (Montgomery)
91	Jaden Williams	DT	6-4	290	So.	1L	Inglewood, Calif. (Campbell Hall)
92	Dante Drake	DT	6-3	285	RFr.	RS	Robinson, Texas (Robinson)
93	DeVonne Harris	DE	6-4	235	Gr.	4L	Big Lake, Minn. (Big Lake)
94	Ben Florentine	NT	6-1	281	Jr.	2L	Anaheim, Calif. (Servite)
95	Caleb Robinson	DT	6-2	290	Sr.	4L	Omaha, Neb. (Burke)
96	Jordan Bertagnole	DT	6-4	295	Gr.	4L	Casper, Wyo. (Natrona County)
97	Lucas Samsula	DT	6-4	295	RFr.	RS	Plano, Texas (Plano West)
98	Jayden Williams	DT	6-3	290	RFr..	RS	Bryan, Texas (Rudder)
99	Keelan Anderson	K	5-10	170	Fr.	HS	Cheyenne, Wyo. (South)
99D	Nathan Murphy	DT	6-3	271	Fr.	HS	Bryan, Texas (Bryan)

Player	Pronunciation
Abraham Bangoura	bang-OR-uh
Jordan Bertagnole	burt-uh-NO-lee
Devin Boddie Jr.	BAH-dee (BODY)
Tyrecus Davis	tie-REEK-us (Rhymes with SEEK)
John Michael Gyllenborg	GILL-un-borg (GILL not JILL)
DeVonne Harris	(duh-VONN)
Cooper Mailand	MAY-lund

Player	Pronunciation
Dawaiian McNeely	duh-WHY-un (Rhymes with Hawaiian)
Keany Parks	kee-ON-ee
Will Pelissier	pell-uh-SEAR (Rhymes with DEAR)
Lucas Samsula	sam-SOO-luh
Kevin Sjogren	SHOE-green (Like a shoe you wear)
Shae Suaiaunoa	SUE-ee-ow-noah (Ow Rhymes with Wow)
Nofoafia Tulafono	nuh-fo-FEE-hu, two-luh-PHONO

**Starters Returning (16)**

(7 offense, 8 defense, 1 special teams)

**Offensive Starters Returning (7)**

No.	Name	Pos.	Ht.	Wt.	Cl.	Ex.	Hometown (Last School)
72	Caden Barnett	OT	6-5	310	Jr.	2L	Justin, Texas (Northwest)
9	Alex Brown	WR	6-4	200	Gr.	3L	Spring, Texas (Klein Collins)
84	John M. Gyllenborg	TE	6-5	245	Jr.	2L	Leawood, Kan. (Rockhurst)
78	Wes King	OG	6-5	303	So.	1L	Appleton, Wis. (Appleton North)
77	Nofoafia Tulafono	C	6-2	324	Sr.	3L	Victorville, Calif. (Oak Hills)
79	Jack Walsh	OG	6-3	313	Jr.	2L	Palatine, Ill. (Fremd)
4	Harrison Waylee	RB	5-10	203	Sr.	1L	Johnston, Iowa (Northern Illinois)

**Defensive Starters Returning (8)**

No.	Name	Pos.	Ht.	Wt.	Cl.	Ex.	Hometown (Last School)
96	Jordan Bertagnole	DT	6-4	290	Gr.	4L	Casper, Wyo. (Natrona County)
2	Wrook Brown	N	5-11	184	Jr.	2L	Salado, Texas (Salado)
12	Tyrecus Davis	CB	5-10	186	Sr.	1L	Greenville, Texas (Navarro C.C.)
31	Wyett Ekeler	FS	5-11	200	Sr.	3L	Windsor, Colo. (Windsor)
93	DeVonne Harris	DE	6-4	240	Gr.	4L	Big Lake, Minn. (Big Lake)
52	Sabastian Harsh	DE	6-3	242	Jr.	2L	Scottsbluff, Neb. (Scottsbluff)
43	Shae Suiaunoa	LB	6-3	232	Gr.	3L	Houston, Texas (Clear Lake)
42	Isaac White	SS	6-1	201	Sr.	3L	Pottstown, Pa. (Malvern Prep)

**Special Teams Starters Returning (1)**

No.	Name	Pos.	Ht.	Wt.	Cl.	Ex.	Hometown (Last School)
46	John Hoyland	PK	5-10	196	Sr.	3L	Broomfield, Colo. (Legacy)

**Starters Lost (8)**

(4 Offense, 3 Defense, 1 Special Teams)

**Offensive Starters Lost (4)**

No.	Name	Pos.	Ht.	Wt.	Cl.	Ex.	Hometown (Last School)
75	Frank Crum	OT	6-7	315	Jr.	3L	Laramie, Wyo. (Laramie)
6	Andrew Peasley	QB	6-2	218	Gr.	1L	La Grande, Ore. (Utah State)
81	Treyton Welch	TE	6-3	241	Jr.	3L	Buffalo, Minn. (Buffalo)
11	Wyatt Wieland	WR	6-1	207	Gr.	4L	Colorado Springs, Colo. (Pine Creek)

**Defensive Starters Lost (3)**

No.	Name	Pos.	Ht.	Wt.	Cl.	Ex.	Hometown (Last School)
28	Easton Gibbs	LB	6-2	230	Jr.	3L	Temecula, Calif. (Temecula Valley)
94	Cole Godbout	NT	6-4	290	Gr.	4L	Hudson, Wis. (Hudson)
7	Jakorey Hawkins	CB	5-11	185	Sr.	1L	Montgomery, Ala. (Ole Miss)

**Special Teams Starters Lost (1)**

No.	Name	Pos.	Ht.	Wt.	Cl.	Ex.	Hometown (Last School)
39	Clayton Stewart	P	6-1	215	Gr..	2L	Flower Mound, Texas (Texas State)

All positions listed are the positions started in 2022.

## Lettermen Returning (46)

(22 Offense, 22 Defense, 2 Special Teams)

## Offensive Lettermen Returning (22)

No.	Name	Pos.	Ht.	Wt.	Cl.	Ex.	Hometown (Last School)
72	Caden Barnett	OT	6-5	310	So.	1L	Justin, Texas (Northwest)
2	Devin Boddie Jr.	WR	5-11	184	Sr.	1L	Memphis, Tenn. (Vanderbilt)
9	Alex Brown	WR	6-4	200	Gr.	4L	Spring, Texas (Klein Collins)
7	Jayden Clemons	QB	6-1	212	Sr.	1L	Lehi, Utah (University of Utah)
19	Caleb Cooley	WR	5-7	174	Sr.	3L	Chico, Calif. (Butte C.C., Calif.)
36	Caleb Driskill	FB	6-2	241	Sr.	3L	Gillette, Wyo. (Thunder Basin)
6	Jamari Ferrell	RB	5-8	194	Sr.	1L	Mission Viejo, Calif. (Saddleback C.C.)
84	John Michael Gyllenborg	TE	6-5	245	Jr.	2L	Leawood, Kan. (Rockhurst)
70	Rex Johnsen	OG	6-5	300	So.	1L	Logan, Iowa (Logan-Magnolia)
78	Wes King	OG	6-5	303	So.	1L	Appleton, Wis. (Appleton North)
3	Dawaiaian McNeely	RB	6-2	204	Sr.	3L	Ceres, Calif. (Central Catholic)
18	Caleb Merritt	WR	5-11	187	So.	1L	St. Louis, Mo. (John Burroughs)
86	Nick Miles	TE	6-5	255	Sr.	3L	Parker, Colo. (Chaparral)
83	Will Pelissier	WR	6-3	210	Gr.	3L	Big Horn, Wyo. (Big Horn)
57	Luke Sandy	COG	6-2	291	So.	1L	Elizabeth, Colo. (Legend)
8	Jaylen Sargent	WR	6-2	182	Jr.	1L	Logan, Utah (Logan)
87	Isaac Schoenfeld	TE	6-5	253	So.	1L	Rock Springs, Wyo. (Rock Springs)
22	Sam Scott	RB	6-2	228	Jr.	2L	Omaha, Neb. (Skutt Catholic)
17	Evan Svoboda	QB	6-5	245	Jr.	1L	Mesa, Ariz. (Snow C.C., Utah)
77	Nofoafia Tulafono	C	6-2	324	Sr.	4L	Victorville, Calif. (Oak Hills)
79	Jack Walsh	OG/OT	6-3	313	Jr.	2L	Palatine, Ill. (Fremd)
4	Harrison Waylee	RB	5-10	203	Sr.	1L	Johnston, Iowa (Northern Illinois)

## Defensive Lettermen Returning (22)

No.	Name	Pos.	Ht.	Wt.	Cl.	Ex.	Hometown (Last School)
13	Ian Bell	CB	6-1	186	So.	1L	La Verne, Calif. (Damien)
96	Jordan Bertagnole	DT	6-4	290	Gr.	4L	Casper, Wyo. (Natrona County)
2	Wrook Brown	N	5-11	184	Jr.	2L	Salado, Texas (Salado)
25	Cole DeMarzo	LB	6-4	239	Jr.	2L	Hilton Head, S.C. (Michigan State University)
12	Tyrecus Davis	CB	5-10	186	Sr.	1L	Greenville, Texas (Navarro C.C.)
31	Wyett Ekeler	FS	5-11	200	Sr.	2L	Windsor, Colo. (Windsor)
94	Ben Florentine	NT	6-1	276	Jr.	2L	Anaheim, Calif. (Servite)
93	DeVonne Harris	DE	6-4	240	Gr.	4L	Big Lake, Minn. (Big Lake)
54	Sabastian Harsh	DE	6-3	242	Jr.	2L	Scottsbluff, Neb. (Scottsbluff)
3	Andrew Johnson	SS	6-1	196	Jr.	1L	Cheyenne, Wyo. (Central)
4	Keany Parks	CB	6-1	168	So.	1L	Kenosha, Wis. (Bradford)
95	Caleb Robinson	DT	6-2	286	Sr.	4L	Omaha, Neb. (Burke)
33	Connor Shay	LB	6-2	232	Sr.	3L	Danville, Calif. (Monte Vista)
34	Braden Siders	DE	6-3	246	Jr.	2L	Thornton, Colo. (Ralston Valley)
55	Kevin Sjogren	DE	6-5	240	So.	1L	Palisade, Colo. (Palisade)
43	Shae Suiaunoa	LB	6-3	232	Gr.	4L	Houston, Texas (Clear Lake)
45	Read Sunn	LB/LS	6-2	231	Jr.	3L	Wasilla, Alaska (Christ School, N.C.)
49	Nic Talich	LB	6-0	215	Jr.	1L	Cody, Wyo. (Cody)
40	Tyce Westland	DE	6-5	239	Jr.	1L	Pleasanton, Neb. (Pleasanton)
42	Isaac White	SS	6-1	201	Sr.	3L	Pottstown, Pa. (Malvern Prep)
91	Jaden Williams	DT	6-4	286	RSo.	1L	Inglewood, Calif. (Campbell Hall)
44	Micah Young	LB	6-2	209	Jr.	2L	San Antonio, Texas (Southside)

## Special Teams Lettermen Returning (2)

No.	Name	Pos.	Ht.	Wt.	Cl.	Ex.	Hometown (Last School)
46	John Hoyland	PK	5-10	196	Sr.	3L	Broomfield, Colo. (Legacy)
52	Carson York	LS	6-1	207	Jr.	2L	McKinney, Texas (Rock Hill)

All positions listed are 2023 projected positions.



## Lettermen Lost (14)

(9 offense, 4 defense, 1 special teams)

## Offensive Lettermen Lost (9)

No.	Name	Pos.	Ht.	Wt.	Cl.	Ex.	Hometown (Last School)
5	Ayir Asante	WR	6-0	178	Jr.	1L	Franklin Township, N.J. (Holy Cross)
75	Frank Crum	OT	6-7	315	Jr.	3L	Laramie, Wyo. (Laramie)
16	Gunner Gentry	WR	6-3	205	Gr.	4L	Aurora, Colo. (Grandview)
21	Jeremy Hollingsworth	RB	5-9	205	Jr.	3L	Longmont, Colo. (Skyline)
20	Ryan Marquez	WR	6-1	204	Gr.	4L	Arvada, Colo. (Ponoma)
88	Colin O'Brian	TE	6-6	240	Sr.	3L	Mission Viejo, Calif. (Saddleback C.C.)
6	Andrew Peasley	QB	6-2	218	Gr.	1L	La Grande, Ore. (Utah State)
81	Treyton Welch	TE	6-3	241	Jr.	3L	Buffalo, Minn. (Buffalo)
11	Wyatt Wieland	WR	6-1	207	Gr.	4L	Colorado Springs, Colo. (Pine Creek)

## Defensive Lettermen Lost (5)

No.	Name	Pos.	Ht.	Wt.	Cl.	Ex.	Hometown (Last School)
8	Buck Coors	N	5-11	191	So.	1L	Loveland, Colo. (Resurrection Christian)
28	Easton Gibbs	LB	6-2	230	Jr.	3L	Temecula, Calif. (Temecula Valley)
94	Cole Godbout	NT	6-4	290	Gr.	4L	Hudson, Wis. (Hudson)
7	Jakorey Hawkins	CB	5-11	185	Sr.	1L	Montgomery, Ala. (Ole Miss)
90	Gavin Meyer	NT	6-4	284	Sr.	4L	Franklin, Wis. (Franklin)

## Special Teams Lettermen Lost (1)

No.	Name	Pos.	Ht.	Wt.	Cl.	Ex.	Hometown (Last School)
39	Clayton Stewart	P	6-1	215	Gr.	2L	Flower Mound, Texas (Texas State)

All positions listed are the positions played in 2022.

# Wyoming Cowboys

## BACKFIELD (15)

<b>Quarterbacks</b>				
	<i>Ht.</i>	<i>Wt.</i>	<i>Cl.</i>	
7	Jayden Clemons	6-1	212	Sr.
12	Kaden Anderson	6-4	223	RFr.
13	Gage Brook	6-4	215	RFr.
17	Evan Svoboda	6-5	245	Jr.
18	Deyon Batiste	6-5	230	Fr.

<b>Running backs</b>				
	<i>Ht.</i>	<i>Wt.</i>	<i>Cl.</i>	
3	Dawain McNeely	6-2	204	Sr.
4	Harrison Waylee	5-10	203	Sr.
6	Jamari Ferrell	5-8	194	Sr.
16	DJ Jones	5-11	204	Sr.
21	Nico Hamilton	5-10	200	Fr.
22	Sam Scott	6-2	228	Jr.
25	Dontae Burch	5-7	177	Fr.

<b>Fullbacks</b>				
	<i>Ht.</i>	<i>Wt.</i>	<i>Cl.</i>	
35	Kimball Madsen	6-1	229	Jr.
36	Caleb Driskill	6-2	241	Sr.
40	Cooper Mailand	6-2	223	RFr.

## DEFENSIVE LINEMEN (18)

<b>Nose Tackles</b>				
	<i>Ht.</i>	<i>Wt.</i>	<i>Cl.</i>	
94	Ben Florentine	6-1	276	Jr.

<b>Defensive Tackles</b>				
	<i>Ht.</i>	<i>Wt.</i>	<i>Cl.</i>	
68	Cody Crawford	6-1	285	RFr.
91	Jaden Williams	6-4	286	So.
92	Dante Drake	6-3	261	So.
95	Caleb Robinson	6-2	286	Sr.
96	Jordan Bertagnole	6-4	290	Sr.
97	Lucas Samsula	6-4	285	RFr.
98	Jayden Williams	6-3	285	RFr.
99	Nathan Murphy	6-3	265	Fr.

<b>Ends</b>				
	<i>Ht.</i>	<i>Wt.</i>	<i>Cl.</i>	
34	Braden Siders	6-3	246	Jr.
39	Eltoum Murgus	6-3	200	Fr.
40	Tyce Westland	6-5	239	Jr.
54	Sabastian Harsh	6-3	242	Jr.
55	Kevin Sjogren	6-5	240	So.
58	Jordan Turnbull	6-5	228	RFr.
59	Ethan Day	6-4	254	So.
88	Tell Wade	6-3	249	RFr.
93	DeVonne Harris	6-4	240	Sr.

## RECEIVERS (21)

<b>Wide Receivers</b>				
	<i>Ht.</i>	<i>Wt.</i>	<i>Cl.</i>	
2	Devin Boddie Jr.	5-11	184	Sr.
5	Tyler King	5-9	174	So.
8	Jaylen Sargent	6-2	182	Jr.
9	Alex Brown	6-4	200	Sr.
11	Justin Stevenson	6-1	191	RFr.
14	Kayden LaFramboise	6-4	210	RFr.
15	Chris Durr Jr.	5-10	162	Fr.
19	Caleb Cooley	5-7	174	Sr.
23	Tyler Nystrom	6-2	180	Fr.
24	Charlie Coenen	6-0	191	So.
33	Trey Olsen	6-1	185	Fr.
82	Bricen Brantley	6-3	166	RFr.
83	Will Pelissier	6-3	210	Sr.
88	Jaylan Bean	6-4	203	So.

<b>Tight Ends</b>				
	<i>Ht.</i>	<i>Wt.</i>	<i>Cl.</i>	
80	Justin Erb	6-2	236	So.
81	Hunter Kallstrom	6-4	225	Fr.
84	John Michael Gyllenborg	6-5	245	Jr.
85	Clay Nanke	6-6	235	Jr.
86	Nick Miles	6-5	255	Sr.
87	Isaac Schoenfeld	6-5	253	So.
89	Jake Wilson	6-5	220	Fr.

## SECONDARY (24)

<b>Cornerbacks</b>				
	<i>Ht.</i>	<i>Wt.</i>	<i>Cl.</i>	
4	Keany Parks	6-1	168	So.
7	Markie Grant	5-11	179	Fr.
8	Tyrese Boss	5-11	170	Fr.
11	Charles Williams	6-0	175	Fr.
12	Tyrecus Davis	5-10	186	Sr.
13	Ian Bell	6-1	186	So.
14	Naz Hill	6-3	175	RFr.
18	Caleb Merritt	5-11	187	So.
29	Isaac Sell	5-10	192	Jr.

<b>Free Safety</b>				
	<i>Ht.</i>	<i>Wt.</i>	<i>Cl.</i>	
31	Wyett Ekeler	5-11	200	Sr.

<b>Strong safety</b>				
	<i>Ht.</i>	<i>Wt.</i>	<i>Cl.</i>	
3	Andrew Johnson	6-1	196	Jr.
21	Koa McIntyre	6-0	206	So.
42	Isaac White	6-1	201	Sr.

<b>Nickel</b>				
	<i>Ht.</i>	<i>Wt.</i>	<i>Cl.</i>	
2	Wrook Brown	5-11	184	Jr.
17	Maliq Singleton	6-0	190	So.

<b>Safety</b>				
	<i>Ht.</i>	<i>Wt.</i>	<i>Cl.</i>	
15	David Leonard	5-11	170	Fr.
16	Bleyne Bryant	6-1	191	Fr.
20	Lafai Purcell	5-11	182	RFr.
23	Jones Thomas	6-2	195	RFr.
30	Miles Tucker	6-0	191	RFr.
32	Jevon Davis	6-0	208	Jr.
35	Nikos Varelas	5-10	191	RFr.

<b>Defensive backs</b>				
	<i>Ht.</i>	<i>Wt.</i>	<i>Cl.</i>	
24	Drew Jackson	5-11	160	Fr.
27	Joaquin Sandoval	5-10	175	Fr.

## OFFENSIVE LINEMEN (21)

<b>Centers</b>				
	<i>Ht.</i>	<i>Wt.</i>	<i>Cl.</i>	
57	Luke Sandy	6-2	230	So.
77	Nofoafia Tulafono	6-2	324	Sr.

<b>Guards</b>				
	<i>Ht.</i>	<i>Wt.</i>	<i>Cl.</i>	
70	Rex Johnson	6-5	300	So.
78	Wes King	6-5	303	So.
79	Jack Walsh	6-3	313	Jr.

<b>Tackles</b>				
	<i>Ht.</i>	<i>Wt.</i>	<i>Cl.</i>	
71	Jake Davies	6-7	286	Fr.
72	Caden Barnett	6-5	310	Jr.
76	Quinn Grovesteen-Matchey	6-6	301	Fr.

<b>Offensive Line</b>				
	<i>Ht.</i>	<i>Wt.</i>	<i>Cl.</i>	
50	Giovanni Panozzo	6-5	265	Fr.
53	Dante Gavito	6-3	282	So.
55	Tegen Seeds	6-0	298	Fr.
60	Wyatt Walters	6-4	296	Fr.
62	Spencer Rathbun	6-4	260	Fr.
63	Braylon Jenkins	6-4	290	Fr.
64	Brandt Rice	6-5	284	Fr.
65	Nathan Geiger	6-5	265	Fr.
66	Alex Haswell	6-5	230	Fr.
69	Abraham Bangoura	6-5	290	Fr.
73	Caleb Hall	6-5	255	Fr.
74	Bryce Lotz	6-4	270	Fr.
75	Alex Conn	6-5	310	Jr.

## LINEBACKERS (11)

<b>Linebackers</b>				
	<i>Ht.</i>	<i>Wt.</i>	<i>Cl.</i>	
6	Evan Eller	6-0	228	Sr.
25	Cole DeMarzo	6-4	239	Jr.
26	Gary Rutherford	6-1	200	Fr.
28	Adrian Onyiego	6-3	208	Fr.
33	Connor Shay	6-2	232	Sr.
43	Shae Suiatunoa	6-3	232	Sr.
44	Micah Young	6-2	209	Jr.
45	Read Sunn	6-2	231	Jr.
46	Dash Bauman	6-2	200	Fr.
49	Nic Talich	6-0	215	Jr.
51	Jack Harvey	6-1	205	Fr.

## SPECIALISTS (5)

<b>Place-kickers</b>				
	<i>Ht.</i>	<i>Wt.</i>	<i>Cl.</i>	
46	John Hoyland	5-10	196	Sr.
47	Erik Sandvik	6-1	190	RFr.
99	Keelan Anderson	5-10	166	Fr.

<b>Place-kickers</b>				
	<i>Ht.</i>	<i>Wt.</i>	<i>Cl.</i>	
41	Gavin Helm	6-3	180	Fr.

<b>Long Snapper</b>				
	<i>Ht.</i>	<i>Wt.</i>	<i>Cl.</i>	
52	Carson York	6-1	207	Jr.

# Wyoming Cowboys

## Depth Chart (Prior to BYU Game)

### Defense

#### Cornerbacks

- 12 Tyrecus Davis (5-10, 188, Sr., Greenville, Texas)
- 13 Ian Bell (6-1, 191, So., La Verne, Calif.)

#### Free Safeties

- 31 Wyatt Ekeler (5-11, 210, Sr., Windsor, Colo.)
- 21 Koa McIntyre (6-0, 210, So., Fremont, Neb.)

#### Strong Safeties

- 42 Isaac White (6-1, 201, Sr., Pottstown, Pa.)
- 3 Andrew Johnson (6-1, 200, Jr., Cheyenne, Wyo.)

#### Cornerbacks

- 4 Keaney Parks (6-1, 190, So., Kenosha, Wis.)
- 18 Caleb Merritt (5-11, 190, So., St. Louis, Mo.)

#### Nickel Backs

- 2 Wrook Brown (5-11, 187, Jr., Salado, Texas)
- 17 Malique Singleton (6-0, 194, So., East Anchorage, Alaska)

#### Middle (MIKE) Linebacker

- 43 Shae Suaunoa (6-3, 231, Gr., Houston, Texas)
- 6 Evan Eller (6-0, 232, Gr., Roanoke, Va.)

#### Weak-Side (WILL) Linebackers

- 33 Connor Shay (6-2, 232, Sr., Danville, Calif.)
- 25 Cole DeMarzo (6-4, 240, Jr., Hillton Head, S.C.)

#### Defensive Ends

- 34 Braden Siders (6-3, 252, Jr., Thornton, Colo.)
- 59 Ethan Day (6-4, 255, So., Copperopolis, Calif.)

#### Nose Tackles

- 94 Ben Florentine (6-1, 281, Jr., Anaheim, Calif.)
- 92 Dante Drake (6-2, 285, So., Robinson, Texas)
- 98 Jayden Williams (6-3, 290, RFr., Bryan, Texas)

#### Defensive Tackles

- 96 Jordan Bertagnole (6-4, 295, Gr., Casper, Wyo.)
- 91 Jaden Williams (6-4, 290, So., Inglewood, Calif.)

#### Defensive Ends

- 54 Sebastian Harsh (6-3, 251, Jr., Scottsbluff, Neb.)
- 40 Tyce Westland (6-5, 240, Jr., Pleasanton, Neb.)

### Specialists

#### Place-kickers (Field Goals/PATs)

- 46 John Hoyland (5-10, 200, Sr., Broomfield, Colo.)
- 47 Erik Sandvik (6-1, 193, RFr., Steamboat Springs, Colo.)

#### Place-kickers (Kickoffs)

- 46 John Hoyland (5-10, 200, Sr., Broomfield, Colo.)
- 47 Erik Sandvik (6-1, 193, RFr., Steamboat Springs, Colo.)

#### Punters

- 41 Jack Culbreath (6-4, 235, Gr., Charlottesville, Va.)
- 43 Gavyn Helm (6-3, 210, Fr., Windsor, Colo.)

#### Holder

- 41 Jack Culbreath (6-4, 235, Gr., Charlottesville, Va.)

### Offense

#### Quarterbacks

- 17 Evan Svoboda (6-5, 245, Jr., Mesa, Ariz.)
- 12 Kaden Anderson (6-4, 221, RFr., Southlake, Texas) **QR**
- 7 Jayden Clemons (6-1, 218, Sr., Lehi, Utah)

#### Running Backs

- 26 DJ Jones (5-11, 207, Gr., Fayetteville, N.C.)
- 6 Jamari Ferrell (5-8, 200, Sr., Mission Viejo, Calif.) **QR**
- 22 Sam Scott (6-2, 230, Jr., Omaha, Neb.)

#### Wide Receivers (X)

- 9 Alex Brown (6-4, 202, Sr., Spring, Texas)
- 83 Will Pelissier (6-3, 211, Gr., Big Horn, Wyo.)

#### Wide Receivers (Z)

- 8 Jaylen Sargent (6-2, 187, Jr., Logan, Utah)
- 11 Justin Stevenson (6-1, 192, RFr., Katy, Texas)

#### Slot Receiver

- 2 Devin Boddie Jr. (5-11, 185, Sr., Memphis, Tenn.)
- 5 Tyler King (5-9, 175, So., Houston, Texas)

#### Tight Ends (Y)

- 84 John Michael Gyllenborg (6-5, 247, Jr., Leawood, Kan.)
- 86 Nick Miles (6-5, 255, Sr., Parker, Colo.)

#### Left Tackles

- 71 Jake Davies (6-7, 295, RFr., Yorkville, Ill.)
- 75 Alex Conn (6-5, 310, Jr. Derby, Kan.)

#### Left Guards

- 78 Wes King (6-5, 304, So., Appleton, Wis.)
- 76 Quinn Grovesteen-Matchey (6-6, 305, RFr., Evansville, Wis.)

#### Centers

- 77 Nofoafia Tulafono (6-2, 325, Sr., Victorville, Calif.)
- 57 Luke Sandy (6-2, 294, So., Elizabeth, Colo.)

#### Right Guards

- 79 Jack Walsh (6-3, 312, Jr., Palatine, Ill.)
- 70 Rex Johnsen (6-5, 296, So., Logan, Iowa)

#### Right Tackles

- 72 Caden Barnett (6-5, 305, Jr., Justin, Texas)
- 63 Braylon Jenkins (6-4, 290, Fr. West Des Moines, Iowa)

### Return Specialists

#### Punt Returners

- 5 Tyler King (5-9, 175, So., Houston, Texas)
- 15 Chris Durr, Jr. (5-10, 171, Fr., Chicago, Ill.)

#### Kickoff Returners (Tandem)

- 5 Tyler King (5-9, 175, So., Houston, Texas)
- 18 Caleb Merritt (5-11, 190, So., St. Louis, Mo.)

#### Long Snappers

- 52 Carson York (6-1, 215, Jr., McKinney, Texas)
- 45 Read Sunn (6-2, 31, Jr., Wasilla, Alaska)

## Jay Sawvel

(Mount Union '93)  
Head Coach, University of Wyoming

Jay Sawvel was introduced by University of Wyoming Athletics Director Tom Burman as the new head coach of the Wyoming Cowboys on Dec. 6, 2023. He officially replaced Craig Bohl following Wyoming's bowl victory against Toledo in the Barstool Sports Arizona Bowl on Dec. 30.

"Jay has done a masterful job in his time at Wyoming building strong relationships with players and staff," Burman said. "His defense embodies Wyoming's culture in that we play physical, disciplined and with passion."

Sawvel is the 33rd coach in Wyoming history and served as the team's defensive coordinator and safeties coach since February of 2020. Over his career, he has been part of 21 teams who advanced to postseason play, including 14 bowl appearances and seven NCAA Playoff appearances.

"His vision on the future of Cowboy Football energized me and I feel he will help us reach a Mountain West Championship in the near future," Burman said.

Sawvel has learned from some of the top minds in college football history. Some of the names include Craig Bohl, Lou Holtz, Roy Kidd and Jerry Kill. Of the seven head coaches that Sawvel has worked for, the group owns over 1,200 wins.

"I'm excited and honored to be the next head football coach at the University of Wyoming," Sawvel said. "I have loved working and learning under head coach Craig Bohl for the last four years. The infrastructure Coach Bohl has put into this program makes me very excited to be

the next leader of this program."

In 2023, the Pokes would win nine games, as it was Wyoming's first nine-win season since 1996 when UW posted a 10-2 season. The Cowboy defense ranked No. 26 in the nation in turnovers gained, which ranked third in the MW. The Cowboys rank seventh in the nation with 11 fumble recoveries. The Wyoming defense ranks No. 24 in the nation in fewest yards allowed per pass attempts. Sawvel's 2023 defense ranks No. 2 in the Mountain West Conference in scoring defense (allowing only 22.3 points per game) and ranks No. 3 in the MW in total defense (allowing opponents only 357.8 yards per game).

Linebacker Easton Gibbs, a first-team All-MW selection finished the 2023 regular season averaging 8.8 tackles per game to rank No. 4 in the Mountain West and No. 29 in the nation. Gibbs recorded over 360 tackles as a Cowboy to rank in the top-10 in school history. He signed as a priority free agent with Seattle Seahawks in April. Defensive tackle Jordan Bertagnole, was a second-team All-MW selection ranking No. 3 among all Mountain West defensive linemen in tackles this season, averaging 4.3 tackles per game. Safety Wyatt Ekeler ranked third on the Cowboy team in tackles this season with 77 and

ranked No. 9 among MW defensive backs in tackles, averaging 5.9 per game. Ekeler was twice named MW Defensive Player of the Week in 2023 and was an honorable mention All-MW selection.

Sawvel's 2022 defense ranked No. 2 in the Mountain West and No. 21 in the nation in sacks, averaging 2.85 per game. His defense



Sawvel was named the 33rd head coach in Cowboy history in December

also ranked No. 2 in the MW and No. 33 in the FBS in defensive touchdowns scored, with two. Sawvel's defense featured three All-MW honorees as selected by coaches and media. Those three were: Easton Gibbs (LB), who earned First Team All-MW; and defensive end DeVonne Harris and cornerback Cam Stone, who both earned Honorable Mention honors. Phil Steele's All-MW team included: Gibbs and Stone on his First Team; defensive tackle Jordan Bertagnole on his Second Team; and Harris on Steele's Fourth Team. Freshman defensive end Braden Siders was also named an Honorable Mention Freshman All-American by College Football News.

The Wyoming Cowboys entered the 2022 college football season as the fourth youngest team in the country. But given that, the Cowboys went on to record a 7-6 record, finish second in the Mountain West Conference Mountain Division and earn a spot in the Barstool Sports Arizona Bowl. Along the way the '22 Pokes defeated rivals Air Force, Colorado State, Hawai'i, Utah State and American Athletic Conference member Tulsa. Wyoming's 7-6 record gave them their fifth winning season in the past seven seasons.

The Cowboy defense in 2021 was one of the top pass defenses in the nation. Wyoming allowed opponents only 189.8 passing yards per game to rank No. 1 in the Mountain West and No. 12 in the nation. The Cowboy defense was also No. 13 in the nation in defensive touchdowns scored, with three. Wyoming held opponents to 23.7 points per game in the 2021 season to rank No. 5 in the MW and No. 43 in the country out of 130 FBS programs. The Cowboys posted a 7-6 record and won their



third consecutive bowl game, with a convincing 52-38 win over Kent State in the Famous Idaho Potato Bowl.

Linebacker Chad Muma was one of six national finalists for the Butkus Award in 2021. Muma earned Second Team All-America honors from the Walter Camp Football Foundation and Pro Football Focus and was a Third Team selection by Associated Press. He was selected as the Sixth Pick in the Third Round (70th overall) by the Jacksonville Jaguars in the 2022 NFL Draft. Sawvel also had six of his defenders earn All-Mountain West Conference honors in 2021. Muma was a First Team selection (MW Coaches/Media and Pro Football Focus), cornerback C.J. Coldon (Second Team MW Coaches/Media), nose tackle Cole Godbout (Second Team Pro Football Focus and Honorable Mention MW Coaches/Media), cornerback Azizi Hearn (Second Team Pro Football Focus), defensive end Garrett Crall (Honorable Mention MW Coaches/Media), linebacker Easton Gibbs (Honorable Mention Pro Football Focus).

In his first season guiding the Wyoming defense as defensive coordinator in 2020, the Cowboys were among the best in the country, ranking No. 16 in the nation in total defense, allowing opponents only 328.0 yards per game. UW's defense also ranked No. 21 in rushing defense (125.3 yards per game), No. 24 in scoring defense (21.0 points per game) and No. 29 in pass defense (202.7 yards per game). Three of his Cowboy defenders earned All-Conference recognition in 2020. Junior linebacker Chad Muma earned First Team All-Mountain West honors from MW head coaches and media. Senior free safety Esaias Gandy earned Honorable Mention honors from the conference head coaches and media, and sophomore cornerback C.J. Coldon earned Fourth Team All-MW from Phil Steele. Before coming to Wyoming, Sawvel served as the defensive coordinator at Wake Forest University in 2017 and '18. He was named the defensive coordinator at Wake Forest in January 2017 and helped the Deacons to the 2017 Belk Bowl. During his first season at the helm of the Wake Forest defense, the Deacons set school records for tackles for loss in a single season and finished the season ranked No. 7 nationally in tackles for loss.

As the cornerbacks coach in 2017, Sawvel coached Essang Bassey, who set a sophomore school record with 19 passes defended and earned Honorable Mention All-ACC honors.

Prior to coaching at Wake Forest, Sawvel served



**Over his career, he has been part of 21 teams who advanced to postseason play, including 14 bowl appearances and seven NCAA Playoff appearances.**

as the defensive coordinator at the University of Minnesota where he constructed a Top 25 ranked defense and helped the Gophers to their best record in 13 seasons in 2016. Minnesota posted a 9-4 record in 2016 and defeated Washington State, 17-12, in the Holiday Bowl. In the Holiday Bowl victory, Minnesota held Washington State's explosive passing offense to just 264 yards, 86 yards below its average, and held the Cougars to their lowest point total of the season.

Sawvel spent six seasons as an assistant at Minnesota. He was the defensive backs and special teams coach from 2011 to 2015. After Jerry Kill's retirement as the head coach at Minnesota, Tracy Claeys was elevated to head coach and Sawvel became the Gophers' defensive coordinator.

Under Sawvel's direction, the 2016 Golden Gopher defense was ranked in the Top 25 in a number of defensive categories including: rushing defense (14th), turnover margin (18th), scoring defense (21st), total defense (21st) and sacks (22nd). In addition, Minnesota ranked 27th nationally in team pass efficiency defense. Sawvel has helped develop several players who went on to play in the NFL. In 2015, two of his players at Minnesota, Eric Murray and Briean Boddy-Calhoun, earned opportunities in the NFL. Murray was a fourth round pick of the Kansas City Chiefs while Boddy-Calhoun signed with the Jacksonville Jaguars as a free agent. In 2014, both Murray and Boddy-Calhoun were named to the All-Big Ten Team following a season in which the Gophers were 18th in the nation in pass defense.

Brock Vereen, a 2014 First Team All-Big Ten se-

lection and another one of Sawvel's pupils, was drafted in the fourth round of the NFL Draft by the Chicago Bears.

For three seasons from 2014 through 2016, Sawvel had at least one of his secondary players selected in the NFL Draft. Sawvel was part of teams that advanced to four conference championships as a collegiate coach.

Prior to his time at Minnesota, he served as the defensive backs coach on Kill's coaching staff at Northern Illinois for three seasons from 2008-10. As secondary coach at Northern Illinois, he mentored Jimmie Ward, a first round pick of the San Francisco 49ers.

Sawvel was a member of the Southern Illinois staff under Kill for seven seasons from 2001-07, working with the secondary and special teams. His first full-time coaching position came at Ferris State for two seasons from 1999-2000, where he coached the defensive backs and special teams.

Sawvel was a three-year letterwinner and an All-Conference linebacker in 1993 at Division III power Mount Union. He earned a bachelor's degree in 1993 in sports management with minors in business administration, information systems and physical education. He began his coaching career as a graduate assistant at Eastern Kentucky in 1994 and moved to Notre Dame as a graduate assistant coach for the 1996-98 seasons. Sawvel owns master's degrees from both Eastern Kentucky and Notre Dame, where he completed his master's in administration.

Sawvel has two daughters, Mackenzie and Miranda.

# Wyoming Cowboys

## Jay Sawvel's Coaching Experience

### Year-by-Year Coaching History

2024-Pres.	Wyoming	Head Coach
2020-2024	Wyoming	Defensive Coordinator/Safeties
2017-18	Wake Forest	Defensive Coordinator/Cornerbacks
2016	Minnesota	Defensive Coordinator/Secondary
2011-15	Minnesota	Secondary/Special Teams
2008-10	N. Illinois	Secondary/Special Teams
2001-07	S. Illinois	Secondary/Special Teams
1999-2000	Ferris State	Secondary/Special Teams
1996-98	Notre Dame	Graduate Assistant
1994-95	E. Kentucky	Graduate Assistant

## Postseason Experience

2022	Wyoming	Arizona Bowl
2021	Wyoming	Famous Idaho Potato Bowl Champions
2017	Wake Forest	Belk Bowl Champions
2016	Minnesota	Holiday Bowl Champions
2015	Minnesota	Quick Lane Bowl Champions
2014	Minnesota	Buffalo Wild Wings Citrus Bowl
2013	Minnesota	Texas Bowl
2012	Minnesota	Texas Bowl
2010	Northern Illinois	Humanitarian Bowl Champions
2009	Northern Illinois	International Bowl
2008	Northern Illinois	Independence Bowl
2007	Southern Illinois	FCS Semifinals
2006	Southern Illinois	FCS Quarterfinals
2005	Southern Illinois	FCS Quarterfinals
2004	Southern Illinois	FCS First Round
2003	Southern Illinois	FCS First Round
1998	Notre Dame	Gator Bowl
1997	Notre Dame	Independence Bowl
1995	Eastern Kentucky	FCS First Round



**Jay Sawvel**

Career Profile

Coaching Experience	
Years at Wyoming:	4th
Years as a College Coach:	29th
Personal	
Children:	Mackenzie and Miranda
Education	
Notre Dame '99	Master's in Administration
Eastern Kentucky '95	Master's Degree
Mount Union '93	Bachelor's in Sports Management
Playing Experience	
Mount Union	Linebacker, 1989-93

# Wyoming Cowboys

## Jay Sawvel's Career Coaching History

### College Head-Coaching Record

Season	School	Overall Record			Conference Record			Conference %	Postseason Finish	Appearance
		W	L	%	W	L	%			
2024	Wyoming	0	2	.000	0	0	.000			

Record as Head Coach (First Season )

### College Assistant-Coaching Record

Season	School	Overall Record		Postseason
		W	L	
2023	Wyoming (Def. Cord./S)	9	4	Arizona Bowl
2022	Wyoming (Def. Cord./S)	7	6	Arizona Bowl
2021	Wyoming (Def. Cord./S)	7	6	Idaho Potato Bowl
2020	Wyoming (Def. Cord./S)	2	4	
2017	Wake Forest (Def. Cord./CB)	8	5	Belk Bowl
2016	Minnesota (Def. Cord./S)	9	4	Holiday Bowl
2015	Minnesota (Secondary/ST)	6	7	Quick Lane Bowl
2014	Minnesota (Secondary/ST)	8	5	Buffalo Wild Wings Citrus Bowl
2013	Minnesota (Secondary/ST)	8	5	Texas Bowl
2012	Minnesota (Secondary/ST)	6	7	Texas Bowl
2011	Minnesota (Secondary/ST)	3	9	
2010	Northern Ill. (Secondary/ST)	11	3	Humanitarian Bowl
2009	Northern Ill. (Secondary/ST)	7	6	International Bowl
2008	Northern Ill. (Secondary/ST)	6	7	Independance Bowl
2007	Southern Ill. (Secondary/ST)	12	2	FCS Semifinals
2006	Southern Ill. (Secondary/ST)	9	4	FCS Playoffs Quarterfinals
2005	Southern Ill. (Secondary/ST)	9	4	FCS Playoffs Quarterfinals
2004	Southern Ill. (Secondary/ST)	10	2	FCS Playoffs First Round
2003	Southern Ill. (Secondary/ST)	10	2	FCS Playoffs First Round
2002	Southern Ill. (Secondary/ST)	4	8	
2001	Southern Ill. (Secondary/ST)	1	10	
2000	Ferris State (Secondary/ST)	5	6	
1999	Ferris State (Secondary/ST)	7	3	
1998	Notre Dame (GA)	9	3	Gator Bowl
1997	Notre Dame (GA)	7	6	Independance Bowl
1996	Notre Dame (GA)	8	3	
1995	Eastern Kentucky (GA)	10	3	FCS Playoffs First Round
1994	Eastern Kentucky (GA)	9	3	FCS Playoffs Quarterfinals

Record as Assistant Coach (29 years) 199 137

Overall Record as a Head Coach 0-2 (.000), 1st Season

Overall Record as a College Assistant Coach 199-137 (.589) in 29 seasons



# Wyoming Cowboys

## COACHING STAFF



### Associate Head Coach/ Offensive Pass-Game Coordinator/Wide Receivers

Two FBS National Championships.  
19 postseason appearances as a coach, including seventeen bowl games and four Orange Bowl appearances as a coach.

\* On Field on Gameday

**MIKE  
GRANT**



### Offensive Coordinator/ Quarterbacks

He is entering his 29th season as a coach.

Helped lead Michigan State to the 2021 Peach Bowl and was on staff at Georgia for the College Football Playoff Championship.

Has coached or played in 15 postseasons. He led Northern Iowa to three FCS Playoffs as a player.

\* Coaches Booth on Gameday

**JAY JOHNSON**



### Defensive Coordinator/ Linebackers

Five total postseason appearances as a coach all three resulting in bowl victories at Wyoming.

Coached Easton Gibbs and Chad Muma, both are currently in the NFL.

\* Coaches Booth on Gameday

**AARON  
BOHL**



### Co-Special Teams Coordinator/Cornerbacks

22 years of college coaching experience.

Three postseason appearances as a coach.

\* On Field on Gameday

**BENNY  
BOYD**




### Executive Director of Recruiting/Running Backs

Two FCS National Championships.

Nine total postseason appearances as a coach, including four bowl appearances and three bowl wins.

\* On Field on Gameday

**GORDIE  
HAUG**



### Defensive Ends

Four postseason appearances as a coach.

Helped coach Illinois State to the Quarterfinals of the 2019 FCS Playoffs.

Coached Montana to the Second Round of the 2015 FCS Playoffs.

Assistant on Colorado School of Mines staff that earned a First Round bid to the 2014 NCAA Division II Playoffs.

Only current Wyoming coach to have played for the Cowboys (2008-11)

\* On Field on Gameday

**BRIAN  
HENDRICKS**



### Co-Special Teams Coordinator/Tight Ends/ Fullbacks

Three FCS Playoff appearances.

Four bowl game appearances at Wyoming and two bowl wins.

Head-coaching experience at Wyoming Cavalry of the Indoor Football League.

\* On Field on Gameday

**SHANNON  
MOORE**



### Defensive Tackles

18 Bowl Appearances in his career in 25 years of experience. Also one appearance in FCS Playoffs.

Has coached in postseason in 12-straight seasons.

Coached First Round pick Larry English at Northern Illinois.

English was selected 16th by San Diego Chargers.

\* Coaches Booth on Gameday

**JEFF PHELPS**



### Offensive Line

11 bowl appearances as a coach.

Part of a Northern Illinois coaching staff that guided the Huskies to the Orange Bowl at the conclusion of the 2012 season, which was part of the Bowl Championship Series (BCS).

Cowboys were named to Joe Moore Awards Mid-Season watchlist in 2023.

\* On Field on Gameday

**JOE  
TRIPODI**



### Associate Athletics Director for Football Operations

Six total postseason appearances as a coach, including one bowl appearance.

As the Colorado School of Mines offensive coordinator, his 2016 and 2018 teams led the nation in total offense.

He coached the 2016 NCAA Division II National Player of the Year in Harlon Hill Award winner, quarterback Justin Dvonak.

**NICK  
FULTON**



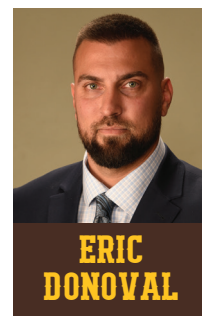
### Director of Player Personnel

Named Director of Player Personnel at University of Wyoming in January 2023. Director of Player Personnel at University of Central Florida (UCF) in 2022.

Assistant Director of Player Personnel at University of Florida from 2018-21.

Personnel Quality Control at University of Arkansas in 2017. Recruiting Specialist at University of Arkansas 2014-16.

**KIRBY  
O'MEARA**



### Director of Sports Performance/ Head Football Strength and Conditioning Coach

He is entering his 15th season as a coach. He is in his seventh season at Wyoming.

Donoval has led his teams to 12 bowl appearances including last season's Arizona Bowl title.

**ERIC  
DONOVAL**



# Wyoming Cowboys



## Box Score (Final) The Automated ScoreBook Wyoming vs Arizona St. (Aug 31, 2024 at Tempe, Arizona)

Score by Quarters	1	2	3	4	Total
Wyoming	0	0	0	7	7
Arizona St.	17	10	21	0	48

Qtr	Time	Scoring play
1st	14:19	ASU - Fiaseu,Zyrus 29 yd INT: INT: (Hershey,Ian kick), 2-1 0:41
	06:19	ASU - Hershey,Ian 29 yd field goal, 7-30 3:42
	00:00	ASU - Brooks,DeCarlos 8 yd run (Hershey,Ian kick), 10-72 5:00
2nd	09:47	ASU - Skattebo,Cam 3 yd run (Hershey,Ian kick), 7-43 3:14
	04:28	ASU - Hershey,Ian 24 yd field goal, 8-52 3:23
3rd	11:03	ASU - Metayer,Chamon 25 yd pass from (Hershey,Ian kick), 9-75 3:57
	06:07	ASU - Wodtly,Justin 6 yd FUMB: FUMB: (Hershey,Ian kick), 2--14 0:38
	03:34	ASU - Brown,Kyson 68 yd pass from (Hershey,Ian kick), 3-67 1:46
4th	00:02	WYO - Durr,Chris 3 yd pass from (Hoyland,John kick), 9-74 2:14

	WYO	ASU
<b>FIRST DOWNS</b>	8	27
<b>RUSHES-YARDS (NET)</b>	32-40	49-241
<b>PASSING YDS (NET)</b>	78	258
Passes Att-Comp-Int	20-10-2	22-14-0
<b>TOTAL OFFENSE PLAYS-YARDS</b>	52-118	71-499
Fumble Returns-Yards	0-0	0-0
Punt Returns-Yards	0-6	0-38
Kickoff Returns-Yards	3-51	1-0
Interception Returns-Yards	0-0	2-47
Punts (Number-Avg)	8-47.0	2-46.0
Fumbles-Lost	2-1	0-0
Penalties-Yards	7-65	4-30
Possession Time	22:56	37:04
Third-Down Conversions	3 of 13	8 of 15
Fourth-Down Conversions	1 of 1	1 of 1
Red-Zone Scores-Chances	1-1	4-5
Sacks By: Number-Yards	2-0	3-0

**RUSHING:** Wyoming-Jones,D.J. 17-43; Scott,Sam 5-26; Boddie,Devin 1-2; Ferrell,Jamari 1-0; Anderson,Kaden 1-0; TEAM 1-minus 1; Svoboda,Evan 6-minus 30. Arizona St.-Skattebo,Cam 11-49; Brooks,DeCarlos 6-47; Leavitt,Sam 8-47; Brown Jr.,Jason 4-33; Brown,Kyson 6-25; McCaskill,Alton 7-17; Sims,Jeff 3-15; Eusebio,Derek 1-5; Smith,Jake 1-3; Tyson,Jordyn 1-1; Peat,Keona 1-minus 1.

**PASSING:** Wyoming-Svoboda,Evan 6-15-2-42; Anderson,Kaden 4-5-0-36. Arizona St.-Leavitt,Sam 14-22-0-258.

**RECEIVING:** Wyoming-Durr,Chris 3-16; Miles,Nick 2-11; King,Tyler 1-23; Boddie,Devin 1-12; Schoenfeld,Isaa 1-7; Jones,D.J. 1-5; Ferrell,Jamari 1-4. Arizona St.-Tyson,Jordyn 4-49; Smith,Jake 3-47; Brown,Kyson 2-73; Metayer,Chamon 2-32; Stovall,Melquan 1-28; Skattebo,Cam 1-17; Guillory,Xavier 1-12.

**INTERCEPTIONS:** Wyoming-None. Arizona St.-Fiaseu,Zyrus 1-29; Elliott,Keyshau 1-18.

**FUMBLES:** Wyoming-TEAM 1-0; Svoboda,Evan 1-1. Arizona St.-None.

Wyoming (0-1) vs. Arizona St. (1-0)  
Date: Aug 31, 2024 • Site: Tempe, Arizona • Stadium: Sun Devil Stadium  
Attendance: 48108

**TACKLES (UA-A):** Wyoming-White,Isaac 6-3; Ekeler,Wyett 5-4; Shay,Connor 5-3; Davis,Tyrecus 5-1; Harsh,Sabastian 4-2; Brown,Wrook 3-2; Williams,Jayden 4-0; Williams,Jaden 0-4; Westland,Tyce 3-0; Suaunoa,Shae 2-1; Parks,Keany 2-1; Johnson,Andrew 0-3; Erb,Justin 1-1; DeMarzo,Cole 1-1; Florentine,Ben 1-1; Siders,Braden 1-1; Bertagnole,Jord 0-2; Day,Ethan 0-2; Harris,DeVonne 1-0; Pelissier,Will 1-0; Drake,Dante 1-0. Arizona St.-Elliott,Keyshau 3-4; Rowser,Myles 4-1; Thunderbird,KV 2-2; Martin,Cole 3-0; Simmons,Shamari 1-2; Abney II,Keith 1-2; Fiaseu,Zyrus 1-2; Smith,Clayton 1-2; Bradley,Keontez 2-0; Warren,Montana 2-0; O'Neal,Elijah 1-1; Wodtly,Justin 0-2; Robinson,Javan 1-0; Fite,C.J. 1-0; Bimage Jr.,Rodn 1-0; Welch,Laterranc 1-0; Deeter,J.P. 1-0; Wilson,Kamari 1-0; Lono-Wong,Blaze 1-0; Hughes,Martell 0-1; Clark,Jeffery 0-1; Jackson,Krew 0-1; Shewell,Ian 0-1; Smith III,Alber 0-1; Symons,Chance 0-1; Swanson,Zac 0-1; Kongaika,Jacob 0-1.

**RECAP:** A pair of early turnovers were too much for the Cowboys to overcome in a 48-7 loss to Big-12 foe Arizona State in the 2024 season opener inside Mountain America Stadium in Tempe, Ariz. on Saturday evening. It was the first meeting between the two schools since 1977.

Arizona State recorded 499 yards of total offense in the contest and held Wyoming to only 118 yards of total offense. ASU passed for 258 yards and recorded 27 first downs in the game and did not record a turnover in the contest.

Wyoming's offense was paced by 43 yards by DJ Jones at running back. Sam Scott added 26 yards on the ground. Chris Durr Jr. added a team-high three catches and a touchdown for quarterback Kaden Anderson.. Tight end Nick Miles added a career-high two catches. The Cowboy defense was led by safeties Isaac White and Wyatt Ekeler each added nine tackles.

Sun Devil quarterback Sam Leavitt added 258 yards passing with two scores. He also added 47 yards rushing.

### OFFENSIVE NOTES

- Quarterback Evan Svoboda made his second career start. He also earned a start on the road at top-25 Texas last season.
- Running back DJ Jones made his first career start in the Brown and Gold.
- Jones rushed for 43 yards on 17 carries
- Wide receiver Chris Durr recorded a catch in the first half. It was the first of his career. He also caught a touchdown in the fourth quarter for the first of his career. He led the team with three catches for 16 yards.
- Tight end Nick Miles recorded a career-high two catches on the night

### DEFENSIVE NOTES

- Defensive end Braden Siders recorded a sack in the second quarter for the 11th of his career.
- Defensive end Tyce Westland recorded a sack, his first of the season and the first for UW this season in the first quarter. It was the first solo sack of his career.
- Safety Issac White recorded nine tackles along with his tandem partner Wyatt Ekeler also added nine tackles.
- Cornerback Tyrecus Davis added six tackles.
- Linebacker Connor Shay recorded a career-high eight tackles.

### SPECIAL TEAM NOTES

- Punter Jack Culbreath made his debut for the Cowboys. He punted the ball eight times averaging 47 yards per punt with three of 50 or more.

# Wyoming Cowboys



## Box Score (Final) The Automated ScoreBook Idaho vs Wyoming (Sep 07, 2024 at Laramie, Wyoming)

Score by Quarters	1	2	3	4	Total
Idaho	7	10	0	0	17
Wyoming	10	0	0	3	13

### Qtr Time Scoring play

1st	12:50	WYO - Hoyland,John 48 yd field goal, 6-44 2:10
	06:36	VANDALS - Cummings,Elisha 3 yd run (Pope,Cameron kick), 7-37 3:57
	02:06	WYO - Boddie,Devin 20 yd pass from (Hoyland,John kick), 9-72 4:23
2nd	11:33	VANDALS - Cox,Jake 2 yd pass from (Pope,Cameron kick), 10-75 5:33
	04:40	VANDALS - Pope,Cameron 49 yd field goal, 7-32 3:43
4th	14:57	WYO - Hoyland,John 22 yd field goal, 8-45 3:29

	VANDALS	WYO
<b>FIRST DOWNS</b>	14	16
<b>RUSHES-YARDS (NET)</b>	39-124	43-144
<b>PASSING YDS (NET)</b>	101	126
Passes Att-Comp-Int	21-12-0	26-10-0
<b>TOTAL OFFENSE PLAYS-YARDS</b>	60-225	69-270
Fumble Returns-Yards	0-0	0-0
Punt Returns-Yards	0-5	0-5
Kickoff Returns-Yards	1-29	1-28
Interception Returns-Yards	0-0	0-0
Punts (Number-Avg)	6-41.7	5-39.4
Fumbles-Lost	1-0	2-1
Penalties-Yards	11-73	9-70
Possession Time	31:20	28:40
Third-Down Conversions	1 of 13	6 of 16
Fourth-Down Conversions	2 of 4	1 of 2
Red-Zone Scores-Chances	2-2	2-2
Sacks By: Number-Yards	4-0	1-0

**RUSHING:** Idaho-Thomas,Nate 15-64; Cummings,Elisha 16-52; Peters,Orion 1-5; Wagner,Jack 6-5; TEAM 1-minus 2. Wyoming-Jones,D.J. 17-80; Svoboda,Evan 14-45; Stevenson,Justi 1-16; Ferrell,Jamari 7-13; McNeely,Dawaiia 1-4; Pellissier,Will 1-3; Scott,Sam 1-minus 2; TEAM 1-minus 15.

**PASSING:** Idaho-Wagner,Jack 12-21-0-101. Wyoming-Svoboda,Evan 10-24-0-126; TEAM 0-1-0-0; Anderson,Kaden 0-1-0-0.

**RECEIVING:** Idaho-Dwyer,Jordan 6-66; Hamper,Mark 2-34; Cox,Jake 2-4; Cummings,Elisha 1-3; Williams,Art 1-minus 6. Wyoming-Boddie,Devin 2-34; Ferrell,Jamari 2-22; Scott,Sam 2-18; Pellissier,Will 1-38; Miles,Nick 1-9; Brown,Alex 1-6; Jones,D.J. 1-minus 1.

**INTERCEPTIONS:** Idaho-None. Wyoming-None.

**FUMBLES:** Idaho-Cummings,Elisha 1-0. Wyoming-Svoboda,Evan 1-0; TEAM 1-1.

Idaho (1-1) vs. Wyoming (0-2)  
Date: Sep 07, 2024 • Site: Laramie, Wyoming • Stadium: Jonah Field at War M  
Attendance: 25070

Kickoff time: 1:35pm • End of Game: 4:47pm • Total elapsed time: 03:12  
Officials: Referee: Hardin,Scott; Umpire: Tucker,Rod; Linesman: Marks,Rob;  
Line judge: Kuntz,Jack; Back judge: Wirfel,Brian; Field judge: Smith,Toreland;  
Side judge: Moku,Duane;

**TACKLES (JA-A):** Idaho-Eck,Jaxton 6-3; Williams,Abraha 5-2; Johnson,Zach 2-3; Beachem,Kyrin 3-1; James-Newby,Key 3-1; Slayton,Xavier 2-2; Afalava,Dallas 2-1; McCormick,Tommy 2-1; Marshall,Andrew 1-2; Notice,Aamarii 1-2; Beard,Ethan 2-0; Lee,Julian 2-0; Brown,Sam 1-1; John,Hayden 0-2; King,Isiah 0-2; Krotzer,Zach 1-0; Williams,Malaka 1-0; Thomas Jr.,Corr 1-0; Larmond,Jahkari 1-0; Hepburn,Cruz 1-0; Barnes,Syrr 1-0; McDougle,Dwayne 1-0; Fisher,Spencer 1-0; Layne,Dylan 0-1.  
Wyoming-Suiaunoa,Shae 5-5; Parks,Keany 4-1; Shay,Connor 4-1; Harsh,Sabastian 3-2; Siders,Braden 3-2; Johnson,Andrew 3-2; Florentine,Ben 4-0; Ekeler,Wyett 3-1; Brown,Wrook 2-1; Williams,Jayden 2-0; Davis,Tyreus 2-0; Day,Ethan 1-1; Bertagnole,Jord 0-2; Erb,Justin 1-0; Nystrom,Tyler 1-0; Westland,Tyce 0-1; Young,Micah 0-1; Eller,Evan 0-1; Harvey,Jack 0-1.

**RECAP:** The Wyoming Cowboys (0-2 Overall) dropped a 17-13 contest to Idaho (1-1 overall) in the home opener inside War Memorial Stadium on Saturday afternoon in Laramie. It marked the first Sell Out in War Memorial Stadium since the Pokes hosted Nebraska in 2011 with 25,070 fans entering the stadium.

Wyoming's defense held the Vandals in check in the second half allowing only 80 yards of total offense, as UW held the Vandals to 225 yards for the game. Wyoming recorded 270 yards of total offense with 144 yards on the ground and 126 through the air. The Cowboys held Idaho to 1-of-13 on third down but were hindered by nine penalties in the contest.

The Pokes got off to an early lead with a field goal from John Hoyland, as he tied the school record of Cooper Rothe with the 59th of his career and later took a 10-7 lead on a touchdown pass from Evan Svoboda to Devin Boddie Jr., But the Vandals added 10 points in the second quarter and held the Cowboys to three points, as Hoyland hit the school record, the Vandals taking the win 17-13.

The contest marked the 400th game in War Memorial Stadium history with the Cowboys remain home next Saturday to take on BYU at 7 p.m. in a Stripe Out.

### TEAM NOTES

- The Cowboys played their 400th game in War Memorial Stadium. Wyoming is 261-132-7 inside The War.
- The Cowboys and Idaho met for the ninth time on Saturday.
- The Cowboys move to 7-2 all-time against the Vandals in a series that dates back over 100 years.
- The contest featured 25,070 fans for the first Sell Out since Wyoming hosted Nebraska in 2011.
- The Cowboys move to 52-12-1 all-time in non-conference home openers.

### OFFENSIVE NOTES

- Wide receiver Devin Boddie, Jr. hauled in a 20-yard touchdown reception in the first quarter for his first as a Cowboy. It was his first since scoring against Stanford at Vanderbilt during the 2021 season on Sept. 18. He finished the game with two catches for 34 yards.
- Quarterback Evan Svoboda threw the first touchdown pass of his career in the first quarter. He threw for 124 yards in the contest.
- Svoboda rushed for a career-high 45 yards in the contest.
- Running back DJ Jones rushed for 80. His previous career high came against Georgia State rushing for 61 yards on Sept. 10, 2022 while at North Carolina.
- Jones also tied a career-high with 17 rushing attempts for the game.
- Wide receiver Justin Stevenson recorded a 16-yard rush for the longest of his career.
- Running back Jamari Ferrell recorded a career-high two catches.

### DEFENSIVE NOTES

- Safety Andrew Johnson made his first career start on Saturday. He finished the game with five tackles on the night.
- Linebacker Shae Suiaunoa recorded 10 tackles for the Cowboys and has recorded double digit tackles four times in his career.
- Suiaunoa also tied a career-high with 1.5 tackles for loss.
- Cornerback Keany Parks recorded a career-high five tackles in the contest.
- Wyoming recorded nine tackles for loss in the game with Sabastian Harsh tying a career-high with two and a half in the contest.
- Nose tackle Ben Florentine recorded a career-high four tackles. He also recorded a career-high two tackles for loss in the contest.

### SPECIAL NOTES

- Cowboy kicker John Hoyland connected on a 48-yard field goal on the opening drive tying Cooper Rothe for school record of 59 field goals.
- Hoyland later connected on a 22-yard field goal for the 60th field goal of his career, which now leaves him alone atop the all-time field goal leaders at Wyoming.
- Punter Jack Culbreath punted the ball five times averaging 39.3 per punt with three inside the 20-yard line.

# Wyoming Cowboys

## Cowboys in the 2024 Mountain West and NCAA Statistical Rankings: Below are where the Wyoming Cowboys ranked during the 2024 season

Statistic	National Rank	Conference Rank	Value	National Leader	Value	Conference Rank	Value
3rd Down Conversion Pct (133 ranked)	104	9	0.310	Arkansas	0.714	Nevada	0.543
3rd Down Conversion Pct Defense (133 ranked)	60	6	0.321	Purdue	0.083	UNLV	0.107
4th Down Conversion Pct (114 ranked)	35	3	0.667	25 teams tied	1.000	New Mexico Fresno St.	1.000 1.000
4th Down Conversion Pct Defense (119 ranked)	95	8	0.600	32 teams tied	0.000	Fresno St. Hawaii	0.000 0.000
Blocked Kicks (6 ranked)				5 teams tied	2	UNLV	1
Blocked Kicks Allowed (131 ranked)	1	1	0	112 teams tied	0	10 teams tied	0
Blocked Punts (3 ranked)				Louisville ULM	2	UNLV	1
Blocked Punts Allowed (123 ranked)	1	1	0	122 teams tied	0	11 teams tied	0
Completion Percentage (133 ranked)	131	11	0.435	Purdue	0.857	Nevada	0.667
Defensive TDs (6 ranked)				Arizona St.	3	New Mexico San Diego St.	2 2
Fewest Penalties (133 ranked)	104	9	16	Miami (OH)	3	Colorado St.	4
Fewest Penalties Per Game (133 ranked)	103	9	8.00	Colorado St. Kansas	2.00	Colorado St.	2.00
Fewest Penalty Yards (133 ranked)	103	7	135	Miami (OH)	15	Colorado St.	32
Fewest Penalty Yards Per Game (133 ranked)	102	7	67.50	Western Mich.	13.50	Colorado St.	16.00
First Downs Defense (133 ranked)	96	8	41	Purdue	11	Air Force	25
First Downs Offense (133 ranked)	128	12	24	Ole Miss	71	Nevada	58
Fumbles Lost (133 ranked)	107	11	2	47 teams tied	0	Air Force Boise St. Utah St.	0 0 0
Fumbles Recovered (33 ranked)				Oklahoma	5	4 teams tied	3
Kickoff Return Defense (133 ranked)	129	11	29.00	4 teams tied	0.00	Hawaii	1.00
Kickoff Returns (123 ranked)	65	3	19.75	Oregon	60.00	Utah St.	23.00
Net Punting (133 ranked)	47	2	40.77	Baylor	50.75	Hawaii	41.31
Passes Had Intercepted (133 ranked)	77	5	2	37 teams tied	0	Nevada San Diego St.	0 0
Passes Intercepted (67 ranked)				California	7	San Jose St.	4
Passing Offense (133 ranked)	131	11	102.0	Ole Miss	463.0	Fresno St.	296.5
Passing Yards Allowed (133 ranked)	59	3	179.5	Missouri	41.0	San Jose St.	116.5
Passing Yards per Completion (133 ranked)	108	9	10.20	Washington St.	20.31	UNLV	19.00
Punt Return Defense (133 ranked)	83	3	7.17	Boston College	-8.00	UNLV	0.50
Punt Returns (133 ranked)	98	9	3.67	Colorado St.	78.00	Colorado St.	78.00
Red Zone Defense (86 ranked)	71	6	0.857	4 teams tied	0.000	UNLV	0.333
Red Zone Offense (133 ranked)	1	1	1.000	41 teams tied	1.000	5 teams tied	1.000
Rushing Defense (133 ranked)	105	10	182.5	Ole Miss	27.0	UNLV	52.5
Rushing Offense (133 ranked)	111	9	92.0	UCF	419.0	UNLV	349.0
Sacks Allowed (133 ranked)	118	12	3.50	15 teams tied	0.00	Air Force New Mexico	0.00 0.00
Scoring Defense (133 ranked)	112	9	32.5	Missouri Purdue	0.0	UNLV	10.5 0.0
Scoring Offense (133 ranked)	128	12	10.0	Ole Miss	64.0	UNLV	49.5
Tackles for Loss Allowed (133 ranked)	74	8	5.50	Army West Point Navy	1.00	Air Force	3.00 1.00
Team Passing Efficiency (133 ranked)	132	11	86.38	Boston College	245.83	UNLV	175.11
Team Passing Efficiency Defense (133 ranked)	115	10	153.62	Missouri	45.39	San Jose St.	70.28
Team Sacks (118 ranked)	78	5	1.50	Louisiana Tech	6.00	Boise St.	4.00
Team Tackles for Loss (133 ranked)	40	2	7.0	Duke	13.5	Hawaii	8.5
Time of Possession (133 ranked)	117	11	25:48	Oregon St.	39:18	Nevada	34:22
Total Defense (133 ranked)	86	7	362.0	Missouri	127.0	Air Force	264.5
Total Offense (133 ranked)	132	12	194.0	Ole Miss	713.5	Boise St.	510.0
Turnover Margin (133 ranked)	126	12	-2.00	California Illinois Oklahoma	3.50	San Jose St.	1.50 3.50 3.50
Turnovers Gained (98 ranked)				California Illinois Oklahoma	8	San Jose St.	7 8 8
Turnovers Lost (133 ranked)	107	9	4	11 teams tied	0	Boise St.	1

# Wyoming Cowboys

## Cowboys in the 2024 Mountain West and NCAA Statistical Rankings: Below are where the Wyoming Cowboys ranked during the 2024 season

Statistic	Player	National Rank	Conference Rank	Value		
All Purpose (197 ranked)				Desmond Reid, Pittsburgh	244.00	Ashton Jeanty, Boise St. 235.50
Blocked Kicks (1 ranked)				Zeek Biggers, Georgia Tech Cade Haberman, NIU	2 2	
Combined Kick Returns (196 ranked)	Tyler King	57	4	76 Xavier Townsend, UCF	203	Tylan Hines, Hawaii 144
Completion Percentage (125 ranked)	Evan Svoboda	123	11	0.410 Hudson Card, Purdue	0.960	Brendon Lewis, Nevada 0.667
Completions Per Game (98 ranked)				Behren Morton, Texas Tech	32.00	Mikey Keene, Fresno St. 23.00
Field Goal Percentage (106 ranked)	John Hoyland	69	4	0.667 40 players tied	1.000	Kansei Matsuzawa, Hawaii 1.000
Field Goals Per Game (124 ranked)	John Hoyland	63	3	1.00 Mateen Bhaghani, UCLA Kade Hensley, Coastal Carolina Logan Ward, Oklahoma St.	3.00 3.00 3.00	Caden Chittenden, UNLV 2.50
Forced Fumbles (9 ranked)	Ben Florentine	9	2	0.50 Andrew Simpson, Boise St.	1.50	Andrew Simpson, Boise St. 1.50
Fumbles Recovered (1 ranked)				129 players tied	1	18 players tied 1
Interceptions Per Game (15 ranked)				Glendon Miller, Maryland Nohl Williams, California	1.5 1.5	Jalen Catalon, UNLV 1.0
Kickoff Return TDs (1 ranked)				6 players tied	1	
Kickoff Returns (60 ranked)	Tyler King	15	1	25.3 Drae McCray, Texas Tech	55.0	Tyler King, Wyoming 25.3
Passes Defended (58 ranked)				K.J. Wallace, UCLA	4.0	Caleb Brown, Hawaii 2.0
Passing Efficiency (125 ranked)	Evan Svoboda	124	11	75.4 Jaxson Dart, Ole Miss	247.4	Matthew Sluka, UNLV 160.0
Passing TDs (37 ranked)				Kyle McCord, Syracuse Garrett Nussmeier, LSU	8 8	Emmett Brown, San Jose St. 5 Brendon Lewis, Nevada 5 Matthew Sluka, UNLV 5
Passing Yards (130 ranked)				Jaxson Dart, Ole Miss	795	Mikey Keene, Fresno St. 593
Passing Yards Per Game (130 ranked)				Jaxson Dart, Ole Miss	397.5	Mikey Keene, Fresno St. 296.5
Passing Yards per Completion (125 ranked)	Evan Svoboda	86	5	10.50 John Mateer, Washington St.	23.35	Matthew Sluka, UNLV 16.57
Points Responsible For (118 ranked)				Ashton Jeanty, Boise St. Jalen Milroe, Alabama Chandler Morris, North Texas	54 54 54	Ashton Jeanty, Boise St. 54
Points Responsible For Per Game (118 ranked)				Kadin Semonza, Ball St.	30.0	Ashton Jeanty, Boise St. 27.0
Punt Return TDs (1 ranked)				18 players tied	1	Tory Horton, Colorado St. 1 Tylan Hines, Hawaii 1 Jalen Moss, Fresno St. 1
Punt Returns (72 ranked)	Caleb Cooley	67	4	3.7 Tiger Bachmeier, Stanford	34.0	Tylan Hines, Hawaii 27.7
Punting (65 ranked)	Jack Culbreath	23	5	44.1 Palmer Williams, Baylor	57.9	Luke Freer, Air Force 47.9
Receiving TDs (24 ranked)				Kyren Lacy, LSU Tetairoa McMillan, Arizona Trebor Pena, Syracuse	4 4 4	Nick Nash, San Jose St. 3 Ricky White III, UNLV 3
Receiving Yards (198 ranked)				Tai Felton, Maryland	330	Mac Dalena, Fresno St. 302
Receiving Yards Per Game (195 ranked)				Tai Felton, Maryland	165.0	Mac Dalena, Fresno St. 151.0
Receptions Per Game (180 ranked)				Josh Kelly, Texas Tech	9.5	Nick Nash, San Jose St. 8.5
Rush Yards Per Carry (139 ranked)	D.J. Jones Evan Svoboda	105 139	10 13	3.62 John Mateer, Washington St.	10.96	Ashton Jeanty, Boise St. 10.20
Rushing TDs (14 ranked)				Ashton Jeanty, Boise St.	9	Ashton Jeanty, Boise St. 9
Rushing Yards (196 ranked)	D.J. Jones	99	11	123 Ashton Jeanty, Boise St.	459	Ashton Jeanty, Boise St. 459
Rushing Yards Per Game (199 ranked)	D.J. Jones	99	11	61.5 Ashton Jeanty, Boise St.	229.5	Ashton Jeanty, Boise St. 229.5
Sacks (105 ranked)	Sabastian Harsh Braden Siders Tyce Westland	105 105 105	4 4 4	0.50 Jahvaree Ritzie, North Carolina 0.50 0.50	2.50	Jackson Woodard, UNLV 1.50
Scoring (158 ranked)				Ashton Jeanty, Boise St.	27.0	Ashton Jeanty, Boise St. 27.0
Solo Tackles (45 ranked)				Trey Rucker, Oklahoma St.	10.0	Jordan Pollard, San Jose St. 6.5
Tackles For Loss (80 ranked)	Sabastian Harsh	80	6	1.3 Fadil Diggs, Syracuse Will Heldt, Purdue Kolbe Fields, Louisiana Tech	3.0 3.0 3.0	Jackson Woodard, UNLV 2.0
Total Interceptions (12 ranked)				Glendon Miller, Maryland Nohl Williams, California	3 3	Jalen Catalon, UNLV 2
Total Offense (199 ranked)	Evan Svoboda	162	13	91.5 Jaxson Dart, Ole Miss	407.0	Devon Dampier, New Mexico 298.0
Total Points Scored (150 ranked)				Ashton Jeanty, Boise St.	54	Ashton Jeanty, Boise St. 54
Total Tackles (424 ranked)	Connor Shay Wyett Ekeler Shae Suaiaunoa Sabastian Harsh	151 151 151 251	17 17 17 31	6.5 Trey Rucker, Oklahoma St. 6.5 6.5 5.5	16.0	Jordan Pollard, San Jose St. 12.5
Total Touchdowns (77 ranked)				Ashton Jeanty, Boise St.	9	Ashton Jeanty, Boise St. 9
Yards per Pass Attempt (125 ranked)	Evan Svoboda	123	11	4.31 DJ Lagway, Florida	15.71	Emmett Brown, San Jose St. 8.48
Yards per Reception (200 ranked)				Antario Brown, NIU	42.75	Kyrese White, Utah St. 29.20

# Wyoming Cowboys

## Game-by-Game Rushing

### 2024 GBG Rushing (Att-Yds-TD)

	Total	ASU	Idaho	BYU	UNT	AFA	SDSU	SJSU	USU	UNM	CSU	BSU	WSU
Jones,D.J.	34-123/0	17-43/0	17-80/0										
Scott,Sam	6-24/0	5-26/0	1--2/0										
Stevenson,Justi	1-16/0	-	1-16/0										
Svoboda,Evan	20-15/0	6--30/0	14-45/0										
Ferrell,Jamari	8-13/0	1-0/0	7-13/0										
McNeely,Dawaiia	1-4/0	DNP	1-4/0										
Pelissier,Will	1-3/0	-	1-3/0										
Boddie,Devin	1-2/0	1-2/0	-										
Anderson,Kaden	1-0/0	1-0/0	-										

### 2023 GBG Rushing (Att-Yds-TD)

	Total	TTU	PSU	TEXAS	App St.	UNM	Fresno St.	AFA	Boise St.	CSU	UNLV	UH	Nev	Toledo
Waylee, Harris	164-947/5	DNP	DNP	18-110/1	17-156/1	18-191/1	22-83/0	DNP	10-18/0	29-128/0	8-29/0	11-70/1	13-71/1	18-91/0
Scott, Sam RB	49-237/2	7-44/1	11-70/0	-	-	2-4/0	-	14-43/0	1-9/0	4-18/1	6-16/0	2-18/0	1-6/0	1-9/0
Ferrell, Jamari RB	52-188/1	7-21/0	5-18/1	1-7/0	DNP	2-2/0	2-9/0	7-30/0	3-13/0	DNP	2-4/0	6-23/0	12-36/0	5-25/0
Svoboda, Evan QB	25-80/2	3-8/0	-	5--13/0	DNP	2-8/0	3-9/0	DNP	-	DNP	-	3-15/1	4-27/0	5-26/1
Boddie, Devin WR	4-26/0	-	1--4/0	-	1-26/0	-	1-3/0	-	DNP	-	-	-	-	1-1/0
Pelissier, Will WR	3-6/0	DNP	DNP	DNP	DNP	DNP	1-4/0	-	1-4/0	-	1--2/0	-	-	--

### 2022 GBG Rushing (Att-Yds-TD)

	Total	Illinois	TULSA	UNC	AFA	BYU	SJSU	UNM	USU	HAWAII	CSU	BSU	FSU	Ohio
McNeely,Dawaiia	63-356/1	DNP	6-26/0	14-48/0	7-42/0	5-33/0	4-5/0	12-62/0	-	4-81/1	6-21/0	5-38/0	DNP	DNP
Clemons, Jayden QB	15-68/1	DNP	DNP	-	DNP	DNP	1-0/0	DNP	DNP	DNP	5-32/1	7-26/0	DNP	2-10/0
Pelissier, Will WR	6-38/0	-	2-19/0	-	1-1/0	-	DNP	DNP	1-13/0	1-4/0	1-1/0	-	DNP	DNP
Scott, Sam	3-11/0	-	DNP	-	-	-	-	-	-	-	-	-	-	3-11/0

### 2021 GBG Rushing (Att-Yds-TD)

	Total	MSU	NIU	BaST	UCONN	AFA	FSU	UNM	SJSU	CSU	BSU	USU	HH	Kent
McNeely,Dawaiia	17-113/1	DNP	DNP	6-48/1	1--1/0	1--1/0	-	-	1-11/0	3-24/0	DNP	5-32/0	DNP	-

### 2020 GBG Rushing

#### (Att-Yds-TD)

	Total	Nevada	Hawaii	CSU	UNLV	UNM	BSU
MCNEELY, D. RB	14-55/0	DNP	-	-	13-54/0	1-1/0	-

# Wyoming Cowboys

## Game-by-Game Receiving

### 2024 Receiving GBG (Att-Yds-TD)

Total	ASU	Idaho	BYU	UNT	AFA	SDSU	SJSU	USU	UNM	CSU	BSU	WSC
Boddie, Devin	3-46/1	1-12/0	2-34/1									
Pelissier, Will	1-38/0	-	1-38/0									
Ferrell, Jamari	3-26/0	1-4/0	2-22/0									
King, Tyler	1-23/0	-										
Miles, Nick	3-20/0	2-11/0	1-9/0									
Scott, Sam	2-18/0	2-18/0										
Durr, Chris	3-16/1	3-16/1	-									
Schoenfeld, Isaa	1-7/0	1-7/0	-									
Brown, Alex	1-6/0	-	1-6/0									
Jones, D.J.	2-4/0	1--1/0										

### 2023 Receiving GBG (Att-Yds-TD)

Total	TTU	PSU	TEXAS	App St.	UNM	Fresno St.	AFA	Boise St.	CSU	UNLV	UH	Nev.	Toledo	
Gyllenborg, Joh	23-360/3	5-37/1	2-22/0	1-8/0	-	1-25/0	-	2-40/0	3-24/1	1-4/0	1-28/0	3-128/1	-	4/44
Brown, Alex WR	8-106/0	-	DNP	-	1-5/0	1-12/0	1-11/0	-	1-8/0	2-32/0	-	-	1-28/0	1/10
Scott, Sam RB	11-77/0	3-7/0	-	-	-	-	3-43/0	-	3-21/0	2-6/0	-	-	-	-
Pelissier, Will WR	7-79/1	DNP	DNP	DNP	DNP	DNP	-	1-12/0	-	1-5/0	2-15/0	1-9/0	1-34/1	1/4
Waylee, HARRISO	12-66/0	DNP	DNP	-	1-7/0	-	2-14/0	DNP	1-1/0	1-12/0	1--1/0	1-11/0	2-19/0	3/3
Boddie, Devin WR	6-48/0	-	-	3-25/0	-	1-14/0	1-3/0	-	DNP	-	-	-	-	1/6
Miles, Nick TE	1-22/0	-	-	-	-	-	1-22/0	-	-	DNP	-	--	--	--
Driskill, Caleb FB	2-15/1	1-4/1	-	-	-	-	-	-	-	-	-	-	1-11/0	--
Sargent, Jalen WR	1-15/0	-	1-15/0	-	DNP	DNP	DNP	-	DNP	-	DNP	-	DNP	--
Ferrell, Jamari RB	2-7/0	-	-	-	DNP	-	1-6/0	-	-	DNP	-	-	1-1/0	--

### 2022 Receiving GBG (Att-Yds-TD)

Total	Illinos	Tulsa	UNC	AFA	BYU	SJSU	UNM	USU	Hawaii	CSU	BSU	FSU	Ohio
Pelissier, Will WR	8-101/1	1-5/0	3-67/1	-	3-21/0	1-8/0	DNP	DNP	-	-	-	DNP	DNP
Brown, Alex WR	6-69/1	-	DNP	1-4/0	1-5/0	-	-	-	-	1-32/1	-	DNP	3-28/0
Gyllenborg, Joh	3-21/0	-	DNP	-	-	-	-	-	-	-	-	3-21/0	-
Sargent, Jalen WR	2-12/0	DNP	DNP	DNP	DNP	DNP	-	DNP	DNP	DNP	DNP	-	2-12/0
Miles, Nick TE	1-11/0	-	DNP	-	-	-	-	DNP	-	-	-	1-11/0	-
Driskill, Caleb FB	1-1/0	DNP	-	-	-	DNP	-	-	-	-	-	-	1-1/0

### 2021 Receiving GBG (Att-Yds-TD)

Total	MSU	NIU	BaSt	UConn	AFA	FSU	UNM	SJSU	CSU	BSU	USU	HAWAII	Kent
Pelissier, Will WR	8-101/1	1-5/0	3-67/1	-	3-21/0	1-8/0	DNP	DNP	-	-	-	-	-
Brown, Alex WR	2-9/0	-	DNP	1-4/0	1-5/0	-	-	-	-	-	-	-	-

# Wyoming Cowboys

## Game-by-Game Passing

2024

#17 Evan Svoboda	Att	Comp	Int	Pct	Yards	TD	Long	Sack	Yds	Effic
Arizona St.	15	6	2	40.0	42	0	12	3	0	36.9
Idaho	24	10	0	41.7	126	1	38	4	0	99.5
<b>TOTALS</b>	<b>39</b>	<b>16</b>	<b>2</b>	<b>41.0</b>	<b>168</b>	<b>1</b>	<b>38</b>	<b>7</b>	<b>0</b>	<b>75.4</b>

2024

#12 Kaden Anderson	Att	Comp	Int	Pct	Yards	TD	Long	Sack	Yds	Effic
Arizona St.	5	4	0	80.0	36	1	23	0	0	206.5
Idaho	1	0	0	0.0	0	0	0	0	0	0.0
<b>TOTALS</b>	<b>6</b>	<b>4</b>	<b>0</b>	<b>66.7</b>	<b>36</b>	<b>1</b>	<b>23</b>	<b>0</b>	<b>0</b>	<b>172.1</b>

2023

#17 Evan Svoboda	Comp	Att	Int	Pct	Yards	TD	Long	Sack	Yds	Effic
Texas	17	28	1	60.7	137	0	20	1	0	94.4
Boise State	1	0	0	0.0	0	0	0	0	0	0.0
UNLV	6	4	0	66.7	32	0	19	0	0	111.5
Toledo	1	2	0	50.0	16	0	16	0	0	
<b>TOTALS</b>	<b>23</b>	<b>38</b>	<b>1</b>	<b>60.5</b>	<b>200</b>	<b>0</b>	<b>20</b>	<b>1</b>	<b>0</b>	<b>99.5</b>

2022

#7 Jaden Clemons	Att	Comp	Int	Pct	Yards	TD	Long	Sack	Yds	Effic
San Jose St.	2	2	0	100.0	25	0	25	0	0	205.0
Colorado St.	11	7	0	63.6	90	1	32	0	0	162.4
Boise St.	16	3	3	18.8	30	0	17	0	0	-3.0
<b>TOTALS</b>	<b>29</b>	<b>12</b>	<b>3</b>	<b>41.4</b>	<b>145</b>	<b>1</b>	<b>32</b>	<b>0</b>	<b>0</b>	<b>74.1</b>

# Wyoming Cowboys

## 2024 Game-by-Game Tackles (Solo-Assist)

	S-UA	Total	ASU	Idaho	BYU	UNT	AFA	SDSU	SJSU	USU	Boise St.	UNM	CSU	BSU	WSU
Ekeler, Wyatt	8-5	13	5-4	3-1											
Shay, Connor	9-4	13	5-3	4-1											
Suaiaunoa, Shae	7-6	13	2-1	5-5											
Harsh, Sabastian	7-4	11	4-2	3-2											
White, Isaac 6-3	9	6-3	DNP												
Parks, Keany	6-2	8	2-1	4-1											
Brown, Wrook	5-3	8	3-2	2-1											
Davis, Tyrecus	7-1	8	5-1	2-0											
Johnson, Andrew	3-5	8	0-3	3-2											
Siders, Braden	4-3	7	1-1	3-2											
Williams, Jayden	6-0	6	4-0	2-0											
Florentine, Ben	4-1	5	1-1	3-0											
Williams, Jaden	0-4	4	0-4	-											
Westland, Tyce	3-1	4	3-0	0-1											
Bertagnole, Jord	1-4	5	0-2	1-2											
Day, Ethan 1-3	4	0-2	1-1												
Erb, Justin 2-1	3	1-1	1-0												
DeMarzo, Cole	1-1	2	1-1	-											
Pelissier, Will	1-0	1	1-0	-											
Drake, Dante	1-0	1	1-0	-											
Harris, DeVonne	1-0	1	1-0	DNP											
Eller, Evan 0-1	1	-	0-1	-											
Young, Micah	0-1	1	-	0-1											

## 2023 Game-by-Game Tackles (Solo-Assist)

	S-UA	TOTAL	TTU	PSU	TEXAS	App St.	UNM	Fresno St.	AFA	Boise St.	CSU	UNLV	UH	Nev	Toledo
Suiunoa, Shae	60-33	93	8-4	3-1	1-4	7-2	4-1	9-3	5-1	5-6	3-4	5-2	4-2	3-1	3-2
Ekeler, Wyatt	49-28	77	3-4	6-1	3-6	6-2	3-1	2-1	4-4	4-4	7-0	4-1	2-2	3-2	2-0
White, Isaac	33-28	61	2-2	5-2	1-3	3-5	2-3	3-0	2-7	3-0	3-1	1-5	4-0	3-0	1-0
Bertagnole, Jord	27-33	60	2-4	4-3	1-3	4-4	-	1-3	1-1	4-2	0-4	2-7	4-1	2-0	2-1
Harsh, Sabastia	30-20	50	4-0	2-1	6-1	1-3	2-1	DNP	4-4	2-0	3-2	1-4	0-1	3-3	2-0
Brown, Wrook	34-13	47	4-1	7-1	2-1	4-3	5-0	3-1	-	5-3	DNP	0-2	DNP	3-0	1-1
Harris, DeVonne	20-15	35	2-0	3-1	DNP	5-4	1-0	1-0	1-0	3-2	2-3	0-3	2-1	-	0-1
Davis, Tyrecus	24-3	27	5-2	2-0	1-1	1-0	DNP	DNP	DNP	DNP	1-0	5-0	5-0	3-0	1-0
Siders, Braden	15-11	26	2-0	0-2	1-1	2-0	DNP	DNP	4-1	0-2	-	0-2	3-1	1-2	2-0
Westland, Tyce	8-10	18	-	-	0-1	-	2-1	1-1	-	1-1	-	2-3	1-1	0-2	1-0
Shay, Connor	8-7	15	-	1-1	-	-	1-0	-	-	3-1	-	2-3	1-1	-	0-1
DeMarzo, Cole	8-6	14	0-1	1-1	1-0	-	-	1-0	3-2	-	-	0-1	2-0	0-1	-
Florentine, Ben	7-4	11	1-0	1-1	1-1	1-0	1-0	0-1	-	0-1	-	-	-	2-0	DNP
Robinson, Caleb	5-4	9	2-0	0-1	-	DNP	-	DNP	-	1-1	-	-	1-0	0-2	1-0
Johnson, Andrew	4-3	7	0-1	1-1	-	-	-	-	-	-	1-0	-	1-0	1-0	0-1
Young, Micah	1-5	6	-	-	0-1	-	1-0	0-1	-	0-1	-	0-2	-	-	-
Bell, Ian	2-4	6	DNP	-	-	-	0-2	-	-	-	-	1-2	-	-	1-0
York, Carson	2-1	3	-	-	1-0	-	-	0-1	-	-	-	-	-	-	1-0
Sjogren, Kevin	1-2	3	DNP	DNP	DNP	DNP	1-2	DNP	DNP	DNP	DNP	DNP	-	DNP	DNP
Williams, Jaden	1-1	2	1-0	DNP	DNP	DNP	DNP	DNP	DNP	DNP	DNP	DNP	0-1	DNP	DNP
Talich, Nic	1-1	2	0-1	-	-	-	-	-	-	-	-	-	1-0	-	-
Sunn, Read	0-1	1	-	-	-	-	-	-	-	-	-	-	-	-	0-1
Singleton, Mali	1-0	1	DNP	DNP	DNP	DNP	-	DNP	1-0	DNP	DNP	DNP	-	DNP	DNP

## 2022 Game-by-Game Tackles (Solo-Assist)

	S-UA	TOTAL	Illinois	Tulsa	UNC	AFA	BYU	SJSU	UNM	USU	Hawaii	CSU	BSU	FSU	Ohio
Suaiaunoa, Shae	43-30	73	5-1	5-2	5-3	4-0	2-3	2-1	3-4	3-1	5-3	1-6	4-3	0-1	4-2
Ekeler, Wyatt	44-23	67	4-2	3-3	5-0	2-0	2-3	6-1	0-1	4-0	5-2	0-5	8-4	3-1	2-1
White, Isaac	46-19	65	3-0	3-0	3-0	3-1	5-2	1-2	4-0	4-2	5-1	3-6	4-4	3-1	5-0
Harris, DeVonne	30-26	56	2-4	3-1	2-1	2-1	1-1	2-1	1-3	5-2	4-0	0-4	4-5	1-0	3-3
Bertagnole, J.	25-26	51	2-1	3-2	1-0	1-5	5-2	4-1	1-2	4-5	2-1	1-6	DNP	DNP	1-1
Siders, Braden	35-9	44	2-1	1-0	0-1	6-0	2-2	2-1	4-1	2-1	2-0	1-1	3-1	4-0	6-0
Brown, Wrook	24-13	37	1-4	-	0-1	-	-	1-0	7-3	2-1	3-0	0-1	2-2	3-0	5-1
DeMarzo, Cole	9-15	24	3-2	0-2	0-1	1-1	-	1-2	-	-	-	1-2	1-1	0-4	2-0
Robinson, Caleb	7-7	14	-	0-1	-	1-0	-	0-1	1-1	1-2	1-0	0-1	0-1	3-0	-
Sunn, Read	3-5	8	0-1	0-1	-	1-3	-	-	1-0	-	1-0	-	-	-	-
Young, Micah	3-0	3	-	DNP	-	-	-	1-0	1-0	-	-	-	-	-	1-0
Shay, Connor	0-3	3	0-1	DNP	-	-	-	-	-	-	-	0-1	-	0-1	-
York, Carson	1-1	2	-	-	-	-	-	-	-	-	-	-	-	-	1-1
Williams, Jaden	1-1	2	DNP	DNP	DNP	DNP	DNP	DNP	DNP	DNP	DNP	DNP	DNP	0-1	1-0
Florentine, Ben	1-0	1	DNP	DNP	DNP	DNP	DNP	DNP	DNP	DNP	DNP	DNP	-	1-0	DNP

## 2021 Game-by-Game Tackles (Solo-Assist)

	S-UA	TOTAL	MSU	NIU	BaSt	UCONN	AFA	FSU	UNM	SJSU	CSU	BSU	USU	UH	Kent
White, Isaac	26-7	33	DNP	-	-	DNP	-	-	-	3-1	4-0	3-2	2-2	8-1	6-1
Robinson, Caleb	11-6	17	DNP	DNP	-	DNP	2-1	2-1	DNP	1-1	1-3	2-0	DNP	3-0	-
Harsh, Sabastian	5-2	7	DNP	-	-	0-1	-	-	-	1-1	1-0	DNP	1-0	-	2-0
Ekeler, Wyatt	5-1	6	-	-	1-0	-	DNP	-	1-0	1-0	1-0	1-0	-	-	0-1
Harris, DeVonne	2-2	4	DNP	DNP	-	DNP	DNP	1-1	DNP	0-1	-	-	1-0	-	-
Suaiaunoa, Shae	1-3	4	DNP	0-2	-	DNP	-	-	-	-	0-1	DNP	1-0	-	-
Shay, Connor	1-2	3	DNP	-	-	0-1	-	-	-	-	0-1	-	-	1-0	-

## 2020 Game-by-Game Tackles (Solo-Assist)

	Total	Nevada	Hawaii	CSU	UNLV	UNM	BSU
BERTAGNOLE, J DL	10-21/31	3-0	3-4	0-8	0-3	1-5	3-1
SUIAUNOA, Shae LB	2-6/8	1-1	-	-	-	1-4	0-1
ROBINSON, Caleb DL	1-2/3	DNP	DNP	1-1	0-1	DNP	-
EKELER, Wyatt LB		1-0/1	DNP	1-0	DNP	DNP	DNP
WHITE, Issac DB		0-1/1	DNP	DNP	0-1	DNP	DNP

## 2019 Game-by-Game Tackles (Solo-Assist)

	Total	Mizzou	TXST	Idaho	Tulsa	UNLV	SDSU	UNM	Nevada	BSU	USU	CSU	AFA	GSU	
SUAUNOA, Shae	0-1	1	DNP	DNP	DNP	DNP	DNP	-	DNP	DNP	DNP	-	DNP	DNP	0-1



# Wyoming Cowboys

## Game-by-Game Tackles for Loss

### 2023 Game-By-Game Tackles for Loss (Solo-Assist)

	Total	ASU	Idaho	BYU	UNT	AFA	SDSU	SJSU	USU	UNM	CSU	BSU	WSU
Shay, Connor	1.0/2	1.0/2											
Williams, Jayden	1.0/1	1.0/1											
Westland, Tyce	1.5/5	1.0/5	0.5/0										
Demarzo, Cole	1.0/1	1.0/1											
Siders, Braden	2.0/12	1.0/9	1.0/3										
Suiaunua, Shae	1.5/4		1.5/4										
Parks, Keany	0.5/1		0.5/1										
Harsh, Sabastian	2.5/7		2.5/7										
Florentine, Ben	1.0/6		1.0/6										
Ekeler, Wyatt	1.0/5		1.0/5										
Bertagnole, Jordan	1.0/3		1.0/3										

### 2023 Game-By-Game Tackles for Loss (Solo-Assist)

	Total	TTU	PSU	Texas	App St.	UNM	Fresno St.	AFA	Boise St.	CSU	UNLV	UH	Nev	Toledo
Suiaunua, Shae	6.0/33	1.0/1	1.5/12				1.0/6		1.5/5		0.5/1	0.5/8		
Harris, Devonne	4.0/29	1.0/6			1.0/3		1.0/13					1.0/7		
Siders, Braden	5.0/20	1.0/5	0.5/6									2.0/5	1.5/4	
Jaden Williams	1.0/6	1.0/6												
Ekeler, Wyatt	5.5/27	--	2.0/2			2.0/20						1.5/5		
White, Isaac	2.0/13	--	0.5/3			0.5/2							1.0/8	
Bertagnole, Jordan	5.0/19	--	1.0/2									2.0/8	2.0/7	
Harsh, Sabastian	9.0/33	--	--	2.0/13				1.0/2	1.0/1	1.0/2	0.5/1	2.0/8	2.5/11	1.0/3
Brown, Wrook	1.0/1	--	--	--	--	1.0/1								
Westland, Tyce	4.5/17	--	--	--	--	0.5/2				1.0/5		1.0/4	1.0/4	1.0/2
Gibbs, Easton	4.0/17						1.0/3			1.5/2	1.0/8	0.5/7		
Robinson, Claeb	1.0/3									1.0/3				
DeMarzo, Cole	1.0/3											1.0/3		

### 2022 Game-By-Game Tackles for Loss (Solo-Assist)

	Total	Illinois	Tulsa	UNC	AFA	BYU	SJSU	UNM	USU	Hawaii	CSU	BSU	FSU	Ohio
BERTAGNOLE, Jordan	7.5/59	1.0/1	1.0/28				1.0/10	2.0/4			2.5/6			
SUIAUNUA, Shae	4.5/23	1.0/2	1.0/4	1.0/10	1.0/3						0.3/4			
HARRIS, DeVonne	13.0/54	1.0/2	1.0/2		1.0/2		1.0/11	1.0/3	3.0/12	3.0/11		1.0/1	1.0/10	
SIDERS, Braden	12.5/48	--	1.0/1			2.0/10	--	2.0/5	1.5/6	1.0/6		1.0/5	1.0/2	3.0/13
SUNN, Read	0.5/0	--	--	--	0.5/0									
DEMARZO, Cole	0.5/1	--	--	--	0.5/1									
BROWN, WROOK	1.5/5	--	--	--	--	--	--	0.5/1	1.0/1					1.0/4
WHITE, Issac	4.0/10	--	--	--	--	--	--	--	1.5/6				0.5/0	1.0/3
Ekeler, Wyatt	1.0/1	--	--	--	--	--	--	--	1.0/1					

### 2021 Game-By-Game Tackles for Loss (Solo-Assist)

	Total	MSU	NIU	BaSt	UCONN	AFA	FSU	UNM	SJSU	CSU	BSU	USU	Hawaii	Kent
Bertagnole, Jordan	3.5/11	1.0/5	--						0.5/1	0.5/1	0.5/1			1.0/3
Robinson, C.	1.0/2												1.0/2	
White, Issac	2.0/8													2.0/8

### 2020 Game-By-Game Tackles for Loss (Solo-Assist)

	Total	Nevada	Hawaii	CSU	UNLV	UNM	BSU
BERTAGNOLE, J DL	5-3/6.5	1.0-5	2.5-15	0.5-2	0.5-0	-	2.0-2
HARRIS, D. DL	1-0/1.0	-	-	DNP	-	-	1.0-1
WHITE, Issac DB	0-1/0.5	DNP	DNP	DNP	0.5-1	DNP	DNP
ROBINSON, Caleb DL	0-1/0.5	DNP	DNP	DNP	0.5-1	-	DNP

### Game-by-Game Sacks

#### 2024 Game-by-Game Sacks (Solo-Assist)

	Total	ASU	Idaho	BYU	UNT	AFA	SDSU	SJSU	USU	UNM	CSU	BSU	WSU
Westland, Tyce	1.0/5	1.0/5											
Siders, Braden	1.0/9	1.0/9											
Harsh, sabastian	1.0/4	1.0/4											

#### 2023 Game-by-Game Sacks (Solo-Assist)

	Total	TTU	PSU	Texas	App St.	UNM	Fresno St.	AFA	Boise St.	CSU	UNLV	UH	Nev	Toledo
Harris, Devonne	4.0/29	1.0/6			1.0/3		1.0/9					1.0/7		
Siders, Braden	4.0/19	1.0/5	0.5/6									1.0/4	1.5/4	
Jaden Williams	1.0/6	1.0/6												
Bertagnole, Jordan	2.0/4	--	1.0/2										1.0/2	
Godbout, Cole	2.0/10	--	1.5/8				0.5/2							
Suiaunua, Shae	4.5/34	--	1.0/10				1.0/6					0.5/8	2.0/10	
Harsh, Sabastian	1.0/10	--	--	1.0/10										
Ekeler, Wyatt	2.0/20	--	--	--	--	2.0/20								
Gibbs, Easton	2.0/17						0.5/2		1.0/8			0.5/7		
White, Isaac	1.0/8												1.0/8	
Westland, Tyce	0.5/3												0.5/3	

#### 2022 Game-by-Game Sacks (Solo-Assist)

	Total	Illinois	Tulsa	UNC	AFA	BYU	SJSU	UNM	USU	Hawaii	CSU	BSU	FSU	Ohio
SUIAUNNOA, Shae	2.5/18	--	1.0/4	1.0/10							0.5/4			
BERTAGNOLE, Jord	5.5/57	--	1.0/28				1.0/10		1.0/2		2.0/16			
HARRIS, DeVonne	8.0/40	--	1.0/4		1.0/2		1.0/11	1.0/3	3.0/12				1.0/10	
SIDERS, Braden	6.0/28	--	1.0/1			0.5/3		1.0/2	0.5/4	1.0/6				2.0/12
WHITE, Issac 0.5/3	--	--	--	--	--	--	--	0.5/3						

#### 2021 Game-by-Game Sacks (Solo-Assist)

	Total	MSU	NIU	BaSt	UCONN	AFA	FSU	UNM	SJSU	CSU	BSU	USU	HAWAII	Kent
Jordan Bertagnole	0.5/1									0.5/1				
Issac White	1.0/3													1.0/3

#### 2020 Game-by-Game Sacks (Solo-Assist)

	Total	Nevada	Hawaii	CSU	UNLV	UNM	BSU
BERTAGNOLE, J DL	2-1/2.5	1.0-5	1.5-11	-	-	-	-

# Wyoming Cowboys

## CAREER-HIGHS

### Rushing

(Att-Yds-TD)

Name	Attempts	Yards	TD's	Long
MCNEELY	14 Northern Colorado, 2022	96 at Nevada, 2023	2 at Nevada, 2023	61 Hawai'i, 2022
PELISSIER	2 Tulsa, 2022	19 Tulsa, 2022	--	18 Tulsa, 2022
CLEMONS	7 vs. Boise State, 2022	32 Colorado State, 2022	1 Colorado State, 2022	14 Colorado State, 2022
SCOTT	14 at Air Force, 2023	70 Portland State, 2023	1* Colorado State, 2023	19 Portland State, 2023
FERRELL	12 at Nevada, 2023	36 at Nevada, 2023	--	17 Portland State, 2023
SVOBODA	14 Idaho, 2024	45 Idaho, 2024	1 Hawaii, 2023	37 Idaho, 2024
WAYLEE	29 Colorado State, 2023	191 New Mexico, 2023	1* New Mexico, 2023	75 App State, 2023
BODDIE	1 App State, 2023	26 App State, 2023	--	26 App State, 2023
JONES	17 at Arizona State, 2024	80 Idaho, 2024	--	15 Arizona State, 2024
ANDERSON	1 at Arizona State, 2024	--	--	--
STEVENSON	1 Idaho, 2024	16 Idaho, 2024	--	16 Idaho, 2024

### Receiving

(Att-Yds-TD)

Name	Catches	Yards	TDs	Long
BROWN	3 Ohio, 2022	19 32 Colorado State, 2022	1 Colorado State, 2022	32 Colorado State, 2022
PELISSIER	3* Air Force, 2022	67 Tulsa, 2022	1 Tulsa, 2022	48 Tulsa, 2022
MARQUEZ	4 Ohio, 2022	44 Hawaii, 2023	1 Hawaii, 2023	44 Hawaii, 2023
GYLLENBORG	5 Texas Tech, 2023	128 Hawaii, 2023	1* Hawaii, 2023	89 Hawaii, 2023
MILES	2 at Arizona State, 2024	22 at Air Force, 2023	--	22 at Air Force, 2023
DRISKILL	1* at Nevada, 2023	11 at Nevada, 2023	1 Texas Tech, 2023	11 at Nevada, 2023
SARGENT	2 Ohio, 2022	15 Portland State, 2023	--	15 Portland State, 2023
SCOTT	3* Colorado State, 2023	43 at Air Force, 2023	--	15 Idaho, 2024
BODDIE	3 at Texas, 2023	34 Idaho, 2024	1 Idaho, 2024	20 Idaho, 2024
WAYLEE	3 Toledo, 2023	19 at Nevada, 2023	--	10 at Nevada, 2023
DURR	3 at Arizona State, 2024	16 at Arizona State, 2024	1 at Arizona State, 2024	10 at Arizona State, 2024
KING	1 at Arizona State, 2024	23 at Arizona State, 2024	--	23 at Arizona State, 2024
JONES	1 at Arizona State, 2024	5 at Arizona State, 2024	--	5 at Arizona State, 2024
SCHOENFELD	1 at Arizona State, 2024	7 at Arizona State, 2024	--	7 at Arizona State, 2024
FERRELL	2 Idaho, 2024	22 Idaho, 2024	--	17 Idaho, 2024

### Passing

(Att-Yds-TD)

Name	Completions	Attempts	Yards	TDs	Long
CLEMONS	7 Colorado State, 2022	16 vs. Boise State, 2022	90 Colorado State, 2022	1 Colorado State, 2022	32 Colorado State, 2022
SVOBODA	17 at Texas, 2023	28 at Texas, 2023	136 at Texas, 2023	1 Idaho, 2024	38 Idaho, 2024
ANDERSON	4 at Arizona State, 2024	5 at Arizona State, 2024	36 at Arizona State, 2024	1 at Arizona State, 2024	12 at Arizona State, 2024

### Returns

(Att-Yds)

Punt Returns

Name	Returns	Yards	TDs	Long
COOLEY	2* Texas, 2023	17 Texas, 2023	--	14 at Nevada, 2023

### Career Kicking

Field Goals

(Made-ATT)

Name	Extra Points	Field Goals	Long	
HOYLAND	123-124	60-76 (.789)	56	Portland State, 2023

# Wyoming Cowboys

## Tackles (Solo-Assist)

Name	Solo	Assisted	Total Tackles
SUIAUNOA	9	Fresno State, 2023	12* Fresno State, 2023
BERTAGNOLE	5	BYU, 2022	9* UNLV, 2023
HARRIS	5*	App State, 2023	9* App State, 2023
ROBINSON	3	Hawai'i, 2021	3* Fresno State, 2022
WHITE	8	Kent State, 2021	9* at Air Force, 2023
EKELER	8	Boise State, 2022	12 Boise State, 2022
DEMARZO	3*	at Air Force, 2023	5* at Air Force, 2023
BROWN, WROOK	7*	Portland State, 2023	10 New Mexico, 2022
SIDERS	6*	Ohio, 2022	6* Ohio, 2022
SUNN	1	Air Force, 2022	4 Air Force, 2022
DAVIS	5*	Hawaii, 2023	7 Texas Tech, 2023
HARSH	6	Texas, 2023	8 at Air Force, 2023
JOHNSON	3	Idaho, 2024	5 Idaho, 2024
FLORENTINE	2	Idaho, 2024	3 Idaho, 2024
WESTLAND	3	at Arizona State, 2024	5 UNLV, 2023
SJOGREN	1	New Mexico, 2023	3 New Mexico, 2023
BELL	1	UNLV, 2023	3 UNLV, 2023
SHAY	5	at Arizona State, 2024	5 at Arizona State, 2024
WILLIAMS, JAY.	4	at Arizona State, 2024	4 at Arizona State, 2024
WILLIAMS, JAD.	1	Texas Tech, 2023	4 at Arizona State, 2024
PARKS	4	Idaho, 2024	5 Idaho, 2024
DAY	1	Idaho, 2024	2 at Arizona State, 2024
PELISSIER	1	at Arizona State, 2024	1 at Arizona State, 2024
DRAKE	1	at Arizona State, 2024	1 at Arizona State, 2024

## Tackles for Loss (Solo-Assist)

Name	Tackles for Loss	Yards
BERTAGNOLE	2.5 Hawai'i, 2020	28 Tulsa, 2022
HARRIS	4.0 Utah State, 2022	12 Utah State, 2022
ROBINSON	1.0* Boise State, 2023	3 Boise State, 2023
WHITE	2.0 Kent State, 2022	8 Kent State, 2022
SUIAUNOA	1.5* Boise State, 2023	12 Portland State, 2023
SIDERS	3.0 Ohio, 2022	10 BYU, 2022
DEMARZO	1.0 at Arizona State, 2024	1 Air Force, 2022
SUNN	0.5 Air Force, 2022	0 Air Force, 2022
EKELER	2.0* New Mexico, 2023	20 New Mexico, 2023
BROWN, WROOK	1.0 Ohio, 2022	4 Ohio, 2022
HARSH	2.5 at Nevada, 2023	13 Texas, 2023
WESTLAND	1.0* Toledo, 2023	5 UNLV, 2023
SHAY	1.0 at Arizona State, 2024	2 at Arizona State, 2024
WILLIAMS, JAY	1.0 at Arizona State, 2024	1 at Arizona State, 2024
PARKS	0.5 Idaho, 2024	1 Idaho, 2024
FLORENTINE	1.0 Idaho, 2024	9 Idaho, 2024

## Sacks (Solo-Assist)

Name	Sacks	Yards
BERTAGNOLE	2.0 Colorado State, 2022	28 Tulsa, 2022
SUIAUNNOA	1.0* Portland State, 2023	10* Portland State, 2023
HARRIS	3.0 Utah State, 2022	12 Utah State, 2022
SIDERS	2.0 Ohio, 2022	12 Ohio, 2022
WHITE	1.0 at Nevada, 2023	8 at Nevada, 2023
HARSH	2.0 at Nevada, 2023	10 at Nevada, 2023
EKELER	2.0 New Mexico, 2023	20 New Mexico, 2023
WESTLAND	1.0 at Arizona State, 2024	5 at Arizona State, 2024

# Wyoming Cowboys

## Scoring

### Wyoming scored...

60 points or more: 66 vs. UNLV (11/12/16)  
 50-59 points: 52 vs. Kent State (12/21/21)  
 40-49 points: 42 vs. Nevada (11/25/23)  
 30-39 points: 35 vs. New Mexico (9/30/23)  
 20-29 points: 24 vs. Colorado State (11/4/23)  
 10-19 points: 13 vs. Idaho (9/7/24)  
 Less than 10 points: 7 at Arizona State (8/31/24)  
 Shutout: 0 vs. Fresno State (11/25/22)

### Opponent scored...

60 points or more: 69 by UNLV (11/12/16)  
 50-59 points: 52 by Nebraska (9/10/16)  
 40-49 points: 48 by Arizona State (8/31/24)  
 30-39 points: 34 by UNLV (11/10/23)  
 20-29 points: 26 by New Mexico (9/30/23)  
 10-19 points: 17 by Idaho (9/7/24)  
 Less than 10 points: 6 by Nevada (11/25/23)  
 Shutout: 0 by Gardner-Webb (9/9/17)

## Rushing

### Wyoming Gained...

500 yards: 504 vs. Northern Colorado (11/5/49)  
 400 yards: 404 vs. Kent State (12/21/21)  
 300 yards: 365 vs. Hawai'i (10/29/22)  
 200 yards: 244 vs. Nevada (11/25/23)  
 100 yards: 144 vs. Idaho (9/7/24)  
 Less than 100 yards: 40 at Arizona State (8/31/24)  
 Less than 0 yards: -21 vs. Boise State (9/18/10)

### Opponent Gained...

500 yards: 548 by Wisconsin (10/6/73)  
 400 yards: 401 by UNLV (11/12/16)  
 300 yards: 356 by Air Force (10/14/23)  
 200 yards: 241 by Arizona State (8/31/24)  
 100 yards: 124 by Idaho (9/7/24)  
 Less than 100 yards: 18 by Nevada (11/25/23)  
 Less than 0 yards: -9 by NMSU (8/25/18)

## Passing

### Wyoming Gained...

500 yards: Never (School record of 499 vs. Houston, 1987)  
 400 yards: 498 vs. Hawai'i (11/23/12)  
 300 yards: 319 vs. Hawaii (11/18/23)  
 200 yards: 212 at Air Force (10/14/23)  
 100 yards: 126 vs. Idaho (9/7/24)  
 Less than 100 yards: 78 at Arizona State (8/31/24)

### Opponent Gained...

500 yards: 587 by Idaho (8/31/96)  
 400 yards: 460 by Tulsa (9/3/22)  
 300 yards: 338 by Texas Tech (9/2/23)  
 200 yards: 258 by Arizona State (8/31/24)  
 100 yards: 101 by Idaho (9/7/24)  
 Less than 100 yards: 58 by Air Force (10/14/23)

## Total Offense

### Wyoming Gained...

700 yards total offense: 793 vs. Hawai'i (11/23/13)  
 600 yards total offense: 604 vs. Utah State (11/20/21)  
 500 yards total offense: 529 vs. Utah State (10/22/22)  
 400 yards total offense: 409 vs. Nevada (11/25/23)  
 300 yards total offense: 354 vs. Toledo (12/30/23)  
 200 yards total offense: 270 vs. Idaho (9/7/24)  
 100 yards total offense: 118 at Arizona State (8/31/24)

### Opponent Gained...

600 yards total offense: 601 by Missouri (9/8/18)  
 500 yards total offense: 525 by BYU (9/24/22)  
 400 yards total offense: 499 by Arizona State (8/31/24)  
 300 yards total offense: 328 by Toledo (12/30/23)  
 200 yards total offense: 225 by Idaho (9/7/24)  
 100 yards total offense: 147 by Northern Colorado (9/10/22)  
 Less Than 100 Yards: 87 by New Mexico (11/24/18)

## First Downs

### Wyoming Gained...

30 first downs: 34 vs. Hawai'i (11/23/13)  
 25 first downs: 27 vs. Fresno State (10/7/23)  
 20 first downs: 23 vs. Toledo (12/30/23)  
 15 first downs: 16 vs. Idaho (9/7/24)  
 10 first downs: 12 vs. Fresno State (11/25/22)  
 Less than 10 first downs: 8 at Arizona State (8/31/24)

### Opponent Gained...

35 first downs: 35 by Ole Miss (9/25/04)  
 30 first downs: 33 by Missouri (9/8/18)  
 25 first downs: 27 by Arizona State (8/31/24)  
 20 first downs: 20 by Colorado State (11/4/23)  
 15 first downs: 14 by Toledo (12/30/23)  
 10 first downs: 14 by Idaho (9/7/24)  
 Less than 10 first downs: 9 by Northern Colorado (9/10/22)

## Passing Attempts

### Wyoming attempted...

65 passes: 67 vs. Air Force (9/19/92)  
 55 passes: 55 vs. San Diego State (11/19/05)  
 50 passes: 52 by Nevada  
 45 passes: 48 vs. Hawai'i (11/23/13)  
 40 passes: 42 vs. Wofford (9/15/18)  
 35 passes: 36 vs. Utah State (11/16/19)  
 30 passes: 34 vs. Texas Tech (9/2/23)  
 25 passes: 26 vs. Idaho (9/7/24)  
 20 passes: 20 at Arizona State (8/31/24)  
 10 passes: 18 vs. Nevada (11/25/23)

### Opponent attempted...

55 passes: 57 by Washington State (9/1/18)  
 50 passes: 52 by Tulsa (9/3/22)  
 45 passes: 46 by Fresno State (10/7/23)  
 40 passes: 44 by Hawaii (11/18/23)  
 35 passes: 37 by New Mexico (9/30/23)  
 30 passes: 34 by Toledo (12/30/23)  
 25 passes: 26 by Colorado State (11/12/22)  
 20 passes: 21 by Idaho (9/7/24)  
 15 passes: 18 by New Mexico (12/5/20)  
 10 passes: 14 by Air Force (9/16/22)  
 5 passes: 9 by Air Force (10/14/23)  
 Less than 5 passes: 4 by Air Force (9/6/08)

## Pass Completions

### Wyoming completed...

35 passes: 35 vs. Air Force (9/21/13)  
 30 passes: 30 vs. New Mexico (9/26/15)  
 25 passes: 25 vs. Washington State (9/19/15)  
 20 passes: 21 vs. Toledo (12/30/23)  
 10 passes: 10 vs. Idaho (9/7/24)  
 Less than 10 passes: 3 vs. Boise State (11/19/22)

### Opponent completed...

35 passes: 39 by Nevada  
 30 passes: 30 by Fresno State (10/7/23)  
 25 passes: 26 by BYU (9/24/22)  
 20 passes: 25 by Hawaii (11/18/23)  
 15 passes: 17 by Nevada (11/25/23)  
 10 passes: 12 by Idaho (9/7/24)  
 Less than 10 passes: 6 by Air Force (10/14/23)

## Total Plays

### Wyoming ran...

95 offensive plays: 98 vs. Hawai'i (11/23/13)  
 90 offensive plays: 94 vs. New Mexico (11/29/14)  
 80 offensive plays: 80 vs. Colorado State (11/5/20)  
 70 offensive plays: 78 vs. Texas Tech (9/2/23)  
 60 offensive plays: 69 vs. Idaho (9/7/24)  
 50 offensive plays: 52 at Arizona State (8/31/24)  
 40 offensive plays: 45 at Boise State (10/28/23)

### Opponent ran...

100 offensive plays: 100 by Ole Miss (9/25/04)  
 95 offensive plays: 95 by Oregon (9/16/17)  
 90 offensive plays: 93 by Tulsa (9/21/19)  
 80 offensive plays: 80 by Texas Tech (9/2/23)  
 70 offensive plays: 71 by Arizona State (8/31/24)  
 60 offensive plays: 60 by Idaho (9/7/24)  
 50 offensive plays: 53 by Toledo (12/30/23)  
 40 offensive plays: 49 by NMSU (8/25/18)  
 30 offensive plays: 39 by New Mexico (11/29/14)

# Wyoming Cowboys

## Miscellaneous Team Last Times

### Had 400 Total Yards in a Half

Wyoming: 432 vs. Utah State, Second Half (11/20/21)  
Opponent: 409 by Boise State, first half (11/18/10)

### Had 300 Total Yards in a Half

Wyoming: 361 vs. Hawaii, first half (11/18/23)  
Opponent: 319 by BYU in second half (9/24/22)

### Seven Turnovers Forced in a Game

Wyoming: 8, Wyoming forced eight Central Michigan Turnovers (12/22/17) (Four Interceptions and Four fumble recoveries)  
Opponent: 7, Ohio forced seven Wyoming turnovers (9/22/07) (Five interceptions and two fumble recoveries)

### Six Turnovers Forced in a Game

Wyoming: 6 vs. Bowling Green (9/17/11) (Two interceptions and four fumble recoveries)  
Opponents: 6, Nebraska forced six Wyoming turnovers (9/10/16) (five interceptions and one fumble recoveries)

### Five Turnovers Forced in a Game

Wyoming: 5 vs. Utah State (10/14/17) (Three interception and Two fumble recoveries)  
Opponents: 5 by Fresno State (10/16/21) (Four interceptions and one fumble recoveries)

### Four Turnovers Forced in a Game

Wyoming: 4 at Iowa (9/2/17) (one interception and three fumbles)  
Opponents: 4, Utah State forced four Wyoming turnovers (11/16/19) (three interceptions and one fumble recovery)

### Six Interceptions Forced in a Game

Wyoming: NA  
Opponent: 6, San Diego State intercepted six passes vs. Wyoming (11/17/01)

### Five Interceptions Forced in a Game

Wyoming: 5 vs. New Mexico (10/28/17)  
Opponent: 5, Nebraska intercepted five passes vs. Wyoming (9/10/16)

### Four Interceptions Forced in a Game

Wyoming: 4 vs. Central Michigan (12/22/17)  
Opponents: 4 by Fresno State (10/16/21)

### Three Interceptions Forced in a Game

Wyoming: 3 vs. Northern Illinois (9/11/2021)  
Opponents: 3 by Boise State (11/19/22)

### Four Fumble Recoveries in a Game

Wyoming: 4 vs. Central Michigan (12/22/17)  
Opponent: 4 by Air Force (9/6/08)

### Three Fumble Recoveries in a Game

Wyoming: 3 vs. Iowa (9/2/17)  
Opponent: 3 by Colorado State (11/7/15)

### Scored 40 Points in a Half

Wyoming: 42 vs. New Mexico, first half (10/28/17)  
Opponent: 42 by Oregon, first half (9/16/17)

### Scored 30 Points in a Half

Wyoming: 35 vs. Hawaii, first half by Hawaii (11/18/23)  
Opponent: 31 by Hawai'i, First half (11/27/21)

### Scored 20 Points in a Half

Wyoming: 21, second half, vs. Nevada (11/25/23)  
Opponent: 27 by Arizona State (8/31/24)

### Scored 20 Points in a Quarter

Wyoming: 21 vs. Hawaii, second quarter by Hawaii (11/18/23)  
Opponent: 21 by Arizona State (8/31/24)

### Shutouts

Wyoming shutout an opponent: 27-0 vs. Gardner-Webb (9/9/17)  
An opponent shutout Wyoming: 0-30 by Fresno State (11/25/22)

### Had a Shutout in a Half

Wyoming: Wyoming shut out vs. Idaho, (9/7/24) second half  
Opponent: Arizona State, first half (8/31/24)

### Tie Games

The last time Wyoming played in a tie game:  
28-28 vs. UTEP (9/28/91)

# Wyoming Cowboys

## INDIVIDUAL LAST TIMES

### 200 Yards Rushing

Wyoming: 212 by Titus Swen vs. Boise State (11/19/22)  
Opponent: 201 Kapri Bibbs, Colorado State (10/19/13)

### 150 Yards Rushing

Wyoming: 191 by Harrison Waylee vs. New Mexico (9/30/23)  
Opponent: 164 by Jonathan Brooks, Texas (9/16/23)

### 100 Yards Rushing

Wyoming: 128 by Harrison Waylle vs. Colorado State (11/4/23)  
Opponent: 111 by Zac Larrier, Air Force (10/14/23)

### Three Players Same Team with 100-yards Rushing

Wyoming: 151 Alvester Alexander, 122 Robert Herron and 119 Austyn Carta-Samuels vs. New Mexico (11/6/10)  
Opponent: NA

### Two Players Same Team with 100-yards Rushing

Wyoming: 160 by Titus Swen and 120 yards by D.Q. James vs. Utah State (10/22/22)  
Opponent: 125 Cooper Marquez, 109 Bryan Bradford, Kent State (12/21/21)

### 500 Yards Passing

Wyoming: N/A  
Opponent: 542 Ryan Fien, Idaho (8/31/96)

### 400 Yards Passing

Wyoming: 498 Brett Smith vs. Hawai'i (11/23/13)  
Opponent: 460, Davis Brin, Tulsa (9/3/22)

### 300 Yards Passing

Wyoming: 319 by Andrew Peasley vs. Hawaii (11/18/23)  
Opponent: 314 by Chevan Cordeiro SJSU (10/1/22)

### 200 Yards Receiving

Wyoming: 219 Chris McNeill vs. Idaho in overtime (9/22/12)  
Opponent: 226 Jimmy Young, TCU (10/25/08)

### 100 Yards Receiving

Wyoming: 128, John Michael Gyllenborg vs. Hawaii (11/18/23)  
Opponent: 144 by Ricky White, UNLV (11/10/23)

### Three Players Same Team with 100-yards Receiving

Wyoming: N/A  
Opponent: Tulsa - Keylon Stokes (169), JuanCarlos Santana (102), Malachai Jones (103) (9/3/22)

### Two Players Same Team with 100-yards Receiving

Wyoming: 135 Austin Conway vs. Gardner-Webb (9/9/17) 130 C.J. Johnson vs. Gardner-Webb (9/9/17)  
Opponent: 109 Alonzo Moore and 105 Jordan Westerkamp of Nebraska (9/10/16)

### Three or More Touchdown Passes Thrown

Wyoming: 3 by Andrew Peasley vs. Hawaii (11/18/23)  
Opponent: 3 by Tyler Shough, Texas Tech (9/2/23)

### Three or More Receiving Touchdowns

Wyoming: 3 by Tanner Gentry at UNLV (11/12/16)  
Opponent: 4 by Chris Gant, Hawai'i (11/23/13)

### Four or More Rushing Touchdowns:

Wyoming: 5 by Alvester Alexander vs. Colorado State (11/20/10)  
Opponent: 4 by Adam Muema, San Diego State (11/24/12)

### Three Rushing Touchdowns:

Wyoming: 3 by Titus Swen, vs. Utah State (10/22/22)  
Opponent: 3 by Royce Freeman, Oregon, 9/16/17

### Three Interceptions by One Player in the Same Game

Wyoming: 3 by Shamiel Gary vs. Weber State (9/5/09)  
Opponent: NA

### Two Interceptions by One Player in the Same Game

Wyoming: 2 by Andrew Wingard vs. New Mexico (10/28/17)  
Opponent: 2 by JL Skinner of Boise State (11/19/22)

### Three Fumble Recoveries by One Player in the Same Game

Wyoming: NA  
Opponent: 3 by Justin Luettgerodt, Brigham Young (11/12/05)

## Miscellaneous Individual Last Times

### Punt Return for a Touchdown

Wyoming: Austin Conway vs. UNLV, 60 yards (11/12/16)

Opponent: Tory Horton, Colorado State, 72 yards (11/12/22)

### Kickoff Return for a Touchdown

Wyoming: Cameron Stone vs. Utah State, 99 yards (11/20/21)

Opponent: Savon Scarver, Utah State, 99 yards (10/20/18)

### Interception Return for a Touchdown

Wyoming: Wyatt Ekeler, vs. Nevada, 38 yards (11/25/23)

Opponent: Zyrus Fiaseu, Arizona State, 29 yards (8/31/24)

### Two Interception Returns for Touchdowns by the Same Team

Wyoming: Keyon Blankenbaker vs. Ball State, 50 yards (9/18/21)  
Chad Muma vs. Ball State, 45 yards (9/18/21)

Opponent: Stephen Persley, New Mexico, 6 yards (10/6/01)  
David Crockett, New Mexico, 17 yards (10/6/01)

### Fumble Return for a Touchdown

Wyoming: C.J. Coldon vs. Missouri, 30 yards (8/31/19)

Opponent: K Culberson, UC Davis, 21 yards (9/17/16)

### Recovered Fumble in End Zone for a Touchdown

Wyoming: Logan Wilson vs. UNLV (11/12/16)

Opponent: Shea McClellin, Boise State, (9/18/10)

### Fake Punt for a Touchdown

Wyoming: Brett Ralph vs. Nevada, 35 yards (9/23/00)

Opponent: N/A

### Blocked Punt Return for a Touchdown

Wyoming: Ryan Marquez vs. Tulsa, 9 yards (9/3/22)  
(Punt blocked by Marquez)

Opponent: Jon Rocquemore, Utah state, 14 yards (10/30/15)

### Blocked Field Goal for a Touchdown

Wyoming: Jakorey Hawkins vs. App State, 68 Yards (9/23/23)  
(Devonne Harris blocked Kick)

Opponent: Sidney Hodge, UNLV, 53 yards (11/17/12)

### Safety

Wyoming: Jevon Bigelow vs. Washington St. (9/1/18)

Opponent: Team, Toledo (12/30/23)

# Wyoming Cowboys

## Team Results

Date	Opponent		Score	Att.
08/31/2024	at Arizona St.	L	7-48	48108
09/07/2024	Idaho	L	13-17	25070

## Rushing

Player	gp	att	gain	loss	net	avg	td	lg	avg/g
D.J. Jones	2	34	126	3	123	3.6	0	17	61.5
Sam Scott	2	6	26	2	24	4.0	0	17	12.0
Justin Stevenson	2	1	16	0	16	16.0	0	16	8.0
Evan Svoboda	2	20	83	68	15	0.8	0	37	7.5
Jamari Ferrell	2	8	13	0	13	1.6	0	3	6.5
Dawaiian McNeely	1	1	4	0	4	4.0	0	4	4.0
Will Pelissier	2	1	3	0	3	3.0	0	3	1.5
Devin Boddie	2	1	2	0	2	2.0	0	2	1.0
Team	2	2	0	16	-16	-8.0	0	0	-8.0
<b>Total</b>	<b>2</b>	<b>75</b>	<b>273</b>	<b>89</b>	<b>184</b>	<b>2.5</b>	<b>0</b>	<b>37</b>	<b>92.0</b>
<b>Opponents</b>	<b>2</b>	<b>88</b>	<b>408</b>	<b>43</b>	<b>365</b>	<b>4.1</b>	<b>3</b>	<b>21</b>	<b>182.5</b>

## Passing

Player	gp	effic	comp-att-int	pct	yds	td	lg	avg/g
Evan Svoboda	2	75.4	16-39-2	41.0	168	1	38	84.0
Kaden Anderson	2	172.1	4-6-0	66.7	36	1	23	18.0
Team	2	0.0	0-1-0	0.0	0	0	0	0.0
<b>Total</b>	<b>2</b>	<b>86.4</b>	<b>20-46-2</b>	<b>43.5</b>	<b>204</b>	<b>2</b>	<b>38</b>	<b>102.0</b>
<b>Opponents</b>	<b>2</b>	<b>153.6</b>	<b>26-43-0</b>	<b>60.5</b>	<b>359</b>	<b>3</b>	<b>68</b>	<b>179.5</b>

## Receiving

Player	gp	no.	yds	avg	td	lg	avg/g
Devin Boddie	2	3	46	15.3	1	20	23.0
Nick Miles	2	3	20	6.7	0	9	10.0
Jamari Ferrell	2	3	26	8.7	0	17	13.0
Chris Durr	2	3	16	5.3	1	10	8.0
D.J. Jones	2	2	4	2.0	0	5	2.0
Sam Scott	2	2	18	9.0	0	15	9.0
Alex Brown	2	1	6	6.0	0	6	3.0
Will Pelissier	2	1	38	38.0	0	38	19.0
Isaac Schoenfeld	2	1	7	7.0	0	7	3.5
Tyler King	2	1	23	23.0	0	23	11.5
<b>Total</b>	<b>2</b>	<b>20</b>	<b>204</b>	<b>10.2</b>	<b>2</b>	<b>38</b>	<b>102.0</b>
<b>Opponents</b>	<b>2</b>	<b>26</b>	<b>359</b>	<b>13.8</b>	<b>3</b>	<b>68</b>	<b>179.5</b>

## Game Records

Record	Overall	Home	Away	Neutral
ALL GAMES	0-2	0-1	0-1	0-0
CONFERENCE	0-0	0-0	0-0	0-0
NON-CONFERENCE	0-2	0-1	0-1	0-0

## Team Statistics

	UW	OPP
<b>First Downs</b>	<b>24</b>	<b>41</b>
Rushing	15	20
Passing	7	17
Penalty	2	4
<b>Rushing Yardage</b>	<b>184</b>	<b>365</b>
Rushing attempts	75	88
Average per rush	2.5	4.1
Average per game	92.0	182.5
TDs Rushing	0	3
<b>Passing Yardage</b>	<b>204</b>	<b>359</b>
Comp-Att-Int	20-46-2	26-43-0
Average per pass	4.4	8.3
Average per catch	10.2	13.8
Average per game	102.0	179.5
TDs Passing	2	3
<b>Total offense</b>	<b>388</b>	<b>724</b>
Average per play	3.2	5.5
Average per game	194.0	362.0
<b>Kick returns: #-Yards</b>	<b>4-79</b>	<b>1-29</b>
<b>Punt returns: #-Yards</b>	<b>3-11</b>	<b>6-43</b>
<b>Int returns: #-Yards</b>	<b>0-0</b>	<b>2-47</b>
<b>Fumbles-Lost</b>	<b>4-2</b>	<b>1-0</b>
<b>Penalties-Yards</b>	<b>16-135</b>	<b>15-103</b>
<b>Punts-Avg</b>	<b>13-44.1</b>	<b>8-42.8</b>
<b>Time of possession / game</b>	<b>25:48</b>	<b>34:12</b>
<b>3rd-down conversion</b>	<b>9/29</b>	<b>9/28</b>
<b>4rd-down conversion</b>	<b>2/3</b>	<b>3/5</b>
<b>PAT-attempts</b>	<b>(2-2) 100%</b>	<b>(8-8) 100%</b>
<b>2-point conversion-attempts</b>	<b>(0-0) 0%</b>	<b>(0-0) 0%</b>

## Interceptions

Player	no.	yds	avg	td	lg
<b>Total</b>	<b>0</b>	<b>0</b>	<b>0.0</b>	<b>0</b>	<b>0</b>
<b>Opponents</b>	<b>2</b>	<b>47</b>	<b>23.5</b>	<b>1</b>	<b>29</b>

# Wyoming Cowboys

## Field Goals

Player	fg	pct.	01-19	20-29	30-39	40-49	50-99	lg	blk
John Hoyland	2-3	66.7	0-0	1-1	0-0	1-1	0-1	48	0
<b>Opponents</b>	<b>3-5</b>	<b>60.0</b>	<b>0-0</b>	<b>2-2</b>	<b>0-1</b>	<b>1-2</b>	<b>0-0</b>	<b>49</b>	<b>0</b>

## Scoring

Player	td	fg	PAT				dxp	saf	pts
			kick	rush	rcv	pass			
John Hoyland	-	2-3	2-2	-	-	-	-	-	8
Devin Boddie	1	-	-	-	-	-	-	-	6
Chris Durr	1	-	-	-	-	-	-	-	6
<b>Total</b>	<b>2</b>	<b>2-3</b>	<b>2-2</b>	<b>0</b>	<b>0</b>	<b>0</b>	<b>0</b>	<b>0</b>	<b>20</b>
<b>Opponents</b>	<b>8</b>	<b>3-5</b>	<b>8-8</b>	<b>0</b>	<b>0</b>	<b>0</b>	<b>0</b>	<b>0</b>	<b>65</b>

## Score by Periods

Team	1st	2nd	3rd	4th	OT	TOT
Wyoming	10	0	0	10	0	20
Opponents	24	20	21	0	0	65

## Punting

Player	no.	yds	avg	lg	tb	fc	i20	50+	blk
Jack Culbreath	13	573	44.1	59	0	7	4	3	0
<b>Total</b>	<b>13</b>	<b>573</b>	<b>44.1</b>	<b>59</b>	<b>0</b>	<b>7</b>	<b>4</b>	<b>3</b>	<b>0</b>
<b>Opponents</b>	<b>8</b>	<b>342</b>	<b>42.8</b>	<b>51</b>	<b>1</b>	<b>3</b>	<b>0</b>	<b>2</b>	<b>0</b>

## Punt Returns

Player	no.	yds	avg	td	lg
Caleb Cooley	3	11	3.7	0	6
<b>Total</b>	<b>3</b>	<b>11</b>	<b>3.7</b>	<b>0</b>	<b>6</b>
<b>Opponents</b>	<b>6</b>	<b>43</b>	<b>7.2</b>	<b>0</b>	<b>20</b>

## Kick Returns

Player	no.	yds	avg	td	lg
Tyler King	3	76	25.3	0	28
Clay Nanke	1	3	3.0	0	3
<b>Total</b>	<b>4</b>	<b>79</b>	<b>19.8</b>	<b>0</b>	<b>28</b>
<b>Opponents</b>	<b>1</b>	<b>29</b>	<b>29.0</b>	<b>0</b>	<b>29</b>

## All Purpose

Player	g	rush	rcv	pr	kr	ir	total	avg/g
D.J. Jones	2	123	4	0	0	0	127	63.5
Tyler King	2	0	23	0	76	0	99	49.5
Devin Boddie	2	2	46	0	0	0	48	24.0
Sam Scott	2	24	18	0	0	0	42	21.0
Will Pelissier	2	3	38	0	0	0	41	20.5
Jamari Ferrell	2	13	26	0	0	0	39	19.5
Nick Miles	2	0	20	0	0	0	20	10.0
Justin Stevenson	2	16	0	0	0	0	16	8.0
Chris Durr	2	0	16	0	0	0	16	8.0
Evan Svoboda	2	15	0	0	0	0	15	7.5
Caleb Cooley	2	0	0	11	0	0	11	5.5
Isaac Schoenfeld	2	0	7	0	0	0	7	3.5
Alex Brown	2	0	6	0	0	0	6	3.0
Dawaiian McNeely	1	4	0	0	0	0	4	4.0
Clay Nanke	2	0	0	0	3	0	3	1.5
<b>Total</b>	<b>2</b>	<b>184</b>	<b>204</b>	<b>11</b>	<b>79</b>	<b>0</b>	<b>478</b>	<b>239.0</b>
<b>Opponents</b>	<b>2</b>	<b>365</b>	<b>359</b>	<b>43</b>	<b>29</b>	<b>47</b>	<b>843</b>	<b>421.5</b>

## Total Offense

Player	g	plays	rush	pass	total	avg/g
Evan Svoboda	2	59	15	168	183	91.5
D.J. Jones	2	34	123	0	123	61.5
Kaden Anderson	2	7	0	36	36	18.0
Sam Scott	2	6	24	0	24	12.0
Justin Stevenson	2	1	16	0	16	8.0
Jamari Ferrell	2	8	13	0	13	6.5
Dawaiian McNeely	1	1	4	0	4	4.0
Will Pelissier	2	1	3	0	3	1.5
Devin Boddie	2	1	2	0	2	1.0
<b>Total</b>	<b>2</b>	<b>121</b>	<b>184</b>	<b>204</b>	<b>388</b>	<b>194.0</b>



# Wyoming Cowboys

## Team Defense

##	Player	gp	Tackles				tfl/yds	Sacks	Pass defense			Fumbles		blkd	
			ua	a	tot	no-yds		int-yds	brup	qbh	fr-yds	ff	kick	saf	
43	Shae Suaiaunoa	2	7	6	13	1.5-4	.	.	.	.	.	.	.	.	
31	Wyett Ekeler	2	8	5	13	1-5	.	.	.	.	.	.	.	.	
33	Connor Shay	2	9	4	13	1-2	.	.	.	1	.	.	.	.	
54	Sabastian Harsh	2	7	4	11	2.5-7	1-4	.	.	.	.	.	.	.	
42	Isaac White	1	6	3	9	.	.	.	.	.	.	.	.	.	
2	Wrook Brown	2	5	3	8	.	.	.	1	.	.	.	.	.	
3	Andrew Johnson	2	3	5	8	.	.	.	.	.	.	.	.	.	
12	Tyrecus Davis	2	7	1	8	.	.	.	.	.	.	.	.	.	
4	Keany Parks	2	6	2	8	0.5-1	.	.	1	.	.	.	.	.	
34	Braden Siders	2	4	3	7	2-12	1-9	.	.	.	.	.	.	.	
98	Jayden Williams	2	6	.	6	1-1	.	.	.	.	.	.	.	.	
96	Jordan Bertagnole	2	1	4	5	1-3	.	.	.	.	.	1	.	.	
94	Ben Florentine	2	4	1	5	1-6	.	.	.	.	.	.	.	.	
40	Tyce Westland	2	3	1	4	1.5-5	1-5	.	.	.	.	.	.	.	
91	Jaden Williams	2	.	4	4	.	.	.	.	1	.	.	.	.	
59	Ethan Day	2	1	3	4	.	.	.	.	.	.	.	.	.	
80	Justin Erb	2	2	1	3	.	.	.	.	.	.	.	.	.	
25	Cole DeMarzo	2	1	1	2	1-1	.	.	.	.	.	.	.	.	
93	DeVonne Harris	1	1	.	1	.	.	.	.	.	.	.	.	.	
36	Caleb Driskill	2	.	1	1	.	.	.	.	.	.	.	.	.	
83	Will Pelissier	2	1	.	1	.	.	.	.	.	.	.	.	.	
6	Evan Eller	2	.	1	1	.	.	.	.	.	.	.	.	.	
44	Micah Young	2	.	1	1	.	.	.	.	.	.	.	.	.	
92	Dante Drake	2	1	.	1	.	.	.	.	.	.	.	.	.	
23	Jones Thomas	2	1	.	1	.	.	.	.	.	.	.	.	.	
<b>Totals</b>		<b>2</b>	<b>84</b>	<b>54</b>	<b>138</b>	<b>14-47</b>	<b>3-18</b>	<b>0-0</b>	<b>2</b>	<b>2</b>	<b>0-0</b>	<b>1</b>	<b>0</b>	<b>0</b>	
Opponents		2	68	50	118	11-57	7-51	2-47	5	2	2-6	1	0	0	

# Wyoming Cowboys

## Team Statistics

	UW	OPP
<b>Scoring</b>	<b>20</b>	<b>65</b>
Points per game	10.0	32.5
Points Off Turnovers	0	24
<b>First Downs</b>	<b>24</b>	<b>41</b>
Rushing	15	20
Passing	7	17
Penalty	2	4
<b>Rushing Yardage</b>	<b>184</b>	<b>365</b>
Yards gained rushing	273	408
Yards lost rushing	89	43
Rushing attempts	75	88
Average per rush	2.5	4.1
Average per game	92.0	182.5
TDs Rushing	0	3
<b>Passing Yardage</b>	<b>204</b>	<b>359</b>
Comp-Att-Int	20-46-2	26-43-0
Average per pass	4.4	8.3
Average per catch	10.2	13.8
Average per game	102.0	179.5
TDs Passing	2	3
<b>Total offense</b>	<b>388</b>	<b>724</b>
Total plays	121	131
Average per play	3.2	5.5
Average per game	194.0	362.0
<b>Kick returns: #-Yards</b>	<b>4-79</b>	<b>1-29</b>
<b>Punt returns: #-Yards</b>	<b>3-11</b>	<b>6-43</b>
<b>Int returns: #-Yards</b>	<b>0-0</b>	<b>2-47</b>
<b>Kick return average</b>	<b>19.8</b>	<b>29.0</b>
<b>Punt return average</b>	<b>3.7</b>	<b>7.2</b>
<b>Int return average</b>	<b>0.0</b>	<b>23.5</b>
<b>Fumbles-Lost</b>	<b>4-2</b>	<b>1-0</b>
<b>Penalties-Yards</b>	<b>16-135</b>	<b>15-103</b>
Average per game	67.5	51.5
<b>Punts-Yards</b>	<b>13-573</b>	<b>8-342</b>
Average per punt	44.1	42.8
Net punt average	40.8	38.9
<b>Kickoffs-Yards</b>	<b>6-381</b>	<b>13-807</b>
Average per kick	63.5	62.1
Net kick average	39.3	38.7
<b>Time of possession / game</b>	<b>25:48</b>	<b>34:12</b>
<b>3rd-down conversion</b>	<b>9/29</b>	<b>9/28</b>
3rd-down pct	31%	32%
<b>4rd-down conversion</b>	<b>2/3</b>	<b>3/5</b>

# Wyoming Cowboys

	<b>UW</b>	<b>OPP</b>
4rd-down pct	67%	60%
<b>Sacks by-Yards</b>	<b>3-18</b>	<b>7-51</b>
<b>Misc Yards</b>	<b>0</b>	<b>0</b>
<b>Touchdowns scored</b>	<b>2</b>	<b>8</b>
<b>Field goals - attempts</b>	<b>2-3</b>	<b>3-5</b>
<b>On-Side kicks</b>	<b>0-0</b>	<b>0-0</b>
<b>Red-zone scores</b>	<b>(3-3) 100%</b>	<b>(6-7) 86%</b>
<b>Red-zone touchdowns</b>	<b>(2-3) 67%</b>	<b>(4-7) 57%</b>
<b>PAT-attempts</b>	<b>(2-2) 100%</b>	<b>(8-8) 100%</b>
<b>2-point conversion-attempts</b>	<b>(0-0) 0%</b>	<b>(0-0) 0%</b>
<b>Attendance</b>	<b>25070</b>	<b>48108</b>
Games / Avg per game	1/25070	1/48108
Neutral site games	-	0/0

## Score by Periods

<b>Team</b>	<b>1st</b>	<b>2nd</b>	<b>3rd</b>	<b>4th</b>	<b>OT</b>	<b>TOT</b>
Wyoming	10	0	0	10	0	20
Opponents	24	20	21	0	0	65

# Wyoming Cowboys

## Rushing

Player	gp	att	gain	loss	net	avg	td	lg	avg/g
D.J. Jones	2	34	126	3	123	3.6	0	17	61.5
Sam Scott	2	6	26	2	24	4.0	0	17	12.0
Justin Stevenson	2	1	16	0	16	16.0	0	16	8.0
Evan Svoboda	2	20	83	68	15	0.8	0	37	7.5
Jamari Ferrell	2	8	13	0	13	1.6	0	3	6.5
Dawaiian McNeely	1	1	4	0	4	4.0	0	4	4.0
Will Pelissier	2	1	3	0	3	3.0	0	3	1.5
Devin Boddie	2	1	2	0	2	2.0	0	2	1.0
Kaden Anderson	2	1	0	0	0	0.0	0	0	0.0
Team	2	2	0	16	-16	-8.0	0	0	-8.0
<b>Total</b>	<b>2</b>	<b>75</b>	<b>273</b>	<b>89</b>	<b>184</b>	<b>2.5</b>	<b>0</b>	<b>37</b>	<b>92.0</b>
<b>Opponents</b>	<b>2</b>	<b>88</b>	<b>408</b>	<b>43</b>	<b>365</b>	<b>4.1</b>	<b>3</b>	<b>21</b>	<b>182.5</b>

## Passing

Player	gp	effic	comp-att-int	pct	yds	td	lg	avg/g
Evan Svoboda	2	75.4	16-39-2	41.0	168	1	38	84.0
Kaden Anderson	2	172.1	4-6-0	66.7	36	1	23	18.0
Team	2	0.0	0-1-0	0.0	0	0	0	0.0
<b>Total</b>	<b>2</b>	<b>86.4</b>	<b>20-46-2</b>	<b>43.5</b>	<b>204</b>	<b>2</b>	<b>38</b>	<b>102.0</b>
<b>Opponents</b>	<b>2</b>	<b>153.6</b>	<b>26-43-0</b>	<b>60.5</b>	<b>359</b>	<b>3</b>	<b>68</b>	<b>179.5</b>

## Receiving

Player	gp	no.	yds	avg	td	lg	avg/g
Devin Boddie	2	3	46	15.3	1	20	23.0
Nick Miles	2	3	20	6.7	0	9	10.0
Jamari Ferrell	2	3	26	8.7	0	17	13.0
Chris Durr	2	3	16	5.3	1	10	8.0
D.J. Jones	2	2	4	2.0	0	5	2.0
Sam Scott	2	2	18	9.0	0	15	9.0
Alex Brown	2	1	6	6.0	0	6	3.0
Will Pelissier	2	1	38	38.0	0	38	19.0
Isaac Schoenfeld	2	1	7	7.0	0	7	3.5
Tyler King	2	1	23	23.0	0	23	11.5
<b>Total</b>	<b>2</b>	<b>20</b>	<b>204</b>	<b>10.2</b>	<b>2</b>	<b>38</b>	<b>102.0</b>
<b>Opponents</b>	<b>2</b>	<b>26</b>	<b>359</b>	<b>13.8</b>	<b>3</b>	<b>68</b>	<b>179.5</b>

## Punt Returns

Player	no.	yds	avg	td	lg
Caleb Cooley	3	11	3.7	0	6
<b>Total</b>	<b>3</b>	<b>11</b>	<b>3.7</b>	<b>0</b>	<b>6</b>
<b>Opponents</b>	<b>6</b>	<b>43</b>	<b>7.2</b>	<b>0</b>	<b>20</b>

## Interceptions

Player	no.	yds	avg	td	lg
<b>Total</b>	<b>0</b>	<b>0</b>	<b>0.0</b>	<b>0</b>	<b>0</b>
<b>Opponents</b>	<b>2</b>	<b>47</b>	<b>23.5</b>	<b>1</b>	<b>29</b>

## Kick Returns

Player	no.	yds	avg	td	lg
Tyler King	3	76	25.3	0	28
Clay Nanke	1	3	3.0	0	3
<b>Total</b>	<b>4</b>	<b>79</b>	<b>19.8</b>	<b>0</b>	<b>28</b>
<b>Opponents</b>	<b>1</b>	<b>29</b>	<b>29.0</b>	<b>0</b>	<b>29</b>

## Fumble Returns

Player	no.	yds	avg	td	lg
<b>Total</b>	<b>0</b>	<b>0</b>	<b>0.0</b>	<b>0</b>	<b>0</b>
<b>Opponents</b>	<b>2</b>	<b>6</b>	<b>3.0</b>	<b>1</b>	<b>6</b>

# Wyoming Cowboys

## Scoring

Player	td	fg	PAT				d xp	saf	pts
			kick	rush	rcv	pass			
John Hoyland	-	2-3	2-2	-	-	-	-	-	8
Devin Boddie	1	-	-	-	-	-	-	-	6
Chris Durr	1	-	-	-	-	-	-	-	6
<b>Total</b>	<b>2</b>	<b>2-3</b>	<b>2-2</b>	<b>0</b>	<b>0</b>	<b>0</b>	<b>0</b>	<b>0</b>	<b>20</b>
<b>Opponents</b>	<b>8</b>	<b>3-5</b>	<b>8-8</b>	<b>0</b>	<b>0</b>	<b>0</b>	<b>0</b>	<b>0</b>	<b>65</b>

## Field Goals

Player	fg	pct.	01-19	20-29	30-39	40-49	50-99	lg	blk
John Hoyland	2-3	66.7	0-0	1-1	0-0	1-1	0-1	48	0
<b>Opponents</b>	<b>3-5</b>	<b>60.0</b>	<b>0-0</b>	<b>2-2</b>	<b>0-1</b>	<b>1-2</b>	<b>0-0</b>	<b>49</b>	<b>0</b>

## FG Sequence

Team Name	Wyoming	Opponents
Idaho	(48),53,(22)	(49)
Arizona St.		(29),(24),38,43

Numbers in (parentheses) indicate field goal was made

## Total Offense

Player	g	plays	rush	pass	total	avg/g
Evan Svoboda	2	59	15	168	183	91.5
D.J. Jones	2	34	123	0	123	61.5
Kaden Anderson	2	7	0	36	36	18.0
Sam Scott	2	6	24	0	24	12.0
Justin Stevenson	2	1	16	0	16	8.0
Jamari Ferrell	2	8	13	0	13	6.5
Dawaiian McNeely	1	1	4	0	4	4.0
Will Pelissier	2	1	3	0	3	1.5
Devin Boddie	2	1	2	0	2	1.0
Team	2	0	-16	0	-16	-8.0
<b>Total</b>	<b>2</b>	<b>121</b>	<b>184</b>	<b>204</b>	<b>388</b>	<b>194.0</b>
<b>Opponents</b>	<b>2</b>	<b>131</b>	<b>365</b>	<b>359</b>	<b>724</b>	<b>362.0</b>

## Punting

Player	no.	yds	avg	lg	tb	fc	i20	50+	blk
Jack Culbreath	13	573	44.1	59	0	7	4	3	0
<b>Total</b>	<b>13</b>	<b>573</b>	<b>44.1</b>	<b>59</b>	<b>0</b>	<b>7</b>	<b>4</b>	<b>3</b>	<b>0</b>
<b>Opponents</b>	<b>8</b>	<b>342</b>	<b>42.8</b>	<b>51</b>	<b>1</b>	<b>3</b>	<b>0</b>	<b>2</b>	<b>0</b>

## Kickoffs

Player	no.	yds	avg	tb	ob	retn	net	ydIn
John Hoyland	6	381	63.5	4	0			
<b>Total</b>	<b>6</b>	<b>381</b>	<b>63.5</b>	<b>4</b>	<b>0</b>	<b>1</b>	<b>39.3</b>	<b>25</b>
<b>Opponents</b>	<b>13</b>	<b>807</b>	<b>62.1</b>	<b>9</b>	<b>0</b>	<b>4</b>	<b>38.7</b>	<b>26</b>

## All Purpose

Player	g	rush	rcv	pr	kr	ir	total	avg/g
D.J. Jones	2	123	4	0	0	0	127	63.5
Tyler King	2	0	23	0	76	0	99	49.5
Devin Boddie	2	2	46	0	0	0	48	24.0
Sam Scott	2	24	18	0	0	0	42	21.0
Will Pelissier	2	3	38	0	0	0	41	20.5
Jamari Ferrell	2	13	26	0	0	0	39	19.5
Nick Miles	2	0	20	0	0	0	20	10.0
Justin Stevenson	2	16	0	0	0	0	16	8.0
Chris Durr	2	0	16	0	0	0	16	8.0
Evan Svoboda	2	15	0	0	0	0	15	7.5
Caleb Cooley	2	0	0	11	0	0	11	5.5
Isaac Schoenfeld	2	0	7	0	0	0	7	3.5
Alex Brown	2	0	6	0	0	0	6	3.0
Dawaiian McNeely	1	4	0	0	0	0	4	4.0
Clay Nanke	2	0	0	0	3	0	3	1.5
Team	2	-16	0	0	0	0	-16	-8.0
<b>Total</b>	<b>2</b>	<b>184</b>	<b>204</b>	<b>11</b>	<b>79</b>	<b>0</b>	<b>478</b>	<b>239.0</b>
<b>Opponents</b>	<b>2</b>	<b>365</b>	<b>359</b>	<b>43</b>	<b>29</b>	<b>47</b>	<b>843</b>	<b>421.5</b>

# Wyoming Cowboys

## Team Defense

##	Player	gp	Tackles				Sacks	Pass defense			Fumbles		blkd	
			ua	a	tot	tfl/yds		no-yds	int-yds	brup	qbh	fr-yds	ff	kick
43	Shae Suaiaunoa	2	7	6	13	1.5-4	.	.	.	.	.	.	.	.
31	Wyett Ekeler	2	8	5	13	1-5	.	.	.	.	.	.	.	.
33	Connor Shay	2	9	4	13	1-2	.	.	.	1	.	.	.	.
54	Sabastian Harsh	2	7	4	11	2.5-7	1-4	.	.	.	.	.	.	.
42	Isaac White	1	6	3	9	.	.	.	.	.	.	.	.	.
4	Keany Parks	2	6	2	8	0.5-1	.	.	1	.	.	.	.	.
12	Tyrecus Davis	2	7	1	8	.	.	.	.	.	.	.	.	.
3	Andrew Johnson	2	3	5	8	.	.	.	.	.	.	.	.	.
2	Wrook Brown	2	5	3	8	.	.	.	1	.	.	.	.	.
34	Braden Siders	2	4	3	7	2-12	1-9	.	.	.	.	.	.	.
98	Jayden Williams	2	6	.	6	1-1	.	.	.	.	.	.	.	.
96	Jordan Bertagnole	2	1	4	5	1-3	.	.	.	.	1	.	.	.
94	Ben Florentine	2	4	1	5	1-6	.	.	.	.	.	.	.	.
40	Tyce Westland	2	3	1	4	1.5-5	1-5	.	.	.	.	.	.	.
91	Jaden Williams	2	.	4	4	.	.	.	.	1	.	.	.	.
59	Ethan Day	2	1	3	4	.	.	.	.	.	.	.	.	.
80	Justin Erb	2	2	1	3	.	.	.	.	.	.	.	.	.
25	Cole DeMarzo	2	1	1	2	1-1	.	.	.	.	.	.	.	.
6	Evan Eller	2	.	1	1	.	.	.	.	.	.	.	.	.
44	Micah Young	2	.	1	1	.	.	.	.	.	.	.	.	.
83	Will Pelissier	2	1	.	1	.	.	.	.	.	.	.	.	.
36	Caleb Driskill	2	.	1	1	.	.	.	.	.	.	.	.	.
92	Dante Drake	2	1	.	1	.	.	.	.	.	.	.	.	.
93	DeVonne Harris	1	1	.	1	.	.	.	.	.	.	.	.	.
23	Jones Thomas	2	1	.	1	.	.	.	.	.	.	.	.	.
<b>Totals</b>		<b>2</b>	<b>84</b>	<b>54</b>	<b>138</b>	<b>14-47</b>	<b>3-18</b>	<b>0-0</b>	<b>2</b>	<b>2</b>	<b>0-0</b>	<b>1</b>	<b>0</b>	<b>0</b>
Opponents		2	68	50	118	11-57	7-51	2-47	5	2	2-6	1	0	0

# Wyoming Cowboys

Date	Opponent	Rushing				Receiving				Passing				Kick Returns				Punt Returns				tot off		
		no.	yds	td	lg	no.	yds	td	lg	cmp	att	int	yds	td	lg	no.	yds	td	lg	no.	yds		td	lg
08/31/2024	at Arizona St.	32	40	0	17	10	78	1	23	10	20	2	78	1	23	3	51	0	26	1	6	0	6	118
09/07/2024	Idaho	43	144	0	37	10	126	1	38	10	26	0	126	1	38	1	28	0	28	2	5	0	5	270
<b>Wyoming</b>		<b>75</b>	<b>184</b>	<b>0</b>	<b>37</b>	<b>20</b>	<b>204</b>	<b>2</b>	<b>38</b>	<b>20</b>	<b>46</b>	<b>2</b>	<b>204</b>	<b>2</b>	<b>38</b>	<b>4</b>	<b>79</b>	<b>0</b>	<b>28</b>	<b>3</b>	<b>11</b>	<b>0</b>	<b>6</b>	<b>388</b>
<b>Opponents</b>		<b>88</b>	<b>365</b>	<b>3</b>	<b>21</b>	<b>26</b>	<b>359</b>	<b>3</b>	<b>68</b>	<b>26</b>	<b>43</b>	<b>0</b>	<b>359</b>	<b>3</b>	<b>68</b>	<b>1</b>	<b>29</b>	<b>0</b>	<b>29</b>	<b>6</b>	<b>43</b>	<b>0</b>	<b>20</b>	<b>724</b>

## Wyoming Averages

Games	Avg/ rush	Avg/ catch	Pass effic	KR avg	PR avg	All purpose avg/game	Total offense avg/game
2	2.5	10.2	86.4	19.8	3.7	239.0	194.0

Date	Opponent	Tackles				Sacks	Fumble	Pass Defense			blkd	PAT attempts			off			
		ua	a	total	tfl-yds	no-yds	ff	fr-yds	int-yds	qbh	brup	kick	kick	rush	rcv	saf	t/o pts	
08/31/2024	at Arizona St.	46	32	78	5.0-18	2-14	0	0-0	0-0	2	1	0	1-1	0	0	0	0	7
09/07/2024	Idaho	38	22	60	9.0-29	1-4	1	0-0	0-0	0	1	0	1-1	0	0	0	0	13
<b>Wyoming</b>		<b>84</b>	<b>54</b>	<b>138</b>	<b>14.0-47</b>	<b>3-18</b>	<b>1</b>	<b>0-0</b>	<b>0-0</b>	<b>2</b>	<b>2</b>	<b>0</b>	<b>2-2</b>	<b>0</b>	<b>0</b>	<b>0</b>	<b>0</b>	<b>20</b>
<b>Opponents</b>		<b>68</b>	<b>50</b>	<b>118</b>	<b>11.0-57</b>	<b>7-51</b>	<b>1</b>	<b>2-6</b>	<b>2-47</b>	<b>2</b>	<b>5</b>	<b>0</b>	<b>8-8</b>	<b>0</b>	<b>0</b>	<b>0</b>	<b>24</b>	<b>65</b>

Date	Opponent	Punting								Field Goals			Kickoffs					
		no.	yds	avg	long	blkd	tb	fc	50+	i20	md-att	long	blkd	no.	yds	avg	tb	ob
08/31/2024	at Arizona St.	8	376	47.0	59	0	0	4	3	1	0-0	0	0	2	121	60.5	1	0
09/07/2024	Idaho	5	197	39.4	42	0	0	3	0	3	2-3	48	0	4	260	65.0	3	0
<b>Wyoming</b>		<b>13</b>	<b>573</b>	<b>44.1</b>	<b>59</b>	<b>0</b>	<b>0</b>	<b>7</b>	<b>3</b>	<b>4</b>	<b>2-3</b>	<b>48</b>	<b>0</b>	<b>6</b>	<b>381</b>	<b>63.5</b>	<b>4</b>	<b>0</b>
<b>Opponents</b>		<b>8</b>	<b>342</b>	<b>42.8</b>	<b>51</b>	<b>0</b>	<b>1</b>	<b>3</b>	<b>2</b>	<b>0</b>	<b>3-5</b>	<b>49</b>	<b>0</b>	<b>13</b>	<b>807</b>	<b>62.1</b>	<b>9</b>	<b>0</b>

Date	Opponent	Rushing				Receiving				Passing				Kick Returns				Punt Returns				tot off		
		no.	yds	td	lg	no.	yds	td	lg	cmp	att	int	yds	td	lg	no.	yds	td	lg	no.	yds		td	lg
08/31/2024	at Arizona St.	32	40	0	17	10	78	1	23	10	20	2	78	1	23	3	51	0	26	1	6	0	6	118
09/07/2024	Idaho	43	144	0	37	10	126	1	38	10	26	0	126	1	38	1	28	0	28	2	5	0	5	270
<b>Wyoming</b>		<b>75</b>	<b>184</b>	<b>0</b>	<b>37</b>	<b>20</b>	<b>204</b>	<b>2</b>	<b>38</b>	<b>20</b>	<b>46</b>	<b>2</b>	<b>204</b>	<b>2</b>	<b>38</b>	<b>4</b>	<b>79</b>	<b>0</b>	<b>28</b>	<b>3</b>	<b>11</b>	<b>0</b>	<b>6</b>	<b>388</b>
<b>Opponents</b>		<b>88</b>	<b>365</b>	<b>3</b>	<b>21</b>	<b>26</b>	<b>359</b>	<b>3</b>	<b>68</b>	<b>26</b>	<b>43</b>	<b>0</b>	<b>359</b>	<b>3</b>	<b>68</b>	<b>1</b>	<b>29</b>	<b>0</b>	<b>29</b>	<b>6</b>	<b>43</b>	<b>0</b>	<b>20</b>	<b>724</b>

## Wyoming Averages

Games	Avg/ rush	Avg/ catch	Pass effic	KR avg	PR avg	All purpose avg/game	Total offense avg/game
2	2.5	10.2	86.4	19.8	3.7	239.0	194.0

Date	Opponent	Tackles				Sacks	Fumble	Pass Defense			blkd	PAT attempts			off			
		ua	a	total	tfl-yds	no-yds	ff	fr-yds	int-yds	qbh	brup	kick	kick	rush	rcv	saf	t/o pts	
08/31/2024	at Arizona St.	46	32	78	5.0-18	2-14	0	0-0	0-0	2	1	0	1-1	0	0	0	0	7
09/07/2024	Idaho	38	22	60	9.0-29	1-4	1	0-0	0-0	0	1	0	1-1	0	0	0	0	13
<b>Wyoming</b>		<b>84</b>	<b>54</b>	<b>138</b>	<b>14.0-47</b>	<b>3-18</b>	<b>1</b>	<b>0-0</b>	<b>0-0</b>	<b>2</b>	<b>2</b>	<b>0</b>	<b>2-2</b>	<b>0</b>	<b>0</b>	<b>0</b>	<b>0</b>	<b>20</b>
<b>Opponents</b>		<b>68</b>	<b>50</b>	<b>118</b>	<b>11.0-57</b>	<b>7-51</b>	<b>1</b>	<b>2-6</b>	<b>2-47</b>	<b>2</b>	<b>5</b>	<b>0</b>	<b>8-8</b>	<b>0</b>	<b>0</b>	<b>0</b>	<b>24</b>	<b>65</b>

Date	Opponent	Punting								Field Goals			Kickoffs					
		no.	yds	avg	long	blkd	tb	fc	50+	i20	md-att	long	blkd	no.	yds	avg	tb	ob
08/31/2024	at Arizona St.	8	376	47.0	59	0	0	4	3	1	0-0	0	0	2	121	60.5	1	0
09/07/2024	Idaho	5	197	39.4	42	0	0	3	0	3	2-3	48	0	4	260	65.0	3	0
<b>Wyoming</b>		<b>13</b>	<b>573</b>	<b>44.1</b>	<b>59</b>	<b>0</b>	<b>0</b>	<b>7</b>	<b>3</b>	<b>4</b>	<b>2-3</b>	<b>48</b>	<b>0</b>	<b>6</b>	<b>381</b>	<b>63.5</b>	<b>4</b>	<b>0</b>
<b>Opponents</b>		<b>8</b>	<b>342</b>	<b>42.8</b>	<b>51</b>	<b>0</b>	<b>1</b>	<b>3</b>	<b>2</b>	<b>0</b>	<b>3-5</b>	<b>49</b>	<b>0</b>	<b>13</b>	<b>807</b>	<b>62.1</b>	<b>9</b>	<b>0</b>

# Wyoming Cowboys

Date	Opponent	Rushing				Receiving				Passing				Kick Returns				Punt Returns				tot off
		no.	yds	td	lg	no.	yds	td	lg	cmp	att	int	yds	td	lg	no.	yds	td	lg	no.	yds	
08/31/2024	at Arizona St.	49	241	2	21	14	258	2	68	14-22-0 258 2 68				0	0	0	0	4	38	0	20	499
09/07/2024	Idaho	39	124	1	16	12	101	1	32	12-21-0 101 1 32				1	29	0	29	2	5	0	5	225
<b>Opponents</b>		<b>88</b>	<b>365</b>	<b>3</b>	<b>21</b>	<b>26</b>	<b>359</b>	<b>3</b>	<b>68</b>	<b>26-43-0 359 3 68</b>				<b>1</b>	<b>29</b>	<b>0</b>	<b>29</b>	<b>6</b>	<b>43</b>	<b>0</b>	<b>20</b>	<b>724</b>
<b>Wyoming</b>		<b>75</b>	<b>184</b>	<b>0</b>	<b>37</b>	<b>20</b>	<b>204</b>	<b>2</b>	<b>38</b>	<b>20-46-2 204 2 38</b>				<b>4</b>	<b>79</b>	<b>0</b>	<b>28</b>	<b>3</b>	<b>11</b>	<b>0</b>	<b>6</b>	<b>388</b>

## Opponents Averages

Games	Avg/ rush	Avg/ catch	Pass effic	KR avg	PR avg	All purpose avg/game	Total offense avg/game
2	4.1	13.8	153.6	29.0	7.2	421.5	362.0

Date	Opponent	Tackles				Sacks	Fumble	Pass Defense			blkd	PAT attempts			off			
		ua	a	total	tfl-yds	no-yds	ff	fr-yds	int-yds	qbh	brup	kick	kick	rush	rcv	saf	t/o	pts
08/31/2024	at Arizona St.	28	26	54	5.0-28	3-25	0	1-6	2-47	2	2	0	6-6	0	0	0	17	48
09/07/2024	Idaho	40	24	64	6.0-29	4-26	1	1-0	0-0	0	3	0	2-2	0	0	0	7	17
<b>Opponents</b>		<b>68</b>	<b>50</b>	<b>118</b>	<b>11.0-57</b>	<b>7-51</b>	<b>1</b>	<b>2-6</b>	<b>2-47</b>	<b>2</b>	<b>5</b>	<b>0</b>	<b>8-8</b>	<b>0</b>	<b>0</b>	<b>0</b>	<b>24</b>	<b>65</b>
<b>Wyoming</b>		<b>84</b>	<b>54</b>	<b>138</b>	<b>14.0-47</b>	<b>3-18</b>	<b>1</b>	<b>0-0</b>	<b>0-0</b>	<b>2</b>	<b>2</b>	<b>0</b>	<b>2-2</b>	<b>0</b>	<b>0</b>	<b>0</b>	<b>0</b>	<b>20</b>

Date	Opponent	Punting								Field Goals			Kickoffs					
		no.	yds	avg	long	blkd	tb	fc	50+	i20	md-att	long	blkd	no.	yds	avg	tb	ob
08/31/2024	at Arizona St.	2	92	46.0	51	0	1	0	1	0	2-4	29	0	9	547	60.8	6	0
09/07/2024	Idaho	6	250	41.7	50	0	0	3	1	0	1-1	49	0	4	260	65.0	3	0
<b>Opponents</b>		<b>8</b>	<b>342</b>	<b>42.8</b>	<b>51</b>	<b>0</b>	<b>1</b>	<b>3</b>	<b>2</b>	<b>0</b>	<b>3-5</b>	<b>49</b>	<b>0</b>	<b>13</b>	<b>807</b>	<b>62.1</b>	<b>9</b>	<b>0</b>
<b>Wyoming</b>		<b>13</b>	<b>573</b>	<b>44.1</b>	<b>59</b>	<b>0</b>	<b>0</b>	<b>7</b>	<b>3</b>	<b>4</b>	<b>2-3</b>	<b>48</b>	<b>0</b>	<b>6</b>	<b>381</b>	<b>63.5</b>	<b>4</b>	<b>0</b>

Opponent	Score	First Downs				Rushing		Passing			Total Offense		Return Yards	Turn-Overs
		Total	Rush	Pass	Pen	Number-Yards	Comp-Att.-Int	Yards	Plays-Yards	Plays-Yards				
Arizona St.	7-48	8 / 27	5 / 13	2 / 12	1 / 2	32-40 / 49-241	10-20-2 / 14-22-0	78 / 258	52-118 / 71-499	57 / 91	3 / 0			
Idaho	13-17	16 / 14	10 / 7	5 / 5	1 / 2	43-144 / 39-124	10-26-0 / 12-21-0	126 / 101	69-270 / 60-225	33 / 34	1 / 0			
<b>Totals</b>	<b>20-65</b>	<b>24 / 41</b>	<b>15 / 20</b>	<b>7 / 17</b>	<b>2 / 4</b>	<b>75-184 / 88-365</b>	<b>20-46-2 / 26-43-0</b>	<b>204 / 359</b>	<b>121-388 / 131-724</b>	<b>90 / 125</b>	<b>4 / 0</b>			

Opponents	3rd Down Conversion	4th Down Conversion	Time of Possession	TOP Margin	Avg Yds/Rush	Avg Yds/Pass	Avg Yds/Play	Punting Number-Avg	Penalties		Sacks
									Number-Yards	Number-Yards	
Arizona St.	3-13 / 8-15	1-1 / 1-1	22:56 / 37:04	-14:08	1.3 / 4.9	3.9 / 11.7	2.3 / 7.0	8-47.0 / 2-46.0	7-65.0 / 4-30.0	2 / 3	
Idaho	6-16 / 1-13	1-2 / 2-4	28:40 / 31:20	-02:40	3.3 / 3.2	4.8 / 4.8	3.9 / 3.8	5-39.4 / 6-41.7	9-70.0 / 11-73.0	1 / 4	
<b>Totals</b>	<b>9-29 / 9-28</b>	<b>2-3 / 3-5</b>	<b>51:36 / 68:24</b>	<b>-16:48</b>	<b>2.5 / 4.1</b>	<b>4.4 / 8.3</b>	<b>3.2 / 5.5</b>	<b>13-44.1 / 8-42.8</b>	<b>16-135.0 / 15-103.0</b>	<b>3 / 7</b>	

Note: Game totals are displayed in the format TEAM/OPPONENT for each category



# Wyoming Cowboys

## 3rd-Down Conversions

Date	Opponent	Score	Overall	1st Qtr	2nd Qtr	3rd Qtr	4th Qtr	Overtime
08/31/2024	at Arizona St.	L 7-48	3-13 23.1	0-2 0.0	1-4 25.0	0-3 0.0	2-4 50.0	0-0 0.0
09/07/2024	Idaho	L 13-17	6-16 37.5	2-3 66.7	2-5 40.0	1-4 25.0	1-4 25.0	0-0 0.0
<b>Wyoming</b>			<b>9-29 31.0</b>	<b>2-5 40.0</b>	<b>3-9 33.3</b>	<b>1-7 14.3</b>	<b>3-8 37.5</b>	<b>0-0 0.0</b>
<b>Opponents</b>			<b>9-28 32.1</b>	<b>2-5 40.0</b>	<b>1-7 14.3</b>	<b>4-8 50.0</b>	<b>2-8 25.0</b>	<b>0-0 0.0</b>

## 4th-Down Conversions

Date	Opponent	Score	Overall	1st Qtr	2nd Qtr	3rd Qtr	4th Qtr	Overtime
08/31/2024	at Arizona St.	L 7-48	1-1 100.0	0-0 0.0	0-0 0.0	1-1 100.0	0-0 0.0	0-0 0.0
09/07/2024	Idaho	L 13-17	1-2 50.0	0-0 0.0	1-2 50.0	0-0 0.0	0-0 0.0	0-0 0.0
<b>Wyoming</b>			<b>2-3 66.7</b>	<b>0-0 0.0</b>	<b>1-2 50.0</b>	<b>1-1 100.0</b>	<b>0-0 0.0</b>	<b>0-0 0.0</b>
<b>Opponents</b>			<b>3-5 60.0</b>	<b>1-1 100.0</b>	<b>2-2 100.0</b>	<b>0-1 0.0</b>	<b>0-1 0.0</b>	<b>0-0 0.0</b>

## Time of Possession

Date	Opponent	Score	Overall	1st Qtr	2nd Qtr	3rd Qtr	4th Qtr	Overtime
08/31/2024	at Arizona St.	L 7-48	22:56	06:18	05:53	03:21	07:24	00:00
09/07/2024	Idaho	L 13-17	28:40	06:46	06:57	04:00	10:57	00:00
<b>Wyoming</b>			<b>Total</b>	<b>13:04</b>	<b>12:50</b>	<b>07:21</b>	<b>18:21</b>	<b>00:00</b>
			<b>Avg.</b>	<b>06:32</b>	<b>06:25</b>	<b>03:40</b>	<b>09:10</b>	<b>00:00</b>
<b>Opponents</b>			<b>Total</b>	<b>14:50</b>	<b>19:16</b>	<b>15:45</b>	<b>18:33</b>	<b>00:00</b>
			<b>Avg.</b>	<b>07:25</b>	<b>09:38</b>	<b>07:53</b>	<b>09:16</b>	<b>00:00</b>

# Wyoming Cowboys

## Wyoming Inside Opponent Red-Zone

Date	Opponent	Score	Times	Times	Total	Failed to score inside RZ									
			In RZ	Scored	Pts	TDs	Rush TDs	Pass TDs	FGs Made	FGA	Down	Int	Fumb	Half	Game
08/31/2024	at Arizona St.	L 7-48	1	1	7	1	0	1	0	0	0	0	0	0	0
09/07/2024	Idaho	L 13-17	2	2	10	1	0	1	1	1	0	0	0	0	0
<b>Totals 3 of 3 (100.0%)</b>			<b>3</b>	<b>3</b>	<b>17</b>	<b>2</b>	<b>0</b>	<b>2</b>	<b>1</b>	<b>1</b>	<b>0</b>	<b>0</b>	<b>0</b>	<b>0</b>	<b>0</b>

## Opponents Inside Wyoming Red-Zone

Date	Opponent	Score	Times	Times	Total	Failed to score inside RZ									
			In RZ	Scored	Pts	TDs	Rush TDs	Pass TDs	FGs Made	FGA	Down	Int	Fumb	Half	Game
08/31/2024	Arizona St.	L 7-48	5	4	20	2	2	0	2	3	0	0	0	0	0
09/07/2024	Idaho	L 13-17	2	2	14	2	1	1	0	0	0	0	0	0	0
<b>Totals 6 of 7 (85.7%)</b>			<b>7</b>	<b>6</b>	<b>34</b>	<b>4</b>	<b>3</b>	<b>1</b>	<b>2</b>	<b>3</b>	<b>0</b>	<b>0</b>	<b>0</b>	<b>0</b>	<b>0</b>

## Wyoming - Game Highs

<b>RUSHES</b>	43	Idaho (09/07/2024)
<b>YARDS RUSHING</b>	144	Idaho (09/07/2024)
<b>YARDS PER RUSH</b>	3.3	Idaho (09/07/2024)
<b>TD RUSHES</b>	0	Idaho (09/07/2024)
	0	at Arizona St. (08/31/2024)
<b>PASS ATTEMPTS</b>	26	Idaho (09/07/2024)
<b>PASS COMPLETIONS</b>	10	Idaho (09/07/2024)
	10	at Arizona St. (08/31/2024)
<b>YARDS PASSING</b>	126	Idaho (09/07/2024)
<b>YARDS PER PASS</b>	4.8	Idaho (09/07/2024)
<b>TD PASSES</b>	1	Idaho (09/07/2024)
	1	at Arizona St. (08/31/2024)
<b>TOTAL PLAYS</b>	69	Idaho (09/07/2024)
<b>TOTAL OFFENSE</b>	270	Idaho (09/07/2024)
<b>YARDS PER PLAY</b>	3.9	Idaho (09/07/2024)
<b>POINTS</b>	13	Idaho (09/07/2024)
<b>SACKS BY</b>	2	at Arizona St. (08/31/2024)
<b>FIRST DOWNS</b>	16	Idaho (09/07/2024)
<b>PENALTIES</b>	9	Idaho (09/07/2024)
<b>PENALTY YARDS</b>	70	Idaho (09/07/2024)
<b>TURNOVERS</b>	3	at Arizona St. (08/31/2024)
<b>PUNTS</b>	8	at Arizona St. (08/31/2024)
<b>PUNTING AVG</b>	47.0	at Arizona St. (08/31/2024)
<b>LONG PUNT</b>	59	at Arizona St. (08/31/2024)
<b>PUNTS INSIDE 20</b>	3	Idaho (09/07/2024)
<b>LONG PUNT RETURN</b>	6	at Arizona St. (08/31/2024)

# Wyoming Cowboys

## Wyoming - Individual Game Highs

<b>RUSHES</b>	17	D.J. Jones vs Idaho (09/07/2024)
	17	D.J. Jones at Arizona St. (08/31/2024)
<b>YARDS RUSHING</b>	80	D.J. Jones vs Idaho (09/07/2024)
<b>TD RUSHES</b>	none	
<b>LONG RUSH</b>	37	Evan Svoboda vs Idaho (09/07/2024)
<b>PASS ATTEMPTS</b>	24	Evan Svoboda vs Idaho (09/07/2024)
<b>PASS COMPLETIONS</b>	10	Evan Svoboda vs Idaho (09/07/2024)
<b>YARDS PASSING</b>	126	Evan Svoboda vs Idaho (09/07/2024)
<b>TD PASSES</b>	1	Evan Svoboda vs Idaho (09/07/2024)
	1	Kaden Anderson at Arizona St. (08/31/2024)
<b>LONG PASS</b>	38	Evan Svoboda vs Idaho (09/07/2024)
<b>RECEPTIONS</b>	3	Chris Durr at Arizona St. (08/31/2024)
<b>YARDS RECEIVING</b>	38	Will Pelissier vs Idaho (09/07/2024)
<b>TD RECEPTIONS</b>	1	Devin Boddie vs Idaho (09/07/2024)
	1	Chris Durr at Arizona St. (08/31/2024)
<b>LONG RECEPTION</b>	38	Will Pelissier vs Idaho (09/07/2024)
<b>PUNTS</b>	8	Jack Culbreath at Arizona St. (08/31/2024)
<b>PUNTING AVG</b>	47.0	Jack Culbreath at Arizona St. (08/31/2024)
<b>LONG PUNT</b>	59	Jack Culbreath at Arizona St. (08/31/2024)
<b>PUNTS INSIDE 20</b>	3	Jack Culbreath vs Idaho (09/07/2024)
<b>LONG PUNT RETURN</b>	6	Caleb Cooley at Arizona St. (08/31/2024)
<b>LONG KICKOFF RETURN</b>	28	Tyler King vs Idaho (09/07/2024)
<b>TACKLES</b>	10	Shae Suaunoa vs Idaho (09/07/2024)
<b>SACKS</b>	1	Sabastian Harsh vs Idaho (09/07/2024)
	1	Braden Siders at Arizona St. (08/31/2024)
	1	Tyce Westland at Arizona St. (08/31/2024)
<b>TACKLES FOR LOSS</b>	2.5	Sabastian Harsh vs Idaho (09/07/2024)

# Wyoming Cowboys

## Game-by-Game Starters

### Offense

	QB	RB	WR	WR	WR/TE	TE	OT	OG	C	OG	OT
Arizona State	Svoboda	Jones	Brown	Boddie	Pelissier	Miles	Geiger	Walsh	Tulafono	King	Barnett
Idaho	Svoboda	Jones	Brown	Boddie	Pelissier	Miles	Geiger	Walsh	Tulafono	King	Barnett

### Defense

	CB	SS	FS	CB	Nickel	Will	Mike	DE	DT	NT	DE
Arizona State	Davis	White	Ekeler	Parks	W. Brown	Shay	Suiaunoa	Harsh	Bertagnole	Florentine	Siders
Idaho	Davis	Johnson	Ekeler	Parks	W. Brown	Shay	Suiaunoa	Harsh	Bertagnole	Florentine	Siders

# Wyoming Cowboys

##	Player	GP-GS	ASU	UI
2	Devin Boddie	2/2	START	START
2	Wrook Brown	2/2	START	START
3	Dawaiian McNeely	1/0	...	XXX
3	Andrew Johnson	2/1	XXX	START
4	Harrison Waylee	0/0	...	...
4	Keany Parks	2/2	START	START
5	Tyler King	2/0	XXX	XXX
6	Evan Eller	2/0	XXX	XXX
6	Jamari Ferrell	2/0	XXX	XXX
7	Jayden Clemons	0/0	...	...
7	Markie Grant	0/0	...	...
8	Jaylen Sargent	2/0	XXX	XXX
8	Tyrese Boss	0/0	...	...
9	Alex Brown	2/2	START	START
11	Justin Stevenson	2/0	XXX	XXX
11	Charles Williams	0/0	...	...
12	Tyrecus Davis	2/2	START	START
12	Kaden Anderson	2/0	XXX	XXX
13	Gage Brook	0/0	...	...
13	Ian Bell	2/0	XXX	XXX
14	Naz Hill	0/0	...	...
14	Kayden LaFramboise	0/0	...	...
15	Chris Durr	2/0	XXX	XXX
15	David Leonard	0/0	...	...
16	Bleyne Bryant	0/0	...	...
17	Evan Svoboda	2/2	START	START
18	Caleb Merritt	2/0	XXX	XXX
18	Deyon Batiste	0/0	...	...
19	Caleb Cooley	2/0	XXX	XXX
19	Malique Singleton	2/0	XXX	XXX
20	Lafai Purcell	0/0	...	...
21	Koa McIntyre	2/0	XXX	XXX
21	Nico Hamilton	0/0	...	...
22	Sam Scott	2/0	XXX	XXX
23	Tyler Nystrom	0/0	...	...
23	Jones Thomas	2/0	XXX	XXX
24	Charlie Coenen	0/0	...	...
24	Drew Jackson	0/0	...	...
25	Cole DeMarzo	2/0	XXX	XXX
25	Mitchell Anderson	0/0	...	...
26	D.J. Jones	2/2	START	START
26	Gary Rutherford	0/0	...	...
27	Joaquin Sandoval	0/0	...	...
27	Dontae Burch	0/0	...	...
28	Adrian Onyeigo	0/0	...	...
29	Isaac Sell	2/0	XXX	XXX
30	Miles Tucker	0/0	...	...
31	Wyett Ekeler	2/2	START	START
32	Jevon Davis	0/0	...	...
33	Connor Shay	2/2	START	START
33	Trey Olsen	0/0	...	...
34	Braden Siders	2/2	START	START
35	Kimball Madsen	0/0	...	...
35	Nikos Varelas	0/0	...	...
36	Caleb Driskill	2/0	XXX	XXX
36	Jack Harvey	0/0	...	...
39	Eltoum Murgus	0/0	...	...
40	Tyce Westland	2/0	XXX	XXX
40	Cooper Mailand	0/0	...	...
41	Jack Culbreath	2/0	XXX	XXX

# Wyoming Cowboys

##	Player	GP-GS	ASU	UI
42	Isaac White	1/1	START	...
43	Shae Suiiaunoa	2/2	START	START
43	Gavyn Helm	0/0	...	...
44	Micah Young	2/0	XXX	XXX
44	Tyler Hampton	0/0	...	...
45	Read Sunn	2/0	XXX	XXX
46	John Hoyland	2/0	XXX	XXX
46	Dash Bauman	0/0	...	...
47	Erik Sandvik	0/0	...	...
49	Nic Talich	2/0	XXX	XXX
50	Giovanni Panozzo	0/0	...	...
52	Carson York	2/0	XXX	XXX
53	Dante Gavito	0/0	...	...
54	Sabastian Harsh	2/2	START	START
55	Kevin Sjogren	0/0	...	...
55	Tegen Seeds	0/0	...	...
57	Luke Sandy	2/0	XXX	XXX
58	Jordan Turnbull	0/0	...	...
59	Ethan Day	2/0	XXX	XXX
60	Wyatt Walters	0/0	...	...
62	Spencer Rathburn	0/0	...	...
63	Braylon Jenkins	0/0	...	...
64	Brandt Rice	0/0	...	...
65	Nathan Geiger	1/1	START	...
68	Cody Crawford	0/0	...	...
69	Abraham Bangoura	0/0	...	...
70	Rex Johnsen	2/0	XXX	XXX
71	Jake Davies	2/1	XXX	START
72	Caden Barnett	2/2	START	START
73	Caleb Hall	0/0	...	...
74	Brycen Lotz	0/0	...	...
75	Alex Conn	2/0	XXX	XXX
76	Quinn Grovesteen-Matchey	1/0	XXX	...
77	Nofoafia Tulafono	2/2	START	START
78	Wes King	2/2	START	START
78	Alex Haswell	0/0	...	...
79	Jack Walsh	2/2	START	START
80	Justin Erb	2/0	XXX	XXX
81	Hunter Kallstrom	0/0	...	...
82	Bricen Brantley	0/0	...	...
83	Will Pelissier	2/2	START	START
84	John Michael Gyllenborg	0/0	...	...
85	Clay Nanke	2/0	XXX	XXX
86	Nick Miles	2/2	START	START
87	Isaac Schoenfeld	2/0	XXX	XXX
88	Tell Wade	0/0	...	...
88	Jaylan Bean	2/0	XXX	XXX
89	Jake Wilson	0/0	...	...
91	Jaden Williams	2/0	XXX	XXX
92	Dante Drake	2/0	XXX	XXX
93	DeVonne Harris	1/0	XXX	...
94	Ben Florentine	2/2	START	START
95	Caleb Robinson	0/0	...	...
96	Jordan Bertagnole	2/2	START	START
97	Lucas Samsula	0/0	...	...
98	Jayden Williams	2/0	XXX	XXX
99	Keelan Anderson	0/0	...	...
99	Nathan Murphy	0/0	...	...