

INSIDE THE SERIES

Overall	4-4	Most K-State Pts	36 (1957)
In Manhattan	4-0	Most BYU Pts	39 (1977)
In Provo	0-3	3 Points or Less	0-0
Current Streak	Lost 2	7 Points or Less	0-1
Longest Win Streak	2 (1957, 1963)	Biggest Win	36-7 (1957)

K-STATE'S STATISTICAL LEADERS

RUSHING	PASSING	RECEIVING	RETURNS
			
#31 DJ Giddens	#2 Avery Johnson	#1 Jayce Brown	#3 Dylan Edwards
39 CAR 324 YDS 1 TD	43 COMP 67 ATT 490 YDS 6 TD	9 REC 148 YDS 0 TD	3 PR 81 YDS 1 TD
TACKLES	TFLs	SACKS	INTs
			
#45 Austin Romaine	Two Tied	#38 Brendan Mott	Two Tied
18 TKL	3.0 TFL	2.5 SKS	1 INT

WHERE TO FIND...

Media Information	2
Team Notes	3-4
Offensive Notes	4-5
Defensive Notes	5-6
Special Teams Notes	6
Coaching Staff/Roster Notes	7
Opponent Breakdown	8
Last Time vs. BYU	9
2024 Opponent Tracker	10
Head Coach Chris Klieman	11-12
Assistant Coaches/Gameday Locations	13
Roster/Pronunciations	14-15
How the Wildcats Were Built	16
Depth Chart	17
Depth Chart Notes	18-20
Select Player Bios	21-32
Team Statistics	33-34
Game-by-Game Offensive Statistics	35
Defensive Statistics	36
Game-by-Game Defensive Statistics	37
Game-by-Game Summaries/Starters/Turnovers	38
Scoring Drives/Drive Analysis	39
3rd Downs/Red Zone/Long Plays	40
Long Plays	41
Superlatives	42
Game Recaps	43-45
Last Time	46-50
Records Watch	51



KANSAS STATE WILDCATS

3-0 - 0-0 BIG 12

Ranking (AP/Coaches)	13/14
Last Game	Sept. 13, 2024
Defeated No. 20 Arizona, 31-7	
Coach	Chris Klieman
Career Record (Yr)	114-37 (12th)
Record at K-State (Yr)	42-24 (6th)
Record vs. BYU	0-0



ESPN
Dave Flemming (Play-by-Play)
Brock Osweiler (Analyst)
Stormy Buonantony (Sidelines)



K-State Sports Network
Wyatt Thompson (Play-by-Play)
Stan Weber (Analyst)
Matt Walters (Sidelines)



SIRIUSXM
SiriusXM Channel 83
and on the SiriusXM App



TUNEIN
TuneIn.com/Big12Radio

THE TOP 5

- Following a big 31-7 home win over No. 20 Arizona, No. 13 K-State will hit the road to begin Big 12 Conference play as the Wildcats travel to BYU for a late-night kick inside LaVell Edwards Stadium in Provo, Utah. The league opener will kick at 9:30 p.m. (CT), and be broadcast nationally on ESPN with **Dave Flemming** (play-by-play), **Brock Osweiler** (analyst) and **Stormy Buonantony** (sideline) on the call.
- Quarterback **Avery Johnson** became the fifth sophomore signal caller – and just the second true sophomore – to start a season opener since 1990 when he did so against UT Martin. In three games this season, Johnson has completed 64.2% of his passes (43-of-67), totaling 490 yards and six touchdowns. He has rushed for 187 yards on 28 carries, including a 110-yard effort against Arizona.
- Alongside Johnson in the backfield is running back **DJ Giddens**, who has rushed for 324 yards on 49 carries and a touchdown to go along with seven receptions for 69 yards and another score. Sophomore **Dylan Edwards** has also burst onto the scene, averaging 9.2 yards per carry on 15 attempts. Edwards has two rushing touchdowns, one receiving score and a 71-yard punt return score in three games.
- The experience of the Wildcats resides on defense as the unit brings back eight starters, including five of its top six tacklers from a year ago. Seven Wildcats have recorded 10 or more total tackles through three games led by **Austin Romaine**'s 18. Romaine and **Brendan Mott** each have three tackles for loss, while Mott's 2.5 sacks lead the squad. As a unit, the Cats have 26 tackles for loss and 10 sacks on the year.
- Kicker **Chris Tennant** is back for his senior campaign and enters this week's contest in the top 10 in school history in five career categories. The Wildcats' new punter, **Simon McClannan**, has averaged 42.0 yards per punt this season and landed three inside the 20-yard line. Additionally, a plethora of options are available at both kickoff and punt return, including Edwards.

STATISTICAL SPOTLIGHTS

Turnovers produced by K-State since 2021, the second-most among active Big 12 teams and tied for 10th among Power 4 teams.	67
Number of combined kick and punt return touchdowns by the Cats since 2005, the most in the nation.	62
K-State is seeking its first 4-0 start to a season in 12 years as the last time the Wildcats won their first four games was 2012.	12
Number of consecutive games the Wildcats have scored 28 or more points, the most since 1998-99 (16 straight).	11
The Cats have scored a non-offensive touchdown in each of the first three games this season.	3

PLAYER SPOTLIGHT



Dylan Edwards' 71-yard punt return touchdown propelled the Cats to a 31-7 win over No. 20 Arizona. It was also the third straight week the Cats scored a non-offensive touchdown.

2024 SCHEDULE & RESULTS

											
UT Martin Aug. 31 W, 41-6 ESPN+	at rv/rv Tulane Sept. 7 W, 34-27 ESPN	20/18 Arizona (F) Sept. 13 W, 31-7 FOX	at rv/rv BYU* Sept. 21 9:30 p.m. ESPN	14/15 Okla. St.* Sept. 28 TBA	at Colorado* Oct. 12 TBA	at W. Virginia* Oct. 19 TBA	Kansas* Oct. 26 TBA	at Houston* Nov. 2 TBA	rv/rv Arizona St.* Nov. 16 TBA	Cincinnati* Nov. 23 TBA	at 20/21 Iowa St.* Nov. 30 TBA



MEDIA SCHEDULE - BYU

MONDAY 16	TUESDAY 17	WEDNESDAY 18	THURSDAY 19	FRIDAY 20	SATURDAY 21	SUNDAY 22
Press Conference 12 p.m. – Lunch 12:30 p.m. – Chris Klieman 1 p.m. – Players Media Download Video and audio files of Coach Klieman's press conference will be available for media download at approximately 2 p.m. Contact Ryan Lackey for access.	No Media Availability	No Media Availability	Coordinator Media Availability 2 p.m. Media Download Video and audio files of both coordinator media sessions will be available for media download at approximately 3:30 p.m. Contact Ryan Lackey for access.	No Media Availability	Game 4 K-State at BYU 9:30 p.m. ESPN LaVell Edwards Stadium Provo, Utah Postgame Coach Klieman and players in visiting interview area	No Media Availability K-State's game notes for the Oklahoma State game will be available on Monday, September 23 at 12 p.m.

K-STATE ATHLETICS COMMUNICATIONS



RYAN LACKEY
Associate AD/Communications
Primary Contact/Assistants & Players Requests
 Cell 785-587-7865
 Email rlackey@kstatesports.com
 Twitter.....@rlackey84



KENNY LANNOU
Executive Associate A.D./Communications
Coach Klieman Requests
 Cell 785-587-7867
 Email klannou@kstatesports.com
 Twitter.....@KennyLannou



MANDI MCKINLEY
ADMINISTRATIVE ASST./COMMUNICATIONS
Credentials
 Office..... 785-532-6735
 Email mmckinley@kstatesports.com

CREDENTIALS

Media outlets interested in covering Kansas State football on either a season or individual-game basis are requested to submit all applications for credentials through the K-State Athletics Communications football credential application website at www.k-statesports.com/media. K-State is unable to process written requests for football credentials. Please be sure and review the department's credential policies on page 239 of the 2024 K-State Football Media Guide.

Due to inconsistent mail delivery service on tight deadlines, media passes generally will not be mailed. If this is the case, passes may be picked up at a location to be determined by the K-State Athletics Communications Office. Individuals picking up credentials will be required to furnish positive identification.

Admission to the press level is for working media only. Only those media with official K-State credentials will be admitted. Friends, spouses, children under the age of 16 and non-workers are not welcome in the press area.

Only two field access credentials will be allowed per media outlet for each game.

WEEKLY MEDIA AVAILABILITY

Mondays: Head coach **Chris Klieman** hosts a weekly news conference in the Steel & Pipe Team Theatre of the Vanier Family Football Complex. Lunch will be served at noon followed by Klieman's press conference at 12:30 p.m. Requested players are available from 1 p.m., to 1:45 p.m. **Player requests must be submitted to Ryan Lackey by 3 p.m., on Sundays.**

Thursdays: Offensive coordinator **Conor Riley** and defensive coordinator **Joe Klanderan** will hold interviews for 10 minutes apiece beginning at 2 p.m. These will take place in the Steel & Pipe Team Theatre at the Vanier Family Football Complex.

PRESS CONFERENCE VIDEO

Broadcast-quality video and audio files of press conferences on Monday and Thursday will be available for download in the afternoons on those respective days. Please contact Ryan Lackey for download instructions.

POSTGAME INTERVIEWS

K-State's locker room is closed. Media will be asked to submit a list of player requests to Ryan Lackey at the start of the fourth quarter. During home games, Coach Klieman will address the media in the Steel & Pipe Team Theatre on the third floor of the Vanier Family Football Complex, followed by the requested players. To get to the theater, proceed to the concourse and walk toward the Vanier Family Football Complex. Enter the first set of double doors and take an immediate left into the theater. On the road, these interviews will take place either in the designated visiting interview area or outside the visiting locker room.



COLLEGE PRESSBOX

collegepressbox is the official media website for Division I football. Access and download game notes, quotes, statistics, media guides, headshots, logos and more for all FBS schools, conferences, postseason games, awards and the College Football Playoff. For access, please register for an account at collegepressbox.com/register.

FIND BIG 12 CONTENT ON ESPN+

Most K-State and Big 12 athletic events, home and away – including men's basketball, women's basketball, volleyball, soccer, baseball, and select football games – are available on ESPN+, the direct-to-consumer sports streaming service. Fans can sign up for ESPN+ at plus.espn.com, with monthly, annual, and bundle options available. No minimum contract is required, cancel anytime.



CHRIS KLIEMAN SHOW

Featuring the head coach of the Wildcats with the Voice of the Wildcats Wyatt Thompson, the Chris Klieman Show looks ahead to the coming week, while also taking questions in front of a live audience at Powercat Sports Grill in Manhattan. The show will be held every Wednesday during the season from 7-8 p.m., with the exception of October 2 and November 27. The show will air on Facebook Live and many of the K-State Sports Network affiliates, and it will also be available on demand on ESPN+ and YURView Kansas each Friday.

2024 RADIO AFFILIATES

MARKET	CALL LETTERS	FREQUENCY
Beloit	KVSV	1190 AM/105.5 FM/102.9 FM
Chanute	KINZ	95.3 FM
Clay Center	KCLY	100.9 FM
Coffeyville	KGGF	690 AM
Colby/Goodland	KRDQ	100.3 FM
Concordia	KNCK	1390 AM/98.3 FM
Dodge City	KAHE	95.5 FM
Emporia	KVOE	101.7 FM
Great Bend	KZRS	107.9 FM
Hays/Ness City	KKDT	93.5 FM
Hiawatha	KNZA	103.9 FM
Hutchinson/Wichita	KHMY	93.1 FM
Junction City	KJCK	1420 AM/107.9 FM
Kansas City	KFNZ	610 AM/96.5 FM
Liberal	KSMM	1470 AM
Manhattan	KMAN	1350 AM/93.3 FM
Manhattan	KMKF	101.5 FM
Marysville	KNDY	1570 AM/94.1 FM/95.5 FM
Medicine Lodge	KQZQ	98.3 FM
Norton	KQNK	1530 AM/106.7 FM
Phillipsburg	KKAN	1490 AM
Phillipsburg	KQMA	92.5 FM
Pittsburg	KSEK	107.9 FM
Salina	KSAL	1150 AM/106.7 FM
Scott City	KSKL	94.5 FM
Seneca	KMZA	92.1 FM
Topeka	WIBW	580 AM/104.9 FM
Wichita	KFH	1240 AM/97.5 FM
Winfield	KWLS	107.9 FM



BIG 12 OPENERS

- K-State holds a 14-14 record all-time in Big 12 openers.
- Under head coach **Chris Klieman**, K-State is 3-2 in Big 12 openers with a 38-35 victory at No. 3 Oklahoma in 2020, a 41-34 triumph at No. 6 Oklahoma in 2022 and a 44-31 win over UCF last season.

BIG 12 ROAD OPENERS

- For the 23rd time in the 29-year history of the Big 12 K-State will be opening conference play on the road.
- The Cats are 12-15 all-time in their first Big 12 road game of the year.
- K-State is looking for a win in its first Big 12 road game for the third time under **Chris Klieman** having won its Big 12 opener at Oklahoma in both 2020 and 2022.

LOOKING FOR A 4-0 START

- Kansas State holds a 3-0 record for the third time under **Chris Klieman** and the first since 2021.
- The Wildcats are looking for their first 4-0 start since 2012, a season that K-State won its first 11 games.
- K-State has started 4-0 12 times since 1993 (1993-1996, 1998-2000, 2002-03, 2010-12).

A WINNING TRADITION

- Kansas State has totaled 139 Big 12 victories since the conference's formation in 1996, which stands as the most among active Big 12 programs.
- The Cats are also second among active Big 12 members in winning percentage since non-divisional play began in 2011. They sit at 59.8% (70-47), trailing only Oklahoma State (65.8%; 77-40).
- During that stretch, the Wildcats are 39-20 (66.1%) at home in Big 12 play and 31-27 (53.4%) on the road.

ALL-TIME BIG 12 VICTORIES

Rk.	School	Wins
1.	K-State	139
2.	Oklahoma State	132
3.	Texas Tech	112
4.	Iowa State	82
5.	Baylor	81
6.	Colorado [^]	60
7.	TCU*	59
8.	West Virginia*	51
9.	Kansas	49
10.	UCF [^]	4
T11.	BYU [^] /Houston [^]	2
13.	Cincinnati [^]	1

[^] Rejoining the Big 12 after being a member 1996-2010; * Joined Big 12 prior to 2012 season; [^] Joined Big 12 prior to 2023 season

BIG 12 WINNING % SINCE 2011*

Rk.	School	Pct.
1.	Oklahoma State	65.8%
2.	K-State	59.8%
3.	TCU	54.1%
4.	Baylor	53.8%
5.	West Virginia	49.5%
6.	Iowa State	41.0%
7.	Texas Tech	36.8%
8.	Kansas	12.1%

* Among teams in the Big 12 since 2011

AMONG THE NATION'S BEST

- K-State has a total of 225 victories since 1996, which ranks 21st nationally.
- Among active Big 12 teams, the Wildcats rank fourth behind BYU, TCU and Utah with 231 wins apiece.
- Over the last 14 seasons, the Wildcats have won at least seven games 12 times.

ON A GOOD RUN

- K-State is riding a streak of three-straight years of at least eight wins, its longest since 2011 (10), 2012 (11), 2013 (8) and 2014 (9).
- The Wildcats are the only returning Big 12 team with at least eight wins in each of the last three seasons and one of 13 Power 4 programs to claim that feat.
- K-State has 30 wins since 2021, which ranks third among active Big 12 teams behind Oklahoma State (32) and Utah (31).

CONSECUTIVE SEASONS WITH 8-PLUS WINS

Rk.	School	Years
1.	Alabama	16
T2.	Clemson/Georgia	13
4.	Notre Dame	7
5.	NC State	4
T6.	K-State	3

Tied with Iowa, Michigan, Ohio State, Ole Miss, Oregon, UCLA, Utah

POSTSEASON PROMINENCE

- Kansas State has a strong history of being in the postseason, having advanced to a bowl game 24 times since 1993, including 12 times in the last 14 years.
- K-State's 24 bowl trips since 1993 are tied for second among active Big 12 teams with BYU and just behind West Virginia (25).
- In an era when over 80 teams play in a bowl game each year, the Cats are one of just 16 Power 4 teams to play in a bowl game at least 12 times in the last 14 years.

PRESEASON EXPECTATIONS

- For the second-straight season, Kansas State entered a season ranked in both the Associated Press Top 25 and the AFCA Coaches Poll as they checked in at No. 18 and No. 17.
- It marked the first time the Wildcats were ranked in the Pre-season AP Top 25 in consecutive years since 2003 and 2004.
- Last season, K-State entered the year No. 16 in the AP Top 25 and No. 17 in the Coaches Poll.
- K-State has been ranked in the AP Top 25 on 235 occasions since 1993, the most among active Big 12 teams and ranked 22nd nationally.

RANKED STREAK

- Kansas State was ranked No. 25 in the final College Football Playoff Top 25 of 2023, marking the 12th-straight time the Cats were ranked in the CFP Top 25. That figure enters the 2024 season tied for the sixth-longest active streak.

CONSECUTIVE WEEKS RANKED IN CFP TOP 25

Rk.	School	Weeks
T1.	Alabama/Ohio State	60
3.	Georgia	41
4.	Oregon	19
5.	Michigan	18
T6.	K-State (Tied with LSU, Penn State, Tennessee)	12

NEW OPPONENTS

- K-State was more busy than usual scouting the opponents on its schedule during the spring and summer months as the Wildcats are only playing four foes from last year's schedule — Houston, Iowa State, Kansas and Oklahoma State — in 2024.
- It is the Wildcats' fewest amount of carryover opponents from one year to the next since only three rematches from the 1918 season to the 1919 season (Baker, Kansas and Iowa State).
- Additionally, half of the Wildcats' schedule is against teams in which they have not faced in at least 10 years, if ever. Those are UT Martin (First Meeting), Arizona (1978), BYU (1997), Colorado (2010), Arizona State (2002) and Cincinnati (1996).

WILDCATS WHEN...

Overall.....	3-0
Big 12.....	0-0
Non-conference record	1-0
Home	2-0
Away	1-0
Neutral.....	0-0
Current streak.....	Won 4
Current home streak.....	Won 2
Current road streak.....	Won 2
Last win	31-7 vs. Arizona (9/13/24)
Last loss	42-35 vs. Iowa State (11/25/23)

Day game.....	1-0
Night game	2-0

Game on:

ESPN.....	1-0
ESPN+	1-0
FOX.....	1-0
August	1-0
September	2-0
October	0-0
November	0-0
vs. top-25 teams (AP).....	1-0
vs. non-ranked teams (AP)	2-0
On artificial surface.....	3-0
On natural grass	0-0

Scoring first.....	2-0
Opponent scores first	1-0
Leading after 1st quarter	1-0
Behind after 1st quarter.....	1-0
Tied after 1st quarter	1-0
Leading at halftime.....	2-0
Behind at halftime	1-0
Tied at halftime.....	0-0
Leading after 3rd quarter	2-0
Behind after 3rd quarter	0-0
Tied after 3rd quarter	1-0
Overtime.....	0-0

Scoring 20 points or less.....	0-0
Scoring 20+ points	2-0
Scoring 30+ points	3-0
Allowing 21 points or less	2-0
Allowing 10 points or less	2-0

With 100-yard rusher	3-0
Allow 100-yard rusher.....	1-0
With 300-yard passer.....	0-0
Allow 300-yard passer.....	1-0
Outgain opponent.....	2-0
Total offense + 400 yards.....	1-0
Allow + 400 yards total offense	1-0

No turnovers	2-0
Less than three turnovers	3-0
Three or more turnovers.....	0-0
No takeaways.....	0-0
Three or more takeaways	0-0
Fewer turnovers gained	1-0
Equal turnovers gained	0-0
More turnovers gained	2-0
Control time of possession	0-0
Opponent controls time of possession.....	3-0



NATIONAL RANKINGS

Associated Press Top 25 (Week 4)

1. Texas (35)	3-0	1540
2. Georgia (23)	3-0	1518
3. Ohio State (5)	2-0	1461
4. Alabama	3-0	1358
5. Ole Miss	3-0	1316
6. Tennessee	3-0	1188
7. Missouri	3-0	1127
8. Miami	3-0	1094
9. Oregon	3-0	1093
10. Penn State	2-0	1050
11. USC	2-0	1008
12. Utah	3-0	912
13. Kansas State	3-0	836
14. Oklahoma State	3-0	742
15. Oklahoma	3-0	649
16. LSU	2-1	537
17. Notre Dame	2-1	477
18. Michigan	2-1	447
19. Louisville	2-0	418
20. Iowa State	2-0	354
21. Clemson	1-1	291
22. Nebraska	3-0	266
23. Northern Illinois	2-0	151
24. Illinois	3-0	137
25. Texas A&M	2-1	82

OTHER BIG 12 RECEIVING VOTES:

Arizona 15, UCF 6, Arizona State 3, BYU 2.

US LBM Coaches' Poll (Week 4)

1. Georgia (42)	3-0	1358
2. Texas (10)	3-0	1301
3. Ohio State (3)	2-0	1293
4. Alabama	3-0	1193
5. Ole Miss	3-0	1153
6. Oregon	3-0	1019
7. Tennessee	3-0	1009
8. Missouri	3-0	968
8. Penn State	2-0	968
10. Utah	3-0	834
11. Miami	3-0	831
12. USC	2-0	808
13. Oklahoma	3-0	697
14. Kansas State	3-0	662
15. Oklahoma State	3-0	642
16. LSU	2-1	466
17. Michigan	2-1	439
18. Notre Dame	2-1	404
19. Clemson	1-1	340
20. Louisville	2-0	333
21. Iowa State	2-0	235
22. Nebraska	3-0	204
23. Memphis	3-0	176
24. Texas A&M	2-1	85
25. UNLV	3-0	78

OTHER BIG 12 RECEIVING VOTES:

Arizona 37, UCF 27, Arizona State 15, BYU 3.

THE LAST TIME KANSAS STATE WAS...

Ranked in CFP Poll: 2023 Final (25th)

Ranked in AP Top 25: 9/15/2024 (13th)

Ranked in US LBM Coaches Poll: 9/15/2024 (14th)

Not Ranked but RV in AP Poll: 12/3/2023

Not Ranked but RV in Coaches' Poll: 12/3/2023

A TRACK RECORD OF WINNING

• A proven winner with a championship history, **Chris Klieman** holds a 114-37 career record, as his 75.5% career winning percentage ranks fourth among current FBS coaches that have led programs for at least 10 seasons. He is also one of just 16 current Power 4 head coaches with at least 100 victories.

• Klieman, who is 42-24 (63.6%) since arriving at K-State, has led the Cats to five victories over teams ranked in the top 10 of the Associated Press Top 25, which is the most of any active Big 12 program since 2019. Next on the list is Utah with four, followed by Baylor, Oklahoma State and TCU with three apiece.

WINNING % BY ACTIVE FBS COACHES*

Rk.	Coach	Current School	Pct.
1.	Kalen DeBoer	Alabama	90.0%
2.	Dabo Swinney	Clemson	79.5%
3.	Curt Cignetti	Indiana	77.7%
4.	Chris Klieman	K-State	75.5%
5.	Brian Kelly	LSU	73.1%

TO'S MAKE THE DIFFERENCE

• Kansas State ranked in the top 10 nationally in turnover margin each of the last two years as the Wildcats finished eighth in 2022 and fifth in 2023.

• It was the first time K-State finished in the top 10 in consecutive seasons since 2011 (9th) and 2012 (3rd).

• Over the final seven weeks of the regular season and bowl season, K-State forced a nation-leading 19 turnovers (11 interceptions, eight fumbles) while only committing five (three interceptions, two fumbles).

• So far in 2024, K-State is plus-1 in turnover margin which ranks 49th nationally.

CATS TOPS IN NON-OFFENSIVE TDs

• K-State is the nation's best in non-offensive touchdowns over the last 25-plus seasons as it has 134 since 1999, nine more than the next closest team (Alabama – 125).

• K-State has recorded three this season with a **Ty Bowman** blocked punt against UT Martin that was returned one yard for a score by **Colby McCalister** in addition to a **Jack Fabris** 60-yard fumble return at Tulane. **Dylan Edwards** then added a 71-yard punt return touchdown against No. 20 Arizona.

• It is the longest streak of games with a non-offensive touchdown since the final three games of the 2019 season, while it is the first time K-State has had a non-offensive touchdown in each of the first three games of a season since 2002.

NON-OFFENSIVE TDs SINCE 1999

Rk.	School	Non-Offensive TDs
1.	K-State	134
2.	Alabama	125
3.	Virginia Tech	119
4.	Texas	115
5.	Utah	114

Of the 134 non-offensive scores since 1999, 46 have been punt returns, 41 interception returns, 33 kickoff returns, 12 fumble returns and 2 missed/blocked field goal returns

COMEBACK KIDS

• Kansas State rallied from a 20-10 halftime deficit at Tulane to take a 34-27 win in New Orleans.

• The win was the first since last year's KU game when trailing at halftime and also marked the first time since the 2021 Texas Tech game that the Wildcats rallied from a double-digit halftime deficit to win as they trailed 24-10 at half in that contest.

OH CAPTAIN! MY CAPTAIN!

• K-State's six captains, as voted by their teammates, to serve as captains in 2024 are quarterback **Avery Johnson**, offensive lineman **Hadley Panzer**, linebacker **Austin Moore**, defensive ends **Brendan Mott** and **Cody Stufflebean**, and safety **Marques Bingle**.

• Of the six captains, five are seniors and four hail from the state of Kansas. Both of those lists include Moore, a former walk-on who is a captain for a second-straight season.

• Johnson is just the 10th sophomore captain in program history, joining Brooks Barta (1990), Mark Simoneau (1997), Terry Pierce (2001), Josh Freeman (2007), Alex Hrebec (2009), Collin Klein (2010), B.J. Finney (2012), Dalton Risner (2016) and Wyatt Hubert (2019).

FILL THE BILL

• With the entire six-game 2024 home slate trending toward being sold out, K-State is currently riding a streak of 16-consecutive sellouts dating back to the beginning of 2022.

• Kansas State is one of only three schools in the nation to rank in the top 20 of percentage of capacity filled each of the last 10 seasons, joining Ohio State and Oklahoma.

• So far this year, K-State ranks 13th nationally by filling its stadium to 102.53% capacity.

OFFENSIVE NOTES

NEW OFFENSIVE STRUCTURE

• K-State's offense has new faces at the front of room as **Conor Riley**, the offensive line coach the last five seasons, will call plays for the first time in his career, while K-State hired former Utah State and Texas Tech head coach **Matt Wells** to serve as co-offensive coordinator, quarterbacks coach and associate head coach.

• Riley was the interim offensive coordinator in K-State's 28-19 victory over NC State in the 2023 Pop-Tarts Bowl, a game in which the Wildcats amassed 257 rushing yards and 435 total yards on a Wolfpack defense that entered bowl season ranking No. 16 and No. 25 in those categories, respectively.

• Wells, who boasts nine years of head coaching experience, came to Manhattan after spending the last two years at Oklahoma as an advisor to head coach/offensive analyst. In addition to coaching quarterbacks during his 27-year coaching career, Wells has also spent time tutoring wide receivers and tight ends.

TOTAL OFFENSE

• K-State has totaled at least 375 yards of offense in 25 of the last 30 games dating back to the beginning of the 2022 season. During that stretch, the Cats held a 10-game streak against Big 12 foes with 375 or more yards, the longest in school history.

TWENTY-EIGHT IS GREAT

• K-State has scored 28 or more points in each of the last 11 games dating back to last season.

• It is the longest streak of 28-point games since the 1998-99 seasons when the Wildcats did so in 28 consecutive games.

RUSHING ATTACK

• Kansas State is averaging 244.3 yards per game on the ground this season, a figure that ranks 16th nationally and second in the Big 12 Conference.

• The Cats have rushed for 215 yards or more in each game with the season high being 283 in the opener against UT Martin.

• As a unit, eight individuals have had rushing attempts this season and all average at least 6.6 yards per carry.



RED ZONE SUCCESS

- K-State was one of the nation's leaders in turning red-zone trips into touchdowns during the 2023 season, as the Cats ranked second nationally by finding paydirt on 78.46% percent of their red-zone possessions (51-of-65).
- K-State just narrowly finished behind Oregon State by 0.11% and would have led the nation had the Cats not been in the red zone when taking a knee to close out the Pop-Tarts Bowl win.
- The 2024 season opened with a continuation of red-zone success under **Chris Klieman**, as the Wildcats rank first among active Big 12 programs by scoring on 90.5% (237-of-262) of their overall red-zone trips since 2019 with 177 touchdowns.

2023 RED ZONE TOUCHDOWN PERCENTAGE

Rk.	School	Red Zone %
1.	Oregon State	78.57%
2.	K-State	78.46%
3.	South Alabama	78.00%
4.	Western Kentucky	77.50%
5.	Rice	76.60%

NOT LACKING IN EXPERIENCE

- Although the offensive line lost four starters from a year, the starting unit is not lacking in experience as the current group has totaled 88 career starts and 6,096 career snaps.
- The leaders in those departments are North Dakota transfer tackle **Easton Kilty** (40 starts, 2,486 snaps), guard **Hadley Panzer** (29 starts, 1,895 snaps), tackle **Carver Willis** (10 starts, 765 snaps) and guard **Taylor Poitier** (six starts, 674 snaps).

YOUNG BUT EXPLOSIVE

- **Avery Johnson**, the top dual-threat quarterback in the Class of 2023, is beginning his first full season as K-State's starting quarterback a year after becoming just the first true freshman signal caller in school history to start and win a bowl game. Johnson led the Wildcats to a 28-19 victory over NC State in the Pop-Tarts Bowl en route to MVP honors.
- A member of the watch lists for the Maxwell and Davey O'Brien awards, Johnson was just the fifth sophomore since 1990 to start a season opener under center (Ell Roberson, 2001; Dylan Meier, 2004; Josh Freeman, 2007; Jesse Ertz, 2015).
- Johnson has thrown two touchdown passes in each of the last four games dating back to the Pop-Tarts Bowl, while he had a career-high 110 rushing yards against No. 20 Arizona. It was the most rushing yards by a K-State quarterback since Will Howard had 125 yards against Oklahoma State in 2020.
- For his effort against UA, Johnson was named to the Davey O'Brien Award Great 8 List.

GIDDENS GETTING IT DONE

- Running back **DJ Giddens** is back for his junior season after rushing for 1,226 yards and 10 touchdowns last year in addition to hauling 29 receptions for 323 yards and three more scores.
- His 1,226 yards a year ago ranked 10th in school history.
- Giddens finished the 2023 season ranked 11th in the nation with 51 touches that went for at least 10 yards.
- He has opened the 2024 season with 324 yards on 49 carries as he ranks fifth in the Big 12 with 108.0 rushing yards per game.

MR. 2,000

- During the Arizona game, **DJ Giddens** improved his career rushing mark to 2,068 yards as he became the 12th player in school history to go over the 2,000-yard mark.
- He was the third-fastest running back in K-State history to reach the 2,000-yard mark, behind only Darren Sproles and Alex Barnes.

- Giddens is just 142 yards shy of entering the school's career top-10 list for rushing yards.

GROUND AND POUND

- **DJ Giddens** produced the 19th 1,000-yard rushing season in school history last year and did so on 223 carries to rank eighth in school history in yards per rush (5.50).
- It was the third-straight season K-State had a 1,000-yard rusher, the first time doing so since 2009-11 and the first time by running backs since 2001-04.
- A native of Junction City, Kansas, Giddens holds a career average of 5.73 yards per carry to rank second behind only Darren Sproles (6.11; 2001-04).

TDs BY ANY MANNER

- Running back **Dylan Edwards** has recorded four touchdowns on just 22 touches this year with two coming on the ground, one via a reception and one on a punt return.
- He is the first Wildcat with a rushing, receiving and return touchdown over the first three games of a season since Deon Murphy did so in 2007.

DEFENSIVE NOTES

DEFENSIVE SWITCH PAYS OFF

- Since the K-State defense switched from a four-man front to a 3-3-5 alignment at the beginning of the 2021 season (43 games), the Cats are allowing just 20.7 points per game, which is tied for 18th nationally and tied for second among active Big 12 teams.
- After allowing 21.0 points per game in 2021 and 21.9 points per game in 2022, K-State surrendered only 21.0 points per game in 2023. It was the first time the Wildcats strung together three-straight seasons allowing less than 22.0 points per game since going 13-straight years from 1991 to 2003.
- The Wildcats currently are allowing 13.3 points per game this season, which ranks 31st nationally and fourth in the Big 12.

BEHIND THE LINE

- K-State recorded 11 tackles for loss in each of the first two games this season and currently ranks tops in the Big 12 and 13th nationally with 26 total through three games.
- The Wildcats have also totaled 10 sacks over the first three contests as they are tied for the Big 12 lead and tied for 16th nationally.

UNDER AVERAGE

- K-State held each of its Big 12 opponents in 2022 and six of nine in 2023 under its season averages.
- Since head coach **Chris Klieman's** first year of 2019, the Wildcats have held 35 of their 45 Big 12 opponents under their season average at the time it faces the Wildcats.
- Last week, Arizona came to Manhattan averaging 42 points per game, and, after scoring on its opening drive of the game, Arizona did not score again as the Cats took a 31-7 win.

SCORING AVERAGE DIFFERENCE (BIG 12 ONLY)

Team	PPG Entering Game	Points Scored	Difference
UCF	40.7	31	-9.7
Oklahoma State	22.0	29	+7.0
Texas Tech	34.2	21	-13.2
TCU	33.1	3	-30.1
Houston	28.9	0	-28.9
Texas	34.5	33	-1.5
Baylor	22.7	25	+2.3
Kansas	32.7	27	-5.7
Iowa State	24.8	42	+17.2

WILDCATS IN THE NFL

With the NFL in full swing, Kansas State currently has 17 players on NFL rosters. Of the 20, 10 are on offense and seven are on defense. The longest-tenured former Wildcats are **Tyler Lockett** and **Cornelius Lucas** as both are entering their 10th season, while **Cody Whitehair** is entering his ninth.



Four players from last year's roster are now on NFL teams, including second-round pick **Ben Sinnott** (Washington), third-round selection **Cooper Beebe** (Dallas) and seventh-round pick **KT Leveston** (Los Angeles Rams).

Name	Team	Pos.	Exp.
Felix Anudike-Uzomah	Kansas City	DE	2
Cooper Beebe	Dallas	OL	R
JuJu Brents	Indianapolis	CB	2
Khalid Duke*	Tennessee	OLB	R
Josh Hayes	Tampa Bay	DB	2
KT Leveston^	Los Angeles Rams	OL	R
Tyler Lockett	Seattle	WR	10
Cornelius Lucas	Washington	OL	10
Adrian Martinez*	New York Jets	QB	1
D.J. Reed	New York Jets	CB	6
Dalton Risner^	Minnesota	OL	6
Duke Shelley*	New York Giants	CB	6
Ben Sinnott	Washington	TE	R
Skylar Thompson	Miami	QB	3
Deuce Vaughn	Dallas	RB	2
Cody Whitehair	Las Vegas	OL	9
Russ Yeast	Los Angeles Rams	DB	3

* – Practice Squad
^ – Injured Reserve

NFL CATS - WEEK 3

THURSDAY, SEPTEMBER 19

New England
at New York Jets – **Adrian Martinez, D.J. Reed**
7:15 p.m. (Prime Video)

SUNDAY, SEPTEMBER 22

New York Giants – **Duke Shelley**
at Cleveland
12 p.m. (FOX)
Chicago
at Indianapolis – **JuJu Brents**
12 p.m. (CBS)
Houston
at Minnesota – **Dalton Risner**
12 p.m. (CBS)
Denver
at Tampa Bay – **Josh Hayes**
12 p.m. (FOX)
Green Bay
at Tennessee – **Khalid Duke**
12 p.m. (FOX)
Carolina
at Las Vegas – **Cody Whitehair**
3:05 p.m. (CBS)
Miami – **Skylar Thompson**
at Seattle – **Tyler Lockett**
3:05 p.m. (CBS)
Baltimore
at Dallas – **Cooper Beebe, Deuce Vaughn**
3:25 p.m. (FOX)
San Francisco
at Las Angeles Rams – **KT Leveston, Russ Yeast**
3:25 p.m. (FOX)
Kansas City – **Felix Anudike-Uzomah**
Atlanta
7:20 p.m. (NBC)

MONDAY, SEPTEMBER 23

Washington – **Cornelius Lucas, Ben Sinnott**
at Cincinnati
7:15 p.m. (ABC)



ON THIS DATE...

SEPT 21

Record.....6-3
Streak.....Lost 1
Last Time.....L, 31-21
2013 • Manhattan, Kan.

ALL-TIME GAMES ON SEPTEMBER 21

Year	h/a	Opponent	Score	W/L
1957	a	Wyoming	7-12	L
1963	h	BYU	24-7	W
1968	h	Colorado State	21-0	W
1974	h	Wichita State	17-0	W
1985	h	TCU	22-24	L
1991	h	Northern Illinois	34-17	W
1996	a	Rice	34-7	W
2002	h	USC	27-20	W
2013	h	Texas	21-31	L



ELL ROBERSON

K-State 27, USC 20
September 21, 2002
KSU Stadium

Ell Roberson scored on a 1-yard touchdown run, then connected with James Terry from nine yards out as the junior came off the bench to spark 25th-ranked Kansas State to a 27-20 victory over 11th-ranked USC.

The win was the Wildcats' first ever at home over a ranked non-conference opponent and lifted K-State to its eighth 4-0 start under head coach Bill Snyder. The Cats also ran their home winning streak over non-conference opponents to 38 games with the victory, while USC slipped to 2-1 with the loss.

Roberson, who relieved starter Marc Dunn after a scoreless first quarter, finished the game 10-for-15 for 134 yards through the air. He also gained 70 yards on the ground as six K-State rushers rolled up a combined 188 yards against a USC defense that had yielded an average of just 171 total yards in its first two games and entered the contest as the nation's top-ranked unit.

CREATING TURNOVERS

- K-State has totaled 67 forced turnovers since the beginning of the 2021 season, which is the second most among active Big 12 teams and tied for 10th among Power 4 teams.
- Of the 67 turnovers, 42 have been via interceptions to rank first among active Big 12 programs and 15th among Power 4 teams.

THIRD DOWN STOPS

- K-State did not allow any of its 13 opponents in 2023 to convert on greater than 47% of its third-down attempts, while the Wildcats have held opponents under 50% in 26 of the last 29 games dating back to the beginning of the 2022 season.
- K-State finished the 2023 campaign ranked 11th nationally by allowing opponents to convert on just 30.0% of its third downs.
- The Cats surrendered five or fewer third-down conversions in each of their final seven regular-season games against Texas Tech (4), TCU (2), Houston (3), Texas (2), Baylor (4), Kansas (5) and Iowa State (3).
- K-State's 54 third-down conversions allowed last year tied for the 12th fewest in the nation and ranked second in the Big 12.

DEFENSIVE RED ZONE SUCCESS

- The Cats were stingy when opponents entered the red zone in 2023 as they allowed touchdowns just 39.39% of the time (13-of-33), the second-best mark in the nation. The 13 touchdowns allowed also tied for the second fewest in the nation.
- It was a dramatic improvement from the previous season when K-State ranked 108th with 67.5% of opponents' red-zone trips resulting in touchdowns (27-of-40).

2023 DEFENSIVE RED ZONE TD PERCENTAGE

Rk.	School	Red Zone %
1.	UCLA	35.90%
2.	K-State	39.39%
3.	Notre Dame	41.18%
4.	Nebraska	42.11%
5.	Michigan	44.00%

ROMAINE LEADS THE WAY

- Sophomore **Austin Romaine** leads the Wildcats with 18 tackles, is tied for the team high with 3.0 tackles for loss and ranks second on the squad with 2.0 sacks.
- His sack/fumble in the fourth quarter at Tulane resulted in a 60-yard, game-winning touchdown return and came after the Green Wave had entered the red zone two plays earlier.

SPECIAL TEAMS NOTES UNDER NEW LEADERSHIP

- Kansas State's third phase this season is now under the direction of special teams quality control coach **Nate Kaczor**, who has served as an NFL special teams coordinator for 11 years.
- A native of Scott City, Kansas, Kaczor is a 33-year coaching veteran who coached return and coverage units in addition to specialists for Tennessee, Tampa Bay and Washington.
- The addition of Kaczor took on an added importance as, in June, the NCAA adopted a new rule in which any staff member may provide technical and tactical instruction to student-athletes during practice and competition.

SCORING IN THE THIRD PHASE

- The Wildcats continue to lead the nation in total return touchdowns since 2005 with 62, which is 22 more than the next closest team in Alabama (40) and 27 more than the next closest Big 12 program in Oklahoma State (34).
- Of the 62 total returns, a nation-leading 31 are on kickoff returns, and the next closest team is Houston with 21.

- The 2023 season marked the first time since 2004 in which the Wildcats did not score via a kickoff or punt return, but the Wildcats got off the schneid with a blocked punt that was returned for a score against UT Martin and had a 71-yard punt return touchdown against Arizona.

KICK/PUNT RETURN TDs SINCE 2005

Rk.	School	PR/KOR TDs
1.	K-State	62
2.	Alabama	40
3.	San Diego State	35
4.	Oklahoma State	34
TS.	Houston/Oregon/TCU	33

BLOCK PARTY

- K-State totaled three blocked kicks in 2023 to rank 10th in the nation and added one in the 2024 season opener.
- Last year was the second time under head coach **Chris Klieman** that the Wildcats had at least three blocks as they had four in 2020 to tie for fourth nationally.
- K-State blocked an extra point last year at Kansas that was returned 91 yards for a defensive extra point by **Keenan Garber**, **Marques Sigle** blocked a field goal at Oklahoma State, and the Wildcats also blocked a punt at Texas.

SEVEN STRAIGHT

- Kansas State's blocked punt against UT Martin marked the seventh-straight season the Wildcats blocked a punt, tied for the longest streak in the nation.
- San Diego State is second at six-straight years, while Oregon is third at five-straight years.

NEW MAN BACK DEEP

- Sophomore transfer **Dylan Edwards** made a splash on just his third punt-return attempt of the season as he took one 71 yards for a touchdown against Arizona.
- It was the Wildcats first non-blocked punt-return touchdown since the second game of the 2022 season.
- He became the first K-State running back to record a punt-return touchdown since Darren Sproles took one back 63 yards against Kansas in 2003, while it was the longest by a K-State running back since David Allen had a 74-yarder at Texas in 1999.
- For his effort against Arizona, Edwards was named the Big 12 Special Teams Player of the Week.

DEFENSE ON KICK RETURNS

- K-State has not allowed a kickoff return for a touchdown since the 2013 season, going the last 130 games and 430 returns without allowing its opponent to find paydirt.
- The streak is the longest among the active Big 12 teams, 275 more than the next closest team (Arizona State – 155).
- Since K-State allowed its last kickoff-return touchdown, the Wildcats have scored 14 of their own.



COACHING STAFF NOTES BY THE NUMBERS

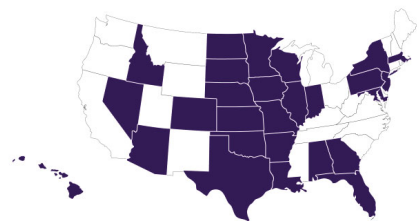
- 1,707 – Combined Division I coaching wins
- 277 – Combined years of coaching experience
- 284 – Combined Division I all-conference players coached
- 157 – Combined postseason appearances
- 103 – Combined bowl game appearances
- 87 – Combined NFL Draft selections
- 53 – Combined years of coordinator experience
- 25 – Combined years of head coach experience

PRIOR RELATIONSHIPS

- Several K-State coaches had prior working relationships before to their time in Manhattan. A core of the group was at North Dakota State under head coach **Chris Klieman**, as he worked with offensive coordinator **Conor Riley** from 2013 to 2018 and defensive coordinator **Joe Klanderma** from 2014 to 2018.
- Additionally, then-defensive coordinator Klieman and linebackers coach **Steve Stanard** and were on the NDSU staff in 2012 and 2013.
- Other connections include: assistant head coach/cornerbacks **Van Malone** and defensive ends coach **Buddy Wyatt** working together at Texas A&M in 2008 and 2009 as well as SMU from 2015 to 2017; Klieman and running backs coach **Brian Anderson** were at Western Illinois together from 1994 to 1996; Riley and **Matthew Middleton** coached together at Omaha in 2009 and 2010. Additionally, co-offensive coordinator/quarterbacks/associate head coach **Matt Wells** and Athletics Director **Gene Taylor** were at Navy together from 1997 to 2001.

ROSTER NOTES OWNING THE STATE

- K-State casts a wide net in addition to owning its state when it comes to roster composition as a total of 27 states are represented on the 2024 roster, and none more so than the state of Kansas as 55 players hail from the Sunflower State. It is the seventh-straight year the Wildcats have had at least 50 Kansans on the roster.
- The next highest totals come from Texas (12), Colorado (7), Nebraska (7), Iowa (5), Minnesota (4) and Oklahoma (4).



LOTS OF LETTERWINNERS

- For the fifth-straight season, Kansas State brings back 44 or more letterwinners as the 2024 squad sees 46 returning letterwinners come back for another year.
- Of the 46 returning letterwinners, 17 are on offense, 28 are on defense and there is one specialist.
- The 46 returning letterwinners are tied for the fifth most by a K-State squad since 2003.

MOST RETURNING LETTERWINNERS SINCE 2003

Rk.	Year	Letterwinners
1.	2021	56
2.	2020	48
3.	2022, 2009	47
75.	2024, 2015	46
6.	2007	45
7.	2023, 2017	44

SUPER SENIORS

• K-State has eight players who are using an extra year of eligibility and are seniors again in 2024 as the NCAA froze eligibility clocks during the 2020 season due to the COVID-19 pandemic.

• Those returning to the Wildcats for a second senior season are wide receiver **Jadon Jackson**, cornerback **Keenan Garber**, defensive end **Brendan Mott**, linebacker **Austin Moore**, offensive lineman **Taylor Poirier** and defensive tackle **Uso Seumalo**. Additionally, two players transferred to K-State for their Super Senior year in wide receiver **Dante Cephas** and quarterback **Ta'Quan Roberson**.

NEW FACES IN NEW PLACES

- Kansas State welcomes in 11 Division I transfers with six on offense, four on defense and one specialist. Four of the transfers have multiple years of eligibility remaining, while four of the 11 came from Power 5 schools.
- The incoming transfers for 2024 include defensive end **Travis Bates** (Austin Peay), long snapper **Keane Bessert** (Wisconsin), wide receiver **Dante Cephas** (Penn State/Kent State), cornerback **Jordan Dunbar** (Rice), running back **Dylan Edwards** (Colorado), offensive lineman **Easton Kilty** (North Dakota), linebacker **Alec Marengo** (New Mexico), wide receiver **Quenton Rice** (BYU), safety **Jordan Riley** (Ball State), quarterback **Ta'Quan Roberson** (UConn/Penn State) and tight end **Justin Wolf** (Wagner).

ACADEMIC NOTES THESE CATS ARE SMART

- Not only has Kansas State put in hard work on the field, but also in the classroom as the Wildcats have been one of the Big 12s best over the better part of a decade.
- Since 2014, K-State has accumulated a Big 12-leading 313 Academic All-Big 12 selections, which is 37 more than the next closest program (Iowa State).
- The Wildcats have produced at least 24 Academic All-Big 12 performers every year since 2014, including a school record 45 selections in 2023. Last year's total included a school-record 38 first-team performers.

ACADEMIC ALL-BIG 12 HONORS SINCE 2014

Rk.	School	All-Big 12 Honors
1.	K-State	313
2.	Iowa State	276
3.	Oklahoma State	273
4.	Kansas	243
5.	Baylor	241

ON A NATIONAL STAGE

- Kansas State has had six players named finalist for the Campbell Trophy – often referred to as the “Academic Heisman” since 2011, five of which went on to either be drafted or sign NFL free agent contracts.
- The first in the span was defensive back Tysyn Hartman in 2011, who went on to play for the Kansas City Chiefs. Tyler Lockett – currently of the Seattle Seahawks – was a finalist in 2014 before the Wildcats had offensive linemen in back-to-back years named finalists in Dalton Risner in 2018 and Adam Holtorf in 2019. The former was a second-round draft pick by the Denver Broncos and is currently with the Minnesota Vikings. In 2022, quarterback Adrian Martinez – currently with the New York Jets – was a finalist.
- Last year, the Cats were represented Cooper Beebe was named a finalist before being drafted in the second round by Dallas.
- The Campbell Trophy, generally referred to as the “Academic Heisman,” is awarded to the nation's top football scholar-athlete by the National Football Foundation.

2024 HONOR ROLL

DANTE CEPHAS • SENIOR • WIDE RECEIVER

- Senior Bowl watch list
- East-West Shrine Bowl watch list

DYLAN EDWARDS • SOPHOMORE • RUNNING BACK

- Big 12 Special Teams Player of the Week (Arizona)
- Paul Hornung Award watch list

KEENAN GARBER • SENIOR • CORNERBACK

- East-West Shrine Bowl watch list

DJ GIDDENS • JUNIOR • RUNNING BACK

- Maxwell Award watch list
- Doak Walker Award watch list
- Senior Bowl watch list

AVERY JOHNSON • SOPHOMORE • QUARTERBACK

- Maxwell Award watch list
- Davey O'Brien Award watch list
- Davey O'Brien Award Great 8 List (Arizona)
- Top 100 Players for 2024 – No. 93 (ESPN)

KEAGAN JOHNSON • JUNIOR • WIDE RECEIVER

- East-West Shrine Bowl watch list

EASTON KILTY • SENIOR • OFFENSIVE LINE

- Senior Bowl watch list
- East-West Shrine Bowl watch list

AUSTIN MOORE • SENIOR • LINEBACKER

- Bednarik Award watch list
- Wuerffel Trophy watch list

BRENDAN MOTT • SENIOR • DEFENSIVE END

- East-West Shrine Bowl watch list

HADLEY PANZER • SENIOR • OFFENSIVE LINE

- Senior Bowl watch list
- East-West Shrine Bowl watch list

JACOB PARRISH • JUNIOR • CORNERBACK

- Senior Bowl watch list

JORDAN RILEY • SENIOR • SAFETY

- East-West Shrine Bowl watch list

USO SEUMALO • SENIOR • DEFENSIVE TACKLE

- East-West Shrine Bowl watch list
- Polynesian College Football Player of the Year Award watch list

MARQUES SIGLE • SENIOR • SAFETY

- Senior Bowl watch list
- East-West Shrine Bowl watch list

CARVER WILLIS • SENIOR • OFFENSIVE LINE

- East-West Shrine Bowl watch list



OPPONENT BREAKDOWN



KALANI SITAKE

Overall Record: 63-41
Overall Season: 9th
Record at BYU: Same
Season at BYU: Same

BYU STATISTICAL LEADERS

RUSHING						
	Att	Net	Avg	TD	Lg	YPG
Jake Retzlaff	24	113	4.7	0	28	37.7
Hinckley Ropati	21	89	4.2	1	16	44.5
LJ Martin	18	88	4.8	1	19	43.5
PASSING						
	Cmp	Att	Int	Pct	Yds	TD YPG
Jake Retzlaff	57	94	3	60.6	841	7 280.3
RECEIVING						
	No	Yds	Avg	TD	Long	YPG
Chase Roberts	15	263	17.5	0	30	87.7
Kody Epps	6	42	7.0	1	17	14.0
Keelan Marion	6	94	15.7	0	52	31.3
DEFENSE						
	Solo	Ast	Total	TFL-Yds	Sacks-Yds	INT-Yds
Harrison Taggart	7	8	15	1.5-4	0-0	0-0
Jack Kelly	7	7	14	3.0-20	2.0-18	0-0
Isaiah Glasker	7	5	12	3.0-12	1.0-8	0-0

2024 SCHEDULE

Date	Opponent	Time [CT] (TV)/Result
Aug. 31	Southern Illinois	W, 41-13
Sept. 6	at SMU	W, 18-15
Sept. 14	at Wyoming	W, 34-14
Sept. 21	K-State*	9:30 p.m. (ESPN)
Sept. 28	at Baylor*	TBA
Oct. 12	Arizona*	TBA
Oct. 18	Oklahoma State*	9:15 p.m. (ESPN)
Oct. 26	at UCF*	TBA
Nov. 9	at Utah*	TBA
Nov. 16	Kansas*	TBA
Nov. 23	at Arizona State*	TBA
Nov. 30	Houston*	TBA

* Big 12 Conference Game

INSIDE THE SERIES

9TH MEETING

SERIES TIED, 4-4

Record at Home.....	4-0
Record at BYU.....	0-3
Record at Neutral	0-1
Games Decided by 3 Points or Less.....	0-0
Games Decided by 7 Points or Less.....	0-1
Longest Winning Streak	2 (1957, 1963)
Longest Losing Streak	2 (1977, 1997)
Current Streak	Lost 2
Last 10 Games.....	4-4
Most K-State Points Scored.....	36 (1957)
Most BYU Points Scored.....	39 (1977)
Biggest Win.....	36-7 (1957)
Biggest Loss	39-0 (1977)

SERIES HISTORY

11/29/1941.....	-/-	L	21-28	A
9/28/1957.....	-/-	W	36-7	H
9/21/1963.....	-/-	W	24-7	H
9/24/1965.....	-/-	L	3-21	A
9/25/1971.....	-/-	W	23-7	H
9/16/1972.....	-/-	L	9-32	A
9/11/1976.....	-/-	W	13-3	H
9/10/1977.....	-/-	L	0-39	A
1/1/1997.....	14/5	L	14-19	1

1 - Cotton Bowl Stadium; Dallas, Texas (Cotton Bowl)

100-YARD RUSHING GAMES

142	Bill Butler	9/25/1971
132	Don Calhoun	9/16/1972

100-YARD RECEIVING GAMES

135	Kevin Lockett	1/1/1997
-----	---------------	----------

SERIES NOTES

- Saturday marks the ninth overall meeting between BYU and K-State and the first since the 1997 (post-1996 season) Cotton Bowl.
- Neither team has picked up a win in a true road game in the series as K-State is 4-0 all-time in Manhattan and BYU is 3-0 all-time in Provo.
- The Wildcats are in search of their first victory in the state of Utah in five tries. Their last game in the Beehive State was in 1992 at Utah State.

NCAA TEAM RANKINGS



RK	TOTAL	CATEGORY	TOTAL	RK
16	244.3	Rushing Offense	151.0	77
113	167.7	Passing Offense	289.3	30
62	412.0	Total Offense	440.3	39
36	35.3	Scoring Offense	31.0	64
24	80.3	Rushing Defense	105.7	40
93	236.0	Passing Defense	130.7	18
64	316.3	Total Defense	236.3	13
31	13.3	Scoring Defense	14.0	36
76	.394	3rd Down Offense	.282	117
73	.364	3rd Down Defense	.311	41
44	.909	Red Zone Offense	.923	37
53	.778	Red Zone Defense	.625	20
37	41.4	Net Punting	38.0	83
11	23.0	Punt Returns	6.2	89
49	21.0	Kickoff Returns	27.5	16
49	0.33	Turnover Margin	.33	49
104	27:33	Time of Possession	34:30	6
8	28.3	Penalty Yards	46.67	47

FBS rankings out of 133



1997 RECAP

14 K-STATE	0	8	7	0	-	15
5 BYU	5	0	0	14	-	19

Jan. 1 | Cotton Bowl Stadium | Dallas, Texas | Att: 71,928



TEAM STATISTICS

	K-STATE	BYU
FIRST DOWNS	14	24
Rushing	4	7
Passing	9	15
Penalty	1	2
NET YARDS RUSHING	41	59
Rushing Attempts	32	36
Average Per Rush	1.3	1.6
Rushing Touchdowns	0	0
Yards Gained Rushing	86	114
Yards Lost Rushing	45	55
NET YARDS PASSING	233	291
Completions-Attempts-Int	14-28-2	21-36-1
Average Per Attempt	8.3	8.1
Average Per Completion	16.6	13.9
Passing Touchdowns	2	2
TOTAL OFFENSE YARDS	274	350
Total offense plays	60	72
Average Gain Per Play	4.6	4.9
Fumbles: Number-Lost	1-0	1-0
Penalties: Number-Yards	7-55	8-59
PUNTS-YARDS	7-332	5-194
Average Yards Per Punt	46.0	38.8
Inside 20	1	1
Touchbacks	1	2
Punt ret: No.-Yards-TD	1-7-0	4-39-0
Average Per Return	7.0	9.8
Kickoff ret: No.-Yds-TD	1-28-0	0-0-0
Average Per Return	28.0	0.0
Interceptions: No.-Yds-TD	1-0-0	2-19-0
Possession Time	26:39	33:21
1st Quarter	7:54	7:06
2nd Quarter	6:20	8:40
3rd Quarter	3:26	11:34
4th Quarter	8:59	6:01
Third-Down Conversions	5 of 14	4 of 13
Fourth-Down Conversions	2 of 2	0 of 1
Sacks By: Number-Yards	8-49	8-58
PAT Kicks	2-2	2-2
Field Goals	0-0	1-2

Game Notes

• This was third all-time meeting between K-State and Tulane with the Green Wave now holding a 1-2 record... Not only did the Wildcats pick up their first win over Tulane, but they also earned their first victory inside the state of Louisiana in six tries.

• The Wildcats put up 34 points on Saturday, their 10th-straight game with at least 28 points... It is K-State's longest streak of scoring at least 28 points since another 10-game streak over the 2002 through 2003 seasons... The current streak began with a 38-point outing last year at Texas Tech... The previous 10-game streak began by scoring 44 points at Baylor in 2002 and finished with a 38-point effort against UMass in 2003.

• **Jack Fabris** returned a fourth-quarter fumble 60 yards for a touchdown... It was the Wildcats nation-leading 133rd non-offensive touchdown since 1999... The was the longest fumble return touchdown by the Wildcats since Stephen Harrison went 85 yards for a score at Kansas in 2010... It is the second-straight year the Wildcats had a fumble return touchdown, the first time they had fumble return TDs in consecutive years since 1998 and 1999.

• **DJ Giddens** rushed for 114 yards on 19 carries... It was his sixth-straight game with 100 rushing yards, which is tied for the third-longest streak in school history... He now has eight career 100-yard rushing games, which is tied for 10th in school history... Giddens' career rushing total improved to 1,982 yards, the 12th most in school history... Giddens also added a team-leading 63 receiving yards on four catches... It was the third-highest receiving output of his career (86 yards last year vs. UCF and 75 yards last year vs. TCU).

BYU SCORES 14 IN FOURTH FOR COMEBACK WIN

DALLAS, Texas – An estimated 45,000 Kansas State fans descended on Dallas to watch the Wildcats in their first-ever New Year's Day Bowl and were witness to one of the most exciting games of the bowl season.

After taking a 15-5 lead following a 72-yard touchdown pass from Brian Kavanagh to Kevin Lockett, the Wildcats saw why BYU quarterback Steve Sarkisian was considered one of the nation's best. The Cougar QB tossed two fourth-quarter touchdowns to lead No. 5 BYU to a 19-15 Cotton Bowl victory.

Following Sarkisian's 28-yard scoring strike to Kealaluhi with 3:39 remaining in the game, Kavanagh and Lockett led the Wildcats to a first down at the BYU 12-yard line with around one minute remaining. But, Kavanagh's pass to Jimmy Dean was picked off at the 3-yard line by Omarr Morgan to preserve BYU's 14th win.

The game's first score came when Cotton Bowl Defensive MVP Shay Muirbrook tackled Kavanagh in the end zone for a safety in the first quarter. After the free kick, BYU scored again on an Ethan Pochman 39-yard field goal.

K-State had a hard time getting on track until the final play of the first half. Kavanagh heaved a Hail Mary into the end zone, where, after the ball was deflected by a BYU defender, K-State junior Andre Anderson scooped the ball in for a touchdown. Following the PAT that gave K-State a 7-5 lead, a penalty on BYU forced the teams to return from the locker room so that the Wildcats could try for two points. Mike Lawrence made it pay off by scoring to give KSU an 8-5 lead heading into halftime.

K-State scored its second touchdown of the game when Lockett bounced off tacklers following a reception on a short slant pattern and raced 72 yards down the left sideline.

Co-Offensive MVP: Kevin Lockett, WR

SCORING SUMMARY

Team	Qtr/Time	Scoring Play	Conversion	Plays-Yds-TOP	Score
BY	1st/3:34	Team Safety			0-2
BY	1st/1:50	Pochman 39 yd field goal		5-23-1:44	0-5
KS	2nd/0:00	Anderson 41 yd pass from Kavanagh	Lawrence run	4-56-0:29	8-5
KS	3rd/9:10	Lockett 72 yd pass from Kavanagh	Rheem kick	3-78-1:30	15-5
BY	4th/10:55	Dye 32 yd pass from Sarkisian	Pochman kick	4-72-1:18	15-12
BY	4th/3:39	Kealaluhi 28 yd pass from Sarkisian	Pochman kick	5-60-1:20	15-19

STATISTICAL LEADERS

► Kansas State

Rushing	Att	Yds	TD	Lg	Avg
Lawrence	23	54	0	2.3	9
Anderson	1	5	0	5.0	5
Kavanagh	8	-18	0	-2.3	9

Passing	C-A-I	Yds	TD	Lg	Sack
Kavanagh	14-28-2	233	2	72	4

Receiving	Rec	Yds	TD	Lg
Lockett	7	135	1	72
Grosdidier	3	26	0	17
Anderson	2	50	1	41
Dean	2	22	0	17

► BYU

Rushing	Att	Yds	TD	Lg	Avg
Johnson	6	38	0	16	6.3
McKenzie	9	17	0	1.9	1.9
Jenkins	4	7	0	7	1.8

Passing	C-A-I	Yds	TD	Lg	Sack
Sarkisian	21-36-1	291	2	32	7

Receiving	Rec	Yds	TD	Lg
Lewis	5	79	0	18
McGuire	5	51	0	15
Dye	4	70	1	32
Johnson	3	23	0	22
Kealaluhi	2	37	1	28
Atuaia	1	16	0	16



BIG 12 STANDINGS

	Overall	Big 12
UCF.....	3-0	1-0
Kansas State	3-0	0-0
Arizona State	3-0	0-0
BYU	3-0	0-0
Iowa State.....	2-0	0-0
Oklahoma State	3-0	0-0
Utah.....	3-0	0-0
Arizona.....	2-1	0-0
Baylor.....	2-1	0-0
Cincinnati.....	2-1	0-0
Colorado.....	2-1	0-0
Texas Tech.....	2-1	0-0
Kansas.....	1-2	0-0
West Virginia	1-2	0-0
Houston	1-2	0-0
TCU	2-1	0-1

THIS WEEK IN THE BIG 12

SATURDAY, SEPTEMBER 21

Kansas at West Virginia, 11 a.m. (ESPN2)
Houston at Cincinnati, 11 a.m. (FS1)
Arkansas State at Iowa State, 1 p.m. (ESPN+)
Arizona State at Texas Tech, 2:30 p.m. (FS1)
Utah at Oklahoma State, 3 p.m. (FOX)
TCU at SMU, 4 p.m. (The CW)
Baylor at Colorado, 7 p.m. (FOX)
Kansas State at BYU, 9:30 p.m. (ESPN)

LAST WEEK IN THE BIG 12

THURSDAY, SEPTEMBER 12
Arizona State 31, Texas State 28

FRIDAY, SEPTEMBER 13

UNLV 23, Kansas 20
Kansas State 31, Arizona 7

SATURDAY, SEPTEMBER 14

Cincinnati 27, Miami (Ohio) 16
Texas Tech 66, North Texas 21
Oklahoma State 45, Tulsa 10
Pittsburgh 38, West Virginia 34
Utah 38, Utah State 21
UCF 35, TCU 34
Baylor 31, Air Force 3
Colorado 28, Colorado 9
Houston 33, Rice 7
BYU 34, Wyoming 14

NEXT WEEK IN THE BIG 12

SATURDAY, SEPTEMBER 28

Arizona at Utah, 9:15 p.m. (ESPN)
Oklahoma State at Kansas State
BYU at Baylor
Cincinnati at Texas Tech
Iowa State at Houston
TCU at Kansas
Colorado at UCF



UT MARTIN
1-2, 0-1 OVC

Date	Opponent	Time (TV)/Result
Aug. 31	at K-State	L, 6-41
Sept. 7	at SEMO*	L, 42-45
Sept. 14	North Alabama	W, 43-28
Sept. 21	Missouri State	6 p.m. (ESPN+)
Sept. 28	at Kennesaw State	5 p.m. (ESPN+)
Oct. 5	Gardner-Webb*	2 p.m. (ESPN+)
Oct. 12	at Western Illinois*	3 p.m. (ESPN+)
Oct. 26	Eastern Illinois*	2 p.m. (ESPN+)
Nov. 2	at Tennessee State*	5 p.m. (ESPN+)
Nov. 9	at Charleston Southern*	1 p.m. (ESPN+)
Nov. 16	Tennessee Tech*	2 p.m. (ESPN+)
Nov. 23	Lindenwood*	2 p.m. (ESPN+)

* Ohio Valley/Big South Conference Game



TULANE
1-2, 0-0 AAC

Date	Opponent	Time (TV)/Result
(TH) Aug. 29	Southeastern Louisiana	W, 52-0
Sept. 7	K-State	L, 27-34
Sept. 14	at Oklahoma	L, 19-34
Sept. 21	at Louisiana	TBA
Sept. 28	South Florida*	TBA
Oct. 5	at UAB*	TBA
Oct. 19	Rice*	TBA
Oct. 26	at North Texas*	TBA
(TH) Oct. 31	at Charlotte*	6:30 p.m. (ESPN)
Nov. 9	Temple*	TBA
Nov. 16	at Navy*	11 a.m.
(TH) Nov. 28	Memphis*	6:30 p.m. (ESPN)

* American Athletic Conference Game



ARIZONA
2-1, 0-0 Big 12

Date	Opponent	Time (TV)/Result
Aug. 31	New Mexico	W, 61-39
Sept. 7	Northern Arizona	W, 22-10
(F) Sept. 13 at K-State	L, 7-31	
Sept. 28	at Utah*	9:15 p.m. (ESPN)
Oct. 5	Texas Tech*	TBA
Oct. 12	at BYU*	TBA
Oct. 19	Colorado*	TBA
Oct. 26	West Virginia*	TBA
Nov. 2	at UCF*	TBA
(F) Nov. 15	Houston*	9:15 p.m. (FS1)
Nov. 23	at TCU*	TBA
Nov. 30	Arizona State*	TBA

* Big 12 Conference Game



BYU
3-0, 0-0 Big 12

Date	Opponent	Time (TV)/Result
Aug. 31	Southern Illinois	W, 41-13
(F) Sept. 6	at SMU	W, 18-15
Sept. 14	at Wyoming	W, 34-14
Sept. 21 K-State*	9:30 p.m. (ESPN)	
Sept. 28	at Baylor*	TBA
Oct. 12	Arizona*	TBA
(F) Oct. 18	Oklahoma State*	9:15 p.m. (ESPN)
Oct. 26	at UCF*	TBA
Nov. 9	at Utah*	TBA
Nov. 16	Kansas*	TBA
Nov. 23	at Arizona State*	TBA
Nov. 30	Houston*	TBA

* Big 12 Conference Game



OKLAHOMA STATE
3-0, 0-0 Big 12

Date	Opponent	Time (TV)/Result
Aug. 31	South Dakota State	W, 44-20
Sept. 7	Arkansas	W, 38-31 (2OT)
Sept. 14	at Tulsa	W, 45-10
Sept. 21	Utah*	3 p.m. (FOX)
Sept. 28 at K-State*	TBA	
Oct. 5	West Virginia*	TBA
(F) Oct. 18	at BYU*	9:15 p.m. (ESPN)
Oct. 26	at Baylor*	TBA
Nov. 2	Arizona State*	TBA
Nov. 9	at TCU*	TBA
Nov. 23	Texas Tech*	TBA
(F) Nov. 29	at Colorado*	11 a.m. (ABC)

* Big 12 Conference Game



COLORADO
2-1, 0-0 Big 12

Date	Opponent	Time (TV)/Result
(TH) Aug. 29	North Dakota State	W, 31-26
Sept. 7	at Nebraska	L, 10-28
Sept. 14	at Colorado State	W, 28-9
Sept. 21	Baylor*	7 p.m. (FOX)
Sept. 28	at UCF*	TBA
Oct. 12 K-State*	TBA	
Oct. 19	at Arizona*	TBA
Oct. 26	Cincinnati*	TBA
Nov. 9	at Texas Tech*	TBA
Nov. 16	Utah*	TBA
Nov. 23	at Kansas*	TBA
(F) Nov. 29	Oklahoma State*	11 a.m. (ABC)

* Big 12 Conference Game



WEST VIRGINIA
1-2, 0-0 Big 12

Date	Opponent	Time (TV)/Result
Aug. 31	Penn State	L, 12-34
Sept. 7	Albany	W, 49-14
Sept. 14	at Pittsburgh	L, 34-38
Sept. 21	Kansas*	11 a.m. (ESPN2)
Oct. 5	at Oklahoma State*	TBA
Oct. 12	Iowa State*	TBA
Oct. 19 K-State*	TBA	
Oct. 26	at Arizona*	TBA
Nov. 9	at Cincinnati*	TBA
Nov. 16	Baylor*	TBA
Nov. 23	UCF*	TBA
Nov. 30	at Texas Tech*	TBA

* Big 12 Conference Game



KANSAS
1-2, 0-0 Big 12

Date	Opponent	Time (TV)/Result
(TH) Aug. 29	Lindenwood	W, 48-3
Sept. 7	at Illinois	L, 17-23
(F) Sept. 13	UNLV	L, 20-23
Sept. 21	at West Virginia*	11 a.m. (ESPN2)
Sept. 28	TCU*	TBA
Oct. 5	at Arizona State*	TBA
Oct. 19	Houston*	TBA
Oct. 26 at K-State*	TBA	
Nov. 9	Iowa State*	TBA
Nov. 16	at BYU*	TBA
Nov. 23	Colorado*	TBA
Nov. 30	at Baylor*	TBA

* Big 12 Conference Game



HOUSTON
1-2, 0-0 Big 12

Date	Opponent	Time (TV)/Result
Aug. 31	UNLV	L, 7-27
Sept. 7	at Oklahoma	L, 12-16
Sept. 14	Rice	W, 33-7
Sept. 21	at Cincinnati*	11 a.m. (FS1)
Sept. 28	Iowa State*	TBA
(F) Oct. 4	at TCU*	6:30 p.m. (ESPN)
Oct. 19	at Kansas*	TBA
Oct. 26	Utah*	TBA
Nov. 2 K-State*	TBA	
(F) Nov. 15	at Arizona*	9:15 p.m. (FS1)
Nov. 23	Baylor*	TBA
Nov. 30	at BYU*	TBA

* Big 12 Conference Game



ARIZONA STATE
3-0, 0-0 Big 12

Date	Opponent	Time (TV)/Result
Aug. 31	Wyoming	W, 48-7
Sept. 7	Mississippi State	W, 30-23
(TH) Sept. 12	at Texas State	W, 31-28
Sept. 21	at Texas Tech*	2:30 p.m. (FS1)
Oct. 5	Kansas*	TBA
(F) Oct. 11	Utah*	9:30 p.m. (ESPN)
Oct. 19	at Cincinnati*	TBA
Nov. 2	at Oklahoma State*	TBA
Nov. 9	UCF*	TBA
Nov. 16 at K-State*	TBA	
Nov. 23	BYU*	TBA
Nov. 30	at Arizona*	TBA

* Big 12 Conference Game



CINCINNATI
2-1, 0-0 Big 12

Date	Opponent	Time (TV)/Result
Aug. 31	Towson	W, 38-20
Sept. 7	Pittsburgh	L, 27-28
Sept. 14	at Miami (Ohio)	W, 27-16
Sept. 21	Houston*	11 a.m. (FS1)
Sept. 28	at Texas Tech*	TBA
Oct. 12	at UCF*	TBA
Oct. 19	Arizona State*	TBA
Oct. 26	at Colorado*	TBA
Nov. 9	West Virginia*	TBA
Nov. 16	at Iowa State*	TBA
Nov. 23 at K-State*	TBA	
Nov. 30	TCU*	TBA

* Big 12 Conference Game



IOWA STATE
2-0, 0-0 Big 12

Date	Opponent	Time (TV)/Result
Aug. 31	North Dakota	W, 21-3
Sept. 7	at Iowa	W, 20-19
Sept. 21	Arkansas State	1 p.m. (ESPN+)
Sept. 28	at Houston*	TBA
Oct. 5	Baylor*	TBA
Oct. 12	at West Virginia*	TBA
Oct. 19	UCF*	TBA
Nov. 2	Texas Tech*	TBA
Nov. 9	at Kansas*	TBA
Nov. 16	Cincinnati*	TBA
Nov. 23	at Utah*	TBA
Nov. 30 K-State*	TBA	

* Big 12 Conference Game



CHRIS KLIEMAN

Head Coach • Sixth Year at K-State

**31st Year in Coaching • 12th Year as a Head Coach
Northern Iowa '90, '92**

• A culture of selflessness, discipline, toughness and commitment is the cornerstone of a Chris Klieman-led K-State program, and that is what has led the Wildcats to sustained success and the distinction of being the winningest active program in the Big 12 Conference. In five seasons, Klieman has led the Wildcats to a 39-24 record as he is tied for the second most wins in school history.

• Under Klieman's leadership, K-State has won eight or more games in four of the five seasons, the lone exception being the COVID-19 campaign of 2020. No other coach in school history has more wins or eight-plus win seasons in their first five years. In fact, K-State is the only Big 12 program – and one of only 11 Power 4 teams – currently riding a streak of three eight-plus win seasons.

• A 9-4 campaign in 2023 was capped with a victory in the Pop-Tarts Bowl over NC State as the Wildcats finished the year ranked No. 18 in the Associated Press Top 25, No. 19 in the Coaches' poll and No. 25 in the final College Football Playoff Top 25. It marked the second-straight year they were ranked in the final poll, doing so for the first time since 2011 and 2012. Additionally, it was the first time in the 10-year history of the CFP Top 25 that K-State has landed in the final poll in two-straight seasons.

• The Wildcats saw 30 players earn All-Big 12 recognition in 2023, the third-most of any program. Leading the way was consensus All-American Cooper Beebe, who became the first offensive lineman in school history to earn the honor. It marked the third-straight year a Wildcat earned Consensus All-America status, the longest stretch since going five-straight years from 1995 through 1999.

• It only took year four for a milestone to be reached at K-State as the Wildcats captured the 2022 Big 12 Championship – the fourth league title in school history and first since 2012 – and the Wildcats finished the season with a 10-4 record, the 11th double-digit victory campaign in school history. K-State finished No. 9 in the final College Football Playoff Top 25, the Wildcats' second-highest ranking ever in the CFP era and the highest for the final poll. K-State also ranked No. 14 in the final Associated Press Top 25 and Coaches' Poll, the highest final ranking since 2012.

• The Wildcats' championship campaign was spearheaded by a school-record three victories over teams that were ranked in the top 10 of the AP Top 25, culminating with a 31-28 overtime victory over No. 3 TCU in the Big 12 Championship. In fact, since Klieman took over the reins of the K-State program in 2019, the Wildcats have five wins over teams ranked in the top 10 of the AP Top 25, the most victories over AP Top 10 teams by any active Big 12 program over that span.

• Under Klieman's watch, running back Deuce Vaughn became just the second player in school history to earn back-to-back Consensus All-America honors. Vaughn was one of three players to earn First Team All-America accolades – the most by K-State in a single season since 2003 – and one of five overall All-Americans – the most since 2012.

• The other two First Team All-Americans also earned individual awards from the Big 12 coaches as Felix Anudike-Uzomah was named the Big 12 Defensive Player of the Year and Big 12 Defensive Lineman of the Year, while Beebe was the Big 12 Offensive Lineman of the Year. In all, Klieman helped produce 17 All-Big 12 performers, the most by K-State since 2012.

• Thanks to his 42 wins in Manhattan, Klieman holds a career head coaching record of 114-37 as his 75.5% winning percentage ranks fourth among current FBS coaches that have led programs for at least 10 seasons, trailing only Alabama's Kalen DeBoer (90.0%), Clemson's Dabo Swinney (79.5%) and Indiana's Curt Gignetti (77.7%).

• Under Klieman, 10 Wildcats have been selected in the NFL Draft, including seven in the past two years. In fact, Felix Anudike-Uzomah was selected in the first round (No. 31) and Julius Brents was picked in the second round (No. 44) of the 2023 NFL Draft, marking the first time in school history two Wildcats were taken within the first 44 picks of an NFL Draft.

• Not only has Klieman's tenure produced success on the field, but with his mantra of "how you do one thing is how you do everything" has come success in the classroom. Over Klieman's first five seasons, K-State as a combined 178 Academic All-Big 12 honors – the second most in the conference during that timeframe – which includes a school record 45 in 2023. Additionally, the Wildcats boast three National Football Foundation National Scholar-Athletes under Klieman in Adam Holtorf (2019), Adrian Martinez (2022) and Cooper Beebe (2023).

• Prior to arriving at K-State, Klieman capped his five-year stint as head coach at North Dakota State by winning his fourth national championship in 2018. He tied Jim Tressel (Youngstown State) for the most FCS National Championships as a head coach, while he was a part of seven national championships at NDSU, which was the most in FCS history at the time of his departure.

• Klieman guided the 2018 Bison to a perfect 15-0 record, just the fifth team in FCS history to go undefeated and untied on the way to a national championship. North Dakota State also claimed that feat in 2013 when Klieman as the defensive coordinator.

• The Bison won the Missouri Valley Football Conference each of his five years as head coach and put together a collective 36-4 (90.0%) record against conference foes during that time. He was named the Bruce Craddock MVFC Coach of the Year in 2017, while he was the 2014 Rawlings Football/American Football Monthly FCS Coach of the Year and the 2018 AFCA Region 4 FCS Coach of the Year.

• Klieman was a three-time All-Gateway Conference defensive back at Northern Iowa and four-year letterwinner from 1986 to 1990. He graduated from UNI in 1990 with a bachelor's degree in health education and a master's degree in physical education in 1992.

• Klieman and his wife, **Rhonda**, are parents of two sons, **Devin** and **Colby**, and one daughter, **Haley**. Devin is the safeties coach at North Dakota State and Colby is a junior defensive back at Kansas Wesleyan.

For a complete bio, visit www.k-statesports.com/coachklieman

KLIEMAN'S YEAR-BY-YEAR RECORD

Year	School	Overall	Home	Away	Neutral	Conf.	Finish	Postseason
2005	Loras College	3-7	2-3	1-4	0-0	2-6	7th	None
2014	North Dakota State	15-1	9-0	5-1	1-0	7-1	t1st	FCS Champions
2015	North Dakota State	13-2	8-1	4-1	1-0	7-1	t1st	FCS Champions
2016	North Dakota State	12-2	7-2	5-0	0-0	7-1	t1st	FCS Semifinals
2017	North Dakota State	14-1	9-0	4-1	1-0	7-1	1st	FCS Champions
2018	North Dakota State	15-0	10-0	4-0	1-0	8-0	1st	FCS Champions
2019	Kansas State	8-5	5-2	3-2	0-1	5-4	t3rd	Liberty Bowl
2020	Kansas State	4-6	2-3	2-3	0-0	4-5	7th	None
2021	Kansas State	8-5	4-3	2-2	2-0	4-5	t5th	Texas Bowl Champions
2022	Kansas State	10-4	5-2	4-1	1-1	7-2	1st	Sugar Bowl
2023	Kansas State	9-4	6-1	2-3	1-0	6-3	t4th	Pop-Tarts Bowl Champions
2024	Kansas State	3-0	2-0	1-0	0-0	0-0		

THE KLIEMAN FILE

Hometown:	Waterloo, Iowa
Spouse:	Rhonda
Children:	Devin, Haley, Colby

EDUCATION

Bachelor's Degree in Health Education (Northern Iowa, 1990)
Master's Degree in Physical Education (Northern Iowa, 1992)

PLAYING EXPERIENCE

Northern Iowa, Defensive Back (1986-90)

COACHING EXPERIENCE

Year(s)	Position	School
1991-92	Graduate Assistant	Northern Iowa
1993	Defensive Backs	Northern Iowa
1994-96	Defensive Backs	Western Illinois
1997	Graduate Assistant	Kansas
1999	Defensive Backs	Missouri State
2002-04	Defensive Coordinator	Loras College
2005	Head Coach	Loras College
2006-07	Defensive Backs	Northern Iowa
2008	Co-Defensive Coordinator/DB	Northern Iowa
2009-10	Defensive Coordinator/DB	Northern Iowa
2011	Defensive Backs	North Dakota State
2012-13	Defensive Coordinator/DB	North Dakota State
2014-18	Head Coach	North Dakota State
2019-24	Head Coach	Kansas State

RECORD VS. D1 OPPONENTS

Opponent	W	L	PCT
Alabama	0	1	.000
Arizona	1	0	1.000
Arizona State	FIRST MEETING		
Arkansas State	0	1	.000
Baylor	2	3	.400
Bowling Green	1	0	1.000
BYU	FIRST MEETING		
Cal Poly	1	0	1.000
Charleston Southern	1	0	1.000
Cincinnati	FIRST MEETING		
Coastal Carolina	1	0	1.000
Colgate	1	0	1.000
Colorado	FIRST MEETING		
Delaware	1	0	1.000
Eastern Washington	3	0	1.000
Houston	1	0	1.000
Illinois State	4	0	1.000
Incarinate Word	1	0	1.000
Indiana State	4	0	1.000
Iowa	1	0	1.000
Iowa State	3	3	.500
Jacksonville State	1	0	1.000
James Madison	1	1	.500
Kansas	5	0	1.000
LSU	1	0	1.000
Mississippi State	1	0	1.000
Mississippi Valley State	1	0	1.000
Missouri	1	1	.500
Missouri State	5	0	1.000
Montana	2	0	1.000
Montana State	1	1	.500
Navy	0	1	.000
Nevada	1	0	1.000
Nicholls	1	0	1.000
North Alabama	1	0	1.000
NC State	1	0	1.000
North Dakota	1	0	1.000
Northern Iowa	5	1	.833
Oklahoma	3	1	.750
Oklahoma State	1	4	.200
Richmond	1	0	1.000
Robert Morris	1	0	1.000
Sam Houston State	2	0	1.000
San Diego	2	0	1.000
South Dakota	5	1	.833
South Dakota State	6	2	.750
Southeast Missouri	1	0	1.000
Southern Illinois	4	0	1.000
Stanford	1	0	1.000
TCU	5	1	.833
Texas	0	5	.000
Texas Tech	5	0	1.000
Troy	1	0	1.000
Tulane	1	1	.500
UCF	1	0	1.000
UT Martin	1	0	1.000
Weber State	2	0	1.000
West Virginia	2	2	.500
Western Illinois	5	0	1.000
Wofford	1	0	1.000
Youngstown State	5	0	1.000



KLIEMAN RECORD BREAKDOWN

Overall	114-37 (.755)
Overall (K-State)	42-24 (.636)
Home (Overall)	69-17 (.802)
Home (K-State)	25-11 (.694)
Away (Overall)	37-18 (.673)
Away (K-State)	14-11 (.560)
Neutral	8-2 (.800)
Neutral (K-State)	4-2 (.667)
Conference (Overall)	64-29 (.688)
Conference (K-State)	26-19 (.578)
Home Conference (Overall)	33-13 (.717)
Home Conference (K-State)	15-9 (.625)
Away Conference (Overall)	31-16 (.660)
Away Conference (K-State)	11-10 (.524)
Non-Conference (Overall)	50-8 (.862)
Non-Conference (K-State)	16-5 (.762)
Home Non-Conference (Overall)	36-3 (.923)
Home Non-Conference (K-State)	10-2 (.833)
Away Non-Conference (Overall)	6-3 (.667)
Away Non-Conference (K-State)	2-1 (.667)
Neutral Non-Conference	8-2 (.800)
Neutral Non-Conference (K-State)	4-2 (.667)
Coming Off a Win*	87-21 (.806)
at K-State*	26-14 (.650)
Coming Off a Loss*	17-13 (.567)
at K-State*	11-8 (.579)
Coming Off a Bye *	20-5 (.800)
at K-State	3-5 (.375)
In August	4-1 (.800)
In September	30-8 (.789)
In October	35-10 (.778)
In November	24-14 (.632)
In December	16-4 (.800)
In January	5-0 (1.000)
Tuesday	1-1 (.500)
Thursday	1-0 (1.000)
Friday	5-2 (.714)
Saturday	107-34 (.759)
Scoring First	86-15 (.851)
at K-State	36-8 (.818)
Opponent Scores First	28-22 (.560)
at K-State	6-16 (.273)
Leading at Halftime	93-11 (.894)
at K-State	35-7 (.833)
Behind at Halftime	14-25 (.359)
at K-State	6-16 (.273)
Tied at Halftime	7-1 (.857)
at K-State	1-1 (.500)
Overtime	4-1 (.800)
Outgain Opponent	98-7 (.933)
at K-State	28-5 (.848)
Outgained by Opponent	16-29 (.356)
at K-State	14-18 (.438)
Total Yardage Equal	0-1 (.000)
at K-State	0-1 (.000)
Win Turnover Battle	77-12 (.865)
at K-State	31-6 (.838)
Lose Turnover Battle	18-18 (.500)
at K-State	5-14 (.263)
Equal Turnovers	19-7 (.731)
at K-State	6-4 (.600)
With 100-Yard Rusher	70-7 (.909)
at K-State	30-7 (.811)
Scoring a Defensive Touchdown	19-0 (1.000)
at K-State	5-0 (1.000)
Scoring a Special Teams Touchdown	14-4 (.778)
at K-State	9-3 (.750)

* In Season Only

LORAS COLLEGE

2005 (3-7/2-6 IIAC)
MVFC Champions
FCS National Champions

Date	Opponent	Score	W/L
9/3	Concordia (Ill.)	48-3	W
9/10	at No. 22 St. Ambrose	28-29	L
9/17	at Buena Vista	0-14	L
9/24	Central College	0-21	L
10/1	at Cornell College	27-14	W
10/15	Simpson College	15-7	W
10/2	Wartburg College	10-14	L
10/29	at Luther College	19-22	L
11/5	Coe College	14-24	L
11/12	at Dubuque	18-20	L

NORTH DAKOTA ST.

2014 (15-1/7-1 MVFC)
MVFC Champions
FCS National Champions

Date	Opponent	Score	W/L
8/30	at Iowa State	34-14	W
9/6	at Weber State	24-7	W
9/13	Incarnate World	58-0	W
9/20	No. 3 Montana	22-10	W
10/4	at Western Illinois	17-10	W
10/11	No. 12 Southern Illinois	38-10	W
10/18	No. 22 Indiana State	34-17	W
10/25	at South Dakota	47-7	W
11/1	No. 18 South Dakota St.	37-17	W
11/8	at No. 19 N. Iowa	3-23	L
11/15	at Missouri State	45-10	W
11/22	No. 20 Youngstown St.	38-14	W

NCAA FCS Quarterfinal
12/6 No. 13 South Dakota St. 27-24 W
NCAA FCS Semifinal
12/13 No. 6 Coastal Carolina 39-32 W
NCAA FCS Semifinal
12/19 No. 19 Sam Houston St. 35-3 W
NCAA Division I Championship (Frisco, Texas)
1/10 No. 2 Illinois State 29-27 W

2015 (13-2/7-1 MVFC)
MVFC Champions
FCS National Champions

Date	Opponent	Score	W/L
8/29	at No. 12 Montana State	35-38	L
9/12	Weber State	41-14	W
9/19	North Dakota	34-9	W
10/3	at No. 5 South Dakota St.	28-7	W
10/10	No. 10 Northern Iowa	31-28	W
10/17	South Dakota	21-24	L
10/24	at No. 18 Indiana State	28-14	W
10/31	at Southern Illinois	35-29	W
11/7	Western Illinois	59-7	W
11/14	at No. 20 Youngstown St.	27-24	W
11/21	Missouri State	55-0	W

NCAA FCS Second Round
12/5 No. 16 Montana 37-6 W
NCAA FCS Quarterfinal
12/12 No. 14 Northern Iowa 23-13 W
NCAA FCS Semifinal
12/18 No. 11 Richmond 33-7 W
NCAA Division I Championship (Frisco, Texas)
1/9 No. 1 Jacksonville State 37-10 W

2016 (12-2/7-1 MVFC)
MVFC Champions
FCS National Champions

Date	Opponent	Score	W/L
8/27	No. 6 Charleston Southern	24-17 (OT)	W
9/10	No. 8 Eastern Washington	50-44 (OT)	W
9/17	at No. 11 Iowa	23-21	W
10/1	No. 18 Illinois State	31-10	W
10/8	at Missouri State	27-3	W
10/15	No. 11 South Dakota St.	17-19	L
10/22	at No. 12 Western Illinois	21-13	W
10/29	at Northern Iowa	24-20	W
11/5	No. 13 Youngstown State	24-3	W
11/12	Indiana State	41-17	W
11/19	at South Dakota	28-21	W

NCAA FCS Second Round
12/3 No. 24 San Diego 45-7 W
NCAA FCS Quarterfinal
12/10 No. 7 South Dakota State 36-10 W
NCAA FCS Semifinal
12/18 No. 5 James Madison 17-27 L

2017 (14-1/7-1 MVFC)
MVFC Champions
FCS National Champions

Date	Opponent	Score	W/L
9/2	Mississippi Valley State	72-7	W
9/9	at No. 6 E. Washington	40-13	W
9/23	Robert Morris	56-0	W
9/30	Missouri State	38-11	W
10/7	at Indiana State	52-0	W
10/14	at No. 8 Youngstown St.	27-24 (OT)	W
10/21	No. 10 Western Illinois	24-12	W
10/28	No. 25 Northern Iowa	30-14	W
11/4	at No. 8 South Dakota St.	21-33	L
11/11	No. 10 South Dakota	49-14	W
11/18	at No. 21 Illinois State	20-7	W

NCAA FCS Second Round
12/2 San Diego 38-3 W
NCAA FCS Quarterfinal
12/9 No. 8 Wofford 42-10 W
NCAA FCS Semifinal
12/15 No. 5 Sam Houston State 55-13 W
NCAA Division I Championship (Frisco, Texas)
1/6 No. 1 James Madison 17-13 W

2018 (15-0/8-0 MVFC)
MVFC Champions
FCS National Champions

Date	Opponent	Score	W/L
9/1	Cal Poly	49-3	W
9/15	North Alabama	38-7	W
9/22	Delaware	38-10	W
9/29	No. 3 South Dakota State	21-17	W
10/6	at No. 22 Northern Iowa	56-31	W
10/13	at Western Illinois	34-7	W
10/20	Illinois State	28-14	W
10/27	at South Dakota	59-14	W
11/3	Youngstown State	17-7	W
11/10	at Missouri State	48-7	W
11/17	Southern Illinois	65-17	W

NCAA FCS Second Round
12/1 No. 23 Montana State 52-10 W
NCAA FCS Quarterfinal
12/8 No. 7 Colgate 35-0 W
NCAA FCS Semifinal
12/14 No. 5 South Dakota State 44-21 W
NCAA Division I Championship (Frisco, Texas)
1/5 No. 3 Eastern Washington 38-24 W

KANSAS STATE

2019 (8-5/5-4 Big 12)
Liberty Bowl

Date	Opponent	Score	W/L
8/31	Nicholls	49-14	W
9/7	Bowling Green	52-0	W
9/14	at Mississippi State	31-24	W
9/28	at Oklahoma State	13-26	L
10/5	Baylor	12-31	L
10/19	TCU	24-17	W
10/26	No. 5 Oklahoma	48-41	W
11/2	at Kansas	38-10	W
11/9	at Texas	24-27	L
11/16	West Virginia	20-24	L
11/23	at Texas Tech	30-27	W
11/30	No. 23 Iowa State	27-17	W

AutoZone Liberty Bowl (Memphis, Tenn.)
12/31 No. 23 Navy 17-20 L

2020 (4-6/4-5 Big 12)

Date	Opponent	Score	W/L
9/12	Arkansas State	31-35	L
9/26	at No. 3 Oklahoma	38-35	W
10/3	Texas Tech	31-21	W
10/10	at TCU	21-14	W
10/24	Kansas	55-14	W
10/31	at West Virginia	10-37	L
11/7	No. 14 Oklahoma State	18-20	L
11/21	at No. 17 Iowa State	45-0	L
11/28	at Baylor	31-32	L
12/5	Texas	31-69	L

2021 (8-5/4-5 Big 12)
Texas Bowl Champions

Date	Opponent	Score	W/L
9/4	vs. Stanford (Arlington, Texas)	24-7	W
9/11	Southern Illinois	31-23	W
9/18	Nevada	38-17	W
9/25	at Oklahoma State	20-31	L
10/2	No. 6 Oklahoma	31-37	L
10/16	Iowa State	20-33	L
10/23	at Texas Tech	25-24	W
11/30	TCU	31-12	W
11/6	at Kansas	35-10	W
11/13	West Virginia	34-17	W
11/20	No. 11 Baylor	10-20	L
11/26	at Texas	17-22	L

Act Texas Bowl (Houston, Texas)
1/4 LSU 42-20 W

2022 (10-4/7-2 Big 12)
Big 12 Champions
Sugar Bowl

Date	Opponent	Score	W/L
9/3	South Dakota	34-0	W
9/10	Missouri	40-12	W
9/17	Tulane	10-17	L
9/24	at No. 6 Oklahoma	41-34	W
10/1	Texas Tech	37-28	W
10/8	at Iowa State	10-9	W
10/22	at No. 8 TCU	28-38	L
10/29	No. 9 Oklahoma State	48-0	W
11/5	Texas	27-34	L
11/12	at Baylor	31-3	W
11/19	at West Virginia	48-31	W
11/26	Kansas	47-27	W

Dr. Pepper Big 12 Championship (Arlington, Texas)
12/3 No. 3 TCU 31-28 (OT) W
Allstate Sugar Bowl (New Orleans, La.)
12/31 No. 5 Alabama 20-45 L

2023 (9-4/6-3 Big 12)

Date	Opponent	Score	W/L
9/2	SEMO	45-0	W
9/9	Troy	42-13	W
9/16	at Missouri	27-30	L
9/23	UCF	44-31	W
10/6	at Oklahoma State	21-29	L
10/14	at Texas Tech	38-21	W
10/21	TCU	41-3	W
10/28	Houston	41-0	W
11/4	at Texas	30-33 (OT)	L
11/11	Baylor	59-25	W
11/18	at Kansas	31-27	W
11/25	Iowa State	35-42	L

Pop-Tarts Bowl (Orlando, Fla.)
12/28 No. 19 NC State 28-19 W

2024 (3-0/0-0 Big 12)

Date	Opponent	Score	W/L
8/31	UT Martin	41-6	W
9/7	at Tulane	34-27	W
9/13	Arizona	31-7	W
9/21	at BYU		
9/28	Oklahoma State		
10/12	at Colorado		
10/19	at West Virginia		
10/26	Kansas		
11/2	at Houston		
11/16	Arizona State		
11/23	Cincinnati		
11/30	at Iowa State		



GAMEDAY: FIELD

MATT WELLS

Associate Head Coach/QBs • Houston '96
28th Year in Coaching • First Year at K-State

- In his first season at K-State coaching the quarterbacks while also serving as the co-offensive coordinator and associate head coach.
- In his 28th year in coaching, which includes nine seasons as a head coach at Utah State (2013-18) and Texas Tech (2019-21).
- Coached Jordan Love at Utah State, who went on to become a First Round NFL Draft choice by Green Bay.
- Left Utah State as the second-winningest coach in school history and led the Aggies to multiple bowl wins.
- Has spent time throughout his career working with quarterbacks, wide receivers and tight ends.



GAMEDAY: FIELD

VAN MALONE

Assistant Head Coach/CBs • Houston '02
26th Year in Coaching • Sixth Year at K-State

- In his sixth season coaching the K-State cornerbacks and added the titles of assistant head coach and defensive pass game coordinator prior to the 2020 campaign.
- Has tutored six All-Big 12 cornerbacks during his five years.
- Coached Juju Brents, who was the 44th overall selection in the 2023 NFL Draft by the Indianapolis Colts – the highest Wildcat CB drafted since Terence Newman in 2003 (No. 5).
- Also coached Ekow Boye-Doe, who signed a rookie free agent contact with Kansas City and helped the Chiefs win Super Bowl LVIII.
- Named the 2023 Big 12 Cornerbacks Coach of the Year by Our Coaching Network.



GAMEDAY: FIELD

JOE KLANDERMAN

Defensive Coord./Safeties • Minnesota State '01
23rd Year in Coaching • Sixth Year at K-State

- In his sixth season coaching the safeties and fifth as the defensive coordinator.
- Spearheaded a complete overhaul of the defense prior to 2021, going from a four-man front to conducting a 3-3-5 structure for the first time in his career.
- The Wildcats have ranked in the top four of the Big 12 in both total yards and points allowed each of the last three seasons, their longest streak since 2000-03.
- K-State has averaged 21.3 allowed points per game over the last three seasons – a span of 40 games – to rank 20th nationally, 15th among Power 4 teams and second in the Big 12.



GAMEDAY: BOOTH

CONOR RILEY

Offensive Coordinator/Offensive Line • Omaha '03
22nd Year in Coaching • Sixth Year at K-State

- In his sixth season as the offensive line coach and first as offensive coordinator as he took over in January after serving as the interim coordinator for the Pop-Tarts Bowl.
- Has been an integral part of a staff that has helped produce 34.6 points per game over the last two seasons to rank 19th in the nation and third among returning Big 12 teams.
- Has produced 15 All-Big 12 offensive linemen at K-State, which includes a three-time First Team All-Big 12 selection and the school's first Consensus All-American offensive lineman, Cooper Beebe.
- Beebe was named the 2022 and 2023 Big 12 Offensive Lineman of the Year.

SUPPORT STAFF

Graduate Assistants

Will Farrar, Alex Wallace (Offense)
Mikael Bradford, Parker Schrater (Defense)

Analysts/Quality Control

Nate Kaczor (Special Teams Quality Control)
Matt Kardulis (Defensive Quality Control)
Drew Liddle (Offensive Analyst)
Sean Maguire (Offensive Analyst)
David Orloff (Defensive Analyst)

Strength and Conditioning

Truman Carroll (Director of Strength & Conditioning)
Ray Thomas (Assoc. Strength & Conditioning Coach)
Elijah Blackman (Asst. Strength & Conditioning Coach)
Lonnie Maddox (Asst. Strength & Conditioning Coach)
Isaac Lopez (Asst. Strength & Conditioning Coach)

Sports Medicine

Mindy Hoffman (Head FB Athletic Trainer)*
Matt Thomson (Senior Assoc. AD)
Scott Trausch (Assoc. Strength & Conditioning Coach)
Lance Yancy (Director of Sports Science)
Connor Bennett (Asst. Athletic Trainer)
Matt Greenwald (Asst. Athletic Trainer)

Administration

Hank Jacobs (Director of Football Administration)
Kacey Feldkamp (Director of Football Operations)*
Natalie Crimmins (Program Coordinator)
Taylor Wenger (Football Operations Coordinator)
Joe Hall (Director of Player Development)

Recruiting

Clint Brown (Director of Roster Management)
Taylor Braet (Director of Football Recruiting)
Maddi Gage (Director of On-Campus Recruiting)
Dimitri Donald (Director of Scouting)
Riley Galpin (Asst. Dir. of On-Campus Recruiting)
Zac Cox (Recruiting Operations Assistant)

Coaching Video

Scott Eilert (Director of Video Services)
Brandon Hasselbeck (Asst. Director of Football Video)

Creative

Ron Cook (Director of Football Graphic Design)
Parker Schmitz (Director of Creative Media)
Chandler Mixon (Director of Football Photography)

Equipment

Al Cerbe (Head Equipment Manager)
Preston Flack (Assistant Football Equipment Manager)
Mitchell Mueller (Football Equipment Assistant)

* K-State is one of just two FBS programs (along with Bowling Green) to have females in the roles of Director of Football Operations and Head Football Athletic Trainer.



GAMEDAY: FIELD

BRIAN ANDERSON

Running Backs • Western Illinois '94
30th Year in Coaching • Sixth Year at K-State

- In his sixth season as the running backs coach and his 30th season in coaching overall.
- Has tutored at least one All-Big 12 running back in each of his first five seasons on staff.
- Coached Deuce Vaughn to consecutive Consensus All-America seasons, the second player in school history to earn the nod in back-to-back years.
- Vaughn, the third player in school history with multiple 1,000-yard seasons, was selected in the 2023 NFL Draft by Dallas.
- Coached DJ Giddens to a 1,000-yard season in 2023 to mark the third-straight season with a 1,000-yard rusher, the longest streak by K-State running backs since 2001-04.



GAMEDAY: FIELD

BRIAN LEPAK (INT-PACK)

Tight Ends • Oklahoma '10
11th Year in Coaching • Fourth Year at K-State

- An intelligent young coach with stops at two other Power 5 schools who is in his third year coaching the tight ends.
- Tutored Ben Sinnott to consecutive All-Big 12 First Team accolades in 2022 and 2023.
- Over the last two seasons, Lepak coached Sinnott to top-10 rankings nationally among tight ends in receiving yards (3rd), receptions (4th) and receiving touchdowns (T8th).
- Sinnott was selected in the second round – No. 53 overall – in 2023 by the Washington Commanders.
- Began to groom Garrett Oakley in 2023, who accounted for 154 yards and two touchdowns, the latter tying for the sixth most nationally among freshmen tight ends.



GAMEDAY: FIELD

MATTHEW MIDDLETON

Wide Receivers • Ottawa '08
17th Year in Coaching • Second Year at K-State

- A native Kansan and 16-year coaching veteran who is in his second season at K-State working with the wide receivers.
- During his first year in Manhattan, he helped close the career of Phillip Brooks, who left K-State ranking fourth in school history in career catches (182), seventh in yards (2,127) and tied for seventh in touchdowns (14).
- Under Middleton, Brooks ranked ninth in the Big 12 in catches per game (4.42) in 2023, the first Wildcat wide receiver to rank in the top 10 in the conference in the category since Tyler Lockett (second) and Curry Sexton (fourth) in 2014.
- Came to K-State after five seasons at Kent State, while he has also coached at South Dakota.



GAMEDAY: BOOTH

STEVE STANARD (STAN-IND)

Linebackers • Nebraska '89
37th Year in Coaching • Fifth Year at K-State

- A veteran coach with ties to the Midwest and more than 30 years of coaching experience who is in his fifth season coaching the K-State linebackers.
- Has coached eight linebackers to All-Big 12 honors while at K-State, including two in each of the last three years.
- Saw three linebackers earn All-Big 12 recognition a year ago in Austin Moore (second team), Desmond Purnell (honorable mention) and Austin Romaine (votes for Big 12 Defensive Freshman of the Year).
- Has 20 seasons worth of defensive coordinator experience coming at Nebraska Wesleyan, South Dakota, New Mexico State, Colorado State, Tulane and Wyoming.



GAMEDAY: FIELD

MIKE TUIASOSOPO (TWO-DE-ALL-30-30-30)

Defensive Tackles • Pacific Lutheran '89
34th Year in Coaching • Sixth Year at K-State

- A veteran coach with over 30 years of experience who is in his sixth season at K-State.
- Under his leadership, the Wildcats have boasted an All-Big 12 defensive tackle each of the last four years.
- Has helped K-State rank in the top 20 nationally in turnovers gained each of the last two seasons, doing so for the first time since 1999 and 2000.
- Aided the 2023 defense in ranking 11th nationally in third-down defense (30.2%), while the unit ranked second nationally in red-zone touchdowns allowed (39.4%).
- Coached transfer Timmy Horne to All-Big 12 honors in 2021, as Horne has spent the last two seasons in the NFL.



GAMEDAY: FIELD

BUDDY WYATT

Defensive Ends • TCU '90
34th Year in Coaching • Sixth Year at K-State

- A respected defensive line coach with more than 30 years experience who is in his sixth season at K-State.
- Has tutored defensive ends to seven All-Big 12 honors, including four first-team accolades.
- Led two Wildcats – Khalid Duke (second team) and Brendan Mott (honorable mention) – to All-Big 12 honors in 2023.
- Coached Felix Anudike-Uzomah to All-America honors in 2021 and 2022 in addition to being named the 2022 Big 12 Defensive Player and Defensive Lineman of the Year.
- Anudike-Uzomah went on to be selected in the first round of the 2023 NFL Draft by Kansas City, the Wildcats' first first-round draft selection since 2009.

**ALPHABETICAL**

NO	NAME	POS
55	Malcolm Alcorn-Crowder	DT
91	Jordan Allen	DE
80	Will Anciaux	TE
3	Blake Barnett	QB
22	Callen Barta	S
75	Holden Bass	DT
39	Travis Bates	DE
53	Drake Bequeaith	OL
17	Mikey Bergeron	S
46	Keane Bessert	LS
8	Ty Bowman	WR
1	Jayce Brown	WR
32	Evan Cantu	RB
66	Michael Capria	OL
14	Dante Cephas	WR
30	Teagan Cobb	P/K
27	Daniel Cobbs	S
16	Jayden Cook	CB
67	Logan Cox	OL
13	Andre Davis	WR
52	Ryan Davis	DE
15	Trae Davis	WR
14	Jet Dineen	S
34	Jordan Dunbar	CB
3	Dylan Edwards	RB
36	Jack Fabris	S
18	Wesley Fair	S
62	Jackson Fullmer	OL
1	Keenan Garber	CB
31	DJ Giddens	RB
51	Will Granger	LB
92	Truman Griffith	DE
13	Joe Hall III	CB
19	Garrett Harstad	TE
70	Gus Hawkins	OL
75	Sam Hecht	OL
72	Ryan Howard	OL
18	Hudson Hutcheson	QB
56	Damian Ilalio	DT
0	Jadon Jackson	WR
4	Joe Jackson	RB
5	Justice James	CB
60	Andrew Johnson	LS
2	Avery Johnson	QB
10	Keagan Johnson	WR
0	Darell Jones	CB
74	Alex Key	OL
71	Easton Kilty	OL
26	Terry Kirksey Jr.	LB
7	Jacob Knuth	QB
84	Isaac Koch	WR
24	Trey Krause	S
56	Andrew Leingang	OL
6	Sterling Lockett	WR
87	Brayden Loftin	TE
20	Alec Marencio	LB
89	Zayden Martinez	WR
73	Kaedin Massey	OL
2	Colby McCalister	S
35	Simon McClannan	K/P
9	Donovan McIntosh	CB
43	Kaden McMahan	LB
81	Andrew Metzger	TE

NO	NAME	POS	HT	WT	YR-EX	HOMETOWN (LAST SCHOOL)
0	# Jadon Jackson	WR	6-1	187	Sr.-2L	Centeron, Ark. (Univ. of Mississippi)
0	# Darell Jones	CB	5-11	180	Jr.-SQ	Coffeyville, Kan. (Field Kindley)
1	# Jayce Brown	WR	6-0	179	So.-1L^	Fort Walton Beach, Fla. (Choctawhatchee)
1	# Keenan Garber	CB	6-0	188	Sr.-4L	Lawrence, Kan. (Free State)
2	# Avery Johnson	QB	6-2	192	So.-1L^	Wichita, Kan. (Maize)
2	# Colby McCalister	S	5-10	200	So.-1L	Houston, Texas (Clear Brook)
3	# Blake Barnett	QB	6-1	228	Fr.-HS^	Erie, Colo. (Erie)
3	# Dylan Edwards	RB	5-9	167	So.-TR^	Derby, Kan. (Univ. of Colorado)
4	# Joe Jackson	RB	6-0	203	Fr.-RS	Haines City, Fla. (Ridge Community)
4	# Tyler Nelome	CB	6-2	198	Sr.-SQ	Atlanta, Ga. (Southeast Missouri State Univ.)
5	# Justice James	CB	5-10	198	Sr.-1L	West Columbia, Texas (Tyler JC)
5	# Ta'Quan Roberson	QB	6-0	201	Sr.-TR	Orange, N.J. (Univ. of Connecticut)
6	# Sterling Lockett	WR	5-10	170	So.-SQ	Leawood, Kan. (Blue Valley)
6	# Jordan Riley	S	6-0	202	Sr.-TR^	Clinton, Md. (Ball State Univ.)
7	# Jacob Knuth	QB	6-3	213	So.-SQ	Sioux Falls, S.D. (Univ. of Minnesota)
7	# Kam Sallis	LB	6-1	222	Fr.-RS	Arlington, Texas (Kennedale)
8	# Ty Bowman	WR	6-5	220	Sr.-3L^	Chanute, Kan. (Chanute)
8	# Chiddi Obiazor	DE	6-6	282	Fr.-RS	Eden Prairie, Minn. (Eden Prairie)
9	# Donovan McIntosh	CB	6-3	190	Fr.-RS	St. Louis, Mo. (St. Mary's)
9	# Jacques Spradley-Demps	WR	6-1	207	Fr.-HS^	Jarrell, Texas (Weiss)
10	# Keagan Johnson	WR	6-0	206	Jr.-1L	Bellevue, Neb. (Univ. of Iowa)
10	# Jacob Parrish	CB	5-10	198	Jr.-2L^	Olathe, Kan. (Olathe North)
12	# Tre Spivey	WR	6-4	217	Fr.-RS	Chandler, Ariz. (Hamilton)
12	# Nickendre Stiger	S	5-11	187	Sr.-SQ	Wichita, Kan. (Butler CC)
13	# Andre Davis	WR	6-4	216	Fr.-RS	Leawood, Kan. (Blue Valley)
13	# Joe Hall III	CB	6-0	208	So.-1L	Manhattan, Kan. (Manhattan)
14	# Dante Cephas	WR	6-0	193	Sr.-TR	Pittsburgh, Pa. (Penn State Univ.)
14	# Jet Dineen	S	5-10	198	So.-1L	Lawrence, Kan. (Free State)
15	# Trae Davis	WR	5-11	164	Fr.-HS^	Troup, Texas (Troup)
15	# Dante Thomas	S	5-11	188	Jr.-TR	Hammond, La. (Southwest Mississippi CC)
16	# Jayden Cook	CB	6-0	190	Fr.-RS	Frankfort, Ill. (Lincoln-Way East)
16	# Mason Olguin	LS	6-1	226	Jr.-SQ	Edmond, Okla. (Dodge City CC)
17	# Mikey Bergeron	S	6-2	198	Fr.-RS	Shawnee, Kan. (Mill Valley)
17	# Chris Tennant	K	6-5	226	Sr.-3L^	Shawnee, Kan. (Mill Valley)
18	# Wesley Fair	S	6-1	200	Fr.-RS	Wichita, Kan. (Wichita Collegiate)
18	# Hudson Hutcheson	QB	5-11	180	Fr.-HS^	Lubbock, Texas (Frenship)
19	# Garrett Harstad	TE	6-4	224	Fr.-RS	Loveland, Colo. (Loveland)
19	# VJ Payne	S	6-3	211	Jr.-2L^	Gainesville, Ga. (Buford)
20	# Alec Marencio	LB	6-2	234	Sr.-TR^	El Paso, Texas (Univ. of New Mexico)
20	# Jackson Voth	WR	5-10	184	Fr.-HS^	Cheney, Kan. (Cheney)
21	# Bryce Noernberg	WR	6-5	170	Fr.-HS^	Olathe, Kan. (Olathe South)
21	# Marques Sigle	S	6-0	197	Sr.-1L^	Omaha, Neb. (North Dakota State Univ.)
22	# Callen Barta	S	6-1	186	Fr.-HS^	Topeka, Kan. (Seaman)
22	# Blake Turner	TE	6-3	224	Fr.-HS^	Stewartville, Minn. (Stewartville)
23	# Asa Newsom	LB	6-3	228	Fr.-RS	Waverly, Iowa (Waverly-Shell Rock)
23	# DeVon Rice	RB	5-9	179	Fr.-HS^	Las Vegas, Nev. (Bishop Gorman)
24	# Trey Krause	S	6-1	202	Jr.-1L	Olathe, Kan. (Olathe West)
24	# JB Price	RB	5-10	199	Fr.-HS^	Overland Park, Kan. (Blue Valley)
25	# Zashon Rich	CB	6-1	199	Fr.-HS^	Minneapolis, Minn. (North Community)
26	# Terry Kirksey Jr.	LB	6-3	228	Jr.-RS	Theodore, Ala. (Hutchinson CC)
26	# Cooper Warren	WR	5-8	178	Fr.-HS^	Olathe, Kan. (Olathe South)
27	# Daniel Cobbs	S	5-10	190	So.-RS	Fort Worth, Texas (Tyler JC)
28	# Rex Van Wyhe	LB	6-5	239	So.-RS	Rock Rapids, Iowa (Iowa Central CC)
29	# Kanijal Thomas	CB	5-11	188	So.-1L	Del City, Okla. (Del City)
30	# Teagan Cobb	P/K	6-2	215	Fr.-RS	Rose Hill, Kan. (Rose Hill)
30	# Jake Stonebraker	LB	6-0	221	Fr.-HS^	Castle Rock, Colo. (Douglas County)
31	# DJ Giddens	RB	6-1	212	Jr.-2L	Junction City, Kan. (Junction City)
31	# Ben Wheeler	S	6-0	180	Fr.-HS^	Olathe, Kan. (St. James Academy)
32	# Evan Cantu	RB	5-9	207	So.-SQ	Wichita, Kan. (Maize South)
32	# Desmond Purnell	LB	6-0	236	Jr.-2L	Topeka, Kan. (Hayden)
33	# Tyson Struber	LB	6-2	226	So.-SQ	Galva, Kan. (Canton-Galva)
34	Jordan Dunbar	CB	6-0	196	Jr.-TR	Tarrytown, N.Y. (Rice Univ.)
35	Simon McClannan	K/P	5-11	190	Fr.-RS	Omaha, Neb. (Millard South)
36	Jack Fabris	S	6-2	193	Fr.-RS	Bogart, Ga. (North Oconee)
37	Andrew Sonner	TE	6-4	240	Jr.-SQ	Olathe, Kan. (Olathe East)
38	Brendan Mott	DE	6-5	244	Sr.-2L	Iowa City, Iowa (Iowa City West)
39	Travis Bates	DE	6-3	265	So.-TR	Tomball, Texas (Austin Peay Univ.)
40	Gavin Meyers	LB	6-3	227	So.-SQ	Hays, Kan. (Hays)
41	Austin Moore	TE	6-1	220	Sr.-4L	Louisburg, Kan. (Louisburg)
42	Justin Wolf	LB	6-4	252	Sr.-TR^	Breezy Point, N.Y. (Wagner College)
43	Kaden McMahan	LB	6-4	223	So.-TR	Georgetown, Texas (Tyler JC)
44	Tobi Osunsanmi	DE	6-3	248	So.-2L	Wichita, Kan. (Wichita East)
45	Austin Romaine	LB	6-2	242	So.-1L	Hillsboro, Mo. (Hillsboro)
46	Keane Bessert	LS	6-0	220	Fr.-TR	Loma, Colo. (Univ. of Wisconsin)
47	# Cody Stufflebean	DE	6-4	257	Sr.-2L^	McPherson, Kan. (McPherson)



NO	NAME	POS	HT	WT	YR-EX	HOMETOWN (LAST SCHOOL)
47	# LaJames White	RB	5-7	196	Jr.-1L	Kansas City, Kan. (Air Force)
48	Zach Wittenberg	LB	6-2	225	Jr.-1L	El Dorado, Kan. (Butler CC)
49	Drew Schmelzle	DE	6-4	227	Jr.-SQ	Sabetha, Kan. (Sabetha)
50	Boone Morris	LB	6-2	235	Fr.-HS^	Talco, Texas (Mount Vernon)
51	Will Granger	LB	6-2	213	Fr.-HS^	Omaha, Neb. (Millard North)
52	Ryan Davis	DE	6-4	252	Fr.-RS	Phoenix, Ariz. (Sandra Day O'Connor)
53	Drake Bequeaith	OL	6-6	292	So.-1L	Colleyville, Texas (Grapevine)
54	Hadley Panzer	OL	6-4	305	Sr.-3L^	Lakin, Kan. (Lakin)
55	# Malcolm Alcorn-Crowder	DT	6-5	318	So.-TR	Brockton, Mass. (Butler CC)
55	# Kyle Rakers	OL	6-3	295	Fr.-HS^	Norwalk, Iowa (Dowling Catholic)
56	# Damian Ilalio	DT	6-2	300	Jr.-2L	Manhattan, Kan. (Manhattan)
56	# Andrew Leingang	OL	6-6	306	Jr.-2L	Bismarck, N.D. (Century)
57	Beau Palmer	LB	6-2	225	Sr.-2L^	Overland Park, Kan. (Blue Valley)
59	Gabe Roland	LB	6-1	235	Fr.-RS	Ponca City, Okla. (Ponca City)
60	Andrew Johnson	LS	6-1	225	Fr.-RS	Lincoln, Neb. (Lincoln Christian School)
62	Jackson Fullmer	OL	6-4	285	Fr.-RS	Eagle, Idaho (Rocky Mountain)
64	Navarro Schunke	OL	6-6	318	Fr.-HS^	Brandon, S.D. (Brandon Valley)
66	Michael Capria	OL	6-2	295	So.-SQ	Kansas City, Mo. (Liberty)
67	Logan Cox	OL	6-5	322	So.-TR^	Topeka, Kan. (Hutchinson CC)
68	Joe Vickers	OL	6-6	271	Fr.-RS	DeWitt, Iowa (Central DeWitt)
69	Taylor Poitier	OL	6-3	305	Sr.-2L	Kansas City, Kan. (Bishop Miege)
70	Gus Hawkins	OL	6-7	295	Fr.-HS^	Shawnee, Kan. (Mill Valley)
71	Easton Kilty	OL	6-6	307	Sr.-TR	Stratford, Wis. (Univ. of North Dakota)
72	Ryan Howard	OL	6-7	310	Fr.-HS^	Downingtown, Pa. (Downingtown West)
73	Kaedin Massey	OL	6-8	300	Fr.-HS^	Lyndon, Kan. (Lyndon)
74	Alex Key	OL	6-3	298	So.-SQ	Derby, Kan. (Derby)
75	# Holden Bass	DT	6-3	287	Fr.-HS^	Seneca, Kan. (Nemaha Central)
75	# Sam Hecht	OL	6-4	287	Jr.-2L	Shawnee, Kan. (Mill Valley)
76	Brock Woolf	OL	6-5	290	Fr.-RS	Brewster, Kan. (Brewster)
77	Carver Willis	OL	6-5	291	Sr.-3L	Durango, Colo. (Durango)
78	John Pastore	OL	6-6	303	So.-SQ	Erie, Colo. (Erie)
79	Devin Vass	OL	6-6	280	Fr.-RS	Bartow, Fla. (Lakeland)
80	Will Anciaux	TE	6-6	246	Fr.-RS	Wichita, Kan. (Kapaun Mt. Carmel)
81	Andrew Metzger	TE	6-5	248	Fr.-RS	Aurora, Colo. (Regis Jesuit)
82	Quenton Rice	WR	6-0	208	Jr.-TR	Las Vegas, Nev. (Brigham Young Univ.)
83	Will Swanson	TE	6-5	251	Sr.-3L^	Papillion, Neb. (La Vista South)
84	Isaac Koch	WR	6-1	198	So.-1L	Olathe, Kan. (Rockhurst)
86	Garrett Oakley	TE	6-5	239	So.-1L	Columbus, Neb. (Scotus Central Catholic)
87	Brayden Loftin	TE	6-5	237	So.-1L	Omaha, Neb. (Lewis Central [IA])
88	Erwin Nash	WR	6-3	217	So.-SQ	Olathe, Kan. (Olathe South)
89	Zayden Martinez	WR	6-4	202	Fr.-HS^	Liberal, Kan. (Liberal)
90	Donovan Riemann	DE	6-4	258	So.-1L	Enid, Okla. (Enid)
91	Jordan Allen	DE	6-4	258	Fr.-RS	Olathe, Kan. (Olathe South)
92	Truman Griffith	DE	6-2	250	Fr.-HS^	Shawnee, Kan. (Mill Valley)
93	Asher Tomaszewski	DT	6-4	290	Fr.-RS	Schererville, Ind. (Mount Carmel [IL])
94	Titus Tuiasosopo	DT	6-0	315	Jr.-1L	Manhattan, Kan. (Wamego)
95	George Traglia	DE	6-5	275	Jr.-SQ	Wichita, Kan. (Butler CC)
96	Leyton Simmering	K	6-0	173	So.-SQ	Rosemount, Minn. (Rosemount)
98	Kian Payne	DE	6-3	249	Fr.-HS^	Overland Park, Kan. (St. Thomas Aquinas)
99	Uso Seumalo	DT	6-3	333	Sr.-2L^	Maunaloa, Hawai'i (Garden City CC)

NOTE: Kansas State elected to advance players' classification even though the 2020 season did not affect eligibility. Those that wish to take advantage of the extra year will be listed as a senior again after their original eligibility would have been exhausted.

Duplicate Number | ^ Redshirt Available | Roster as of August 25, 2024

ALPHABETICAL		
NO	NAME	POS
40	Gavin Meyers	LB
41	Austin Moore	LB
50	Boone Morris	LB
38	Brendan Mott	DE
88	Erwin Nash	WR
4	Tyler Nelome	CB
23	Asa Newsom	LB
21	Bryce Noernberg	WR
86	Garrett Oakley	TE
8	Chiddi Obiazor	DE
16	Mason Olguin	LS
44	Tobi Osunsanmi	DE
57	Beau Palmer	LB
54	Hadley Panzer	OL
10	Jacob Parrish	CB
78	John Pastore	OL
98	Kian Payne	DE
19	VJ Payne	S
69	Taylor Poitier	OL
24	JB Price	RB
32	Desmond Purnell	LB
55	Kyle Rakers	OL
23	DeVon Rice	RB
82	Quenton Rice	WR
25	Zashon Rich	CB
90	Donovan Riemann	DE
6	Jordan Riley	S
5	Ta'Quan Roberson	QB
59	Gabe Roland	LB
45	Austin Romaine	LB
7	Kam Sallis	LB
49	Drew Schmelzle	DE
64	Navarro Schunke	OL
99	Uso Seumalo	DT
21	Marques Sigle	S
96	Leyton Simmering	K
37	Andrew Sonner	TE
12	Tre Spivey	WR
9	Jacques Spradley-Demps	WR
12	Nickendre Stiger	S
30	Jake Stonebraker	LB
33	Tyson Struber	LB
47	Cody Stufflebean	DE
83	Will Swanson	TE
17	Chris Tennant	K
15	Dante Thomas	S
29	Kanijal Thomas	CB
93	Asher Tomaszewski	DT
95	George Traglia	DE
94	Titus Tuiasosopo	DT
22	Blake Turner	TE
28	Rex Van Wyhe	LB
79	Devin Vass	OL
68	Joe Vickers	OL
20	Jackson Voth	WR
26	Cooper Warren	WR
31	Ben Wheeler	S
47	La'James White	RB
77	Carver Willis	OL
48	Zach Wittenberg	LB
42	Justin Wolf	TE
76	Brock Woolf	OL

PRONUNCIATIONS

PLAYERS

Will ANCIAUX	ann-SEE-OH
CalLEN Barta	CAL-in
Drake BEQUEAITH	BECK-with
Mikey BERGERON	BUR-zhr-on
Evan CANTU	can-TOO
Michael CAPRIA	cuh-PREE-ah
Jet DINEEN	duh-NEEN
Jack FABRIS	FAB-ris
Damian ILALIO	EE-lah-LEE-oh
DARELL Jones	duh-REL
Jacob KNUTH	kah-NOOTH
Isaac Koch	COOK
Andrew LEINGANG	LANE-gang
Alec MARENCO	mah-REN-coe
Tyler NELOME	NELL-um
ASA Newsom	ACE-uh
Bryce NOERNBERG	NOR-en-berg
CHIDDI OBIAZOR	CHEE-dee oh-bee-EYE-zor
Mason OLGUIN	ole-GEEN
Tobi OSUNSANMI	oh-sun-SAH-me
John PASTORE	pass-TOR-ee
Taylor POITIER	por-tee-AY (long A)
Kyle RAKERS	ROCK-ers
DEVON Rice	duh-VON
ZASHON Rich	ZAY-shawn
TA'QUAN Roberson	tay-QUAN
Austin ROMAINE	roe-MANE
Kam SALLIS	SALL-is
Andrew SCHMELZLE	SHMELLS-lee
Navarro SCHUNKE	shun-KEY
USO SEUMALO	OO-soh SAY-oh-mall-oh

MARQUES SIGLE	mar-KEECE-SEE-gull
Andrew SONNER	SAHN-er
JACQUES Spradley-Demps	juh-QWEEES
NICKENDRE STIGER	nuh-KIN-dre STYE-gur
KANIJAL Thomas	kuh-NYE-gel
Asher TOMASZEWSKI	tom-uh-ZOO-ski
George TRAGLIA	TRAW-lee-ah
Titus TUIASOSOPO	TWO-ee-AH-so-SO-po
REX VAN WYHE	VAN WHY

COACHES

Chris KLIEMAN	KLY-men
Brian LEPAK	luh-PACK
Steve STANARD	STAN-urd
Mike TUIASOSOPO	TWO-ee-AH-so-SO-po



HOW THE 2024 WILDCATS WERE BUILT

YEAR	HIGH SCHOOL SIGNEES	CC TRANSFERS	WALK-ONS	DIVISION I TRANSFERS
2019	CB Keenan Garber (Free State) OL Taylor Poitier (Bishop Miege)		LB Austin Moore (Louisburg) DE Brendan Mott (Iowa City West)	
2020	DE Cody Stufflebean (McPherson) TE Will Swanson (La Vista South) OL Carver Willis (Durango)		WR Ty Bowman (Chanute) LB Beau Palmer (Blue Valley)	
2021	RB DJ Giddens (Junction City) DT Damian Ilalio (Manhattan) CB Darell Jones (Field Kindley) OL Andrew Leingang (Century) OL Hadley Panzer (Lakin) LB Desmond Purnell (Hayden)		OL Sam Hecht (Mill Valley) S Trey Krause (Olathe West) DE Andrew Schmelzle (Sabetha) TE Andrew Sonner (Olathe East) PK Chris Tennant (Mill Valley) DT Titus Tuiasopopo (Wamego)	
2022	OL Drake Bequeaith (Grapevine) WR Sterling Lockett (Blue Valley) TE Brayden Loftin (Lewis Central) CB Colby McCalister (Clear Brook) TE Garrett Oakley (Scotus Central Catholic) DE Tobi Osunsanmi (Wichita East) CB Jacob Parrish (Olathe North) OL John Pastore (Erie) S VJ Payne (Buford) DE Donovan Rieman (Enid) LB Tyson Struber (Canton-Galva)	CB Justice James (Tyler JC) LS Mason Olguin (Dodge City CC) DT Uso Seumalo (Garden City CC) S Nickendre Stiger (Butler CC) LB Zach Wittenberg (Butler CC)	RB Evan Cantu (Maize South) OL Michael Capria (Liberty) S Jet Dineen (Free State) CB Joe Hall III (Manhattan) OL Alex Key (Derby) WR Isaac Koch (Rockhurst) LB Gavin Meyers (Hays) WR Erwin Nash (Olathe South) PK Leyton Simmering (Rosemount)	WR Jadon Jackson (Ole Miss) RB La'James White (Air Force)
2023	DE Jordan Allen (Olathe South) TE Will Anciaux (Kapaun Mt. Carmel) WR Jayce Brown (Choctawhatchee) WR Andre Davis (Blue Valley) DE Ryan Davis (Sandra Day O'Connor) S Jack Fabris (North Oconee) S Wesley Fair (Wichita Collegiate) OL Jackson Fullmer (Rocky Mountain) RB Joe Jackson (Ridge Community) QB Avery Johnson (Maize) CB Donovan McIntosh (St. Mary's) TE Andrew Metzger (Regis Jesuit) LB Asa Newsom (Waverly-Shell Rock) DE Chiddi Obiazor (Eden Prairie) LB Austin Romaine (Hillsboro) LB Kam Sallis (Kennedale) WR Tre Spivey (Hamilton) CB Kanijal Thomas (Del City) DT Asher Tomaszewski (Mount Carmel) OL Devin Vass (Lakeland)	S Daniel Cobbs (Tyler JC) LB Terry Kirksey Jr. (Hutchinson CC) DE George Traglia (Butler CC) LB Rex Van Wyhe (Iowa Central CC)	S Mikey Bergeron (Mill Valley) K/P Teagan Cobb (Rose Hill) CB Jayden Cook (Lincoln-Way East) TE Garrett Harstad (Loveland) K/P Simon McClannan (Millard South) LB Gabe Roland (Ponca City) OL Brock Woolf (Brewster)	WR Keagan Johnson (Iowa) QB Jacob Knuth (Minnesota) CB Tyler Nelome (SEMO) S Marques Sigle (North Dakota State)
2024	QB Blake Barnett (Erie) S Callen Barta (Seaman) WR Trae Davis (Troup) OL Gus Hawkins (Mill Valley) OL Ryan Howard (Downingtown West) OL Kaedin Massey (Lyndon) LB Boone Morris (Mount Vernon) RB JB Price (Blue Valley) OL Kyle Rakers (Dowling Catholic) RB DeVon Rice (Bishop Gorman) CB Zashon Rich (North Central) WR Jacques Spradley-Demps (Weiss) LB Jake Stonebraker (Douglas County)	DL Malcolm Alcorn-Crowder (Butler CC) OL Logan Cox (Hutchinson CC) LB Kaden McMahan (Tyler JC) S Dante Thomas (Southwest Mississippi CC)	DT Holden Bass (Nemaha Central) LB Will Granger (Millard North) DE Truman Griffith (Mill Valley) QB Hudson Hutcheson (Frenship) LS Andrew Johnson (Lincoln Christian School) WR Zayden Martinez (Liberal) WR Bryce Noernberg (Olathe South) DE Kian Payne (St. Thomas Aquinas) OL Navarro Schunke (Brandon Valley) TE Blake Turner (Stewartville) OL Joe Vickers (Central DeWitt) WR Jackson Voth (Cheney) WR Cooper Warren (Olathe South) S Ben Wheeler (St. James Academy)	DE Travis Bates (Austin Peay) LS Keane Bessert (Wisconsin) WR Dante Cephas (Penn State) CB Jordan Dunbar (Rice) RB Dylan Edwards (Colorado) OL Easton Kilty (North Dakota) LB Alec Marengo (New Mexico) WR Quenton Rice (BYU) S Jordan Riley (Ball State) QB Ta'Quan Roberson (UConn) TE Justin Wolf (Wagner)



OFFENSIVE CAREER STARTS

PLAYER	'20	'21	'22	'23	'24	TOT
Easton Kilty ^s	2	11	12	12	3	40
Dante Cephas ^s	3	14	8	6	1	32
Hadley Panzer	—	0	13	13	3	29
Keagan Johnson [^]	—	9	0	5	3	17
DJ Giddens	—	—	0	13	3	16
Ta'Quan Roberson [#]	0	0	1	10	0	11
Jadon Jackson [@]	1	3	0	6	0	10
Carver Willis	0	0	0	7	3	10
Jayce Brown	—	—	—	6	3	9
Dylan Edwards [*]	—	—	—	6	2	8
Taylor Poitier	2	—	1	0	3	6
Avery Johnson	—	—	—	2	3	5
Garrett Oakley	—	—	—	2	3	5
Will Swanson	—	—	0	0	4	4
Justin Wolf [^]	—	0	2	2	0	4
Sam Hecht	—	—	0	0	3	3

^s 2020-23 at North Dakota
[^] 2019-22 at Kent State; 2023 at Penn State
[^] 2021-22 at Iowa
[#] 2019-21 at Penn State; 2022-23 at Connecticut
[@] 2019-21 at Ole Miss
^{*} 2023 at Colorado
^{*} 2021-23 at Wagner

DEFENSIVE CAREER STARTS

PLAYER	'20	'21	'22	'23	'24	TOT
Austin Moore	0	1	14	13	3	31
Jordan Riley [^]	—	0	12	12	3	27
Brendan Mott	0	0	10	13	3	26
Jordan Dunbar [^]	—	9	12	—	0	21
VJ Payne	—	—	4	13	3	20
Desmond Purnell	—	—	1	13	3	17
Jacob Parrish	—	—	0	12	3	15
Marques Sigle [@]	0	0	0	12	3	15
Alec Marengo [#]	—	0	3	10	0	13
Uso Seumalo	—	—	0	10	0	10
Travis Bates [*]	—	—	—	9	0	9
Tyler Nelome ^{&}	1	0	8	0	0	9
Keenan Garber	0	0	0	5	3	8
Damian Ilalio	—	—	0	3	3	8
Austin Romaine	—	—	—	5	3	8
Dante Thomas [^]	0	0	4	—	0	4
Cody Stufflebean	—	0	0	0	3	3
Colby McCalister	—	—	—	2	0	2
Beau Palmer	0	0	0	2	0	2

^{*} 2021-23 at Ball State
[^] 2021-22 at Rice
[#] 2021-23 at New Mexico
[@] 2020-22 at North Dakota State
^{*} 2023 at Austin Peay
[&] 2020-22 at SEMO
^{*} 2020-22 at Northwestern State

CONSECUTIVE STARTS

PLAYER, POSITION	STARTS
Austin Moore, LB	30
Hadley Panzer, OL	29
Jordan Riley, S	27
Brendan Mott, DE	20
VJ Payne, S	19
DJ Giddens, RB	16
Desmond Purnell, LB	16
Jacob Parrish, CB	15
Marques Sigle, S	15

Among games played (does not include missed games due to injury)

OFFENSE

WR	10	Keagan Johnson	6-0	206	Jr.-1L	Bellevue, Neb. (Univ. of Iowa)
	0	Jadon Jackson	6-1	187	Sr.-2L	Centeron, Ark. (Univ. of Mississippi)
	or 8	Ty Bowman	6-5	220	Sr.-3L	Chanute, Kan. (Chanute)
TE	86	Garrett Oakley	6-5	239	So.-1L	Columbus, Neb. (Scotus Central Catholic)
	87	Brayden Loftin	6-5	237	So.-1L	Omaha, Neb. (Lewis Central [IA])
LT	71	Easton Kilty	6-6	307	Sr.-TR	Stratford, Wis. (Univ. of North Dakota)
	78	John Pastore	6-6	303	So.-SQ	Erie, Colo. (Erie)
LG	54	Hadley Panzer	6-4	305	Sr.-3L	Lakin, Kan. (Lakin)
	56	Andrew Leingang	6-6	306	Jr.-2L	Bismarck, N.D. (Century)
C	75	Sam Hecht	6-4	287	Jr.-2L	Shawnee, Kan. (Mill Valley)
	66	Michael Capria	6-2	295	So.-SQ	Liberty, Mo. (Liberty)
RG	69	Taylor Poitier	6-3	305	Sr.-2L	Kansas City, Kan. (Bishop Miege)
	or 56	Andrew Leingang	6-6	306	Jr.-2L	Bismarck, N.D. (Century)
	74	Alex Key	6-3	298	So.-SQ	Derby, Kan. (Derby)
RT	77	Carver Willis	6-5	291	Sr.-3L	Durango, Colo. (Durango)
	53	Drake Bequeaith	6-6	292	So.-1L	Colleyville, Texas (Grapevine)
TE	83	Will Swanson	6-5	251	Sr.-3L	Papillion, Neb. (La Vista South)
	80	Will Anciaux	6-6	246	Fr.-RS	Wichita, Kan. (Kapaun Mt. Carmel)
	81	Andrew Metzger	6-5	248	Fr.-RS	Aurora, Colo. (Regis Jesuit)
QB	2	Avery Johnson	6-2	192	So.-1L	Wichita, Kan. (Maize)
	5	Ta'Quan Roberson	6-0	201	Sr.-TR	Orange, N.J. (Univ. of Connecticut)
	or 7	Jacob Knuth	6-3	213	So.-SQ	Sioux Falls, S.D. (Univ. of Minnesota)
RB	31	DJ Giddens	6-1	212	Jr.-2L	Junction City, Kan. (Junction City)
	4	Joe Jackson	6-0	203	Fr.-RS	Haines City, Fla. (Ridge Community)
RB	3	Dylan Edwards	5-9	167	So.-TR	Derby, Kan. (Univ. of Colorado)
	or 47	LaJames White	5-7	196	Jr.-1L	Kansas City, Kan. (Air Force)
WR	1	Jayce Brown	6-0	179	So.-1L	Fort Walton Beach, Fla. (Choctawhatchee)
	6	Sterling Lockett	5-10	170	So.-SQ	Leawood, Kan. (Blue Valley)
WR	14	Dante Cephas	6-0	193	Sr.-TR	Pittsburgh, Pa. (Penn State Univ.)
	12	Tre Spivey	6-4	217	Fr.-RS	Chandler, Ariz. (Hamilton)



















DEFENSE

DE	38	Brendan Mott	6-5	244	Sr.-2L	Iowa City, Iowa (Iowa City West)
	44	Tobi Osunsanmi	6-3	248	So.-2L	Wichita, Kan. (Wichita East)
	or 52	Ryan Davis	6-4	252	Fr.-RS	Phoenix, Ariz. (Sandra Day O'Connor)
DL	56	Damian Ilalio	6-2	300	Jr.-2L	Manhattan, Kan. (Manhattan)
	99	Uso Seumalo	6-3	333	Sr.-2L	Maunaloa, Hawaii (Garden City CC)
	93	Asher Tomaszewski	6-4	290	Fr.-RS	Schererville, Ind. (Mount Carmel [IL])
DE	39	Travis Bates	6-3	265	So.-TR	Tomball, Texas (Austin Peay Univ.)
	or 8	Chiddi Obiazor	6-6	282	Fr.-RS	Eden Prairie, Minn. (Eden Prairie)
DE	47	Cody Stufflebean	6-4	257	Sr.-2L	McPherson, Kan. (McPherson)
	91	Jordan Allen	6-4	258	Fr.-RS	Olathe, Kan. (Olathe South)
SLB	32	Desmond Purnell	6-0	236	Jr.-2L	Topeka, Kan. (Hayden)
	23	Asa Newsom	6-3	228	Fr.-RS	Waverly, Iowa (Waverly-Shell Rock)
MLB	45	Austin Romaine	6-2	242	So.-1L	Hillsboro, Mo. (Hillsboro)
	57	Beau Palmer	6-2	225	Sr.-2L	Overland Park, Kan. (Blue Valley)
	26	Terry Kirksey Jr.	6-3	228	Jr.-RS	Theodore, Ala. (Hutchinson CC)
WLB	41	Austin Moore	6-1	220	Sr.-4L	Louisburg, Kan. (Louisburg)
	28	Rex Van Wyhe	6-5	239	So.-RS	Rock Rapids, Iowa (Iowa Central CC)
	48	Zach Wittenberg	6-2	225	Jr.-1L	El Dorado, Kan. (Butler CC)
CB	10	Jacob Parrish	5-10	198	Jr.-2L	Olathe, Kan. (Olathe North)
	5	Justice James	5-10	198	Sr.-1L	West Columbia, Texas (Tyler JC)
SS	19	VJ Payne	6-3	211	Jr.-2L	Gainesville, Ga. (Buford)
	2	Colby McCalister	5-10	200	So.-1L	Houston, Texas (Clear Brook)
	or 18	Wesley Fair	6-1	200	Fr.-RS	Wichita, Kan. (Wichita Collegiate)
JS	6	Jordan Riley	6-0	202	Sr.-TR	Clinton, Md. (Ball State Univ.)
	36	Jack Fabris	6-2	193	Fr.-RS	Bogart, Ga. (North Oconee)
FS	21	Marques Sigle	6-0	197	Sr.-1L	Omaha, Neb. (North Dakota State Univ.)
	12	Nickendre Stiger	5-11	187	Sr.-SQ	Wichita, Kan. (Butler CC)
	or 27	Daniel Cobbs	5-10	190	So.-RS	Fort Worth, Texas (Tyler JC)
CB	1	Keenan Garber	6-0	188	Sr.-4L	Lawrence, Kan. (Free State)
	34	Jordan Dunbar	6-0	196	Jr.-TR	Tarrytown, N.Y. (Rice Univ.)
	or 9	Donovan McIntosh	6-3	190	Fr.-RS	St. Louis, Mo. (St. Mary's)









SPECIALISTS

FG	17	Chris Tennant	6-5	226	Sr.-3L	Shawnee, Kan. (Mill Valley)
	96	Leyton Simmering	6-0	173	So.-SQ	Rosemount, Minn. (Rosemount)
HLD	35	Simon McClannan	5-11	190	Fr.-RS	Omaha, Neb. (Millard South)
	30	Teagan Cobb	6-2	215	Fr.-RS	Rose Hill, Kan. (Rose Hill)
SNP	16	Mason Olguin	6-1	226	Jr.-SQ	Edmond, Okla. (Dodgson City CC)
	46	Keane Bessert	6-0	220	Fr.-TR	Loma, Colo. (Univ. of Wisconsin)
P	35	Simon McClannan	5-11	190	Fr.-RS	Omaha, Neb. (Millard South)
	30	Teagan Cobb	6-2	215	Fr.-RS	Rose Hill, Kan. (Rose Hill)
KO	17	Chris Tennant	6-5	226	Sr.-3L	Shawnee, Kan. (Mill Valley)
	35	Simon McClannan	5-11	190	Fr.-RS	Omaha, Neb. (Millard South)
KR	3	Dylan Edwards	5-9	167	So.-TR	Derby, Kan. (Univ. of Colorado)
	or 1	Jayce Brown	6-0	179	So.-1L	Fort Walton Beach, Fla. (Choctawhatchee)
	or 10	Keagan Johnson	6-0	206	Jr.-1L	Bellevue, Neb. (Univ. of Iowa)
PR	3	Dylan Edwards	5-9	167	So.-TR	Derby, Kan. (Univ. of Colorado)
	or 6	Sterling Lockett	5-10	170	So.-SQ	Leawood, Kan. (Blue Valley)



WR		#10 Keagan Johnson 6-0, 206, Jr.-1L Bellevue, Neb. (Univ. of Iowa)	<ul style="list-style-type: none"> LAST GAME: 2 rec, 22 yds vs. Arizona (9/13/24) Has a catch in each of the first 3 games of 2024. In his 2nd year at K-State after spending the 2021 and 2022 seasons at Iowa. 	<table border="1"> <thead> <tr> <th>Year</th> <th>Rec.</th> <th>Yds.</th> <th>Avg</th> <th>TD</th> <th>LG</th> </tr> </thead> <tbody> <tr> <td>2024</td> <td>6</td> <td>79</td> <td>13.2</td> <td>0</td> <td>33</td> </tr> <tr> <td>CAR</td> <td>50</td> <td>669</td> <td>13.4</td> <td>4</td> <td>49</td> </tr> <tr> <td colspan="6">Car. Highs: Rec: 7; Yds: 92; TD: 1</td> </tr> </tbody> </table>	Year	Rec.	Yds.	Avg	TD	LG	2024	6	79	13.2	0	33	CAR	50	669	13.4	4	49	Car. Highs: Rec: 7; Yds: 92; TD: 1					
	Year	Rec.	Yds.	Avg	TD	LG																						
2024	6	79	13.2	0	33																							
CAR	50	669	13.4	4	49																							
Car. Highs: Rec: 7; Yds: 92; TD: 1																												
		#0 Jadon Jackson OR	<ul style="list-style-type: none"> JACKSON'S LAST GAME: 1 rec, 8 yds vs. Arizona (9/13/24) BOWMAN'S LAST GAME: Played vs. Arizona (9/13/24); No offensive stats JACKSON: In his 3rd season at K-State after transferring from Ole Miss. 	<table border="1"> <thead> <tr> <th>JACKSON</th> <th>Rec.</th> <th>Yds.</th> <th>Avg</th> <th>TD</th> <th>LG</th> </tr> </thead> <tbody> <tr> <td>2024</td> <td>1</td> <td>8</td> <td>8.0</td> <td>0</td> <td>8</td> </tr> <tr> <td>CAR</td> <td>37</td> <td>447</td> <td>12.1</td> <td>3</td> <td>40</td> </tr> <tr> <td colspan="6">Car. Highs: Rec: 4; Yds: 77; TD: 1</td> </tr> </tbody> </table>	JACKSON	Rec.	Yds.	Avg	TD	LG	2024	1	8	8.0	0	8	CAR	37	447	12.1	3	40	Car. Highs: Rec: 4; Yds: 77; TD: 1					
JACKSON	Rec.	Yds.	Avg	TD	LG																							
2024	1	8	8.0	0	8																							
CAR	37	447	12.1	3	40																							
Car. Highs: Rec: 4; Yds: 77; TD: 1																												
TE		#86 Garrett Oakley 6-5, 239, So.-1L Columbus, Neb. (Scotus Central Catholic)	<ul style="list-style-type: none"> LAST GAME: Started vs. Arizona (9/13/24); No stats Has played in 13 career games with 5 starts, including starts in the first 3 games of 2024. Tied for 6th nationally by freshman TEs last year with 2 receiving TDs. 	<table border="1"> <thead> <tr> <th>Year</th> <th>Rec.</th> <th>Yds.</th> <th>Avg</th> <th>TD</th> <th>LG</th> </tr> </thead> <tbody> <tr> <td>2024</td> <td>1</td> <td>10</td> <td>10.0</td> <td>0</td> <td>10</td> </tr> <tr> <td>CAR</td> <td>12</td> <td>164</td> <td>13.7</td> <td>2</td> <td>28</td> </tr> <tr> <td colspan="6">Car. Highs: Rec: 3; Yds: 46; TD: 1</td> </tr> </tbody> </table>	Year	Rec.	Yds.	Avg	TD	LG	2024	1	10	10.0	0	10	CAR	12	164	13.7	2	28	Car. Highs: Rec: 3; Yds: 46; TD: 1					
	Year	Rec.	Yds.	Avg	TD	LG																						
2024	1	10	10.0	0	10																							
CAR	12	164	13.7	2	28																							
Car. Highs: Rec: 3; Yds: 46; TD: 1																												
		#87 Brayden Loftin 6-5, 237, So.-1L Omaha, Neb. (Lewis Central [IA])	<ul style="list-style-type: none"> LAST GAME: 3 rec, 45 yds, TD vs. Arizona (9/13/24) Has 2 TD catches this year to tie for 4th nationally by TEs. Saw his first-career catch go 23 yds for a TD in the 2024 opener vs. UT Martin. 	<table border="1"> <thead> <tr> <th>Year</th> <th>Rec.</th> <th>Yds.</th> <th>Avg</th> <th>TD</th> <th>LG</th> </tr> </thead> <tbody> <tr> <td>2024</td> <td>6</td> <td>86</td> <td>14.3</td> <td>2</td> <td>23</td> </tr> <tr> <td>CAR</td> <td>6</td> <td>86</td> <td>14.3</td> <td>2</td> <td>23</td> </tr> <tr> <td colspan="6">Car. Highs: Rec: 3; Yds: 45; TD: 1</td> </tr> </tbody> </table>	Year	Rec.	Yds.	Avg	TD	LG	2024	6	86	14.3	2	23	CAR	6	86	14.3	2	23	Car. Highs: Rec: 3; Yds: 45; TD: 1					
Year	Rec.	Yds.	Avg	TD	LG																							
2024	6	86	14.3	2	23																							
CAR	6	86	14.3	2	23																							
Car. Highs: Rec: 3; Yds: 45; TD: 1																												
LT		#71 Easton Kilty 6-6, 307, Sr.-TR Stratford, Wisc. (Univ. of North Dakota)	<ul style="list-style-type: none"> Transferred to K-State after playing parts of the last 4 seasons at North Dakota and has started the first 3 games of 2024. Has logged 40 career starts. Viewed at the 5th-best available OT transfer in 2024 by 247Sports. 	<table border="1"> <thead> <tr> <th>Year</th> <th>GP/GS</th> </tr> </thead> <tbody> <tr> <td>2024</td> <td>3/3</td> </tr> <tr> <td>CAR</td> <td>40/38</td> </tr> </tbody> </table>	Year	GP/GS	2024	3/3	CAR	40/38																		
	Year	GP/GS																										
2024	3/3																											
CAR	40/38																											
		#78 John Pastore (pass-TOR-ee) 6-6, 303, So.-SQ Erie, Colo. (Erie)	<ul style="list-style-type: none"> Has played in 74 snaps over the first 3 games of 2024 as a regular member of the playing rotation. Regarded as the 35th-best OG and 4th-best overall player in the state of Colorado for the Class of 2022 by ESPN. Prepped at same high school as current Wildcat quarterback Blake Barnett. 	<table border="1"> <thead> <tr> <th>Year</th> <th>GP/GS</th> </tr> </thead> <tbody> <tr> <td>2024</td> <td>3/0</td> </tr> <tr> <td>CAR</td> <td>4/0</td> </tr> </tbody> </table>	Year	GP/GS	2024	3/0	CAR	4/0																		
Year	GP/GS																											
2024	3/0																											
CAR	4/0																											
LG		#54 Hadley Panzer 6-4, 305, Sr.-3L Lakin, Kan. (Lakin)	<ul style="list-style-type: none"> Started each of the last 29 games dating back to the 2nd game of the 2022 season. Has seen time on 1,895 offensive snaps in his career according to Pro Football Focus. Voted a team captain for the 2024 season. 	<table border="1"> <thead> <tr> <th>Year</th> <th>GP/GS</th> </tr> </thead> <tbody> <tr> <td>2024</td> <td>3/3</td> </tr> <tr> <td>CAR</td> <td>39/29</td> </tr> </tbody> </table>	Year	GP/GS	2024	3/3	CAR	39/29																		
	Year	GP/GS																										
2024	3/3																											
CAR	39/29																											
		#56 Andrew Leingang (LANE-gang) 6-6, 306, Jr.-2L Bismarck, N.D. (Century)	<ul style="list-style-type: none"> Has seen time in 17 career games, including a career-high 9 in 2022. Has taken game reps at both guard and both tackle positions, but has played exclusively at LG this season. Rated as the top prospect in the state of North Dakota for the Class of 2021 by both ESPN and 247Sports. 	<table border="1"> <thead> <tr> <th>Year</th> <th>GP/GS</th> </tr> </thead> <tbody> <tr> <td>2024</td> <td>3/0</td> </tr> <tr> <td>CAR</td> <td>17/0</td> </tr> </tbody> </table>	Year	GP/GS	2024	3/0	CAR	17/0																		
Year	GP/GS																											
2024	3/0																											
CAR	17/0																											
C		#75 Sam Hecht 6-4, 287, Jr.-2L Shawnee, Kan. (Mill Valley)	<ul style="list-style-type: none"> Has earned his first-career start in the first 3 games of 2024. Saw time in all 13 games last year on FG protection. Earned 2023 Academic All-Big 12 honors and was nominated with a perfect 4.0 GPA. 	<table border="1"> <thead> <tr> <th>Year</th> <th>GP/GS</th> </tr> </thead> <tbody> <tr> <td>2024</td> <td>3/3</td> </tr> <tr> <td>CAR</td> <td>20/3</td> </tr> </tbody> </table>	Year	GP/GS	2024	3/3	CAR	20/3																		
	Year	GP/GS																										
2024	3/3																											
CAR	20/3																											
		#66 Michael Capria (cuh-PREE-ah) 6-2, 295, So.-SQ Liberty, Mo. (Liberty)	<ul style="list-style-type: none"> Played as a reserve OL in the 2023 season opener vs. SEMO and this year vs. UT Martin and Arizona. Earned first team all-state honors as both a junior and senior. 	<table border="1"> <thead> <tr> <th>Year</th> <th>GP/GS</th> </tr> </thead> <tbody> <tr> <td>2024</td> <td>2/0</td> </tr> <tr> <td>CAR</td> <td>3/0</td> </tr> </tbody> </table>	Year	GP/GS	2024	2/0	CAR	3/0																		
Year	GP/GS																											
2024	2/0																											
CAR	3/0																											
RG		#69 Taylor Poitier (por-tee-AY [long AJ]) 6-3, 305, Sr.-2L Kansas City, Kan. (Bishop Miege)	<ul style="list-style-type: none"> Returning for his Senior Senior year after seeing action in every game last year as a regular member of the playing rotation. Played on 363 offensive snaps last season. Suffered season-ending injuries in both 2021 (fall camp) and 2022 (first game). 	<table border="1"> <thead> <tr> <th>Year</th> <th>GP/GS</th> </tr> </thead> <tbody> <tr> <td>2024</td> <td>3/3</td> </tr> <tr> <td>CAR</td> <td>21/6</td> </tr> </tbody> </table>	Year	GP/GS	2024	3/3	CAR	21/6																		
	Year	GP/GS																										
2024	3/3																											
CAR	21/6																											
		#56 Andrew Leingang (LANE-gang) 6-6, 306, Jr.-2L Bismarck, N.D. (Century)	<ul style="list-style-type: none"> Has seen time in 17 career games, including a career-high 9 in 2022. Has taken game reps at both guard and both tackle positions, but has played exclusively at LG this season. Rated as the top prospect in the state of North Dakota for the Class of 2021 by both ESPN and 247Sports. 	<table border="1"> <thead> <tr> <th>Year</th> <th>GP/GS</th> </tr> </thead> <tbody> <tr> <td>2024</td> <td>3/0</td> </tr> <tr> <td>CAR</td> <td>17/0</td> </tr> </tbody> </table>	Year	GP/GS	2024	3/0	CAR	17/0																		
Year	GP/GS																											
2024	3/0																											
CAR	17/0																											
RT		#77 Carver Willis 6-5, 291, Sr.-3L Durango, Colo. (Durango)	<ul style="list-style-type: none"> Has started 10 games over the last 2 seasons. Played in every game last year with starts in the first 7 contests as he earned All-Big 12 Honorable Mention accolades. Helped the 2023 Wildcats pick up semifinalist status for the Joe Moore Award as one of the top OL units in the country. 	<table border="1"> <thead> <tr> <th>Year</th> <th>GP/GS</th> </tr> </thead> <tbody> <tr> <td>2024</td> <td>3/3</td> </tr> <tr> <td>CAR</td> <td>27/10</td> </tr> </tbody> </table>	Year	GP/GS	2024	3/3	CAR	27/10																		
	Year	GP/GS																										
2024	3/3																											
CAR	27/10																											
		#53 Drake Bequeath (BECK-with) 6-6, 292, So.-1L Colleyville, Texas (Grapevine)	<ul style="list-style-type: none"> Played in the 2024 opener as a reserve OL and in all 3 contests on FG protection. Saw time as a reserve OL in 2023 vs. SEMO, Troy, Houston and Baylor. Earned 2023 First Team Academic All-Big 12 honors. 	<table border="1"> <thead> <tr> <th>Year</th> <th>GP/GS</th> </tr> </thead> <tbody> <tr> <td>2024</td> <td>3/0</td> </tr> <tr> <td>CAR</td> <td>7/0</td> </tr> </tbody> </table>	Year	GP/GS	2024	3/0	CAR	7/0																		
Year	GP/GS																											
2024	3/0																											
CAR	7/0																											
TE		#83 Will Swanson 6-5, 251, Sr.-3L Papillion, Neb. (La Vista South)	<ul style="list-style-type: none"> LAST GAME: 2 rec, 6 yds, TD vs. Arizona (9/13/24) Has 2 TD catches in the last 2 games as he is tied for 4th nationally among TEs in TD catches. Saw time in every game last year with 4 starts. 	<table border="1"> <thead> <tr> <th>Year</th> <th>Rec.</th> <th>Yds.</th> <th>Avg</th> <th>TD</th> <th>LG</th> </tr> </thead> <tbody> <tr> <td>2024</td> <td>4</td> <td>24</td> <td>6.0</td> <td>2</td> <td>11</td> </tr> <tr> <td>CAR</td> <td>11</td> <td>113</td> <td>10.3</td> <td>3</td> <td>21</td> </tr> <tr> <td colspan="6">Car. Highs: Rec: 2; Yds: 23; TD: 1</td> </tr> </tbody> </table>	Year	Rec.	Yds.	Avg	TD	LG	2024	4	24	6.0	2	11	CAR	11	113	10.3	3	21	Car. Highs: Rec: 2; Yds: 23; TD: 1					
	Year	Rec.	Yds.	Avg	TD	LG																						
2024	4	24	6.0	2	11																							
CAR	11	113	10.3	3	21																							
Car. Highs: Rec: 2; Yds: 23; TD: 1																												
		#80 Will Anclaus (ann-SEE-OH) 6-6, 246, Fr.-RS Wichita, Kan. (Kapaun Mt. Carmel)	<ul style="list-style-type: none"> LAST GAME: Played vs. Arizona (9/13/24); No stats Redshirted the 2023 season. Viewed as the 28th-best TE in the Class of 2023 by ESPN. 																									
QB		#2 Avery Johnson 6-2, 192, So.-1L Wichita, Kan. (Maize)	<ul style="list-style-type: none"> LAST GAME: 14-for-23, 156 yds, 2 TD; 17 rush, 110 yds vs. Arizona (9/13/24) Rushed for a career-high 110 yds vs. Arizona, the most by a K-State QB since 2020. On the watch list for the 2024 Maxwell Award. 	<table border="1"> <thead> <tr> <th>Year</th> <th>Cpl-Att</th> <th>Pct.</th> <th>Yds</th> <th>TD/INT</th> </tr> </thead> <tbody> <tr> <td>2024</td> <td>43-67</td> <td>64.2</td> <td>490</td> <td>6/1</td> </tr> <tr> <td>CAR</td> <td>80-133</td> <td>60.2</td> <td>969</td> <td>11/1</td> </tr> <tr> <td colspan="5">Car. Highs: Cpl: 14; Att: 31; Yds: 178; TD: 2; INT: 1</td> </tr> </tbody> </table>	Year	Cpl-Att	Pct.	Yds	TD/INT	2024	43-67	64.2	490	6/1	CAR	80-133	60.2	969	11/1	Car. Highs: Cpl: 14; Att: 31; Yds: 178; TD: 2; INT: 1								
	Year	Cpl-Att	Pct.	Yds	TD/INT																							
2024	43-67	64.2	490	6/1																								
CAR	80-133	60.2	969	11/1																								
Car. Highs: Cpl: 14; Att: 31; Yds: 178; TD: 2; INT: 1																												
		#5 Ta'Quan (tay-QUAN) Roberson OR	<ul style="list-style-type: none"> ROBERSON'S LAST GAME: 1-for-3, 4 yds vs. UT Martin (8/31/24) KNUTH'S LAST GAME: 1-for-1, 9 yds; 1 rush, 10 yds vs. UT Martin (8/31/24) ROBERSON: Transferred in after spending the last 2 years at UConn; Also played at Penn State. 	<table border="1"> <thead> <tr> <th>ROBERSON</th> <th>Cpl-Att</th> <th>Pct.</th> <th>Yds</th> <th>TD/INT</th> </tr> </thead> <tbody> <tr> <td>2024</td> <td>1-3</td> <td>33.3</td> <td>4</td> <td>0/0</td> </tr> <tr> <td>CAR</td> <td>210-372</td> <td>56.5</td> <td>2,174</td> <td>13/8</td> </tr> <tr> <td colspan="5">Car. Highs: Cpl: 24; Att: 40; Yds: 255; TD: 4</td> </tr> </tbody> </table>	ROBERSON	Cpl-Att	Pct.	Yds	TD/INT	2024	1-3	33.3	4	0/0	CAR	210-372	56.5	2,174	13/8	Car. Highs: Cpl: 24; Att: 40; Yds: 255; TD: 4								
ROBERSON	Cpl-Att	Pct.	Yds	TD/INT																								
2024	1-3	33.3	4	0/0																								
CAR	210-372	56.5	2,174	13/8																								
Car. Highs: Cpl: 24; Att: 40; Yds: 255; TD: 4																												
RB		#31 DJ Giddens 6-1, 212, Jr.-2L Junction City, Kan. (Junction City)	<ul style="list-style-type: none"> LAST GAME: 17 rush, 86 yds, TD vs. Arizona (9/13/24) Enters Week 4 ranked 14th nationally and 5th in the Big 12 in rushing yds. On the watch lists for the 2024 Maxwell Award and Doak Walker Award. 	<table border="1"> <thead> <tr> <th>Year</th> <th>Att</th> <th>Yds.</th> <th>Avg</th> <th>TD</th> <th>LG</th> </tr> </thead> <tbody> <tr> <td>2024</td> <td>49</td> <td>324</td> <td>6.6</td> <td>1</td> <td>51</td> </tr> <tr> <td>CAR</td> <td>361</td> <td>2,068</td> <td>5.7</td> <td>17</td> <td>51</td> </tr> <tr> <td colspan="6">Car. Highs: Att: 31; Yds: 207; TD: 4</td> </tr> </tbody> </table>	Year	Att	Yds.	Avg	TD	LG	2024	49	324	6.6	1	51	CAR	361	2,068	5.7	17	51	Car. Highs: Att: 31; Yds: 207; TD: 4					
	Year	Att	Yds.	Avg	TD	LG																						
2024	49	324	6.6	1	51																							
CAR	361	2,068	5.7	17	51																							
Car. Highs: Att: 31; Yds: 207; TD: 4																												
		#4 Joe Jackson 6-0, 203, Fr.-RS Haines City, Fla. (Ridge Community)	<ul style="list-style-type: none"> LAST GAME: Played vs. Arizona (9/13/24); No stats Saw time in 2 games in 2023 as he retained his redshirt. Rated the 14th-best all-purpose RB in the Class of 2023 by Rivals. 	<table border="1"> <thead> <tr> <th>Year</th> <th>Att.</th> <th>Yds.</th> <th>Avg</th> <th>TD</th> <th>LG</th> </tr> </thead> <tbody> <tr> <td>2024</td> <td>7</td> <td>48</td> <td>6.9</td> <td>0</td> <td>32</td> </tr> <tr> <td>CAR</td> <td>11</td> <td>49</td> <td>4.5</td> <td>0</td> <td>32</td> </tr> <tr> <td colspan="6">Car. Highs: Att: 7; Yds: 48</td> </tr> </tbody> </table>	Year	Att.	Yds.	Avg	TD	LG	2024	7	48	6.9	0	32	CAR	11	49	4.5	0	32	Car. Highs: Att: 7; Yds: 48					
Year	Att.	Yds.	Avg	TD	LG																							
2024	7	48	6.9	0	32																							
CAR	11	49	4.5	0	32																							
Car. Highs: Att: 7; Yds: 48																												
RB		#3 Dylan Edwards 5-9, 167, So.-TR Derby, Kan. (Univ. of Colorado)	<ul style="list-style-type: none"> LAST GAME: 6 rush, 41 yds; 1 rec, 3 vs. Arizona (9/13/24) Has a rush, rec and return TD this year, the first Wildcat with all 3 in the first 3 games since 2007. Had a rush and rec TD vs. UT Martin, the first Wildcat with both in a debut since at least 1988. 	<table border="1"> <thead> <tr> <th>Year</th> <th>Att.</th> <th>Yds.</th> <th>Avg</th> <th>TD</th> <th>LG</th> </tr> </thead> <tbody> <tr> <td>2024</td> <td>15</td> <td>138</td> <td>9.2</td> <td>2</td> <td>27</td> </tr> <tr> <td>CAR</td> <td>91</td> <td>459</td> <td>5.0</td> <td>3</td> <td>34</td> </tr> <tr> <td colspan="6">Car. Highs: Att: 12; Yds: 57; TD: 1</td> </tr> </tbody> </table>	Year	Att.	Yds.	Avg	TD	LG	2024	15	138	9.2	2	27	CAR	91	459	5.0	3	34	Car. Highs: Att: 12; Yds: 57; TD: 1					
	Year	Att.	Yds.	Avg	TD	LG																						
2024	15	138	9.2	2	27																							
CAR	91	459	5.0	3	34																							
Car. Highs: Att: 12; Yds: 57; TD: 1																												
		#47 La'James White 5-7, 196, Jr.-1L Kansas City, Kan. (Air Force)	<ul style="list-style-type: none"> LAST GAME: Played vs. Arizona (9/13/24); No stats Scored his first-career TD on a 12-yd rush in the 2024 opener vs. UT Martin. Transferred to K-State from the Air Force Academy prior to the 2022 season. 	<table border="1"> <thead> <tr> <th>Year</th> <th>Att.</th> <th>Yds.</th> <th>Avg</th> <th>TD</th> <th>LG</th> </tr> </thead> <tbody> <tr> <td>2024</td> <td>1</td> <td>12</td> <td>12.0</td> <td>1</td> <td>12</td> </tr> <tr> <td>CAR</td> <td>4</td> <td>26</td> <td>6.5</td> <td>1</td> <td>12</td> </tr> <tr> <td colspan="6">Car. Highs: Att: 2; Yds: 14; TD: 1</td> </tr> </tbody> </table>	Year	Att.	Yds.	Avg	TD	LG	2024	1	12	12.0	1	12	CAR	4	26	6.5	1	12	Car. Highs: Att: 2; Yds: 14; TD: 1					
Year	Att.	Yds.	Avg	TD	LG																							
2024	1	12	12.0	1	12																							
CAR	4	26	6.5	1	12																							
Car. Highs: Att: 2; Yds: 14; TD: 1																												
WR		#1 Jayce Brown 6-0, 179, So.-1L Fort Walton Beach, Fla. (Choctawhatchee)	<ul style="list-style-type: none"> LAST GAME: 3 rec, 60 yds vs. Arizona (9/13/24) Has catches in each of the last 11 games. Tied for 19th nationally among active players with 16.3 yds/catch over the last 2 years. 	<table border="1"> <thead> <tr> <th>Year</th> <th>Rec.</th> <th>Yds.</th> <th>Avg</th> <th>TD</th> <th>LG</th> </tr> </thead> <tbody> <tr> <td>2024</td> <td>9</td> <td>148</td> <td>16.4</td> <td>0</td> <td>48</td> </tr> <tr> <td>CAR</td> <td>36</td> <td>585</td> <td>16.3</td> <td>3</td> <td>48</td> </tr> <tr> <td colspan="6">Car. Highs: Rec: 5; Yds: 96; TD: 1</td> </tr> </tbody> </table>	Year	Rec.	Yds.	Avg	TD	LG	2024	9	148	16.4	0	48	CAR	36	585	16.3	3	48	Car. Highs: Rec: 5; Yds: 96; TD: 1					
	Year	Rec.	Yds.	Avg	TD	LG																						
2024	9	148	16.4	0	48																							
CAR	36	585	16.3	3	48																							
Car. Highs: Rec: 5; Yds: 96; TD: 1																												
		#6 Sterling Lockett 5-10, 170, So.-SQ Leawood, Kan. (Blue Valley)	<ul style="list-style-type: none"> LAST GAME: Played vs. Arizona (9/13/24); No stats Has seen time in each of the first 3 games of 2024. Son of Kevin, a K-State WR from 1993-96, and brother of Tyler, a K-State WR from 2011-14. 																									
WR		#14 Dante Cephas 6-0, 173, Sr.-TR Pittsburgh, Pa. (Penn State Univ.)	<ul style="list-style-type: none"> LAST GAME: 1 rec, 9 yds vs. Arizona (9/13/24) Played in 42 career games with 31 starts at Kent State (2019-22) and Penn State (2023). Played under current K-State WR coach Matthew Middleton at Kent State. 	<table border="1"> <thead> <tr> <th>Year</th> <th>Rec.</th> <th>Yds.</th> <th>Avg</th> <th>TD</th> <th>LG</th> </tr> </thead> <tbody> <tr> <td>2024</td> <td>1</td> <td>9</td> <td>9.0</td> <td>0</td> <td>9</td> </tr> <tr> <td>CAR</td> <td>168</td> <td>2,394</td> <td>14.3</td> <td>14</td> <td>80</td> </tr> <tr> <td colspan="6">Car. Highs: Rec: 13; Yds: 246; TD: 3</td> </tr> </tbody> </table>	Year	Rec.	Yds.	Avg	TD	LG	2024	1	9	9.0	0	9	CAR	168	2,394	14.3	14	80	Car. Highs: Rec: 13; Yds: 246; TD: 3					
	Year	Rec.	Yds.	Avg	TD	LG																						
2024	1	9	9.0	0	9																							
CAR	168	2,394	14.3	14	80																							
Car. Highs: Rec: 13; Yds: 246; TD: 3																												
		#12 Tre Spivey 6-4, 217, Fr.-RS Chandler, Ariz. (Hamilton)	<ul style="list-style-type: none"> LAST GAME: 1 rec, 3 yds vs. Arizona (9/13/24) Has catches in each of the first 3 games this year. Son of Junior Spivey, who was a Major Leaguer for 5 years with Arizona, Milwaukee, Washington. 	<table border="1"> <thead> <tr> <th>Year</th> <th>Rec.</th> <th>Yds.</th> <th>Avg</th> <th>TD</th> <th>LG</th> </tr> </thead> <tbody> <tr> <td>2024</td> <td>4</td> <td>38</td> <td>9.5</td> <td>0</td> <td>22</td> </tr> <tr> <td>CAR</td> <td>5</td> <td>62</td> <td>12.4</td> <td>0</td> <td>24</td> </tr> <tr> <td colspan="6">Car. Highs: Rec: 2; Yds: 26</td> </tr> </tbody> </table>	Year	Rec.	Yds.	Avg	TD	LG	2024	4	38	9.5	0	22	CAR	5	62	12.4	0	24	Car. Highs: Rec: 2; Yds: 26					
Year	Rec.	Yds.	Avg	TD	LG																							
2024	4	38	9.5	0	22																							
CAR	5	62	12.4	0	24																							
Car. Highs: Rec: 2; Yds: 26																												



DE	 #38 Brendan Mott 6-5, 244, Sr-2L Iowa City, Iowa (Iowa City West)	<ul style="list-style-type: none"> LAST GAME: Sack vs. Arizona (9/13/24) Tied for 4th in the Big 12 with 0.83 sacks per game. Started all 13 games last year en route to All-Big 12 Honorable Mention accolades. 	<table border="1"> <thead> <tr> <th>Year</th> <th>U-A-T</th> <th>TFL-Yds.</th> <th>Sk-Yds</th> <th>INT</th> <th>PD</th> <th>F/R</th> </tr> </thead> <tbody> <tr> <td>2024</td> <td>4-4-8</td> <td>3.0-14</td> <td>2.5-11</td> <td>0</td> <td>0</td> <td>0/0</td> </tr> <tr> <td>CAR</td> <td>45-22-67</td> <td>14.5-91</td> <td>9.5-67</td> <td>0</td> <td>3</td> <td>2/1</td> </tr> <tr> <td colspan="7">Car. Highs: Tackles: 8; TFL: 3.0; Sacks: 3.0; PD: 1; FF: 1; FR: 1</td> </tr> </tbody> </table>	Year	U-A-T	TFL-Yds.	Sk-Yds	INT	PD	F/R	2024	4-4-8	3.0-14	2.5-11	0	0	0/0	CAR	45-22-67	14.5-91	9.5-67	0	3	2/1	Car. Highs: Tackles: 8; TFL: 3.0; Sacks: 3.0; PD: 1; FF: 1; FR: 1						
	Year	U-A-T	TFL-Yds.	Sk-Yds	INT	PD	F/R																								
2024	4-4-8	3.0-14	2.5-11	0	0	0/0																									
CAR	45-22-67	14.5-91	9.5-67	0	3	2/1																									
Car. Highs: Tackles: 8; TFL: 3.0; Sacks: 3.0; PD: 1; FF: 1; FR: 1																															
	 #44 Tobi Osunsanmi (oh-sun-SAH-me) OR #52 Ryan Davis	<ul style="list-style-type: none"> OSUNSANMI'S LAST GAME: 2 tackles, TFL vs. Arizona (9/13/24) DAVIS' LAST GAME: Played vs. Arizona (9/13/24); No stats OSUNSANMI: Moving from LB to DE for the 2024 season. 	<table border="1"> <thead> <tr> <th>OSUNSANMI</th> <th>U-A-T</th> <th>TFL-Yds.</th> <th>Sk-Yds</th> <th>INT</th> <th>PD</th> <th>F/R</th> </tr> </thead> <tbody> <tr> <td>2024</td> <td>5-1-6</td> <td>2.5-10</td> <td>1.5-8</td> <td>0</td> <td>0</td> <td>0/0</td> </tr> <tr> <td>CAR</td> <td>14-3-17</td> <td>3.5-22</td> <td>2.5-20</td> <td>0</td> <td>0</td> <td>0/0</td> </tr> <tr> <td colspan="7">Car. Highs: Tackles: 2; TFL: 1.5; Sacks: 1.5; FF: 1</td> </tr> </tbody> </table>	OSUNSANMI	U-A-T	TFL-Yds.	Sk-Yds	INT	PD	F/R	2024	5-1-6	2.5-10	1.5-8	0	0	0/0	CAR	14-3-17	3.5-22	2.5-20	0	0	0/0	Car. Highs: Tackles: 2; TFL: 1.5; Sacks: 1.5; FF: 1						
OSUNSANMI	U-A-T	TFL-Yds.	Sk-Yds	INT	PD	F/R																									
2024	5-1-6	2.5-10	1.5-8	0	0	0/0																									
CAR	14-3-17	3.5-22	2.5-20	0	0	0/0																									
Car. Highs: Tackles: 2; TFL: 1.5; Sacks: 1.5; FF: 1																															
DL	 #56 Damian Ilalio (EE-lah-LEE-oh) 6-2, 300, Jr-2L Manhattan, Kan. (Manhattan)	<ul style="list-style-type: none"> LAST GAME: Started vs. Arizona (9/13/24); No stats Had a 14-yd sack at Tulane. Played in 11 games with 3 starts in 2023. 	<table border="1"> <thead> <tr> <th>Year</th> <th>U-A-T</th> <th>TFL-Yds.</th> <th>Sk-Yds</th> <th>INT</th> <th>PD</th> <th>F/R</th> </tr> </thead> <tbody> <tr> <td>2024</td> <td>3-2-5</td> <td>1.0-14</td> <td>1.0-14</td> <td>0</td> <td>0</td> <td>0/0</td> </tr> <tr> <td>CAR</td> <td>10-6-16</td> <td>3.0-18</td> <td>1.5-16</td> <td>0</td> <td>0</td> <td>0/0</td> </tr> <tr> <td colspan="7">Car. Highs: Tackles: 3; TFL: 1.5; Sacks: 1.0</td> </tr> </tbody> </table>	Year	U-A-T	TFL-Yds.	Sk-Yds	INT	PD	F/R	2024	3-2-5	1.0-14	1.0-14	0	0	0/0	CAR	10-6-16	3.0-18	1.5-16	0	0	0/0	Car. Highs: Tackles: 3; TFL: 1.5; Sacks: 1.0						
	Year	U-A-T	TFL-Yds.	Sk-Yds	INT	PD	F/R																								
2024	3-2-5	1.0-14	1.0-14	0	0	0/0																									
CAR	10-6-16	3.0-18	1.5-16	0	0	0/0																									
Car. Highs: Tackles: 3; TFL: 1.5; Sacks: 1.0																															
	 #99 Uso Seumalo (OO-soh SAY-oh-mall-oh) 6-3, 333, Sr-2L Maunaloa, Hawai'i (Garden City CC)	<ul style="list-style-type: none"> LAST GAME: Played vs. Arizona (9/13/24); No stats A 10-game starter a year ago who earned All-Big 12 Honorable Mention accolades. Rated the 2nd-best community college DT in the Class of 2022 by ESPN. 	<table border="1"> <thead> <tr> <th>Year</th> <th>U-A-T</th> <th>TFL-Yds.</th> <th>Sk-Yds</th> <th>INT</th> <th>PD</th> <th>F/R</th> </tr> </thead> <tbody> <tr> <td>2024</td> <td>0-2-2</td> <td>1.0-3</td> <td>0.0-0</td> <td>0</td> <td>0</td> <td>0/0</td> </tr> <tr> <td>CAR</td> <td>12-13-25</td> <td>4.5-11</td> <td>1.5-5</td> <td>0</td> <td>3</td> <td>0/1</td> </tr> <tr> <td colspan="7">Car. Highs: Tackles: 4; TFL: 1.0; Sacks: 1.0; PD: 2; FR: 1</td> </tr> </tbody> </table>	Year	U-A-T	TFL-Yds.	Sk-Yds	INT	PD	F/R	2024	0-2-2	1.0-3	0.0-0	0	0	0/0	CAR	12-13-25	4.5-11	1.5-5	0	3	0/1	Car. Highs: Tackles: 4; TFL: 1.0; Sacks: 1.0; PD: 2; FR: 1						
Year	U-A-T	TFL-Yds.	Sk-Yds	INT	PD	F/R																									
2024	0-2-2	1.0-3	0.0-0	0	0	0/0																									
CAR	12-13-25	4.5-11	1.5-5	0	3	0/1																									
Car. Highs: Tackles: 4; TFL: 1.0; Sacks: 1.0; PD: 2; FR: 1																															
DE	 #39 Travis Bates 6-3, 265, So.-TR Tomball, Texas (Austin Peay Univ.)	<ul style="list-style-type: none"> LAST GAME: Played vs. Arizona (9/13/24); No stats Earned 2023 FCS Freshman All-America honors from Phil Steele. Blocked an XP last year vs. Eastern Kentucky. 	<table border="1"> <thead> <tr> <th>Year</th> <th>U-A-T</th> <th>TFL-Yds.</th> <th>Sk-Yds</th> <th>INT</th> <th>PD</th> <th>F/R</th> </tr> </thead> <tbody> <tr> <td>2024</td> <td>1-0-1</td> <td>1.0-12</td> <td>1.0-12</td> <td>0</td> <td>0</td> <td>1/0</td> </tr> <tr> <td>CAR</td> <td>12-21-33</td> <td>6.5-33</td> <td>4.0-25</td> <td>0</td> <td>2</td> <td>1/0</td> </tr> <tr> <td colspan="7">Car. Highs: Tackles: 6; TFL: 2.0; Sacks: 1.0; FF: 1; 2023 at APSU</td> </tr> </tbody> </table>	Year	U-A-T	TFL-Yds.	Sk-Yds	INT	PD	F/R	2024	1-0-1	1.0-12	1.0-12	0	0	1/0	CAR	12-21-33	6.5-33	4.0-25	0	2	1/0	Car. Highs: Tackles: 6; TFL: 2.0; Sacks: 1.0; FF: 1; 2023 at APSU						
	Year	U-A-T	TFL-Yds.	Sk-Yds	INT	PD	F/R																								
2024	1-0-1	1.0-12	1.0-12	0	0	1/0																									
CAR	12-21-33	6.5-33	4.0-25	0	2	1/0																									
Car. Highs: Tackles: 6; TFL: 2.0; Sacks: 1.0; FF: 1; 2023 at APSU																															
	 #8 Chiddi Obiazor (CHEE-dee oh-bee-EYE-zor) 6-6, 282, Fr.-RS Eden Prairie, Minn. (Eden Prairie)	<ul style="list-style-type: none"> LAST GAME: Played vs. Arizona (9/13/24); No stats Played in 3 games last year as he retained his redshirt. Older brother, Namdi, is a linebacker at TCU 	<table border="1"> <thead> <tr> <th>Year</th> <th>U-A-T</th> <th>TFL-Yds.</th> <th>Sk-Yds</th> <th>INT</th> <th>PD</th> <th>F/R</th> </tr> </thead> <tbody> <tr> <td>2024</td> <td>1-0-1</td> <td>1.0-1</td> <td>0.0-0</td> <td>0</td> <td>0</td> <td>0/0</td> </tr> <tr> <td>CAR</td> <td>2-1-3</td> <td>1.5-2</td> <td>0.5-1</td> <td>0</td> <td>0</td> <td>0/0</td> </tr> <tr> <td colspan="7">Car. Highs: Tackles: 1; TFL: 1.0; Sacks: 0.5</td> </tr> </tbody> </table>	Year	U-A-T	TFL-Yds.	Sk-Yds	INT	PD	F/R	2024	1-0-1	1.0-1	0.0-0	0	0	0/0	CAR	2-1-3	1.5-2	0.5-1	0	0	0/0	Car. Highs: Tackles: 1; TFL: 1.0; Sacks: 0.5						
Year	U-A-T	TFL-Yds.	Sk-Yds	INT	PD	F/R																									
2024	1-0-1	1.0-1	0.0-0	0	0	0/0																									
CAR	2-1-3	1.5-2	0.5-1	0	0	0/0																									
Car. Highs: Tackles: 1; TFL: 1.0; Sacks: 0.5																															
DE	 #47 Cody Stufflebean 6-4, 257, Sr-2L McPherson, Kan. (McPherson)	<ul style="list-style-type: none"> LAST GAME: Started vs. Arizona (9/13/24); No stats Has played in each of the last 30 games but has earned his first 3 career starts this year. Set career highs in tackles (4) and sacks (2) last year vs. Baylor. 	<table border="1"> <thead> <tr> <th>Year</th> <th>U-A-T</th> <th>TFL-Yds.</th> <th>Sk-Yds</th> <th>INT</th> <th>PD</th> <th>F/R</th> </tr> </thead> <tbody> <tr> <td>2024</td> <td>1-1-2</td> <td>1.0-2</td> <td>0.0-0</td> <td>0</td> <td>0</td> <td>0/0</td> </tr> <tr> <td>CAR</td> <td>18-10-28</td> <td>3.5-16</td> <td>2.0-13</td> <td>0</td> <td>0</td> <td>2/0</td> </tr> <tr> <td colspan="7">Car. Highs: Tackles: 4; TFL: 2.0; Sacks: 2.0; FF: 1</td> </tr> </tbody> </table>	Year	U-A-T	TFL-Yds.	Sk-Yds	INT	PD	F/R	2024	1-1-2	1.0-2	0.0-0	0	0	0/0	CAR	18-10-28	3.5-16	2.0-13	0	0	2/0	Car. Highs: Tackles: 4; TFL: 2.0; Sacks: 2.0; FF: 1						
	Year	U-A-T	TFL-Yds.	Sk-Yds	INT	PD	F/R																								
2024	1-1-2	1.0-2	0.0-0	0	0	0/0																									
CAR	18-10-28	3.5-16	2.0-13	0	0	2/0																									
Car. Highs: Tackles: 4; TFL: 2.0; Sacks: 2.0; FF: 1																															
	 #91 Jordan Allen 6-4, 258, Fr.-RS Olathe, Kan. (Olathe South)	<ul style="list-style-type: none"> LAST GAME: Played vs. Arizona (9/13/24); No stats Redshirted the 2023 season. Rated the 31st-best weakside DE in the Class of 2023 by On3 and Rivals. 	<table border="1"> <thead> <tr> <th>Year</th> <th>U-A-T</th> <th>TFL-Yds.</th> <th>Sk-Yds</th> <th>INT</th> <th>PD</th> <th>F/R</th> </tr> </thead> <tbody> <tr> <td>2024</td> <td>0-1-1</td> <td>0.0-0</td> <td>0.0-0</td> <td>0</td> <td>0</td> <td>0/0</td> </tr> <tr> <td>CAR</td> <td>0-1-1</td> <td>0.0-0</td> <td>0.0-0</td> <td>0</td> <td>0</td> <td>0/0</td> </tr> <tr> <td colspan="7">Car. Highs: Tackles: 1</td> </tr> </tbody> </table>	Year	U-A-T	TFL-Yds.	Sk-Yds	INT	PD	F/R	2024	0-1-1	0.0-0	0.0-0	0	0	0/0	CAR	0-1-1	0.0-0	0.0-0	0	0	0/0	Car. Highs: Tackles: 1						
Year	U-A-T	TFL-Yds.	Sk-Yds	INT	PD	F/R																									
2024	0-1-1	0.0-0	0.0-0	0	0	0/0																									
CAR	0-1-1	0.0-0	0.0-0	0	0	0/0																									
Car. Highs: Tackles: 1																															
SLB	 #32 Desmond Purnell 6-0, 236, Jr-2L Topeka, Kan. (Hayden)	<ul style="list-style-type: none"> LAST GAME: 3 tackles, TFL vs. Arizona (9/13/24) Set a career high with 1.5 TFLs in 2024 opener vs. UT Martin Started all 13 games last year as he earned All-Big 12 Honorable Mention accolades. 	<table border="1"> <thead> <tr> <th>Year</th> <th>U-A-T</th> <th>TFL-Yds.</th> <th>Sk-Yds</th> <th>INT</th> <th>PD</th> <th>F/R</th> </tr> </thead> <tbody> <tr> <td>2024</td> <td>9-2-11</td> <td>2.5-4</td> <td>0.0-0</td> <td>0</td> <td>0</td> <td>0/0</td> </tr> <tr> <td>CAR</td> <td>52-31-83</td> <td>8.0-16</td> <td>0.5-4</td> <td>1</td> <td>5</td> <td>3/3</td> </tr> <tr> <td colspan="7">Car. Highs: Tackles: 7; TFL: 1.5; Sacks: 0.5; INT: 1; PD: 2; FF: 1; FR: 1</td> </tr> </tbody> </table>	Year	U-A-T	TFL-Yds.	Sk-Yds	INT	PD	F/R	2024	9-2-11	2.5-4	0.0-0	0	0	0/0	CAR	52-31-83	8.0-16	0.5-4	1	5	3/3	Car. Highs: Tackles: 7; TFL: 1.5; Sacks: 0.5; INT: 1; PD: 2; FF: 1; FR: 1						
	Year	U-A-T	TFL-Yds.	Sk-Yds	INT	PD	F/R																								
2024	9-2-11	2.5-4	0.0-0	0	0	0/0																									
CAR	52-31-83	8.0-16	0.5-4	1	5	3/3																									
Car. Highs: Tackles: 7; TFL: 1.5; Sacks: 0.5; INT: 1; PD: 2; FF: 1; FR: 1																															
	 #23 Asa Newsom 6-3, 228, Fr.-RS Waverly, Iowa (Waverly-Shell Rock)	<ul style="list-style-type: none"> LAST GAME: Played vs. Arizona (9/13/24); No stats Has played in each of the last 2 games with a career-high tying 20 defensive snaps vs. Arizona. Played in each of the first 4 games last year before suffering a season-ending injury. 	<table border="1"> <thead> <tr> <th>Year</th> <th>U-A-T</th> <th>TFL-Yds.</th> <th>Sk-Yds</th> <th>INT</th> <th>PD</th> <th>F/R</th> </tr> </thead> <tbody> <tr> <td>2024</td> <td>0-0-0</td> <td>0.0-0</td> <td>0.0-0</td> <td>0</td> <td>0</td> <td>0/0</td> </tr> <tr> <td>CAR</td> <td>4-1-5</td> <td>0.5-0</td> <td>0.0-0</td> <td>0</td> <td>0</td> <td>0/0</td> </tr> <tr> <td colspan="7">Car. Highs: Tackles: 4; TFL: 0.5</td> </tr> </tbody> </table>	Year	U-A-T	TFL-Yds.	Sk-Yds	INT	PD	F/R	2024	0-0-0	0.0-0	0.0-0	0	0	0/0	CAR	4-1-5	0.5-0	0.0-0	0	0	0/0	Car. Highs: Tackles: 4; TFL: 0.5						
Year	U-A-T	TFL-Yds.	Sk-Yds	INT	PD	F/R																									
2024	0-0-0	0.0-0	0.0-0	0	0	0/0																									
CAR	4-1-5	0.5-0	0.0-0	0	0	0/0																									
Car. Highs: Tackles: 4; TFL: 0.5																															
MLB	 #45 Austin Romaine (roe-MANE) 6-2, 242, So.-1L Hillsboro, Mo. (Hillsboro)	<ul style="list-style-type: none"> LAST GAME: 7 tackles, TFL vs. Arizona (9/13/24) Leads the team with 18 tackles and tied for 8th in the Big 12 with 0.67 sacks per game. Had 2.0 sacks at Tulane, including one that forced a fumble that was returned for a TD. 	<table border="1"> <thead> <tr> <th>Year</th> <th>U-A-T</th> <th>TFL-Yds.</th> <th>Sk-Yds</th> <th>INT</th> <th>PD</th> <th>F/R</th> </tr> </thead> <tbody> <tr> <td>2024</td> <td>14-4-18</td> <td>3.0-21</td> <td>2.0-18</td> <td>0</td> <td>0</td> <td>1/0</td> </tr> <tr> <td>CAR</td> <td>29-11-40</td> <td>6.0-26</td> <td>3.0-21</td> <td>0</td> <td>0</td> <td>1/0</td> </tr> <tr> <td colspan="7">Car. Highs: Tackles: 8; TFL: 2.0; Sacks: 2.0; FF: 1</td> </tr> </tbody> </table>	Year	U-A-T	TFL-Yds.	Sk-Yds	INT	PD	F/R	2024	14-4-18	3.0-21	2.0-18	0	0	1/0	CAR	29-11-40	6.0-26	3.0-21	0	0	1/0	Car. Highs: Tackles: 8; TFL: 2.0; Sacks: 2.0; FF: 1						
	Year	U-A-T	TFL-Yds.	Sk-Yds	INT	PD	F/R																								
2024	14-4-18	3.0-21	2.0-18	0	0	1/0																									
CAR	29-11-40	6.0-26	3.0-21	0	0	1/0																									
Car. Highs: Tackles: 8; TFL: 2.0; Sacks: 2.0; FF: 1																															
	 #57 Beau Palmer 6-2, 225, Sr-2L Overland Park, Kan. (Blue Valley)	<ul style="list-style-type: none"> LAST GAME: 1 tackle vs. Arizona (9/13/24) Started each of the final 2 games last season and has played in all 3 games this year. Tied for team-high honors with five tackles on kickoff coverage a year ago. 	<table border="1"> <thead> <tr> <th>Year</th> <th>U-A-T</th> <th>TFL-Yds.</th> <th>Sk-Yds</th> <th>INT</th> <th>PD</th> <th>F/R</th> </tr> </thead> <tbody> <tr> <td>2024</td> <td>2-0-2</td> <td>1.0-2</td> <td>0.0-0</td> <td>0</td> <td>0</td> <td>0/0</td> </tr> <tr> <td>CAR</td> <td>22-9-31</td> <td>4.5-14</td> <td>1.0-7</td> <td>0</td> <td>1</td> <td>0/0</td> </tr> <tr> <td colspan="7">Car. Highs: Tackles: 4; TFL: 1.0; Sacks: 1.0; PD: 1</td> </tr> </tbody> </table>	Year	U-A-T	TFL-Yds.	Sk-Yds	INT	PD	F/R	2024	2-0-2	1.0-2	0.0-0	0	0	0/0	CAR	22-9-31	4.5-14	1.0-7	0	1	0/0	Car. Highs: Tackles: 4; TFL: 1.0; Sacks: 1.0; PD: 1						
Year	U-A-T	TFL-Yds.	Sk-Yds	INT	PD	F/R																									
2024	2-0-2	1.0-2	0.0-0	0	0	0/0																									
CAR	22-9-31	4.5-14	1.0-7	0	1	0/0																									
Car. Highs: Tackles: 4; TFL: 1.0; Sacks: 1.0; PD: 1																															
WLB	 #41 Austin Moore 6-1, 220, Sr.-4L Louisburg, Kan. (Louisburg)	<ul style="list-style-type: none"> LAST GAME: 4 tackles, PD vs. Arizona (9/13/24) On the watch list for the 2024 Bednarik Award. A two-time All-Big 12 honoree who earned second-team accolades last season. 	<table border="1"> <thead> <tr> <th>Year</th> <th>U-A-T</th> <th>TFL-Yds.</th> <th>Sk-Yds</th> <th>INT</th> <th>PD</th> <th>F/R</th> </tr> </thead> <tbody> <tr> <td>2024</td> <td>8-3-11</td> <td>2.5-5</td> <td>1.0-2</td> <td>0</td> <td>1</td> <td>0/0</td> </tr> <tr> <td>CAR</td> <td>120-63-183</td> <td>28.0-70</td> <td>4.0-18</td> <td>1</td> <td>6</td> <td>2/2</td> </tr> <tr> <td colspan="7">Car. Highs: Tackles: 9; TFL: 3.0; Sacks: 1.0; INT: 1; PD: 2; FF: 1; FR: 1</td> </tr> </tbody> </table>	Year	U-A-T	TFL-Yds.	Sk-Yds	INT	PD	F/R	2024	8-3-11	2.5-5	1.0-2	0	1	0/0	CAR	120-63-183	28.0-70	4.0-18	1	6	2/2	Car. Highs: Tackles: 9; TFL: 3.0; Sacks: 1.0; INT: 1; PD: 2; FF: 1; FR: 1						
	Year	U-A-T	TFL-Yds.	Sk-Yds	INT	PD	F/R																								
2024	8-3-11	2.5-5	1.0-2	0	1	0/0																									
CAR	120-63-183	28.0-70	4.0-18	1	6	2/2																									
Car. Highs: Tackles: 9; TFL: 3.0; Sacks: 1.0; INT: 1; PD: 2; FF: 1; FR: 1																															
	 #28 Rex Van Wyhe 6-5, 239, So.-RS Rock Rapids, Iowa (Iowa Central CC)	<ul style="list-style-type: none"> LAST GAME: 4 tackles vs. Arizona (9/13/24) Played in 4 games last year as he retained his redshirt before playing in all 3 games this year. Rated the 11th-best overall CC prospect in the Class of 2023 by Rivals, No. 2 among CC LB by ESPN. 	<table border="1"> <thead> <tr> <th>Year</th> <th>U-A-T</th> <th>TFL-Yds.</th> <th>Sk-Yds</th> <th>INT</th> <th>PD</th> <th>F/R</th> </tr> </thead> <tbody> <tr> <td>2024</td> <td>7-3-10</td> <td>1.5-3</td> <td>0.0-0</td> <td>0</td> <td>0</td> <td>0/0</td> </tr> <tr> <td>CAR</td> <td>10-4-14</td> <td>2.5-4</td> <td>0.0-0</td> <td>0</td> <td>1</td> <td>0/0</td> </tr> <tr> <td colspan="7">Car. Highs: Tackles: 4; TFL: 1.0; PD: 1</td> </tr> </tbody> </table>	Year	U-A-T	TFL-Yds.	Sk-Yds	INT	PD	F/R	2024	7-3-10	1.5-3	0.0-0	0	0	0/0	CAR	10-4-14	2.5-4	0.0-0	0	1	0/0	Car. Highs: Tackles: 4; TFL: 1.0; PD: 1						
Year	U-A-T	TFL-Yds.	Sk-Yds	INT	PD	F/R																									
2024	7-3-10	1.5-3	0.0-0	0	0	0/0																									
CAR	10-4-14	2.5-4	0.0-0	0	1	0/0																									
Car. Highs: Tackles: 4; TFL: 1.0; PD: 1																															
CB	 #10 Jacob Parrish 5-10, 198, Jr-2L Olathe, Kan. (Olathe North)	<ul style="list-style-type: none"> LAST GAME: 8 tackles vs. Arizona (9/13/24) Started all 12 games played last year as he earned All-Big 12 Honorable Mention accolades. Tied for 4th in the Big 12 and 19th nationally in INTs last season. 	<table border="1"> <thead> <tr> <th>Year</th> <th>U-A-T</th> <th>TFL-Yds.</th> <th>Sk-Yds</th> <th>INT</th> <th>PD</th> <th>F/R</th> </tr> </thead> <tbody> <tr> <td>2024</td> <td>15-2-17</td> <td>1.0-3</td> <td>0.0-0</td> <td>0</td> <td>0</td> <td>0/0</td> </tr> <tr> <td>CAR</td> <td>63-12-75</td> <td>3.0-6</td> <td>0.5-1</td> <td>4</td> <td>16</td> <td>0/1</td> </tr> <tr> <td colspan="7">Car. Highs: Tackles: 8; TFL: 1.0; Sacks: 0.5; INT: 2; PD: 3; FR: 1</td> </tr> </tbody> </table>	Year	U-A-T	TFL-Yds.	Sk-Yds	INT	PD	F/R	2024	15-2-17	1.0-3	0.0-0	0	0	0/0	CAR	63-12-75	3.0-6	0.5-1	4	16	0/1	Car. Highs: Tackles: 8; TFL: 1.0; Sacks: 0.5; INT: 2; PD: 3; FR: 1						
	Year	U-A-T	TFL-Yds.	Sk-Yds	INT	PD	F/R																								
2024	15-2-17	1.0-3	0.0-0	0	0	0/0																									
CAR	63-12-75	3.0-6	0.5-1	4	16	0/1																									
Car. Highs: Tackles: 8; TFL: 1.0; Sacks: 0.5; INT: 2; PD: 3; FR: 1																															
	 #5 Justice James 5-10, 198, Sr.-1L West Columbia, Texas (Tyler JC)	<ul style="list-style-type: none"> LAST GAME: 1 tackle vs. Arizona (9/13/24) Played in 11 games last year and all 3 games this year as both a reserve CB and on special teams. Had 3 special teams tackles in 2023. 	<table border="1"> <thead> <tr> <th>Year</th> <th>U-A-T</th> <th>TFL-Yds.</th> <th>Sk-Yds</th> <th>INT</th> <th>PD</th> <th>F/R</th> </tr> </thead> <tbody> <tr> <td>2024</td> <td>4-1-5</td> <td>0.0-0</td> <td>0.0-0</td> <td>0</td> <td>0</td> <td>0/0</td> </tr> <tr> <td>CAR</td> <td>11-3-14</td> <td>1.0-2</td> <td>0.0-0</td> <td>0</td> <td>1</td> <td>0/0</td> </tr> <tr> <td colspan="7">Car. Highs: Tackles: 3; TFL: 1.0; PD: 1</td> </tr> </tbody> </table>	Year	U-A-T	TFL-Yds.	Sk-Yds	INT	PD	F/R	2024	4-1-5	0.0-0	0.0-0	0	0	0/0	CAR	11-3-14	1.0-2	0.0-0	0	1	0/0	Car. Highs: Tackles: 3; TFL: 1.0; PD: 1						
Year	U-A-T	TFL-Yds.	Sk-Yds	INT	PD	F/R																									
2024	4-1-5	0.0-0	0.0-0	0	0	0/0																									
CAR	11-3-14	1.0-2	0.0-0	0	1	0/0																									
Car. Highs: Tackles: 3; TFL: 1.0; PD: 1																															
SS	 #19 VJ Payne 6-3, 211, Jr-2L Gainesville, Ga. (Buford)	<ul style="list-style-type: none"> LAST GAME: 1 tackle vs. Arizona (9/13/24) Tallied the game-sealing INT at Tulane in the end zone with 5 seconds remaining. Has started each of the last 19 games dating back to 2022. 	<table border="1"> <thead> <tr> <th>Year</th> <th>U-A-T</th> <th>TFL-Yds.</th> <th>Sk-Yds</th> <th>INT</th> <th>PD</th> <th>F/R</th> </tr> </thead> <tbody> <tr> <td>2024</td> <td>9-3-12</td> <td>1.0-1</td> <td>0.0-0</td> <td>1</td> <td>1</td> <td>1/0</td> </tr> <tr> <td>CAR</td> <td>71-25-96</td> <td>5.0-11</td> <td>1.0-4</td> <td>2</td> <td>5</td> <td>1/1</td> </tr> <tr> <td colspan="7">Car. Highs: INTs: 10; TFL: 1.0; Sacks: 1.0; INT: 1; PD: 1; FF: 1; FR: 1</td> </tr> </tbody> </table>	Year	U-A-T	TFL-Yds.	Sk-Yds	INT	PD	F/R	2024	9-3-12	1.0-1	0.0-0	1	1	1/0	CAR	71-25-96	5.0-11	1.0-4	2	5	1/1	Car. Highs: INTs: 10; TFL: 1.0; Sacks: 1.0; INT: 1; PD: 1; FF: 1; FR: 1						
	Year	U-A-T	TFL-Yds.	Sk-Yds	INT	PD	F/R																								
2024	9-3-12	1.0-1	0.0-0	1	1	1/0																									
CAR	71-25-96	5.0-11	1.0-4	2	5	1/1																									
Car. Highs: INTs: 10; TFL: 1.0; Sacks: 1.0; INT: 1; PD: 1; FF: 1; FR: 1																															
	 OR #2 Colby McCalister OR #18 Wesley Fair	<ul style="list-style-type: none"> MCCALISTER'S LAST GAME: PD vs. Arizona (9/13/24) FAIR'S LAST GAME: Played vs. Arizona (9/13/24); No stats MCCALISTER: Played in all 13 games last year with a pair of starts. 	<table border="1"> <thead> <tr> <th>MCCALISTER</th> <th>U-A-T</th> <th>TFL-Yds.</th> <th>Sk-Yds</th> <th>INT</th> <th>PD</th> <th>F/R</th> </tr> </thead> <tbody> <tr> <td>2024</td> <td>2-2-4</td> <td>0.0-0</td> <td>0.0-0</td> <td>0</td> <td>1</td> <td>0/0</td> </tr> <tr> <td>CAR</td> <td>25-6-31</td> <td>1.5-22</td> <td>1.0-11</td> <td>0</td> <td>2</td> <td>1/0</td> </tr> <tr> <td colspan="7">Car. Highs: Tackles: 6; TFL: 1.0; Sacks: 1.0; PD: 1; FF: 1</td> </tr> </tbody> </table>	MCCALISTER	U-A-T	TFL-Yds.	Sk-Yds	INT	PD	F/R	2024	2-2-4	0.0-0	0.0-0	0	1	0/0	CAR	25-6-31	1.5-22	1.0-11	0	2	1/0	Car. Highs: Tackles: 6; TFL: 1.0; Sacks: 1.0; PD: 1; FF: 1						
MCCALISTER	U-A-T	TFL-Yds.	Sk-Yds	INT	PD	F/R																									
2024	2-2-4	0.0-0	0.0-0	0	1	0/0																									
CAR	25-6-31	1.5-22	1.0-11	0	2	1/0																									
Car. Highs: Tackles: 6; TFL: 1.0; Sacks: 1.0; PD: 1; FF: 1																															
JS	 #6 Jordan Riley 6-0, 202, Sr.-TR Clinton, Md. (Ball State Univ.)	<ul style="list-style-type: none"> LAST GAME: 1 tackle, PD vs. Arizona (9/13/24) Played in 37 games with 24 starts over the last 3 seasons at Ball State. Earned All-MAC honors in 2022. 	<table border="1"> <thead> <tr> <th>Year</th> <th>U-A-T</th> <th>TFL-Yds.</th> <th>Sk-Yds</th> <th>INT</th> <th>PD</th> <th>F/R</th> </tr> </thead> <tbody> <tr> <td>2024</td> <td>12-0-12</td> <td>1.0-2</td> <td>0.0-0</td> <td>0</td> <td>2</td> <td>0/0</td> </tr> <tr> <td>CAR</td> <td>119-60-179</td> <td>7.0-19</td> <td>1.0-1</td> <td>0</td> <td>22</td> <td>1/1</td> </tr> <tr> <td colspan="7">Car. Highs: Tackles: 14; TFL: 2.0; Sacks: 1.0; PD: 4; FF: 1; FR: 1</td> </tr> </tbody> </table>	Year	U-A-T	TFL-Yds.	Sk-Yds	INT	PD	F/R	2024	12-0-12	1.0-2	0.0-0	0	2	0/0	CAR	119-60-179	7.0-19	1.0-1	0	22	1/1	Car. Highs: Tackles: 14; TFL: 2.0; Sacks: 1.0; PD: 4; FF: 1; FR: 1						
	Year	U-A-T	TFL-Yds.	Sk-Yds	INT	PD	F/R																								
2024	12-0-12	1.0-2	0.0-0	0	2	0/0																									
CAR	119-60-179	7.0-19	1.0-1	0	22	1/1																									
Car. Highs: Tackles: 14; TFL: 2.0; Sacks: 1.0; PD: 4; FF: 1; FR: 1																															
	 #36 Jack Fabris (FAB-ris) 6-2, 193, Fr.-RS Bogart, Ga. (North Oconee)	<ul style="list-style-type: none"> LAST GAME: 1 tackle vs. Arizona (9/13/24) Returned a fumble 60 yds for the game-winning TD at Tulane. Son of Jon Fabris, who coached collegiately for 37 years, including 2 stints at K-State. 	<table border="1"> <thead> <tr> <th>Year</th> <th>U-A-T</th> <th>TFL-Yds.</th> <th>Sk-Yds</th> <th>INT</th> <th>PD</th> <th>F/R</th> </tr> </thead> <tbody> <tr> <td>2024</td> <td>5-0-5</td> <td>0.0-0</td> <td>0.0-0</td> <td>0</td> <td>0</td> <td>0/1</td> </tr> <tr> <td>CAR</td> <td>8-1-9</td> <td>0.0-0</td> <td>0.0-0</td> <td>0</td> <td>0</td> <td>0/0</td> </tr> <tr> <td colspan="7">Car. Highs: Tackles: 3; FR: 1</td> </tr> </tbody> </table>	Year	U-A-T	TFL-Yds.	Sk-Yds	INT	PD	F/R	2024	5-0-5	0.0-0	0.0-0	0	0	0/1	CAR	8-1-9	0.0-0	0.0-0	0	0	0/0	Car. Highs: Tackles: 3; FR: 1						
Year	U-A-T	TFL-Yds.	Sk-Yds	INT	PD	F/R																									
2024	5-0-5	0.0-0	0.0-0	0	0	0/1																									
CAR	8-1-9	0.0-0	0.0-0	0	0	0/0																									
Car. Highs: Tackles: 3; FR: 1																															
FS	 #21 Marques Sigle (mar-KEECE SEE-guil) 6-0, 197, Sr.-1L Omaha, Neb. (North Dakota St. Univ.)	<ul style="list-style-type: none"> LAST GAME: 3 tackles vs. Arizona (9/13/24) Tied for team-high honors with 63 tackles last year as he earned All-Big 12 honors. Came to K-State prior to 2023 after spending parts of 3 seasons at North Dakota State. 	<table border="1"> <thead> <tr> <th>Year</th> <th>U-A-T</th> <th>TFL-Yds.</th> <th>Sk-Yds</th> <th>INT</th> <th>PD</th> <th>F/R</th> </tr> </thead> <tbody> <tr> <td>2024</td> <td>9-0-9</td> <td>1.0-4</td> <td>0.0-0</td> <td>0</td> <td>0</td> <td>0/0</td> </tr> <tr> <td>CAR</td> <td>86-37-123</td> <td>5.0-23</td> <td>1.0-8</td> <td>4</td> <td>20</td> <td>2/0</td> </tr> <tr> <td colspan="7">Car. Highs: Tackles: 8; TFL: 1.0; Sacks: 1.0; INT: 1; PD: 2; FF: 1</td> </tr> </tbody> </table>	Year	U-A-T	TFL-Yds.	Sk-Yds	INT	PD	F/R	2024	9-0-9	1.0-4	0.0-0	0	0	0/0	CAR	86-37-123	5.0-23	1.0-8	4	20	2/0	Car. Highs: Tackles: 8; TFL: 1.0; Sacks: 1.0; INT: 1; PD: 2; FF: 1						
	Year	U-A-T	TFL-Yds.	Sk-Yds	INT	PD	F/R																								
2024	9-0-9	1.0-4	0.0-0	0	0	0/0																									
CAR	86-37-123	5.0-23	1.0-8	4	20	2/0																									
Car. Highs: Tackles: 8; TFL: 1.0; Sacks: 1.0; INT: 1; PD: 2; FF: 1																															
	 OR #12 Nickendre Stiger (nuh-KIN-dre STYE-gur) OR #27 Daniel Cobbs	<ul style="list-style-type: none"> STIGER'S LAST GAME: 2 tackles vs. Arizona (9/13/24) COBBS' LAST GAME: 1 tackle vs. Arizona (9/13/24) STIGER: Set a career high with 2 tackles vs. Arizona. 	<table border="1"> <thead> <tr> <th>STIGER</th> <th>U-A-T</th> <th>TFL-Yds.</th> <th>Sk-Yds</th> <th>INT</th> <th>PD</th> <th>F/R</th> </tr> </thead> <tbody> <tr> <td>2024</td> <td>3-0-3</td> <td>0.0-0</td> <td>0.0-0</td> <td>0</td> <td>1</td> <td>0/0</td> </tr> <tr> <td>CAR</td> <td>5-2-7</td> <td>0.0-0</td> <td>0.0-0</td> <td>0</td> <td>2</td> <td>0/0</td> </tr> <tr> <td colspan="7">Car. Highs: Tackles: 2; PD: 1</td> </tr> </tbody> </table>	STIGER	U-A-T	TFL-Yds.	Sk-Yds	INT	PD	F/R	2024	3-0-3	0.0-0	0.0-0	0	1	0/0	CAR	5-2-7	0.0-0	0.0-0	0	2	0/0	Car. Highs: Tackles: 2; PD: 1						
STIGER	U-A-T	TFL-Yds.	Sk-Yds	INT	PD	F/R																									
2024	3-0-3	0.0-0	0.0-0	0	1	0/0																									
CAR	5-2-7	0.0-0	0.0-0	0	2	0/0																									
Car. Highs: Tackles: 2; PD: 1																															
CB	 #1 Keenan Garber 6-0, 188, Sr.-4L Lawrence, Kan. (Free State)	<ul style="list-style-type: none"> LAST GAME: 3 tackles, INT vs. Arizona (9/13/24) Had an INT in the end zone vs. Arizona to halt a potential TD drive. Recorded a 45-yd INT return TD last year vs. Baylor. 	<table border="1"> <thead> <tr> <th>Year</th> <th>U-A-T</th> <th>TFL-Yds.</th> <th>Sk-Yds</th> <th>INT</th> <th>PD</th> <th>F/R</th> </tr> </thead> <tbody> <tr> <td>2024</td> <td>5-1-6</td> <td>0.0-0</td> <td>0.0-0</td> <td>1</td> <td>1</td> <td>0/0</td> </tr> <tr> <td>CAR</td> <td>27-2-29</td> <td>1.0-2</td> <td>0.0-0</td> <td>2</td> <td>6</td> <td>0/0</td> </tr> <tr> <td colspan="7">Car. Highs: Tackles: 5; TFL: 1.0; INT: 1; PD: 2</td> </tr> </tbody> </table>	Year	U-A-T	TFL-Yds.	Sk-Yds	INT	PD	F/R	2024	5-1-6	0.0-0	0.0-0	1	1	0/0	CAR	27-2-29	1.0-2	0.0-0	2	6	0/0	Car. Highs: Tackles: 5; TFL: 1.0; INT: 1; PD: 2						
	Year	U-A-T	TFL-Yds.	Sk-Yds	INT	PD	F/R																								
2024	5-1-6	0.0-0	0.0-0	1	1	0/0																									
CAR	27-2-29	1.0-2	0.0-0	2	6	0/0																									
Car. Highs: Tackles: 5; TFL: 1.0; INT: 1; PD: 2																															
	 OR #39 Jordan Dunbar OR #9 Donovan McIntosh	<ul style="list-style-type: none"> DUNBAR'S LAST GAME: Played vs. Arizona (9/13/24) MCINTOSH'S LAST GAME: 1 tackle vs. Arizona (9/13/24) DUNBAR: Played in 25 games over 3 seasons at Rice, including a 2022 All-CUSA honors campaign. 	<table border="1"> <thead> <tr> <th>DUNBAR</th> <th>U-A-T</th> <th>TFL-Yds.</th> <th>Sk-Yds</th> <th>INT</th> <th>PD</th> <th>F/R</th> </tr> </thead> <tbody> <tr> <td>2024</td> <td>0-1-1</td> <td>0.0-0</td> <td>0.0-0</td> <td>0</td> <td>0</td> <td>0/0</td> </tr> <tr> <td>CAR</td> <td>44-12-56</td> <td>0.0-0</td> <td>0.0-0</td> <td>0</td> <td>19</td> <td>0/0</td> </tr> <tr> <td colspan="7">Car. Highs: Tackles: 7; PD: 3 2021-22 at Rice</td> </tr> </tbody> </table>	DUNBAR	U-A-T	TFL-Yds.	Sk-Yds	INT	PD	F/R	2024	0-1-1	0.0-0	0.0-0	0	0	0/0	CAR	44-12-56	0.0-0	0.0-0	0	19	0/0	Car. Highs: Tackles: 7; PD: 3 2021-22 at Rice						
DUNBAR	U-A-T	TFL-Yds.	Sk-Yds	INT	PD	F/R																									
2024	0-1-1	0.0-0	0.0-0	0	0	0/0																									
CAR	44-12-56	0.0-0	0.0-0	0	19	0/0																									
Car. Highs: Tackles: 7; PD: 3 2021-22 at Rice																															



Position	Player	Stats & Notes	Year	FGM-A	Pct.	LG	XPM-A	Pct.
FG	#17 Chris Tennant 6-5, 226, Sr.-3L Shawnee, Kan. (Mill Valley)	<ul style="list-style-type: none"> LAST GAME AT PK: 1-for-2 FG, 4-for-4 PAT vs. Arizona (9/13/24) Ranked in the top-10 in school history in 5 categories (see pg. 51). Earned All-Big 12 Honorable Mention accolades in 2023. 	2024	5-7	71.4	48	13-13	100.0
	#96 Leyton Simmering 6-0, 173, So.-SQ Rosemount, Minn. (Rosemount)	<ul style="list-style-type: none"> LAST GAME AT PK: 0-for-1 PAT vs. Houston (10/28/23) Was successful on a PAT kick last year vs. SEMO. Rated the 23rd-best kicker in the Class of 2022 by National Kicking Rankings. 	2024	0-0	0.0		0-0	0.0
HLD	#35 Simon McClannan 5-11, 190, Fr.-RS Omaha, Neb. (Millard South)	<ul style="list-style-type: none"> Has held for all FG and extra-point attempts during the first 3 games. 	2024					3
	#30 Teagan Cobb 6-2, 215, Fr.-RS Rose Hill, Kan. (Rose Hill)	<ul style="list-style-type: none"> Has not held during his time at K-State. 	2024					5
SNP	#16 Mason Olguin 6-1, 226, Jr.-SQ Edmond, Okla. (Dodge City CC)	<ul style="list-style-type: none"> In his first season serving as the primary long snapper. Snapped for an extra point attempt last year vs. Houston. Rated the No. 1 available transfer long snapper in 2022 by Kohl's Snapping. 	2024					4
	#46 Keane Bessert 6-0, 220, Fr.-TR Loma, Colo. (Univ. of Wisconsin)	<ul style="list-style-type: none"> Redshirted the 2023 season at Wisconsin. Rated the No. 3 long snapper nationally in the Class of 2023 by Rubio Long Snapping. Father, Bob, was an OL for the Wildcats from 1983 through 1986. 	2024					4
P	#35 Simon McClannan 5-11, 190, Fr.-RS Omaha, Neb. (Millard South)	<ul style="list-style-type: none"> LAST GAME: 2 punts, 51.0-yd avg vs. Arizona (9/13/24) Had 2 punts downed inside the 10-yd line during the 2024 season opener. Rated the 23rd-best punter in the Class of 2023 by Kohl's Kicking. 	2024	10	420	42.0	55	3
	#30 Teagan Cobb 6-2, 215, Fr.-RS Rose Hill, Kan. (Rose Hill)	<ul style="list-style-type: none"> Redshirted the 2023 season. Earned first team all-state honors in 2022 from the <i>Wichita Eagle</i> and KSHSAA Covered. 	2024	10	420	42.0	55	3
KO	#17 Chris Tennant 6-5, 226, Sr.-3L Shawnee, Kan. (Mill Valley)	<ul style="list-style-type: none"> LAST GAME AT KO: 6 KO, 64.8-yd avg, 2 TB vs. Arizona (9/13/24) Kicked off for the first time in his career during the 2023 season. Had a career-best 7 touchbacks in the 2024 season opener vs. UT Martin. 	2024	21	1,355	64.5	10	
	#35 Simon McClannan 5-11, 190, Fr.-RS Omaha, Neb. (Millard South)	<ul style="list-style-type: none"> LAST GAME AT KO: 1 KO, 56 yds vs. NC State (12/28/23) Kicked off twice in 2023 as he retained his redshirt. 	2024	0	0	0.0	0	
KOR	#3 Dylan Edwards 5-9, 167, So.-TR Derby, Kan. (Univ. of Colorado)	<ul style="list-style-type: none"> LAST GAME RETURNING: 1 ret, 24 yds vs. Oregon State (11/4/23) Returned 5 kickoffs for a 21.0-yd average in 2023 while playing at Colorado. Averaged 34.7 yds per return with 3 TDs during his prep career at Derby HS. 	2024	0	0	0.0	0	0
	#1 Jayce Brown OR	<ul style="list-style-type: none"> BROWN'S LAST GAME RETURNING: 1 ret, 10 yds at Tulane (9/7/24) 	2024	2	42	21.0	0	32
	#10 Keagan Johnson OR	<ul style="list-style-type: none"> JOHNSON'S LAST GAME RETURNING: 1 ret, 19 yds vs. UCF (9/23/23) JOHNSON: Returned his first-career kickoff 19 yds last year vs. UCF as he did not return at Iowa. 	2024	2	42	21.0	0	32
PR	#3 Dylan Edwards 5-9, 167, So.-TR Derby, Kan. (Univ. of Colorado)	<ul style="list-style-type: none"> LAST GAME RETURNING: 1 ret, 71 yds, TD vs. Arizona (9/13/24) Returned a punt 71 yds for a TD vs. Arizona, the longest by a K-State RB since 1999. Named the Big 12 Special Teams Player of the Week following the Arizona game. 	2024	3	81	27.0	1	71
	#6 Sterling Lockett 5-10, 170, So.-SQ Leawood, Kan. (Blue Valley)	<ul style="list-style-type: none"> LAST GAME RETURNING: 1 ret, 10 yds vs. UT Martin (8/31/24) Served as the punt returner for the 2023 Pop-Tarts Bowl but did not have a return. 	2024	1	10	10.0	0	10

IN-SEASON BIRTHDAYS

Several Wildcats celebrate their birthdays during the 2024 regular season. Below is a list of those players and coaches in addition to the game days for reference.

AUGUST

- 21 – Chiddi Obiazor (2004)
- 26 – DJ Giddens (2003)
- 30 – Ben Wheeler (2005)
- 31 – UT MARTIN

SEPTEMBER

- 3 – Austin Romaine (2004)
- 5 – Leyton Simmering (2003)
- 6 – Teagan Cobb (2004)
- 7 – AT TULANE
- 13 – ARIZONA
- 13 – Keagan Johnson (2002)
- 16 – Donovan McIntosh (2004)
- 18 – Andre Davis (2004)
- 18 – Boone Morris (2005)
- 19 – Mason Olguin (2001)

21 – AT BYU

- 22 – Dylan Edwards (2004)
- 27 – Chris Klieman
- 27 – Andrew Metzger (2004)
- 28 – OKLAHOMA STATE
- 29 – Devin Vass (2004)
- 30 – Ryan Davis (2004)

OCTOBER

- 1 – Jake Stonebraker (2005)
- 4 – Joe Jackson (2004)
- 7 – Kyle Rakers (2005)
- 8 – Sterling Lockett (2003)
- 8 – Wesley Fair (2004)
- 9 – Jadon Jackson (2000)
- 12 – AT COLORADO
- 19 – AT WEST VIRGINIA

21 – DeVon Rice (2004)

- 26 – KANSAS
- 30 – Brock Woolf (2004)

NOVEMBER

- 2 – AT HOUSTON
- 2 – Avery Johnson (2004)
- 2 – JB Price (2005)
- 3 – Travis Bates (2003)
- 5 – Will Anciaux (2004)
- 8 – Buddy Wyatt
- 8 – Kaden McMahan (2003)
- 13 – Jacques Spradley-Demps (2005)
- 14 – Nickendre Stiger (2001)
- 14 – Andrew Leingang (2002)
- 14 – Evan Cantu (2003)
- 16 – ARIZONA STATE

19 – Kam Sallis (2004)

- 20 – Joe Hall III (2003)
- 23 – CINCINNATI
- 23 – Gavin Meyers (2003)
- 25 – Garrett Harstad (2004)
- 25 – Kian Payne (2005)
- 25 – Jackson Voth (2005)
- 29 – Titus Tuiasopopo (2001)
- 29 – Donovan Riemann (2003)
- 30 – AT IOWA STATE
- 30 – Jordan Dunbar (2001)
- 30 – Brayden Loftin (2003)
- 30 – Garrett Oakley (2003)



AVERY JOHNSON

6-2 • 192 • So.-11
Wichita, Kan. • Maize

- ★ Maxwell Award watch list
- ★ Davey O'Brien Award watch list
- ★ Davey O'Brien Award Great 8 (Arizona)
- ★ Top 100 Players for 2024 – No. 93 (ESPN)

- Became just the 5th sophomore to start a season opener under center since 1990, joining Eli Roberson (2001), Dylan Meier (2004), Josh Freeman (2007) and Jesse Ertz (2015) but just the 2nd true sophomore (Freeman).
- Voted a team captain for the 2024 season, just the 10th sophomore to serve as a captain in school history.
- Has 6 TD passes this year, ranked 26th nationally entering Week 3... Has thrown 2 TD passes in the last 4 games – the 2023 Pop-Tarts Bowl vs. NC State, and the first 3 games of 2024.
- Named to the Davey O'Brien Award Great 8 list following the Arizona game, thus including him on the watch list for the Davey O'Brien Award... It is the second-straight season a K-State QB has been a candidate for the award (Will Howard).
- Rushed for a career-high 110 yds vs. Arizona, the most rushing yds by a K-State QB since Will Howard had 125 vs. Oklahoma State in 2020.
- Threw a 48-yard TD pass vs. Arizona, the longest completion of his career.
- Made his first career start at QB in the 2023 Pop-Tarts Bowl, leading the Cats to a 28-19 win over No. 19 NC State and earning MVP honors.
- Just the 5th true FR starting QB in school history, joining James Mack (1975), Duane Howard (1976), Josh Freeman (2006) and Will Howard (2020), while he was the 2nd to start a bowl game (Freeman, 2006 Texas Bowl) and the first to lead a team to victory in a bowl game.
- One of 3 true FR QBs to start a win and bowl game in 2023 (Duke's Grayson Loftis and Tennessee's Nico Iamaleava).
- Had 7 rushing TDs last year, the 2nd most by a FR in school history and tied for the most by a true FR with Deuce Vaughn (2020).
- Tied for 2nd in rushing TDs among all true FR nationally in 2023, while he had the most among true FR QBs.
- Led K-State to a 38-21 victory at Texas Tech as he came off the bench to record 5 rushing TDs, tied for the most in school history for a single game.
- It was the most rushing TDs by any true FR since Oklahoma's Samaje Perine also had five against Kansas in 2014, while it was the most by a true FR QB since at least 1995 and the most ever by a Big 12 true FR QB.
- Started the TCU game the next week as one of 2 QBs on the field as he was lined up wide, went in motion and took an end-around handoff.
- Rated as the top dual-threat QB in the Class of 2023 by Rivals.
- The top player in the state of Kansas for the Class of 2023 by 247Sports, ESPN and On3.
- Competed in the Elite 11 Finals in the summer of 2022, K-State's first Elite 11 quarterback since Josh Freeman in 2005.

2

GAME HIGHS	COMPLETIONS	2024..... 15, at Tulane (9/7)	PASSING TOUCHDOWNS	2024..... 2, three times	RUSHING YARDS	2024..... 110, vs. Arizona (9/13)
		Career..... 15, at Tulane (9/7/24)		Career..... 2, four times		Career..... 110, vs. Arizona (9/13/24)
	ATTEMPTS	2024..... 23, twice	LONG PASS	2024..... 48, vs. Arizona (9/13)	RUSHING TOUCHDOWNS	2024..... None
		Career..... 31, vs. NC State (12/28/23)		Career..... 48, vs. Arizona (9/13/24)		Career..... 5, at Texas Tech (10/14/23)
	PASSING YARDS	2024..... 181, at Tulane (9/7)	RUSHING ATTEMPTS	2024..... 17, vs. Arizona (9/13)	LONG RUSH	2024..... 26, vs. Arizona (9/13)
		Career..... 181, at Tulane (9/7/24)		Career..... 17, vs. Arizona (9/13/24)		Career..... 30, at Texas Tech (10/14/23)

PASSING	GP/S	Cmp-Att-Int	Yds	TD	Long	Perc.	Eff.	RUSHING	Att	Yds	TD	Long	Avg/C
2023	8/2	37-66-0	479	5	43	56.1	142.0		52	296	7	30	5.7
2024	3/3	43-67-1	490	6	48	64.2	152.2		28	187	0	26	6.7
TOTAL	11/5	80-133-1	969	11	48	60.2	147.4		80	483	7	30	6.0

JOHNSON'S GAME-BY-GAME STATISTICS

2023	Opponent	Result	PASSING							RUSHING			
			C-A-I	Pct.	Yds	TD	Long	Eff	Att	Yds	TD	Long	
Sept. 2	SEMO	W, 45-0	3-4-0	75.0	55	0	24	190.5	5	32	1	15	
Sept. 16	at Missouri	L, 27-30	0-0-0	0.0	0	0	0	0.0	5	32	0	11	
Oct. 14	at Texas Tech	W, 38-21	8-9-0	88.9	77	0	21	160.8	13	90	5	30	
Oct. 21	TCU* (2 QB Starters)	W, 41-3	5-10-0	50.0	90	1	43	158.6	16	73	0	23	
Oct. 28	Houston	W, 41-0	5-6-0	83.3	46	1	21	202.7	5	-5	0	5	
Nov. 4	at Texas	L, 30-33 (ot)	0-1-0	0.0	0	0	0	0.0	1	-1	0	0	
Nov. 11	Baylor	W, 59-25	2-5-0	40.0	33	1	28	161.4	1	4	0	4	
Dec. 28	vs. NC State*	W, 28-19	14-31-0	45.2	178	2	37	114.7	7	71	1	19	

2024	Opponent	Result	PASSING							RUSHING			
			C-A-I	Pct.	Yds	TD	Long	Eff	Att	Yds	TD	Long	
Aug. 31	UT Martin*	W, 41-6	14-21-1	66.7	153	2	44	149.8	3	37	0	17	
Sept. 7	at Tulane*	W, 34-27	15-23-0	65.2	181	2	45	160.0	8	40	0	18	
Sept. 13	Arizona*	W, 31-7	14-23-0	60.9	156	2	48	146.5	17	110	0	26	

* Game Started



0

JADON JACKSON WR • 6-1 • 187 • Sr. • 2L
Centeron, Ark. • Univ. of Mississippi

- Has been part of the regular rotation the last 2 seasons, making 6 starts a year ago.
- Originally entered the program as a transfer from Ole Miss prior to the 2022 season.

JACKSON'S GAME-BY-GAME RECEIVING

Date	Opponent	No	Yds	TD	LG
9/28/19	at Alabama	1	28	7	28
10/5/19	VANDERBILT	1	28	0	28
11/2/19	at Auburn	1	6	0	6
11/9/19	NEW MEXICO STATE	2	25	0	15
12/19/20	at LSU	1	4	0	4
1/2/21	vs. Indiana*	4	38	0	21
10/2/21	at Alabama*	4	30	0	17
10/23/21	LSU*	1	12	0	12
12/31/22	vs. Alabama	2	16	0	10
9/2/23	SEMO*	2	38	7	33
9/9/23	TROY	4	77	1	40
9/16/23	at Missouri*	4	47	0	21
9/23/23	UCF*	3	17	0	12
10/6/23	at Oklahoma State	1	2	0	2
10/14/23	at Texas Tech*	1	10	0	10
11/11/23	BAYLOR	2	53	0	40
12/28/23	vs. NC State	2	8	0	5
9/13/24	ARIZONA	1	8	0	8

2019-21 Seasons at Mississippi

* denotes game started; **Bold Italics** denotes career high

JACKSON'S GAME-BY-GAME RUSHING

Date	Opponent	No	Yds	TD	LG
10/21/23	TCU	1	14	0	14
10/28/23	HOUSTON	2	15	0	8
12/28/23	vs. NC State	1	7	0	7
8/31/24	UT MARTIN	1	9	0	9

Bold Italics denotes career high

JACKSON'S CAREER RECEIVING STATS

Year	G/S	No	Yds	Avg	TD	Lg
2019*	9/0	5	87	17.4	1	28
2020*	4/1	5	42	8.4	0	21
2021*	9/3	5	42	8.4	0	17
2022	4/0	2	16	8.0	0	10
2023	13/6	19	252	13.3	2	40
2024	3/0	1	8	8.0	0	8
TOTAL	42/10	37	447	12.1	3	40

* at Mississippi

JACKSON'S CAREER RUSHING STATS

Year	G/S	No	Yds	Avg	TD	Lg
2023	13/6	4	36	9.0	0	14
2023	3/0	1	9	9.0	0	9
TOTAL	42/10	5	45	9.0	0	14



1

JAYCE BROWN WR • 6-0 • 179 • So. • 1L
Fort Walton Beach, Fla. • Choctawhatchee

- Came on strong at the end of 2023, starting each of the final 6 games, while he has started the first 3 games of 2024.
- Tied for 19th nationally among active players with 16.3 yds per catch over the last 2 years (min. 35 catches).
- Has at least one reception in each of the last 11 games.
- Had a career-high 5 catches in the final 2 games of 2023 and the first game this year.
- Had 401 of his receiving yds and all 3 TDs last year come in the team's final 7 games.
- His 16.2 yds/catch in 2023 were the most among all true FR in the nation, while he tied for the 8th in total receiving yds and tied for 10th in receiving TDs.
- Tied for the 3rd most receiving TDs by a FR in school history in 2023 and tied for the most by a true FR (Tyler Lockett, 2011).
- Also produced the 3rd-most receiving yds and tied for the 4th-most receptions by a FR in school history, while both were the top marks by a true FR.

BROWN'S GAME-BY-GAME RECEIVING

Date	Opponent	No	Yds	TD	LG
9/2/23	SEMO	1	15	0	15
10/14/23	at Texas Tech	1	21	0	21
10/21/23	TCU	4	88	7	43
10/28/23	HOUSTON*	2	13	0	8
11/4/23	at Texas*	4	77	7	32
11/11/23	BAYLOR*	1	6	0	6
11/18/23	at Kansas*	4	96	0	46
11/25/23	IOWA STATE*	5	69	0	20
12/28/23	vs. NC State*	5	52	7	22
8/31/24	UT MARTIN*	5	71	0	44
9/7/24	at Tulane*	1	17	0	17
9/13/24	ARIZONA*	3	60	0	48

* denotes game started; **Bold Italics** denotes career high

BROWN'S GAME-BY-GAME RUSHING

Date	Opponent	No	Yds	TD	LG
9/2/23	SEMO	1	0	0	0
10/21/23	TCU	1	1	0	1
10/28/23	HOUSTON*	2	2	0	2

* denotes game started; **Bold Italics** denotes career high

BROWN'S GAME-BY-GAME KICKOFF RETURNS

Date	Opponent	No	Yds	TD	LG
8/31/24	UT MARTIN	7	32	0	32
9/7/24	at Tulane	7	10	0	10

Bold Italics denotes career high

BROWN'S CAREER RECEIVING STATS

Year	G/S	No	Yds	Avg	TD	Lg
2023	10/6	27	437	16.2	3	46
2024	3/3	9	148	16.4	0	48
TOTAL	13/9	36	585	16.3	3	48

BROWN'S CAREER RUSHING STATS

Year	G/S	No	Yds	Avg	TD	Lg
2023	10/6	4	3	0.8	0	2
TOTAL	13/9	4	3	0.8	0	2



1

KEENAN GARBER CB • 6-0 • 188 • Sr. • 4L
Lawrence, Kan. • Free State

★ East-West Shrine Bowl watch list

- Has started each of the last 4 games – the 2023 Pop-Tarts Bowl vs. NC State and the first 3 games of 2024.
- Recorded an INT vs. Arizona, a pick in the end zone that stopped a potential TD... It was his 2nd career pick after tallying a 45-yd INT TD return last year vs. Baylor.
- Earned Big 12 Special Teams Player of the Week honors after last year's KU game when he returned a blocked XP 91 yds for a defensive XP.
- Originally entered the program as a WR, but moved to CB the week of the Big 12 Championship game and was pressed into action that game due to other injured players, playing on 21 defensive snaps.

GARBER'S GAME-BY-GAME STATS

Date	Opponent	UA-AT-TT	TFL	SACK	INT	PD	F/R
12/3/22	vs. TCU	1-0-1	0.0-0	0.0-0	0	0	0/0
9/2/23	SEMO	2-0-2	0.0-0	0.0-0	0	0	0/0
9/16/23	at Missouri	2-1-3	0.0-0	0.0-0	0	0	0/0
9/23/23	UCF	1-0-1	0.0-0	0.0-0	0	0	0/0
10/6/23	at Oklahoma State*	2-0-2	1.0-2	0.0-0	0	1	0/0
10/14/23	at Texas Tech*	5-0-5	0.0-0	0.0-0	0	0	0/0
10/21/23	TCU*	2-0-2	0.0-0	0.0-0	0	2	0/0
10/28/23	HOUSTON*	2-0-2	0.0-0	0.0-0	0	0	0/0
11/4/23	at Texas	1-0-1	0.0-0	0.0-0	0	0	0/0
11/11/23	BAYLOR	2-0-2	0.0-0	0.0-0	7	2	0/0
11/25/23	IOWA STATE	1-0-1	0.0-0	0.0-0	0	0	0/0
12/28/23	vs. NC State*	1-0-1	0.0-0	0.0-0	0	0	0/0
8/31/24	UT MARTIN*	1-0-1	0.0-0	0.0-0	0	0	0/0
9/7/24	at Tulane*	1-1-2	0.0-0	0.0-0	0	0	0/0
9/13/24	ARIZONA*	3-0-3	0.0-0	0.0-0	7	1	0/0

* denotes game started; **Bold Italics** denotes career high

GARBER'S CAREER STATS

Year	G/S	UA-AT-TT	TFL	SACK	INT	PD	F/R
2022	14/0	1-0-1	0.0-0	0.0-0	0	0	0/0
2023	13/5	21-1-22	1.0-2	0.0-0	1	5	0/0
2024	3/3	5-1-6	0.0-0	0.0-0	1	1	0/0
TOTAL	49/8	27-2-29	1.0-2	0.0-0	2	6	0/0



2

COLBY McCALISTER S • 5-10 • 200 • So. • 1L
Houston, Texas • Clear Brook

- Has been a regular member of the playing rotation each of the first 3 games this year.
- Returned a blocked punt 1 yd for a TD vs. UT Martin.
- Played in all 13 games during his first year on the field in 2023 with starts in the season opener and Pop-Tarts Bowl.

McCALISTER'S GAME-BY-GAME STATS

Date	Opponent	UA-AT-TT	TFL	SACK	INT	PD	F/R
9/2/23	SEMO*	3-0-3	0.0-0	0.0-0	0	0	0/0
9/16/23	at Missouri	0-1-1	0.5-1	0.0-0	0	0	0/0
9/23/23	UCF*	1-0-1	0.0-0	0.0-0	0	0	0/0
10/6/23	at Oklahoma State	1-0-1	0.0-0	0.0-0	0	0	0/0



10/14/23	at Texas Tech	3-1-4	0.0-0	0.0-0	0	0	0/0
10/21/23	TCU	2-0-2	0.0-0	0.0-0	0	0	0/0
11/4/23	at Texas	2-0-2	0.0-0	0.0-0	0	0	0/0
11/11/23	BAYLOR	4-0-4	1.0-11	1.0-11	0	0	1/0
11/18/23	at Kansas	1-0-1	0.0-0	0.0-0	0	0	0/0
11/25/23	IOWA STATE	2-0-2	0.0-0	0.0-0	0	0	0/0
12/28/23	vs. NC State*	4-2-6	0.0-0	0.0-0	0	1	0/0
9/7/24	at Tulane	2-2-4	0.0-0	0.0-0	0	0	0/0
9/13/24	ARIZONA	0-0-0	0.0-0	0.0-0	0	1	0/0

*denotes game started; **Bold Italics** denotes career high

McALISTER'S CAREER STATS

Year	G/S	UA-AT-TT	TFL	SACK	INT	PD	F/R
2023	13/2	23-4-27	1.5-12	1.0-12	0	1	1/0
2024	3/0	2-2-4	0.0-0	0.0-0	0	1	0/0
TOTAL	16/2	25-6-31	1.5-12	1.0-12	0	2	1/0

EDWARDS' GAME-BY-GAME RECEIVING

Date	Opponent	No	Yds	TD	LG
9/2/23	at TCU*	5	135	3	75
9/9/23	NEBRASKA*	3	8	0	7
9/16/23	COLORADO STATE*	6	17	0	6
9/23/23	at Oregon*	3	9	0	7
10/7/23	at Arizona State	3	24	0	15
10/13/23	STANFORD	3	24	0	17
10/28/23	at UCLA	2	12	0	9
11/4/23	OREGON STATE	4	22	0	11
11/11/23	ARIZONA	3	9	0	5
11/25/23	at Utah	4	39	1	30
8/31/24	UT MARTIN*	2	19	1	15
9/7/24	at Tulane	1	-2	0	0
9/13/24	ARIZONA*	1	3	0	3

2023 Season at Colorado

*denotes game started; **Bold Italics** denotes career high

EDWARDS' GAME-BY-GAME KICKOFF RETURNS

Date	Opponent	No	Yds	TD	LG
9/2/23	at TCU	1	18	0	18
9/16/23	COLORADO STATE	2	46	0	24
9/30/23	USC	1	17	0	17
11/4/23	OREGON STATE	1	24	0	24

2023 Season at Colorado

Bold Italics denotes career high

EDWARDS' GAME-BY-GAME PUNT RETURNS

Date	Opponent	No	Yds	TD	LG
11/11/23	ARIZONA	1	0	0	0
11/25/23	at Utah	1	19	0	19
8/31/24	UT MARTIN	2	10	0	10
9/13/24	ARIZONA	1	71	1	71

2023 Season at Colorado

Bold Italics denotes career high

EDWARDS' CAREER RUSHING STATS

Year	G/S	NO	YDS	AVG	TD	LG
2023*	12/6	76	321	4.2	1	34
2024	3/2	15	138	9.2	2	27
TOTAL	15/8	91	459	5.0	3	34

*at Colorado

EDWARDS' CAREER RECEIVING STATS

Year	G/S	NO	YDS	AVG	TD	LG
2023*	12/6	36	299	8.3	4	75
2024	3/2	4	20	5.0	1	15
TOTAL	15/8	40	319	8.0	5	75

*at Colorado

EDWARDS' CAREER KICKOFF RETURN STATS

Year	G	NO	YDS	AVG	TD	LG
2023*	12	5	105	21.0	0	24
TOTAL	15	5	105	21.0	0	24

*at Colorado

EDWARDS' CAREER PUNT RETURN STATS

Year	G	NO	YDS	AVG	TD	LG
2023*	12	2	19	9.5	0	19
2024	3	3	81	27.0	1	71
TOTAL	15	5	100	20.0	1	71

*at Colorado



DYLAN EDWARDS

RB • 5-9 • 167 • So.-TR
Derby, Kan. • Univ. of Colorado

- ★ Big 12 Special Teams Player of the Week (Arizona)
- ★ Paul Hornung Award watch list

- Transferred to K-State after making an impact during his true FR season at Colorado in 2023.
- Has 4 TDs this year 22 total touches as he is tied for 4th in the Big 12 in TD scoring (8.0 pts/gm) and tied for 17th nationally in total TDs scored.
- The first Wildcat with at least one rush, rec and return TD in the first 3 games of a season since Deon Murphy in 2007.
- Returned a punt 71 yds for a TD vs. Arizona, the 2nd-longest in the Big 12 this year and 10th longest nationally as he earned Big 12 Special Teams Player of the Week honors.
- It was the first punt-return TD by a K-State RB since Darren Sproles in 2003 and longest by a K-State RB since David Allen in 1999 (74 yds vs. Texas)
- Leads the Big 12 with a 27.0-yd punt-return avg.
- Shined during his first game as a Wildcat vs. UT Martin, rushing for 43 yds and a TD while hauling in 2 passes for 19 yds and a TD, as he became the first Wildcat since at least 1988 with a rush TD and a rec TD in his debut.
- It was the second-straight season opener he scored both rush and rec TDs as he did so last year at TCU while playing for Colorado.
- Prepped at Derby HS in Kansas under former Wildcat Brandon Clark as he was regarded as one of the nation's top-100 prospects for the Class of 2023 and the 3rd-best RB by Rivals.

EDWARDS' GAME-BY-GAME RUSHING

Date	Opponent	No	Yds	TD	LG
9/2/23	at TCU*	6	24	1	8
9/9/23	NEBRASKA*	9	55	0	34
9/16/23	COLORADO STATE*	10	57	0	19
9/23/23	at Oregon*	3	21	0	17
9/30/23	USC	12	44	0	8
10/7/23	at Arizona State	7	16	0	6
10/13/23	STANFORD	7	33	0	11
10/28/23	at UCLA	4	12	0	8
11/4/23	OREGON STATE	5	6	0	2
11/11/23	ARIZONA	5	10	0	5
11/17/23	at Washington State*	7	42	0	23
11/25/23	at Utah	1	1	0	1
8/31/24	UT MARTIN*	5	43	1	17
9/7/24	at Tulane	4	54	1	27
9/13/24	ARIZONA*	6	41	0	24

2023 Season at Colorado

*denotes game started; **Bold Italics** denotes career high



JOE JACKSON

RB • 6-0 • 203 • Fr.-R5
Haines City, Fla. • Ridge Community

- Had his best game as a Wildcat in the season opener vs. UT Martin.
- Played in 2 games a year ago, retaining his redshirt.
- Rated the 14th-best all-purpose RB in the Class of 2023 by Rivals.

JACKSON'S GAME-BY-GAME STATS

Date	Opponent	No	Yds	TD	LG
9/2/23	SEMO	4	1	0	5
8/31/24	UT MARTIN	7	48	0	32

Bold Italics denotes career high

JACKSON'S CAREER STATS

Year	G/S	NO	YDS	AVG	TD	LG
2023	2/0	4	1	0.3	0	5
2024	3/0	7	48	6.9	0	32
TOTAL	5/0	11	49	4.5	0	32



JUSTICE JAMES

CB • 5-10 • 198 • Sr.-1L
West Columbia, Texas • Tyler JC

- Saw action in 11 games last year and in the first 3 games of 2024.
- Played on 127 defensive snaps last year, including a season-high 40 at Oklahoma State.
- Had 3 special teams tackles to tie for 7th on the team.

JAMES' GAME-BY-GAME STATS

Date	Opponent	UA-AT-TT	TFL	SACK	INT	PD	F/R
9/2/23	SEMO	1-0-1	1.0-2	0.0-0	0	0	0/0
10/21/23	TCU	1-0-1	0.0-0	0.0-0	0	0	0/0
10/28/23	HOUSTON	1-0-1	0.0-0	0.0-0	0	0	0/0
11/4/23	at Texas	1-0-1	0.0-0	0.0-0	0	0	0/0
11/11/23	BAYLOR	2-1-3	0.0-0	0.0-0	0	1	0/0
12/28/23	vs. NC State	1-1-2	0.0-0	0.0-0	0	0	0/0
8/31/24	UT MARTIN	2-0-2	0.0-0	0.0-0	0	0	0/0
9/7/24	at Tulane	1-1-2	0.0-0	0.0-0	0	0	0/0
9/13/24	ARIZONA	1-0-1	0.0-0	0.0-0	0	0	0/0

Bold Italics denotes career high

JAMES' CAREER STATS

Year	G/S	UA-AT-TT	TFL	SACK	INT	PD	F/R
2023	11/0	7-2-9	1.0-2	0.0-0	0	1	0/0
2024	3/0	4-1-5	0.0-0	0.0-0	0	0	0/0
TOTAL	14/0	11-3-14	1.0-2	0.0-0	0	1	0/0



5



TA'QUAN ROBERSON
QB • 6-0 • 201 • Sr.-TR
Orange, N.J. • Univ. of Connecticut

- Transferred from UConn after serving parts of the last 2 seasons as the starter, and he saw time in the 2024 season opener vs. UT Martin.
- Started the 2022 season opener before an injury ended his season, while he started 10 games last year.
- Began his collegiate career at Penn State in 2019 after being regarded as the 200th-best prospect – regardless of position – and the 10th-best QB for the Class of 2019 by ESPN.

ROBERSON'S GAME-BY-GAME PASSING

Date	Opponent	C-A-I	Yds	TD	LG
11/30/19	RUTGERS	0-1-0	0	0	0
9/11/21	BALL STATE	1-2-0	23	1	23
9/25/21	VILLANOVA	3-5-0	28	0	14
10/9/21	at Iowa	7-21-2	34	0	12
8/27/22	at Utah State*	1-2-0	10	0	10
9/9/23	at Georgia State	19-30-1	216	2	32
9/16/23	FLORIDA INTERNATIONAL*	15-32-0	170	1	40
9/23/23	DUKE*	13-28-0	114	0	24
9/30/23	UTAH STATE*	23-32-1	255	2	35
10/7/23	at Rice*	15-19-0	215	2	59
10/21/23	SOUTH FLORIDA*	19-34-1	175	1	31
10/28/23	at Boston College*	11-24-0	130	0	26
11/4/23	at Tennessee*	24-40-2	218	0	34
11/11/23	at James Madison*	20-36-1	207	0	44
11/18/23	SACRED HEART*	22-35-0	201	4	46
11/25/23	at UMass*	16-28-0	174	0	36
8/31/24	UT MARTIN	1-3-0	4	0	4

2020-21 Seasons at Penn State; 2022-23 Seasons at UConn
* denotes game started; **Bold Italics** denotes career high

ROBERSON'S GAME-BY-GAME RUSHING

Date	Opponent	No	Yds	TD	LG
11/30/19	RUTGERS	1	-1	0	0
9/11/21	BALL STATE	1	-5	0	0
9/25/21	VILLANOVA	1	2	0	2
10/9/21	at Iowa	10	27	0	10
8/27/22	at Utah State*	3	8	7	5
9/9/23	at Georgia State	4	11	0	7
9/16/23	FLORIDA INTERNATIONAL*	8	8	0	6
9/23/23	DUKE*	4	-8	7	6
9/30/23	UTAH STATE*	8	15	0	15
10/7/23	at Rice*	1	7	0	7
10/21/23	SOUTH FLORIDA*	5	24	7	24
11/4/23	at Tennessee*	3	-2	0	1
11/11/23	at James Madison*	3	-1	0	5
11/18/23	SACRED HEART*	4	30	0	11
11/25/23	at UMass*	6	36	0	14

2020-21 Seasons at Penn State; 2022-23 Seasons at UConn
* denotes game started; **Bold Italics** denotes career high

ROBERSON'S CAREER PASSING STATS

Year	G/S	C-A-I	Pct.	Yds	TD	Lg	Eff.
2019*	1/0	0-1-0	0.0	0	0	0	0.0
2021*	4/0	11-28-2	62.3	85	1	23	62.3
2022^	1/1	1-2-0	50.0	10	0	10	92.0
2023^	11/10	197-338-6	58.3	2,075	12	59	118.0
2024	1/0	1-3-0	33.3	4	0	4	44.5
TOTAL	19/11	210-372-8	56.5	2,174	13	59	112.8

* at Penn State | ^ at UConn

ROBERSON'S CAREER RUSHING STATS

Year	G/S	No	Yds	Avg	TD	LG
2019*	1/0	1	-1	-1.0	0	0
2021*	4/0	12	24	2.0	0	10
2022^	1/1	3	8	2.7	1	5
2023^	11/10	46	120	2.6	2	24
TOTAL	19/11	62	151	2.4	3	24

* at Penn State | ^ at UConn

6



STERLING LOCKETT
WR • 5-10 • 170 • So.-SQ
Leawood, Kan. • Blue Valley

- Has seen time in each of the first 3 games this season.
- Played in 2 games last year, seeing time vs. Baylor and NC State, the latter being the Pop-Tarts Bowl.
- Son of Kevin Lockett, a K-State (1993-96) and NFL (1997-2003) WR, and brother of Tyler Lockett, a K-State (2011-14) and NFL (2015-present) WR.

LOCKETT'S GAME-BY-GAME PUNT RETURNS

Date	Opponent	No	Yds	TD	LG
8/31/24	UT MARTIN	1	10	0	10

Bold Italics denotes career high

7

10/21/23	CENTRAL MICHIGAN*	4-2-6	2.0-6	0.0-0	0	1	0/0
11/1/23	at Bowling Green*	2-5-7	0.0-0	0.0-0	0	0	0/0
11/7/23	at Northern Illinois*	5-0-5	0.0-0	0.0-0	0	0	0/1
11/18/23	KENT STATE*	1-2-3	0.0-0	0.0-0	0	1	0/0
11/25/23	MIAMI (OHIO)*	2-0-2	0.0-0	0.0-0	0	1	0/0
8/31/24	UT MARTIN*	3-0-3	0.0-0	0.0-0	0	0	0/0
9/7/24	at Tulane*	8-0-8	1.0-2	0.0-0	0	1	0/0
9/13/24	ARIZONA*	1-0-1	0.0-0	0.0-0	0	1	0/0

2021-23 Seasons at Ball State

* denotes game started; **Bold Italics** denotes career high

RILEY'S CAREER STATS

Year	G/S	UA-AT-TT	TFL	SACK	INT	PD	F/R
2021*	13/0	7-2-9	0.0-0	0.0-0	0	0	0/0
2022*	12/12	61-36-97	3.0-9	1.0-1	0	12	1/0
2023*	12/12	39-22-61	3.0-8	0.0-0	0	8	0/1
2024	3/3	12-0-12	1.0-2	0.0-0	0	2	0/0
TOTAL	40/27	119-60-179	7.0-19	1.0-1	0	22	1/1

* at Ball State



JACOB KNUTH
QB • 6-3 • 213 • So.-SQ
Sioux Falls, S.D. • Harrisburg

- Saw his first-career action in the 2024 opener vs. UT Martin, completing a 9-yd pass and running 10 yds to convert on 3rd down.
- Spent the 2023 season as the scout-team QB after transferring from Minnesota.
- Rated as the 27th-best pocket passer in the Class of 2022 by ESPN, while he was regarded as the top prep player in the state of South Dakota by 247Sports, On3 and ESPN.

KNUTH'S GAME-BY-GAME PASSING

Date	Opponent	C-A-I	Yds	TD	LG
8/31/24	UT MARTIN	1-1-0	9	0	9

Bold Italics denotes career high

KNUTH'S GAME-BY-GAME RUSHING

Date	Opponent	No	Yds	TD	LG
8/31/24	UT MARTIN	1	10	0	10

Bold Italics denotes career high

6



JORDAN RILEY
S • 6-0 • 202 • Sr.-TR
Clinton, Md. • Ball State Univ.

- ★ East-West Shrine Bowl watch list

- Transferred to K-State from Ball State where he started 24 games over the 2022 and 2023 seasons.
- Has started each of the first 3 games of the 2024 season, including the Tulane game when he tied for team-high honors in tackles.
- Earned All-MAC honors in 2022 as he was the only player in the league with over 70 tackles and 10 pass breakups that year.

RILEY'S GAME-BY-GAME STATS

Date	Opponent	UA-AT-TT	TFL	SACK	INT	PD	F/R
9/11/21	at Penn State	1-0-1	0.0-0	0.0-0	0	0	0/0
10/23/21	MIAMI (OHIO)	2-0-2	0.0-0	0.0-0	0	0	0/0
11/17/21	CENTRAL MICHIGAN	4-1-5	0.0-0	0.0-0	0	0	0/0
11/23/21	BUFFALO	0-1-1	0.0-0	0.0-0	0	0	0/0
9/1/22	at Tennessee	3-1-4	1.0-1	1.0-1	0	1	0/0
9/10/22	WESTERN MICHIGAN*	8-0-8	0.0-0	0.0-0	0	1	0/0
9/17/22	MURRAY STATE*	2-1-3	0.0-0	0.0-0	0	0	0/0
9/24/22	at Georgia Southern*	6-2-8	1.0-2	0.0-0	0	4	0/0
10/1/22	NORTHERN ILLINOIS*	4-7-11	0.0-0	0.0-0	0	0	0/0
10/8/22	at Central Michigan*	7-2-9	0.0-0	0.0-0	0	0	0/0
10/15/22	UCONN*	6-8-14	0.5-5	0.0-0	0	1	1/0
10/22/22	EASTERN MICHIGAN*	5-3-8	0.0-0	0.0-0	0	0	0/0
11/1/22	at Kent State*	17-0-11	0.0-0	0.0-0	0	1	0/0
11/8/22	at Toledo*	0-4-4	0.0-0	0.0-0	0	1	0/0
11/15/22	OHIO*	4-4-8	0.5-1	0.0-0	0	1	0/0
11/22/22	at Miami (Ohio)*	5-4-9	0.0-0	0.0-0	0	2	0/0
9/2/23	at Kentucky*	4-1-5	0.0-0	0.0-0	0	0	0/0
9/9/23	at Georgia*	1-0-1	0.0-0	0.0-0	0	1	0/0
9/16/23	INDIANA STATE*	1-3-4	0.0-0	0.0-0	0	1	0/0
9/23/23	GEORGIA SOUTHERN*	7-2-9	0.0-0	0.0-0	0	1	0/0
9/30/23	at Western Michigan*	5-2-7	1.0-2	0.0-0	0	0	0/0
10/7/23	at Eastern Michigan*	4-1-5	0.0-0	0.0-0	0	1	0/0
10/14/23	TOLEDO*	3-4-7	0.0-0	0.0-0	0	1	0/0

8



TY BOWMAN
WR • 6-5 • 220 • Sr.-3L
Chanute, Kan. • Chanute

- Has played in 34 games over the last 4 seasons as one of the top contributors on the four core special teams units.
- Blocked a punt in the 2024 opener vs. UT Martin, which was recovered by Colby McCalister for a TD.
- It was his 2nd-career blocked punt, both of which have gone for TDs (2021 vs. West Virginia).
- Tied for 2nd on the team last year with 4 tackles on kickoff coverage, while his 4 overall special teams tackles tied for 5th.



CHIDDI OBIAZOR DE • 6-6 • 282 • Fr.-RS
Eden Prairie, Minn. • Eden Prairie

- Carded the first full TFL of his career in the 2024 opener vs. UT Martin.
- Saw action in 3 games in 2023 as he retained his redshirt.
- Viewed as the 79th-best edge defender in the Class of 2023 by On3.
- Older brother, Namdi, is a linebacker at TCU.

OBIAZOR'S GAME-BY-GAME STATS

Date	Opponent	UA-AT-TT	TFL	SACK	INT	PD	F/R
9/2/23	SEMO	1-0-1	0.0-0	0.0-0	0	0	0/0
12/28/23	vs. NC State	0-1-1	0.5-1	0.5-1	0	0	0/0
8/31/24	UT MARTIN	1-0-1	1.0-1	0.0-0	0	0	0/0

Bold Italics denotes career high

OBIAZOR'S CAREER STATS

Year	G/S	UA-AT-TT	TFL	SACK	INT	PD	F/R
2023	3/0	1-1-2	0.5-1	0.5-1	0	0	0/0
2024	3/0	1-0-1	1.0-1	0.0-0	0	0	0/0
TOTAL	6/0	2-1-3	1.5-2	0.5-1	0	0	0/0



DONOVAN MCINTOSH CB • 6-3 • 190 • Fr.-RS
St. Louis, Mo. • St. Mary's

- Has seen his first-career action in each of the first 3 games of 2024 after he redshirted the 2023 season.
- Regarded as the 42nd-best CB in the Class of 2023 by On3.

MCINTOSH'S GAME-BY-GAME STATS

Date	Opponent	UA-AT-TT	TFL	SACK	INT	PD	F/R
9/13/24	ARIZONA	1-0-1	0.0-0	0.0-0	0	0	0/0

Bold Italics denotes career high



KEAGAN JOHNSON WR • 6-0 • 206 • Jr.-1L
Bellevue, Neb. • Univ. of Iowa

★ East-West Shrine Bowl watch list

- Played in 11 games with 5 starts last year after transferring in from Iowa, while he has started each of the first 3 games this year.
- Hauled in a career-high 7 passes last year at Texas, including his first TD as a Wildcat.
- Rated as an athlete by On3, which placed him No. 19 nationally in the Class of 2021.

8

JOHNSON'S GAME-BY-GAME RECEIVING

Date	Opponent	No	Yds	TD	LG
9/25/21	COLORADO STATE	2	92	1	49
10/9/21	PENN STATE*	2	45	0	42
10/16/21	PURDUE*	2	50	0	38
10/30/21	at Wisconsin*	2	27	0	18
11/6/21	at Northwestern*	5	68	0	26
11/13/21	MINNESOTA*	2	34	1	27
11/20/21	ILLINOIS*	1	12	0	12
11/26/21	at Nebraska*	1	11	0	11
12/4/21	vs. Michigan*	1	13	0	13
9/17/22	NEVADA	2	11	0	7
9/9/23	TROY	3	25	0	17
9/16/23	at Missouri	1	2	0	2
9/23/23	UCF	2	15	0	9
10/6/23	at Oklahoma State	2	31	0	20
11/4/23	at Texas*	7	70	1	20
11/11/23	BAYLOR*	3	31	0	13
11/18/23	at Kansas*	2	17	1	11
11/25/23	IOWA STATE	1	5	0	5
12/28/23	vs. NC State*	3	31	0	16
8/31/24	UT MARTIN*	1	6	0	6
9/7/24	at Tulane*	3	51	0	33
9/13/24	ARIZONA*	2	22	0	16

2021-22 Seasons at Iowa

* denotes game started; *Bold Italics* denotes career high

JOHNSON'S GAME-BY-GAME RUSHING

Date	Opponent	No	Yds	TD	LG
10/30/21	at Wisconsin*	1	12	0	12
11/13/21	MINNESOTA*	1	0	0	0
11/26/21	at Nebraska*	1	-4	0	0
9/16/23	at Missouri	1	4	0	4
10/14/23	at Texas Tech	1	13	0	13
10/21/23	TCU*	2	6	0	6
11/4/23	at Texas*	1	2	0	2
11/11/23	BAYLOR*	1	1	0	1
11/25/23	IOWA STATE	1	1	0	1
12/28/23	vs. NC State*	1	-1	0	0
9/7/24	at Tulane*	1	8	0	8

2021-22 Seasons at Iowa

* denotes game started; *Bold Italics* denotes career high

JOHNSON'S CAREER RECEIVING STATS

Year	G/S	NO	YDS	AVG	TD	LG
2021*	13/9	18	352	19.6	2	49
2022*	2/0	2	11	5.5	0	7
2023	11/5	24	227	9.5	2	20
2024	3/3	6	79	13.2	0	33
TOTAL	29/17	50	669	13.4	4	49

* at Iowa

JOHNSON'S CAREER RUSHING STATS

Year	G/S	NO	YDS	AVG	TD	LG
2021*	13/9	3	8	2.7	0	12
2023	11/5	8	26	3.3	0	13
2024	3/3	1	8	8.0	0	8
TOTAL	29/17	12	42	3.5	0	13

* at Iowa

- Led the Cats and ranked 6th in the Big 12 with 13 passes defended last year as he recorded at least one pass defended in 9 of his 12 games.

PARRISH'S GAME-BY-GAME STATS

Date	Opponent	UA-AT-TT	TFL	SACK	INT	PD	F/R
9/3/22	SOUTH DAKOTA	1-0-1	0.0-0	0.0-0	0	0	0/0
10/1/22	TEXAS TECH	1-0-1	0.0-0	0.0-0	0	0	0/0
10/22/22	at TCU	0-1-1	0.0-0	0.0-0	0	1	0/0
10/29/22	OKLAHOMA STATE	2-0-2	0.0-0	0.0-0	0	0	0/0
11/5/22	TEXAS	1-0-1	0.0-0	0.0-0	0	0	0/1
11/12/22	at Baylor	1-0-1	0.0-0	0.0-0	0	0	0/0
11/19/22	at West Virginia	2-1-3	0.0-0	0.0-0	0	1	0/0
12/3/22	vs. TCU	3-1-4	0.0-0	0.0-0	0	1	0/0
9/2/23	SEMO*	3-0-3	0.0-0	0.0-0	0	1	0/0
9/9/23	TROY*	3-0-3	0.0-0	0.0-0	0	2	0/0
9/16/23	at Missouri*	3-1-4	0.0-0	0.0-0	0	1	0/0
9/23/23	UCF*	0-0-0	0.0-0	0.0-0	1	2	0/0
10/14/23	at Texas Tech*	5-1-6	0.0-0	0.0-0	0	1	0/0
10/21/23	TCU*	5-1-6	0.0-0	0.0-0	0	1	0/0
10/28/23	HOUSTON*	1-0-1	0.0-0	0.0-0	0	1	0/0
11/4/23	at Texas*	4-2-6	0.0-0	0.0-0	2	3	0/0
11/11/23	BAYLOR*	4-0-4	1.0-1	0.0-0	0	0	0/0
11/18/23	at Kansas*	3-0-3	0.0-0	0.0-0	0	0	0/0
11/25/23	IOWA STATE*	2-0-2	1.0-1	0.0-0	0	0	0/0
12/28/23	vs. NC State*	4-2-6	0.5-1	0.5-1	1	1	0/0
8/31/24	UT MARTIN*	3-0-3	0.0-0	0.0-0	0	0	0/0
9/7/24	at Tulane	5-1-6	1.0-3	0.0-0	0	0	0/0
9/13/24	ARIZONA*	7-1-8	0.0-0	0.0-0	0	0	0/0

* denotes game started; *Bold Italics* denotes career high

PARRISH'S CAREER STATS

Year	G/S	UA-AT-TT	TFL	SACK	INT	PD	F/R
2022	14/0	11-3-14	0.0-0	0.0-0	0	3	0/1
2023	12/12	37-7-44	2.5-3	0.5-1	4	13	0/0
2024	3/3	15-2-17	1.0-3	0.0-0	0	0	0/0
TOTAL	29/15	63-12-75	3.5-6	0.5-1	4	16	0/1



TRE SPIVEY WR • 6-4 • 217 • Fr.-RS
Chandler, Ariz. • Hamilton

- Has recorded a catch in each of the first 3 games of 2024, including the opener vs. UT Martin when he had a career-high 26 yds.
- Played in 2 games last year, retaining his redshirt.
- Viewed as the 70th-best WR in the Class of 2023 by 247Sports.
- Son of Junior Spivey, a Major Leaguer for five seasons with Arizona, Milwaukee and Washington.

SPIVEY'S GAME-BY-GAME STATS

Date	Opponent	No	Yds	TD	LG
9/2/23	SEMO	1	24	0	24
8/31/24	UT MARTIN	2	26	0	22
9/7/24	at Tulane	2	12	0	10
9/13/24	ARIZONA	1	3	0	3

Bold Italics denotes career high

SPIVEY'S CAREER RECEIVING STATS

Year	G/S	NO	YDS	AVG	TD	LG
2023	2/0	1	24	24.0	0	24
2024	3/0	5	41	8.2	0	22
TOTAL	5/0	6	65	10.8	0	24

9

12

10



JACOB PARRISH CB • 5-10 • 198 • Jr.-2L
Olathe, Kan. • Olathe North

★ East-West Shrine Bowl watch list

- Has started 15 games over the last 2 seasons.
- Set a career high in tackles with 8 vs. Arizona.
- Earned All-Big 12 honors in 2023 when he tied for 4th in the Big 12 and 19th nationally with 4 INTs.



12

NICKENDRE STIGER

S • 5-11 • 187 • Sr.-SQ
Wichita, Kan. • Butler CC

- Carded his second-career pass breakup in the 2024 opener vs. UT Martin, while he had a career-high 2 tackles vs. Arizona.
Played in 3 games in both 2022 and 2023 and the first 3 games this year.

STIGER'S GAME-BY-GAME STATS

Table with columns: Date, Opponent, UA-AT-TT, TFL, SACK, INT, PD, F/R. Rows include games against South Dakota, Missouri, West Virginia, TCU, UT Martin, and Arizona.

Bold Italics denotes career high

STIGER'S CAREER STATS

Table with columns: Year, G/S, UA-AT-TT, TFL, SACK, INT, PD, F/R. Rows for 2022, 2023, 2024, and a TOTAL row.



14

DANTE CEPHAS

WR • 6-0 • 193 • Sr.-TR
Pittsburgh, Pa. • Penn State Univ.

- Senior Bowl watch list
East-West Shrine Bowl watch list

- Transferred to K-State from Penn State prior to spring practices.
Ranks 16th nationally among active players in career rec yds, 16th in catches and 25th in yds/catch.
Played in 42 career games with 31 starts over parts of 5 seasons at Kent State and Penn State.
Played at Kent State under current K-State WR coach Matthew Middleton.
Left Kent State following the 2022 season ranking 3rd in school history in career receiving yds (2,139), 4th in catches (145) and tied for 7th in receiving TDs (12).
Earned First Team All-MAC honors in both 2021 and 2022.

CEPHAS' GAME-BY-GAME RECEIVING

Table with columns: Date, Opponent, No, Yds, TD, LG. Rows include games against Toledo, Eastern Michigan, Bowling Green, Akron, Buffalo, Texas A&M, VMI, Iowa, Maryland, Bowling Green, Buffalo, Western Michigan, Ohio, Northern Illinois, and Central Michigan.

Table with columns: Date, Opponent, No, Yds, TD, LG. Rows include games against Akron, Miami (Ohio), Northern Illinois, Wyoming, Washington, Oklahoma, Long Island, Georgia, Ohio, Miami (Ohio), Toledo, Akron, Bowling Green, West Virginia, Delaware, Illinois, Iowa, Northwestern, Ohio State, Indiana, Maryland, Michigan, Michigan State, and Arizona.

2019-22 Seasons at Kent State; 2023 Season at Penn State

*denotes game started; Bold Italics denotes career high

CEPHAS' GAME-BY-GAME RUSHING

Table with columns: Date, Opponent, No, Yds, TD, LG. Rows include games against Buffalo, Oklahoma, and Miami (Ohio).

2019-22 Seasons at Kent State

*denotes game started; Bold Italics denotes career high

CEPHAS' CAREER RECEIVING STATS

Table with columns: Year, G/S, NO, YDS, AVG, TD, LG. Rows for 2019, 2020, 2021, 2022, 2023, 2024, and a TOTAL row.

* at Kent State | ^ at Penn State

CEPHAS' CAREER RUSHING STATS

Table with columns: Year, G/S, NO, YDS, AVG, TD, LG. Rows for 2020, 2022, and a TOTAL row.

* at Kent State



17

CHRIS TENNANT

K • 6-5 • 226 • Sr.-3L
Shawnee, Kan. • Mill Valley

- Has served as the primary place kicker over parts of the last 3 years, including the 2023 season when he earned All-Big 12 accolades.
Ranks 5th in school history in career extra point % (97.3), while he is tied for 5th with 2 FGs of at least 50 yds... Also ranks 6th in career extra points made (108), 7th in career extra points attempted (111) and 10th in career FGs attempted (43).
Is one FG shy of entering the school's career top-10 list.
Enters Week 4 ranked 26th nationally and tied for 4th in the Big 12 in FGs/gm (1.67), while he is 4th in the Big 12 in kick scoring (9.33 pts/gm).
Ranks 16th nationally among active players with 6.8 career points per game, while he is 21st in career extra points and 34th in FGs.
A two-time Academic All-Big 12 performer.

TENNANT'S GAME-BY-GAME KICKING

Table with columns: Date, Opponent, FGM-A, Sequence, XPM-A. Rows include games against TCU, Kansas, West Virginia, Baylor, Texas, South Dakota, Missouri, Tulane, Oklahoma, Texas Tech, Iowa State, TCU, SEMO, Troy, Missouri, UCF, Oklahoma State, Texas Tech, TCU, Houston, Texas, Baylor, Kansas, Iowa State, vs. NC State, UT Martin, Tulane, and Arizona.

(I) Indicates made FG

Bold Italics denotes career high

TENNANT'S CAREER STATS

Table with columns: Year, FGM-A, PCT., 1-19, 20-29, 30-39, 40-49, 50+. Rows for 2021, 2022, 2023, 2024, and a TOTAL row.



18

WESLEY FAIR

S • 6-1 • 200 • Fr.-RS
Wichita, Kan. • Wichita Collegiate

- Played in 3 contests a year ago to retain his redshirt, while he has also seen time in the first 3 games of 2024.
Saw action as both a reserve S and on kickoff coverage last year.

FAIR'S GAME-BY-GAME STATS

Table with columns: Date, Opponent, UA-AT-TT, TFL, SACK, INT, PD, F/R. Rows include games against SEMO, vs. NC State, and UT Martin.

Bold Italics denotes career high

FAIR'S CAREER STATS

Table with columns: Year, G/S, UA-AT-TT, TFL, SACK, INT, PD, F/R. Rows for 2023, 2024, and a TOTAL row.



19

VJ PAYNE

S • 6-3 • 211 • Jr.-2L
Gainesville, Ga. • Buford

- Has started 20 games over the last 3 seasons, including each of the last 19 contests.
- Sealed the victory at Tulane with an INT in the end zone with 5 seconds remaining.
- Tied for 3rd on the team last year with 57 tackles.
- Carded his first-career INT last year at Texas Tech, a one-handed pick that led to a K-State TD on the next play.

PAYNE'S GAME-BY-GAME STATS

Date	Opponent	UA-AT-TT	TFL	SACK	INT	PD	F/R
9/17/22	TULANE	0-1-1	0.0-0	0.0-0	0	0	0/0
9/24/22	at Oklahoma	1-0-1	0.0-0	0.0-0	0	0	0/0
10/8/22	at Iowa State	0-1-1	0.0-0	0.0-0	0	0	0/0
11/19/22	at West Virginia	1-1-2	0.0-0	0.0-0	0	0	0/0
11/26/22	KANSAS*	7-1-8	0.0-0	0.0-0	0	0	0/0
12/3/22	vs. TCU*	3-1-4	0.0-0	0.0-0	0	0	0/0
12/31/22	vs. Alabama*	6-4-10	1.0-4	1.0-4	0	0	0/0
9/2/23	SEMO*	2-0-2	0.0-0	0.0-0	0	0	0/0
9/9/23	TROY*	5-0-5	0.0-0	0.0-0	0	1	0/0
9/16/23	at Missouri*	2-2-4	1.0-2	0.0-0	0	0	0/0
9/23/23	UCF*	1-0-1	0.0-0	0.0-0	0	0	0/1
10/6/23	at Oklahoma State*	4-2-6	1.0-3	0.0-0	0	0	0/0
10/14/23	at Texas Tech*	3-0-3	0.0-0	0.0-0	1	1	0/0
10/21/23	TCU*	4-0-4	0.0-0	0.0-0	0	0	0/0
10/28/23	HOUSTON*	2-0-2	0.0-0	0.0-0	0	1	0/0
11/4/23	at Texas*	4-2-6	0.0-0	0.0-0	0	1	0/0
11/11/23	BAYLOR*	4-0-4	0.0-0	0.0-0	0	0	0/0
11/18/23	at Kansas*	5-0-5	1.0-1	0.0-0	0	0	0/0
11/25/23	IOWA STATE*	1-4-5	0.0-0	0.0-0	0	0	0/0
12/28/23	vs. NC State*	7-3-10	0.0-0	0.0-0	0	0	0/0
8/31/24	UT MARTIN*	3-1-4	0.0-0	0.0-0	0	0	0/0
9/7/24	at Tulane*	5-2-7	1.0-1	0.0-0	1	1	1/0
9/13/24	ARIZONA*	1-0-1	0.0-0	0.0-0	0	0	0/0

*denotes game started; **Bold Italics** denotes career high

PAYNE'S CAREER STATS

Year	G/S	UA-AT-TT	TFL	SACK	INT	PD	F/R
2022	14/4	18-9-27	1.0-4	1.0-4	0	0	0/0
2023	13/13	44-13-57	3.0-6	0.0-0	1	4	0/1
2024	3/3	9-3-11	1.0-1	0.0-0	1	1	1/0
TOTAL	30/20	71-25-95	5.0-11	1.0-4	2	5	1/1



20

ALEC MARENGO

LB • 6-2 • 234 • Sr.-TR
El Paso, Texas • Univ. of New Mexico

- Transferred to K-State after playing in 27 career games with 13 starts at New Mexico, and his played in his first game as a Wildcat at Tulane.
- Earned All-Mountain West honors in 2023 when he led the Lobos with 66 tackles.

MARENGO'S GAME-BY-GAME STATS

Date	Opponent	UA-AT-TT	TFL	SACK	INT	PD	F/R
9/18/21	at Texas A&M	0-1-1	0.0-0	0.0-0	0	0	0/0
10/2/21	AIR FORCE	1-0-1	0.0-0	0.0-0	0	0	0/0
10/9/21	at San Diego State	1-0-1	0.0-0	0.0-0	0	0	0/0
11/6/21	UNLV	0-1-1	0.0-0	0.0-0	0	0	0/0
9/3/22	MAINE	2-1-3	0.0-0	0.0-0	0	0	0/0
9/9/22	BOISE STATE	2-2-4	0.0-0	0.0-0	0	0	0/0
9/17/22	UTEP	3-0-3	0.0-0	0.0-0	0	0	0/0
9/24/22	at LSU*	1-8-9	0.0-0	0.0-0	0	0	0/0
9/30/22	at UNLV*	5-1-6	0.0-0	0.0-0	0	0	0/0
10/8/22	WYOMING*	0-1-1	0.0-0	0.0-0	0	0	0/0
9/2/23	at Texas A&M*	1-0-1	0.0-0	0.0-0	0	0	0/0
9/9/23	TENNESSEE TECH	3-1-4	0.0-0	0.0-0	0	1	0/0
9/16/23	NEW MEXICO STATE*	4-1-5	0.0-1	0.5-1	0	0	0/0
9/23/23	at UMass*	1-11-12	0.0-0	0.0-0	0	0	0/0
9/30/23	at Wyoming*	4-5-9	0.0-0	0.0-0	0	0	0/0
10/14/23	SAN JOSE STATE*	3-2-5	1.5-2	0.0-0	0	1	0/0
10/21/23	HAWAII*	2-1-3	0.0-0	0.0-0	0	1	0/0
10/28/23	at Nevada*	3-1-4	0.0-0	0.0-0	0	0	0/0
11/4/23	UNLV	2-2-4	0.0-0	0.0-0	0	0	0/0
11/11/23	at Boise State*	2-2-4	0.0-0	0.0-0	0	0	0/0
11/18/23	at Fresno State	0-4-4	0.5-1	0.0-0	0	0	0/0
11/24/23	UTAH STATE*	7-4-11	1.0-2	0.0-0	0	0	1/0

2021-23 Seasons at New Mexico

*denotes game started; **Bold Italics** denotes career high

MARENGO'S CAREER STATS

Year	G/S	UA-AT-TT	TFL	SACK	INT	PD	F/R
2021*	9/0	2-2-4	0.0-0	0.0-0	0	0	0/0
2022*	6/3	13-13-26	0.0-0	0.0-0	0	0	0/0
2023*	12/10	32-34-66	3.5-6	0.5-1	0	3	1/0
TOTAL	28/13	47-49-96	3.5-6	0.5-1	0	3	1/0

*at New Mexico



21

MARQUES SIGLE

S • 6-0 • 197 • Sr.-1L
Omaha, Neb. • North Dakota State Univ.

- ★ Senior Bowl watch list
- ★ East-West Shrine Bowl watch list
- Ranks 21st nationally among active players with 3.73 solo tackles/game.
- Tied for team-high honors with 63 tackles last year en route to All-Big 12 honors, a year after transferring in from North Dakota State.
- Also earned votes for the 2023 Big 12 Defensive Newcomer of the Year award.
- Ranked 2nd on the team in 2023 with 10 passes defended.
- Carded his first INT as a Wildcat at KU, a 4th-quarter pick in the end zone that helped seal a 4-point win.
- Named to the 2021 Missouri Valley Football Conference All-Newcomer team.
- Voted a team captain for the 2024 season.

SIGLE'S GAME-BY-GAME STATS

Date	Opponent	UA-AT-TT	TFL	SACK	INT	PD	F/R
3/6/21	at Missouri State	0-1-1	0.0-0	0.0-0	0	0	0/0
9/11/21	VALPARAISO	1-1-2	0.0-0	0.0-0	0	0	0/0
9/18/21	at Towson	3-0-3	0.0-0	0.0-0	0	1	1/0
10/30/21	INDIANA STATE	3-1-4	0.0-0	0.0-0	1	1	0/0
11/13/21	at Youngstown State	2-1-3	0.0-0	0.0-0	0	1	0/0
11/20/21	SOUTH DAKOTA	1-0-1	0.0-0	0.0-0	0	0	0/0
12/4/21	SOUTHERN ILLINOIS	1-1-2	0.0-0	0.0-0	0	1	0/0
12/11/21	E. TENNESSEE STATE	1-1-2	0.0-0	0.0-0	0	1	0/0
12/17/21	JAMES MADISON	2-1-3	0.0-0	0.0-0	0	0	0/0
1/8/22	vs. Montana State	1-2-3	0.0-0	0.0-0	0	0	0/0
9/3/22	DRAKE	2-1-3	0.0-0	0.0-0	1	1	0/0
9/10/22	N. CAROLINA A&T	2-3-5	0.0-0	0.0-0	0	0	0/0
9/17/22	at Arizona	1-0-1	0.0-0	0.0-0	0	0	0/0
9/24/22	at South Dakota	2-0-2	0.0-0	0.0-0	0	0	0/0

10/1/22	YOUNGSTOWN STATE	1-0-1	0.0-0	0.0-0	0	0	0/0
10/8/22	at Indiana State	1-2-3	0.0-0	0.0-0	0	1	0/0
10/15/22	SOUTH DAKOTA STATE	2-1-3	1.0-8	1.0-8	0	0	1/0
10/29/22	ILLINOIS STATE	1-1-2	0.0-0	0.0-0	0	1	0/0
11/5/22	at Western Illinois	0-0-0	0.0-0	0.0-0	1	1	0/0
11/12/22	at Southern Illinois	1-4-5	0.0-0	0.0-0	0	1	0/0
11/19/22	NORTH DAKOTA	2-0-2	0.0-0	0.0-0	0	0	0/0
9/9/23	TROY*	2-0-2	0.0-0	0.0-0	0	0	0/0
9/16/23	at Missouri*	6-2-8	1.0-3	0.0-0	0	1	0/0
9/23/23	UCF*	6-0-6	0.0-0	0.0-0	0	0	0/0
10/6/23	at Oklahoma State*	4-3-7	0.0-0	0.0-0	0	1	0/0
10/14/23	at Texas Tech*	5-1-6	1.0-7	0.0-0	0	1	0/0
10/21/23	TCU*	1-2-3	0.0-0	0.0-0	0	0	0/0
10/28/23	HOUSTON*	5-2-7	1.0-1	0.0-0	0	0	0/0
11/4/23	at Texas*	5-3-8	0.0-0	0.0-0	0	1	0/0
11/11/23	BAYLOR*	4-0-4	0.0-0	0.0-0	0	2	0/0
11/18/23	at Kansas*	4-0-4	0.0-0	0.0-0	1	1	0/0
11/25/23	IOWA STATE*	3-2-5	0.0-0	0.0-0	0	1	0/0
12/28/23	vs. NC State*	2-1-3	0.0-0	0.0-0	0	2	0/0
8/31/24	UT MARTIN*	1-0-1	1.0-4	0.0-0	0	0	0/0
9/7/24	at Tulane*	5-0-5	0.0-0	0.0-0	0	0	0/0
9/13/24	ARIZONA*	3-0-3	0.0-0	0.0-0	0	0	0/0

2020-22 Seasons at North Dakota State

*denotes game started; **Bold Italics** denotes career high

SIGLE'S CAREER STATS

Year	G/S	UA-AT-TT	TFL	SACK	INT	PD	F/R
2020*	1/0	0-1-1	0.0-0	0.0-0	0	0	0/0
2021*	13/0	15-8-23	0.0-0	0.0-0	1	5	1/0
2022*	11/0	15-12-27	1.0-8	1.0-8	2	5	1/0
2023	12/12	47-16-63	3.0-11	0.0-0	1	10	0/0
2024	3/3	9-0-9	1.0-4	0.0-0	0	0	0/0
TOTAL	40/15	86-37-123	5.0-23	1.0-8	4	20	2/0

*at North Dakota State



23

ASA NEWSOM

LB • 6-3 • 228 • Fr.-RS
Waverly, Iowa • Waverly-Shell Rock

- Saw action in each of the first 4 games of 2023 before suffering a season-ending injury as he retained his redshirt
- Missed the 2024 opener but returned for the last 2 contests, including a career-high tying 20 defensive snaps vs. Arizona.

NEWSOM'S GAME-BY-GAME STATS

Date	Opponent	UA-AT-TT	TFL	SACK	INT	PD	F/R
9/2/23	SEMO	4-0-4	0.0-0	0.0-0	0	0	0/0
9/9/23	TROY	0-1-1	0.5-0	0.0-0	0	0	0/0

Bold Italics denotes career high

NEWSOM'S CAREER STATS

Year	G/S	UA-AT-TT	TFL	SACK	INT	PD	F/R
2023	4/0	4-1-5	0.5-0	0.0-0	0	0	0/0
TOTAL	6/0	4-1-5	0.5-0	0.0-0	0	0	0/0



26

TERRY KIRKSEY JR.
LB • 6-3 • 228 • Jr.-RS
Theodore, Ala. • Hutchinson CC

- Played last season vs. SEMO as he retained his redshirt, while he has also seen time in the first 2 games of 2024.
- Regarded as the 21st-best overall CC prospect in the Class of 2023 by On3, while he was rated the 3rd best LB by On3, 247Sports and ESPN.
- A 2022 NJCAA Honorable Mention All-America honoree.



27

DANIEL COBBS
S • 5-10 • 190 • So.-RS
Fort Worth, Texas • Tyler JC

- Played in 3 games at both safety and on special teams in 2023 as he retained his redshirt.
- Also saw time in the 2024 opener vs. UT Martin and vs. Arizona.



28

REX VAN WYHE
LB • 6-5 • 239 • So.-RS
Rock Rapids, Iowa • Iowa Central CC

- Set a career high with 4 tackles in the 2024 opener vs. UT Martin and tied that mark vs. Arizona.
- Played in 4 games last year as he retained his redshirt.
- Had his first TFL last vs. Baylor, while he had another at Tulane.


VAN WYHE'S GAME-BY-GAME STATS

Date	Opponent	UA-AT-TT	TFL	SACK	INT	PD	F/R
10/21/23	TCU	0-1-1	0.0-0	0.0-0	0	1	0/0
11/11/23	BAYLOR	3-0-3	1.0-1	0.0-0	0	0	0/0
8/31/24	UT MARTIN	2-2-4	0.5-2	0.0-0	0	0	0/0
9/7/24	at Tulane	2-0-2	1.0-1	0.0-0	0	0	0/0
9/13/24	ARIZONA	3-1-4	0.0-0	0.0-0	0	0	0/0

Bold Italics denotes career high

VAN WYHE'S CAREER STATS

Year	G/S	UA-AT-TT	TFL	SACK	INT	PD	F/R
2023	4/0	3-1-4	1.0-1	0.0-0	0	1	0/0
2024	3/0	7-3-10	1.5-5	0.0-0	0	0	0/0
TOTAL	7/0	10-4-14	2.5-4	0.0-0	0	1	0/0



31

DJ GIDDENS
RB • 6-1 • 212 • Jr.-2L
Junction City, Kan. • Junction City

- ★ Maxwell Award watch list
- ★ Doak Walker Award watch list
- ★ Senior Bowl watch list

- Has started each of the last 16 games dating back to the 2023 opener.
- Has 3 plays from scrimmage of 40 or more yds this season, tied for 3rd in the nation.
- One of those plays was a 45-yd TD reception at Tulane on a 4th and 1 play... It was his 2nd TD catch of 35 or more yds on 4th down (37 yds vs. NC State in Pop-Tarts Bowl).
- Enters Week 4 ranked 14th in the country and 5th in the Big 12 in total rushing yds, while he is and 22nd nationally and 4th in the Big 12 in all-purpose yds/gm (131.0).
- Tied for 2nd in the Big 12 with two 100-yd rushing gms,
- Became the 12th player in school history with 2,000 rushing yds in a career when he hit the mark last week vs. Arizona.
- Was the 3rd-fastest player in school history to 2,000 career rush yds as he hit the mark on his 346th career carry.
- Held a 6-game streak with 100 or more rushing yds, which was tied for the 3rd-longest streak in school history.
- Ranked 2nd in school history in career rushing yds/carry (5.73) – trailing only Darren Sproles (6.11 – 2001-04) – while he is 6th in rushing yds/game (68.9).
- Has 8 career 100-yd rushing games, tied for 10th in school history.
- Ranks 14th nationally among active players in scrimmage yds/gm (88.2) and in rushing yds/carry.
- Started all 13 games at RB a year ago, producing the 19th 1,000-yd rushing season in school history.
- Ranked 18th nationally in total rushing yds in 2023, while he was 27th in all-purpose yds/gm (119.15).
- Finished 5th in the Big 12 in total rushing yds, all-purpose yds/gm and scoring (6.00 pts/gm), while he tied for 6th in rushing TDs and was 7th in rushing yd/gm (94.31) and yds/rush (5.50).
- Finished 10th in K-State history in single-season rushing yds.
- Also ranked 3rd in rushing yds by a sophomore behind Darren Sproles (1,465 yards in 2002) and Deuce Vaughn (1,404 yards in 2021).
- Led all Big 12 RBs in receiving TDs and yds/catch (11.1), while he ranked 2nd in total receiving yds and catches.
- His 11.1-yd rec avg ranked 4th among all RBs in the nation.
- Forced 69 missed tackles on the year according to Pro Football Focus, ranking 7th nationally among Power 5 RBs.
- Set career highs in rushing yds (207), carries (30), rushing TDs (4), catches (8) and receiving yds (86) vs. UCF... It was the first 200-yd, 4-TD rushing game in school history, while it was the 22nd occurrence in Big 12 history but just the second since 2015.

GIDDENS' GAME-BY-GAME RUSHING

Date	Opponent	No	Yds	TD	LG
9/3/22	SOUTH DAKOTA	6	57	1	16
9/10/22	MISSOURI	2	29	1	28
9/17/22	TULANE	9	46	0	17
9/24/22	at Oklahoma	2	13	0	12
10/8/22	at Iowa State	8	32	0	8
10/22/22	at TCU	4	7	0	4
10/29/22	OKLAHOMA STATE	7	44	1	12
11/5/22	TEXAS	2	14	0	9
11/12/22	at Baylor	13	58	1	17
11/19/22	at West Virginia	12	78	1	49
11/26/22	KANSAS	9	44	1	11
12/3/22	vs. TCU	6	29	0	8
12/31/22	vs. Alabama	9	67	0	30
9/2/23	SEMO*	15	128	0	43
9/9/23	TROY*	12	52	0	17
9/16/23	at Missouri*	9	36	0	10

9/23/23	UCF*	30	207	4	36
10/6/23	at Oklahoma State*	16	65	0	14
10/14/23	at Texas Tech*	12	53	0	18
10/21/23	TCU*	9	85	1	23
10/28/23	HOUSTON*	13	96	2	14
11/4/23	at Texas*	9	22	0	8
11/11/23	BAYLOR*	18	115	0	35
11/18/23	at Kansas*	21	102	1	18
11/25/23	IOWA STATE*	31	114	1	15
12/28/23	vs. NC State*	28	151	1	20
8/31/24	UT MARTIN*	13	124	0	48
9/7/24	at Tulane*	19	114	0	57
9/13/24	ARIZONA*	17	86	1	18

*denotes game started; *Bold Italics* denotes career high

GIDDENS' GAME-BY-GAME RECEIVING

Date	Opponent	No	Yds	TD	LG
9/3/22	SOUTH DAKOTA	1	3	0	3
10/22/22	at TCU	1	26	0	26
10/29/22	OKLAHOMA STATE	1	2	0	2
11/12/22	at Baylor	1	11	0	11
11/26/22	KANSAS	1	8	0	8
12/31/22	vs. Alabama	3	48	0	36
9/9/23	TROY*	1	7	0	7
9/16/23	at Missouri*	3	14	0	13
9/23/23	UCF*	8	86	0	24
10/6/23	at Oklahoma State*	4	28	0	14
10/14/23	at Texas Tech*	1	5	0	5
10/21/23	TCU*	2	75	1	67
10/28/23	HOUSTON*	2	25	0	23
11/4/23	at Texas*	3	23	0	17
11/11/23	BAYLOR*	2	19	1	18
11/18/23	at Kansas*	2	4	0	4
12/28/23	vs. NC State*	1	37	1	37
8/31/24	UT MARTIN*	3	6	0	5
9/7/24	at Tulane*	4	63	1	45

*denotes game started; *Bold Italics* denotes career high

GIDDENS' CAREER RUSHING STATS

YEAR	G/S	NO	YDS	AVG	TD	LG
2022	14/0	89	518	5.8	6	49
2023	13/13	223	1,226	5.5	10	43
2024	3/3	49	324	6.6	1	51
TOTAL	30/16	361	2,068	5.7	17	51

GIDDENS' CAREER RECEIVING STATS

YEAR	G/S	NO	YDS	AVG	TD	LG
2022	14/0	8	98	12.3	0	36
2023	13/13	29	323	11.1	3	61
2024	3/3	7	69	9.9	1	45
TOTAL	30/16	44	490	11.1	4	61



32

DESMOND PURNELL
LB • 6-0 • 236 • Jr.-2L
Topeka, Kan. • Hayden

- Was all over the field in the 2024 season opener vs. UT Martin, recording a team-leading and career-high tying 7 tackles, which included a career-high 1.5 TFLs.
- Started all 13 games last year en route to All-Big 12 accolades.
- Finished 5th on the team in 2023 with 52 tackles as he tallied at least 5 tackles in 5 of the final 7 games.
- Tied for 19th in the nation in fumble recoveries, while he tied for 2nd in the Big 12 in both fumble recoveries and forced fumbles.
- One of his fumble recoveries was returned 15 yds for a TD vs. Baylor.
- A two-time First Team Academic All-Big 12 performer.



PURNELL'S GAME-BY-GAME STATS

Date	Opponent	UA-AT-TT	TFL	SACK	INT	PD	F/R
9/3/22	SOUTH DAKOTA	1-2-3	0.5-0	0.0-0	0	0	0/0
9/24/22	at Oklahoma	1-1-2	0.5-0	0.0-0	0	0	0/0
10/1/22	TEXAS TECH	1-1-2	0.0-0	0.0-0	0	0	0/0
10/8/22	at Iowa State	0-3-3	0.0-0	0.0-0	0	2	0/0
10/29/22	OKLAHOMA STATE*	1-0-1	0.0-0	0.0-0	0	0	0/0
11/5/22	TEXAS	1-0-1	0.0-0	0.0-0	0	0	0/0
11/19/22	at West Virginia	1-4-5	0.0-0	0.0-0	0	0	0/0
11/26/22	KANSAS	0-0-0	0.0-0	0.0-0	0	0	0/1
12/3/22	vs. TCU	1-0-1	0.0-0	0.0-0	0	0	0/0
12/31/22	vs. Alabama	2-1-3	0.0-0	0.0-0	0	0	0/0
9/9/23	TROY*	1-3-4	0.0-0	0.0-0	0	1	0/0
9/16/23	at Missouri*	3-2-5	0.0-0	0.0-0	0	0	0/0
9/23/23	UCF*	7-0-7	1.0-1	0.0-0	0	0	1/0
10/6/23	at Oklahoma State*	1-1-2	0.5-1	0.0-0	0	0	0/0
10/14/23	at Texas Tech*	2-2-4	0.0-0	0.0-0	0	0	0/0
10/21/23	TCU*	3-2-5	0.5-4	0.5-4	1	1	0/0
10/28/23	HOUSTON*	2-1-3	0.0-0	0.0-0	0	0	0/1
11/4/23	at Texas*	2-3-5	1.0-2	0.0-0	0	1	0/0
11/11/23	BAYLOR*	4-1-5	0.5-3	0.0-0	0	0	0/1
11/18/23	at Kansas*	4-1-5	0.0-0	0.0-0	0	0	1/0
11/25/23	IOWA STATE*	2-0-2	0.0-0	0.0-0	0	0	1/0
12/28/23	vs. NC State*	4-1-5	1.0-1	0.0-0	0	0	0/0
8/31/24	UT MARTIN*	6-1-7	1.5-2	0.0-0	0	0	0/0
9/4/24	at Tulane*	1-0-1	0.0-0	0.0-0	0	0	0/0
9/13/24	ARIZONA*	2-1-3	1.0-2	0.0-0	0	0	0/0

*denotes game started; **Bold Italics** denotes career high

PURNELL'S CAREER STATS

Year	G/S	UA-AT-TT	TFL	SACK	INT	PD	F/R
2022	14/1	9-12-21	1.0-0	0.0-0	0	2	0/1
2023	13/13	35-17-52	4.5-12	0.5-4	1	3	3/2
2024	3/3	9-2-11	2.5-4	0.0-0	0	0	0/0
TOTAL	30/17	52-31-83	8.0-16	0.5-4	1	5	3/3



JORDAN DUNBAR CB • 6-0 • 196 • Jr.-TR
Tarrytown, N.Y. • Rice Univ.

- Saw action in 25 games over parts of 3 seasons at Rice while also playing in the first 3 games of 2024.
- Redshirted the 2023 season.
- Ranks 27th nationally among active players with 0.68 passes defended per game during his career.
- Earned All-Conference USA honors in 2022 when he started all 12 games and totaled 25 tackles with 10 passes defended, the latter of which tied for 9th in the conference.

DUNBAR'S GAME-BY-GAME STATS

Date	Opponent	UA-AT-TT	TFL	SACK	INT	PD	F/R
9/4/21	at Arkansas*	1-0-1	0.0-0	0.0-0	0	0	0/0
9/11/21	HOUSTON*	4-3-7	0.0-0	0.0-0	0	1	0/0
9/18/21	at Texas*	1-0-1	0.0-0	0.0-0	0	1	0/0
9/25/21	TEXAS SOUTHERN*	3-1-4	0.0-0	0.0-0	0	0	0/0
10/2/21	SOUTHERN MISS*	3-2-5	0.0-0	0.0-0	0	1	0/0
10/16/21	at UTSA*	3-0-3	0.0-0	0.0-0	0	1	0/0
10/23/21	at UAB*	0-0-0	0.0-0	0.0-0	0	1	0/0
10/30/21	NORTH TEXAS*	2-0-2	0.0-0	0.0-0	0	0	0/0
11/6/21	at Charlotte*	1-0-1	0.0-0	0.0-0	0	1	0/0
11/13/21	WESTERN KENTUCKY	1-0-1	0.0-0	0.0-0	0	1	0/0
11/20/21	at UTEP	2-1-3	0.0-0	0.0-0	0	0	0/0
11/27/21	LOUISIANA TECH	2-0-2	0.0-0	0.0-0	0	2	0/0
9/3/22	at USC*	1-0-1	0.0-0	0.0-0	0	0	0/0
9/10/22	McNEESE STATE*	0-0-0	0.0-0	0.0-0	0	1	0/0
9/17/22	LOUISIANA*	3-1-4	0.0-0	0.0-0	0	1	0/0
9/24/22	at Houston*	4-0-4	0.0-0	0.0-0	0	0	0/0
10/1/22	UAB*	2-2-4	0.0-0	0.0-0	0	1	0/0
10/15/22	at Florida Atlantic*	3-0-3	0.0-0	0.0-0	0	1	0/0
10/22/22	at Louisiana Tech*	1-0-1	0.0-0	0.0-0	0	3	0/0

10/29/22	CHARLOTTE*	2-0-2	0.0-0	0.0-0	0	0	0/0
11/3/22	UTEP*	2-1-3	0.0-0	0.0-0	0	0	0/0
11/12/22	at Western Kentucky*	2-0-2	0.0-0	0.0-0	0	0	0/0
11/26/22	at North Texas*	0-0-0	0.0-0	0.0-0	0	1	0/0
12/17/22	vs. Southern Miss*	1-0-1	0.0-0	0.0-0	0	2	0/0
9/7/24	at Tulane	0-1-1	0.0-0	0.0-0	0	0	0/0

2021-22 Seasons at Rice

*denotes game started; **Bold Italics** denotes career high

DUNBAR'S CAREER STATS

Year	G/S	UA-AT-TT	TFL	SACK	INT	PD	F/R
2021*	12/9	23-7-30	0.0-0	0.0-0	0	9	0/0
2022*	12/12	21-4-25	0.0-0	0.0-0	0	10	0/0
2024	3/0	0-1-1	0.0-0	0.0-0	0	0	0/0
TOTAL	28/21	44-12-56	0.0-0	0.0-0	0	19	0/0

*at Rice



SIMON McCLANNAN P • 5-11 • 190 • Fr.-RS
Omaha, Neb. • Millard South

- Serving as the primary punter for the first time in his career.
- Had 2 of his 3 punts downed inside the 10-yd line in the opener.
- Kicked off twice during the season – once at Texas and once against NC State in the Pop-Tarts Bowl – as he retained his redshirt.
- Rated the 23rd-best punter and 45th-best kicker in the Class of 2023 by Kohl's Kicking.

McCLANNAN'S GAME-BY-GAME PUNTING

Date	Opponent	No	Yds	Avg	Lg
8/31/24	UT MARTIN	3	123	41.0	46
9/7/24	at Tulane	5	195	39.0	47
9/13/24	ARIZONA	2	102	51.0	55

Bold Italics denotes career high

McCLANNAN'S CAREER PUNTING STATS

Year	G	No	Yds	Avg	Lg	i20
2024	3	10	420	42.0	55	3
TOTAL	3	10	420	42.0	55	3



JACK FABRIS S • 6-2 • 193 • Fr.-RS
Bogart, Ga. • North Oconee

- Played in 4 games in 2023 – retaining his redshirt – while he also saw significant time in the first 3 games of 2024.
- Returned a fumble 60 yds for a TD at Tulane to break a 27-27 tie, a score that proved to be the difference.
- It was the Wildcats' longest TD on a fumble return since 2010 (Stephen Harrison, 85 yds at KU).
- Son of Jon Fabris, a football coach for 37 years, including two stints as K-State's DE coach from 1997 to 1998 and 2017 to 2018.

FABRIS' GAME-BY-GAME STATS

Date	Opponent	UA-AT-TT	TFL	SACK	INT	PD	F/R
9/2/23	SEMO	2-0-2	0.0-0	0.0-0	0	0	0/0
12/28/23	vs. NC State	1-1-2	0.0-0	0.0-0	0	0	0/0
8/31/24	UT MARTIN	3-0-3	0.0-0	0.0-0	0	0	0/0
9/7/24	at Tulane	1-0-1	0.0-0	0.0-0	0	0	0/1
9/13/24	ARIZONA	1-0-1	0.0-0	0.0-0	0	0	0/0

Bold Italics denotes career high

FABRIS' CAREER STATS

Year	G/S	UA-AT-TT	TFL	SACK	INT	PD	F/R
2023	4/0	3-1-4	0.0-0	0.0-0	0	0	0/0
2024	3/0	5-0-5	0.0-0	0.0-0	0	0	0/1
TOTAL	7/0	8-1-9	0.0-0	0.0-0	0	0	0/4



BRENDAN MOTT DE • 6-5 • 244 • Sr.-12
Iowa City, Iowa • Iowa City West

★ East-West Shrine Bowl watch list

- A Super Senior is returning after earning All-Big 12 honors a year ago.
- Tied for 4th in the Big 12 in sacks/gm (0.83) thanks to at least a half sack in each of the last 3 games.
- Talled 2 forced fumbles last year to tie for 4th in the Big 12.
- Had 6.0 sacks in 2022 to rank 6th in the Big 12, including a career-high 3.0 at West Virginia.
- A two-time First Team Academic All-Big 12 and CSC Academic All-District performer.
- Voted a team captain for the 2024 season.

MOTT'S GAME-BY-GAME STATS

Date	Opponent	UA-AT-TT	TFL	SACK	INT	PD	F/R
10/24/20	KANSAS	1-0-1	0.0-0	0.0-0	0	0	0/0
9/3/22	SOUTH DAKOTA	2-0-2	1.0-7	1.0-7	0	0	0/0
9/10/22	MISSOURI	2-0-2	1.0-14	0.0-0	0	0	0/0
9/17/22	TULANE	1-1-2	0.0-0	0.0-0	0	0	0/0
9/24/22	at Oklahoma*	0-1-1	0.0-0	0.0-0	0	0	0/0
10/1/22	TEXAS TECH*	2-0-2	0.0-0	0.0-0	0	0	0/0
10/8/22	at Iowa State*	1-0-1	1.0-4	1.0-4	0	0	0/0
10/22/22	at TCU*	1-2-3	0.0-0	0.0-0	0	0	0/0
10/29/22	OKLAHOMA STATE*	2-0-2	1.0-12	1.0-12	0	0	0/1
11/5/22	TEXAS*	2-3-5	0.0-0	0.0-0	0	0	0/0
11/12/22	at Baylor	1-0-1	0.0-0	0.0-0	0	1	0/0
11/19/22	at West Virginia*	5-3-8	3.0-23	3.0-23	0	0	0/0
11/26/22	KANSAS*	0-1-1	0.0-0	0.0-0	0	0	0/0
12/3/22	vs. TCU*	0-1-1	0.0-0	0.0-0	0	0	0/0
9/2/23	SEMO*	2-0-2	1.0-1	0.0-0	0	0	0/0
9/9/23	TROY*	1-1-2	0.0-0	0.0-0	0	0	1/0
9/16/23	at Missouri*	0-0-0	0.0-0	0.0-0	0	1	0/0
9/23/23	UCF*	3-0-3	1.0-10	1.0-10	0	0	0/0
10/6/23	at Oklahoma State*	2-2-4	1.0-1	0.0-0	0	0	0/0
10/14/23	at Texas Tech*	4-0-4	0.0-0	0.0-0	0	0	0/0
10/21/23	TCU*	1-0-1	0.0-0	0.0-0	0	0	0/0
11/4/23	at Texas*	1-0-1	1.0-2	0.0-0	0	1	1/0
11/11/23	BAYLOR*	1-1-2	0.5-3	0.0-0	0	0	0/0
11/18/23	at Kansas*	5-0-5	0.0-0	0.0-0	0	0	0/0
11/25/23	IOWA STATE*	1-1-2	0.0-0	0.0-0	0	0	0/0
12/28/23	vs. NC State*	0-1-1	0.0-0	0.0-0	0	0	0/0
8/31/24	UT MARTIN*	1-3-4	1.0-7	0.5-4	0	0	0/0
9/7/24	at Tulane*	2-1-3	1.0-2	1.0-2	0	0	0/0
9/13/24	ARIZONA*	1-0-1	1.0-5	1.0-5	0	0	0/0

*denotes game started; **Bold Italics** denotes career high



MOTT'S CAREER STATS

Year	G/S	UA-AT-TT	TFL	SACK	INT	PD	F/R
2020	1/0	1-0-1	0.0-0	0.0-0	0	0	0/0
2022	14/10	19-12-31	7.0-60	6.0-46	0	1	0/1
2023	13/13	21-6-27	4.5-17	1.0-10	0	2	2/0
2024	3/3	4-4-8	3.0-14	2.5-11	0	0	0/0
TOTAL	32/26	45-22-67	14.5-91	9.5-67	0	3	2/1



TRAVIS BATES

DE • 6-3 • 265 • So.-TR
Tomball, Texas • Austin Peay Univ.

- Transferred to K-State prior to spring practices after spending the last 2 seasons at Austin Peay.
- Carded a sack and a forced fumble in the 2024 opener vs. UT Martin.
- Earned Freshman All-America honors from Phil Steele as a redshirt FR in 2023.

BATES' GAME-BY-GAME STATS

Date	Opponent	UA-AT-TT	TFL	SACK	INT	PD	F/R
9/2/23	at Southern Illinois*	0-2-2	0.5-4	0.5-4	0	0	0/0
9/9/23	at Tennessee*	2-2-4	0.5-1	0.0-0	0	0	0/0
9/16/23	E. TENNESSEE STATE*	0-4-4	0.5-1	0.0-0	0	0	0/0
9/23/23	at Stephen F. Austin*	1-3-4	0.0-0	0.0-0	0	1	0/0
10/28/23	NORTH ALABAMA	0-1-1	0.0-0	0.0-0	0	0	0/0
11/4/23	at Eastern Kentucky*	6-0-6	2.0-6	1.0-2	0	1	0/0
11/11/23	UTAH TECH*	0-3-3	1.0-5	0.5-3	0	0	0/0
11/18/23	CENTRAL ARKANSAS*	1-2-3	1.0-4	1.0-4	0	0	0/0
11/25/23	CHATTAHOOGA*	1-4-5	0.0-0	0.0-0	0	0	0/0
8/31/24	UT MARTIN	1-0-1	1.0-12	1.0-12	0	0	1/0

2023 Season at Austin Peay

* denotes game started; **Bold Italics** denotes career high

BATES' CAREER STATS

Year	G/S	UA-AT-TT	TFL	SACK	INT	PD	F/R
2023*	10/9	11-21-32	5.5-21	3.0-13	0	2	0/0
2024	3/0	1-0-1	1.0-12	1.0-12	0	0	1/0
TOTAL	13/9	12-21-33	6.5-33	4.0-25	0	2	0/0

* at Austin Peay



AUSTIN MOORE

LB • 6-1 • 220 • Sr.-4L
Louisburg, Kan. • Louisburg

- ★ Bednarik Award watch list
- ★ Wuerffel Trophy watch list

- A Super Senior who has started each of the last 30 games dating back to the first game of the 2022 season.
- Ranks 25th nationally among active players with 28.0 career TFLs.
- Earned All-Big 12 honors each of the last 2 years, including second-team accolades a year ago.
- Also picked up votes for the 2023 Big 12 Def. Player of the Year award.
- Tied for team-high honors last year with 63 tackles and led the team with 87 tackles in 2022.
- A four-time First Team Academic All-Big 12 performer and two-time CSC Academic All-District selection.
- Voted a team captain in both 2023 and 2024.

MOORE'S GAME-BY-GAME STATS

Date	Opponent	UA-AT-TT	TFL	SACK	INT	PD	F/R
9/26/20	at Oklahoma	0-1-1	0.0-0	0.0-0	0	0	0/0
10/24/20	KANSAS	3-0-3	0.0-0	0.0-0	0	0	0/0
9/11/21	SOUTHERN ILLINOIS	1-1-2	0.0-0	0.0-0	0	0	0/0
10/23/21	at Texas Tech	1-0-1	0.0-0	0.0-0	0	0	0/0
10/30/21	TCU	2-1-3	1.0-1	0.0-0	0	0	0/0
11/6/21	at Kansas*	4-1-5	0.5-1	0.0-0	0	0	0/0
11/13/21	WEST VIRGINIA	0-1-1	0.5-1	0.0-0	0	0	0/0
11/20/21	BAYLOR	1-1-2	0.5-1	0.0-0	0	0	0/0
11/25/21	at Texas	1-0-1	0.0-0	0.0-0	0	0	0/0
1/4/22	vs. LSU	2-1-3	0.5-0	0.0-0	0	0	0/0
9/3/22	SOUTH DAKOTA*	3-2-5	0.5-1	0.0-0	0	0	0/0
9/10/22	MISSOURI*	4-2-6	2.0-2	0.0-0	0	0	0/0
9/17/22	TULANE*	6-2-8	2.0-5	1.0-3	0	0	0/0
9/24/22	at Oklahoma*	4-5-9	0.5-3	0.5-3	0	0	0/0
10/1/22	TEXAS TECH*	6-1-7	1.0-1	0.0-0	1	2	0/0
10/8/22	at Iowa State*	4-2-6	1.0-4	0.0-0	0	2	0/0
10/22/22	at TCU*	5-4-9	0.0-0	0.0-0	0	0	1/0
10/29/22	OKLAHOMA STATE*	5-0-5	0.0-0	0.0-0	0	0	1/0
11/5/22	TEXAS*	4-2-6	0.0-0	0.0-0	0	0	0/0
11/12/22	at Baylor*	6-2-8	0.0-0	0.0-0	0	0	0/0
11/19/22	at West Virginia*	2-3-5	1.0-5	0.0-0	0	0	0/0
11/26/22	KANSAS*	6-2-8	1.0-4	0.0-0	0	0	0/0
12/3/22	vs. TCU*	1-2-3	1.0-5	0.0-0	0	1	0/1
12/31/22	vs. Alabama*	1-1-2	0.0-0	0.0-0	0	0	0/0
9/2/23	SEMO*	3-3-6	3.0-6	1.0-4	0	0	0/0
9/9/23	TROY*	5-1-6	2.0-3	0.0-0	0	0	0/0
9/16/23	at Missouri*	3-1-4	1.0-1	0.0-0	0	0	0/0
9/23/23	UCF*	5-1-6	1.0-1	0.0-0	0	0	0/0
10/6/23	at Oklahoma State*	3-5-8	0.5-1	0.0-0	0	0	0/0
10/14/23	at Texas Tech*	6-2-8	0.0-0	0.0-0	0	0	0/0
10/21/23	TCU*	2-2-4	0.5-4	0.5-4	0	0	0/0
10/28/23	HOUSTON*	1-0-1	1.0-1	0.0-0	0	0	0/0
11/4/23	at Texas*	2-5-7	0.0-0	0.0-0	0	0	0/0
11/11/23	BAYLOR*	3-1-4	1.0-3	0.0-0	0	0	0/0
11/18/23	at Kansas*	4-0-4	2.0-10	0.0-0	0	0	0/0
11/25/23	IOWA STATE*	1-0-1	0.0-0	0.0-0	0	0	0/1
12/28/23	vs. NC State*	2-2-4	0.5-1	0.0-0	0	0	0/0
8/31/24	UT MARTIN*	0-1-1	0.5-2	0.0-0	0	0	0/0
9/7/24	at Tulane*	5-1-6	2.0-3	1.0-2	0	0	0/0
9/13/24	ARIZONA*	3-1-4	0.0-0	0.0-0	0	1	0/0

* denotes game started; **Bold Italics** denotes career high

MOORE'S CAREER STATS

Year	G/S	UA-AT-TT	TFL	SACK	INT	PD	F/R
2020	7/0	3-1-4	0.0-0	0.0-0	0	0	0/0
2021	13/1	12-6-18	3.0-4	0.0-0	0	0	0/0
2022	14/14	57-30-87	10.0-30	1.5-6	1	5	2/1
2023	13/13	40-23-63	12.5-31	1.5-8	0	0	0/1
2024	3/3	8-3-11	2.5-5	1.0-2	0	1	0/0
TOTAL	50/31	120-63-183	28.0-70	4.0-16	1	6	2/2



TOBI OSUNMIMI

DE • 6-3 • 248 • So.-2L
Wichita, Kan. • Wichita East

- Has seen time in 20 career games, beginning his career as a LB before moving to DE for the 2024 season.
- Carded a career-high 1.5 sacks in the 2024 opener vs. UT Martin.
- Had a sack that forced a fumble vs. Troy last season.
- Tied for team-high honors with 5 tackles on kickoff coverage.

OSUNMIMI'S GAME-BY-GAME STATS

Date	Opponent	UA-AT-TT	TFL	SACK	INT	PD	F/R
10/29/22	OKLAHOMA STATE	1-0-1	0.0-0	0.0-0	0	0	0/0
11/26/22	KANSAS	0-1-1	0.0-0	0.0-0	0	0	0/0
9/9/23	TROY	1-0-1	1.0-12	1.0-12	0	0	1/0
9/23/23	UCF	1-0-1	0.0-0	0.0-0	0	0	0/0
10/6/23	at Oklahoma State	2-0-2	0.0-0	0.0-0	0	0	0/0

10/21/23	TCU	0-1-1	0.0-0	0.0-0	0	0	0/0
10/28/23	HOUSTON	1-0-1	0.0-0	0.0-0	0	0	0/0
11/11/23	BAYLOR	2-0-2	0.0-0	0.0-0	0	0	0/0
11/25/23	IOWA STATE	1-0-1	0.0-0	0.0-0	0	0	0/0
8/31/24	UT MARTIN	1-1-2	1.5-8	1.5-8	0	0	0/0
9/7/24	at Tulane	2-0-2	0.0-0	0.0-0	0	0	0/0
9/13/24	ARIZONA	2-0-2	1.0-2	0.0-0	0	0	0/0

Bold Italics denotes career high

OSUNAMMI'S CAREER STATS

Year	G/S	UA-AT-TT	TFL	SACK	INT	PD	F/R
2022	4/0	1-1-2	0.0-0	0.0-0	0	0	0/0
2023	13/0	8-1-9	1.0-12	1.0-12	0	0	1/0
2024	3/0	5-1-6	2.5-10	1.5-8	0	0	0/0
TOTAL	20/0	14-3-17	3.5-22	2.5-20	0	0	1/0



AUSTIN ROMAINE

LB • 6-2 • 242 • So.-1L
Hillsboro, Mo. • Hillsboro

- Has started 8 career games, including the first 3 contests of 2024.
- Enters Week 4 tied for 8th in the Big 12 in sacks/gm (0.67).
- Had a career day at Tulane, setting career highs in tackles (8) and sacks (2.0), including a sack that forced a fumble that was returned for the game-winning TD.
- His 2.0 sacks were tied for the most among any Big 12 player in Week 2, while it was the first multi-sack game by a Wildcat in a road game since November 2022.
- Pressed into action last year as a true FR, starting 5 games.
- Earned votes for the 2023 Big 12 Defensive FR of the Year award.
- His 5 starts last year were the most by a Wildcat true FR defender since CB Duke Shelley started 7 games in 2015 and the most by a K-State true FR LB since at least 1988.

ROMAINE'S GAME-BY-GAME STATS

Date	Opponent	UA-AT-TT	TFL	SACK	INT	PD	F/R
9/9/23	TROY	2-1-3	0.0-0	0.0-0	0	0	0/0
9/23/23	UCF*	3-0-3	1.0-2	0.0-0	0	0	0/0
10/6/23	at Oklahoma State*	2-4-6	1.0-0	0.0-0	0	0	0/0
10/14/23	at Texas Tech*	3-1-4	1.0-3	1.0-3	0	0	0/0
10/28/23	HOUSTON*	2-0-2	0.0-0	0.0-0	0	0	0/0
11/18/23	at Kansas*	2-0-2	0.0-0	0.0-0	0	0	0/0
12/28/23	vs. NC State*	1-1-2	0.0-0	0.0-0	0	0	0/0
8/31/24	UT MARTIN*	2-1-3	0.0-0	0.0-0	0	0	0/0
9/7/24	at Tulane*	6-2-8	2.0-18	2.0-18	0	0	1/0
9/13/24	ARIZONA*	6-1-7	1.0-3	0.0-0	0	0	0/0

* denotes game started; **Bold Italics** denotes career high

ROMAINE'S CAREER STATS

Year	G/S	UA-AT-TT	TFL	SACK	INT	PD	F/R
2023	12/5	15-7-22	3.0-5	1.0-3	0	0	0/0
2024	3/3	14-4-18	3.0-21	2.0-18	0	0	1/0
TOTAL	15/8	29-11-40	6.0-26	3.0-21	0	0	1/0



47

CODY STUFFLEBEAN
DE • 6-4 • 257 • Sr.-2L
McPherson, Kan. • McPherson

- Played in every game last year as a regular member of the rotation at DE before earning his first 3 career starts this season.
- Had a banner day last year vs. Baylor with 4 tackles and his first 2.0 sacks, one of which caused a fumble that was returned for a TD.
- Originally entered the program as a TE before moving to DE at the end of the 2021 season.
- Voted a team captain for the 2024 season.

STUFFLEBEAN'S GAME-BY-GAME STATS

Date	Opponent	UA-AT-TT	TFL	SACK	INT	PD	F/R
9/3/22	SOUTH DAKOTA	1-0-1	0.0-0	0.0-0	0	0	0/0
9/10/22	MISSOURI	1-0-1	0.0-0	0.0-0	0	0	0/0
9/24/22	at Oklahoma	0-1-1	0.0-0	0.0-0	0	0	0/0
10/8/22	at Iowa State	0-1-1	0.0-0	0.0-0	0	0	0/0
12/31/22	vs. Alabama	1-2-3	0.0-0	0.0-0	0	0	0/0
9/16/23	at Missouri	2-1-3	0.0-0	0.0-0	0	0	0/0
9/23/23	UCF	1-0-1	0.0-0	0.0-0	0	0	0/0
10/6/23	at Oklahoma State	0-2-2	0.5-1	0.0-0	0	0	0/0
10/14/23	at Texas Tech	0-1-1	0.0-0	0.0-0	0	0	0/0
10/21/23	TCU	2-0-2	0.0-0	0.0-0	0	0	0/0
11/4/23	at Texas	3-0-3	0.0-0	0.0-0	0	0	0/0
11/11/23	BAYLOR	3-1-4	2.0-13	2.0-13	0	0	1/0
11/18/23	at Kansas	3-0-3	0.0-0	0.0-0	0	0	0/0
8/31/24	UT MARTIN*	0-1-1	0.0-0	0.0-0	0	0	0/0
9/7/24	at Tulane*	1-0-1	1.0-2	0.0-0	0	0	0/0

* denotes game started; **Bold Italics** denotes career high

STUFFLEBEAN'S CAREER STATS

Year	G/S	UA-AT-TT	TFL	SACK	INT	PD	F/R
2022	14/0	3-4-7	0.0-0	0.0-0	0	0	0/0
2023	13/0	14-5-19	2.5-14	2.0-13	0	0	1/0
2024	3/3	1-1-2	1.0-2	0.0-0	0	0	0/0
TOTAL	30/3	18-10-28	3.5-16	2.0-13	0	0	1/0



47

La'JAMES WHITE
RB • 5-7 • 196 • Jr.-1L
Kansas City, Kan. • Air Force

- Recorded his first-career TD in the 2024 opener vs. UT Martin.
- Saw action in 7 games in 2023 as a reserve RB and on kickoff coverage.
- Attended the Air Force Academy in 2021 before transferring to K-State prior to the 2022 season.

WHITE'S GAME-BY-GAME STATS

Date	Opponent	No	Yds	TD	LG
11/11/23	BAYLOR	2	14	0	9
12/28/23	vs. NC State	1	0	0	0
8/31/24	UT MARTIN	1	12	1	12

Bold Italics denotes career high

WHITE'S CAREER STATS

Year	G/S	NO	YDS	AVG	TD	LG
2023	7/0	3	14	4.7	0	9
2024	3/0	1	12	12.0	1	12
TOTAL	10/0	4	26	6.5	1	12



52

RYAN DAVIS
DE • 6-4 • 252 • Fr.-RS
Phoenix, Ariz. • Sandra Day O'Connor

- Redshirted the 2023 season being seeing his first game action in the first 3 games of 2024.
- Viewed as the 50th-best weakside DE in the Class of 2023 by Rivals

DAVIS' GAME-BY-GAME STATS

Date	Opponent	UA-AT-TT	TFL	SACK	INT	PD	F/R
8/31/24	UT MARTIN	1-0-1	0.0-0	0.0-0	0	0	0/0

Bold Italics denotes career high



56

DAMIAN ILALIO
DT • 6-2 • 300 • Jr.-2L
Manhattan, Kan. • Manhattan

- Has played in 19 games with 8 starts, including starting nods in each of the first 3 games of 2024.
- Recorded the first full TFL of his career in the Pop-Tarts Bowl vs. NC State.
- Was in for the stop on 4th and Goal inside the one-yard line in overtime during the Big 12 Championship vs. TCU in 2022.

ILALIO'S GAME-BY-GAME STATS

Date	Opponent	UA-AT-TT	TFL	SACK	INT	PD	F/R
9/3/22	SOUTH DAKOTA	1-0-1	0.0-0	0.0-0	0	0	0/0
10/29/22	OKLAHOMA STATE	1-0-1	0.0-0	0.0-0	0	0	0/0
9/2/23	SEMO*	1-1-2	0.5-2	0.5-2	0	0	0/0
10/6/23	at Oklahoma State	0-1-1	0.5-1	0.0-0	0	0	0/0
10/14/23	at Texas Tech	0-1-1	0.0-0	0.0-0	0	0	0/0
10/25/23	HOUSTON	1-0-1	0.0-0	0.0-0	0	0	0/0
11/18/23	at Kansas	1-0-1	0.0-0	0.0-0	0	0	0/0
12/28/23	vs. NC State*	2-1-3	1.0-1	0.0-0	0	0	0/0
8/31/24	UT MARTIN*	1-1-2	0.0-0	0.0-0	0	0	0/0
9/7/24	at Tulane*	2-1-3	1.0-14	1.0-14	0	0	0/0

* denotes game started; **Bold Italics** denotes career high

ILALIO'S CAREER STATS

Year	G/S	UA-AT-TT	TFL	SACK	INT	PD	F/R
2022	5/0	2-0-2	0.0-0	0.0-0	0	0	0/0
2023	11/3	5-4-9	2.0-4	0.5-2	0	0	0/0
2024	3/3	3-2-5	1.0-14	1.0-14	0	0	0/0
TOTAL	19/6	10-6-16	3.0-18	1.5-16	0	0	0/0



57

BEAU PALMER
LB • 6-2 • 225 • Sr.-2L
Overland Park, Kan. • Blue Valley

- Saw action in all 13 games last year with starts at MLB in the final 2 contests.
- Tied for team-high honors with 5 tackles on kickoff coverage last year.
- A two-time First Team Academic All-Big 12 honoree.

PALMER'S GAME-BY-GAME STATS

Date	Opponent	UA-AT-TT	TFL	SACK	INT	PD	F/R
9/3/22	SOUTH DAKOTA	2-0-2	0.0-0	0.0-0	0	0	0/0
9/10/22	MISSOURI	2-0-2	0.0-0	0.0-0	0	0	0/0
9/2/23	SEMO	2-0-2	1.0-2	0.0-0	0	0	0/0
9/16/23	at Missouri	2-0-2	0.0-0	0.0-0	0	0	0/0
9/23/23	UCF	1-0-1	0.0-0	0.0-0	0	0	0/0
10/6/23	at Oklahoma State	1-2-3	0.0-0	0.0-0	0	0	0/0
10/14/23	at Texas Tech	0-2-2	0.0-0	0.0-0	0	0	0/0
10/21/23	TCU	1-0-1	0.0-0	0.0-0	0	0	0/0
10/28/23	HOUSTON	1-0-1	1.0-2	0.0-0	0	0	0/0
11/4/23	at Texas	0-1-1	0.0-0	0.0-0	0	0	0/0
11/11/23	BAYLOR	2-0-2	0.0-0	0.0-0	0	0	0/0
11/18/23	at Kansas	3-1-4	1.0-7	1.0-7	0	1	0/0
11/25/23	IOWA STATE*	1-1-2	0.0-0	0.0-0	0	0	0/0
12/28/23	vs. NC State*	2-2-4	0.5-1	0.0-0	0	0	0/0
8/31/24	UT MARTIN	1-0-1	1.0-2	0.0-0	0	0	0/0
9/13/24	ARIZONA	1-0-1	0.0-0	0.0-0	0	0	0/0

* denotes game started; **Bold Italics** denotes career high

PALMER'S CAREER STATS

Year	G/S	UA-AT-TT	TFL	SACK	INT	PD	F/R
2022	6/0	4-0-4	0.0-0	0.0-0	0	0	0/0
2023	13/2	16-9-25	3.5-12	1.0-7	0	1	0/0
2024	3/0	2-0-2	1.0-2	0.0-0	0	0	0/0
TOTAL	24/2	22-9-31	4.5-14	1.0-7	0	1	0/0



80

WILL ANCIAUX
TE • 6-6 • 246 • Fr.-RS
Wichita, Kan. • Kapaun Mt. Carmel

- Has played in each of the first 3 games of 2024 after redshirting the 2023 season.
- Viewed as the 28th-best TE in the Class of 2023 by ESPN.
- A two-time first team all-state honoree.



81

ANDREW METZGER
TE • 6-5 • 248 • Fr.-RS
Aurora, Colo. • Regis Jesuit

- Played in his first-career game during the 2024 opener vs. UT Martin after redshirting the 2023 season.
- Rated the 35th-best TE (Y) nationally in the Class of 2023 by ESPN.
- Father, Joe, played TE at Ohio State from 1988 to 1992.



83

WILL SWANSON
TE • 6-5 • 251 • Sr.-3L
Papillion, Neb. • La Vista South

- Has played in each of the last 30 games.
- Has TD catches in each of the last 2 games as his 2 scores this year are tied for 4th nationally among TEs.



SWANSON'S GAME-BY-GAME RECEIVING

Date	Opponent	No	Yds	TD	LG
9/3/22	SOUTH DAKOTA	2	23	0	18
9/23/23	UCF	1	10	0	10
10/21/23	TCU	2	22	7	17
10/28/23	HOUSTON*	1	21	0	27
11/25/23	IOWA STATE	1	13	0	13
9/7/24	at Tulane	2	18	7	11
9/13/24	ARIZONA	2	6	7	3

Bold Italics denotes career high

SWANSON'S CAREER RECEIVING STATS

YEAR	G/S	NO	YDS	AVG	TD	LG
2022	14/0	2	23	11.5	0	18
2023	13/4	5	66	13.2	1	21
2024	3/0	4	24	6.0	2	11
TOTAL	34/4	11	113	10.3	3	21



GARRETT OAKLEY TE • 6-5 • 239 • So.-1L
Columbus, Neb. • Scotus Central Catholic

- Has started each of the first 3 games of 2024.
- Played in each of the final 10 games of 2023, including 2 starts.
- Had 2 TD catches on the year to tie for 6th nationally by freshmen TE.

OAKLEY'S GAME-BY-GAME RECEIVING

Date	Opponent	No	Yds	TD	LG
10/21/23	TCU	1	11	0	11
10/28/23	HOUSTON	3	36	7	16
11/11/23	BAYLOR	3	46	7	28
11/25/23	IOWA STATE	2	26	0	22
12/28/23	vs. NC State*	2	35	0	28
9/7/24	at Tulane*	1	10	0	10

*denotes game started; *Bold Italics* denotes career high

OAKLEY'S CAREER RECEIVING STATS

YEAR	G/S	NO	YDS	AVG	TD	LG
2023	10/2	11	154	14.0	2	28
2024	3/3	1	10	10.0	0	10
TOTAL	13/5	12	164	13.7	2	28



BRAYDEN LOFTIN TE • 6-5 • 237 • So.-1L
Omaha, Neb. • Lewis Central (IA)

- Has seen his most significant playing time during the first 3 games of 2024.
- Has 2 TD catches this year, tying for 4th nationally among TEs.
- His first-career reception went for a 23-yd TD vs. UT Martin.
- Played in 9 games last year as both a reserve TE and as a member of the KOR and FG protection units after redshirting the 2022 season.
- Viewed as the 35th-best TE for the Class of 2022 by ESPN.

LOFTIN'S GAME-BY-GAME RECEIVING

Date	Opponent	No	Yds	TD	LG
8/31/24	UT MARTIN	2	29	7	23
9/7/24	at Tulane	1	12	0	12
9/13/24	ARIZONA	3	45	7	21

Bold Italics denotes career high

LOFTIN'S CAREER RECEIVING STATS

YEAR	G/S	NO	YDS	AVG	TD	LG
2024	3/0	6	86	14.3	2	23
TOTAL	12/0	6	86	14.3	2	23



JORDAN ALLEN DE • 6-4 • 258 • Fr.-RS
Olathe, Kan. • Olathe South

- Has seen time in 2 games this year after redshirting the 2023 season.
- Rated the 31st-best weakside DE in the Class of 2023 by On3 and Rivals.

ALLEN'S GAME-BY-GAME STATS

Date	Opponent	UA-AT-TT	TFL	SACK	INT	PD	F/R
8/31/24	UT MARTIN	0-1-7	0.0-0	0.0-0	0	0	0/0

Bold Italics denotes career high



ASHER TOMASZEWSKI DT • 6-4 • 290 • Fr.-RS
Scherverville, Ind. • Mount Carmel (IL)

- Has seen time vs. UT Martin and Arizona this year in addition to the SEMO and Baylor contests last year as he retained his redshirt.
- Prepped for Mount Carmel HS under head coach Jordan Lynch, a former Northern Illinois QB and 2013 Heisman Finalist.



USO SEUMALO DT • 6-3 • 333 • Sr.-2L
Maunaloa, Hawai'i • Garden City CC

- ★ East-West Shrine Bowl watch list
- ★ Polynesian College Football Player of the Year Award watch list
- A 10-game starter last year who earned All-Big 12 honors.
- Set a career high with 4 tackles at Texas, while he had his first-career full sack vs. UCF.

SEUMALO'S GAME-BY-GAME STATS

Date	Opponent	UA-AT-TT	TFL	SACK	INT	PD	F/R
9/3/22	SOUTH DAKOTA	2-0-2	1.0-1	0.0-0	0	0	0/0
9/10/22	MISSOURI	1-0-1	1.0-2	0.0-0	0	0	0/0
9/24/22	at Oklahoma	0-0-0	0.0-0	0.0-0	0	2	0/0
10/29/22	OKLAHOMA STATE	1-0-1	0.0-0	0.0-0	0	0	0/0
11/19/22	at West Virginia	0-1-1	0.0-0	0.0-0	0	0	0/0
9/2/23	SEMO	1-1-2	0.5-2	0.5-2	0	0	0/0
9/9/23	TROY*	1-1-2	0.0-0	0.0-0	0	0	0/1
9/16/23	at Missouri*	0-2-2	0.0-0	0.0-0	0	0	0/0
9/23/23	UCF*	1-0-1	1.0-3	1.0-3	0	0	0/0
10/6/23	at Oklahoma State*	1-2-3	0.0-0	0.0-0	0	0	0/0
10/14/23	at Texas Tech*	2-0-2	0.0-0	0.0-0	0	0	0/0
10/28/23	HOUSTON*	0-0-0	0.0-0	0.0-0	0	1	0/0
11/4/23	at Texas*	0-4-4	0.0-0	0.0-0	0	0	0/0
11/11/23	BAYLOR*	1-0-1	0.0-0	0.0-0	0	0	0/0
11/18/23	at Kansas*	1-0-1	0.0-0	0.0-0	0	0	0/0
8/31/24	UT MARTIN	0-2-2	1.0-3	0.0-0	0	0	0/0

*denotes game started; *Bold Italics* denotes career high

SEUMALO'S CAREER STATS

Year	G/S	UA-AT-TT	TFL	SACK	INT	PD	F/R
2022	14/0	4-1-5	2.0-3	0.0-0	0	2	0/0
2023	11/10	8-10-18	1.5-5	1.5-5	0	1	0/1
2024	3/0	0-2-2	1.0-3	0.0-0	0	0	0/0
TOTAL	28/10	12-13-25	4.5-11	1.5-5	0	3	0/1



2024 SCHEDULE AND RESULTS (OVERALL: 3-0 • HOME: 2-0 • ROAD: 1-0 • NEUTRAL: 0-0 • BIG 12: 0-0)

DATE	(CFP/AP/C) OPPONENT	RESULT	SCORE	TV	ATTEND	TOP PASSER	TOP RUSHER	TOP RECEIVER	TOP TACKLER
Aug. 31	UT Martin	W	41-6	ESPN+	51,240	A. Johnson (14-21-1, 153, 2 TD)	D. Giddens (13-124-0)	J. Brown (5-71-0)	D. Purnell (7)
Sept. 7	at <i>rv</i> /Tulane	W	34-27	ESPN	25,034	A. Johnson (15-23-0, 181, 2 TD)	D. Giddens (19-114-0)	D. Giddens (4-63-1)	J. Riley/A. Romaine (8)
Sept. 13	20/18 Arizona	W	31-7	FOX	51,290	A. Johnson (14-23-0, 156, 2 TD)	A. Johnson (17-110-0)	J. Brown (3-60-0)	J. Parrish (8)
Sept. 21	at <i>rv</i> /BYU*			ESPN					
Sept. 28	14/15 Oklahoma State*								
Oct. 12	at Colorado*								
Oct. 19	at West Virginia*								
Oct. 26	Kansas*								
Nov. 2	at Houston*								
Nov. 16	<i>rv</i> /Arizona State*								
Nov. 23	Cincinnati*								
Nov. 30	at 20/21 Iowa State*								

* Big 12 Conference Game

TEAM STATISTICS

	KANSAS STATE	OPPONENTS
Scoring	106	40
Points Per Game	35.3	13.3
Points Off Turnovers	0	6
First Downs	60	45
Rushing	39	14
Passing	18	28
Penalty	3	3
Rushing Yardage	733	241
Yards Gained Rushing	769	341
Yards Lost Rushing	36	100
Rushing Attempts	105	94
Average Per Rush	7.0	2.6
Average Per Game	244.3	80.3
TDs Rushing	4	2
Passing Yardage	503	708
Comp-Att-Int	45-71-1	55-88-2
Average Per Pass	7.1	8.0
Average Per Catch	11.2	12.9
Average Per Game	167.7	236.0
TDs Passing	6	2
Total Offense	1236	949
Total Plays	176	182
Average Per Play	7.0	5.2
Average Per Game	412.0	316.3
Kick Returns: #-Yards	2-42	10-248
Punt Returns: #-Yards	4-92	2-6
Int Returns: #-Yards	2-24	1-15
Kick Return Average	21.0	24.8
Punt Return Average	23.0	3.0
Int Return Average	12.0	15.0
Fumbles-Lost	1-1	4-1
Penalties-Yards	11-85	22-179
Average Per Game	28.3	59.7
Punts-Yards	10-420	17-679
Average Per Punt	42.0	39.9
Net Punt Average	41.4	33.4
Kickoffs-Yards	21-1355	11-710
Average Per Kick	64.5	64.5
Net Kick Average	39.2	40.3
Time of Possession / Game	27:33	32:27
3rd-Down Conversion	13/33	16/44
3rd-Down Pct	39%	36%
4th-Down Conversion	3/3	2/6
4th-Down Pct	100%	33%
Sacks by-Yards	10-74	3-16
Touchdowns Scored	13	4
Field Goals - Attempts	5-7	4-4
On-Side Kicks	0-0	0-0
Red-Zone Scores	(10-11) 91%	(7-9) 78%
Red-Zone Touchdowns	(8-11) 73%	(3-9) 33%
PAT-Attempts	(13-13) 100%	(4-4) 100%
2-Point Conversion-Attempts	(0-0) 0%	(0-0) 0%
Attendance	102530	25034
Games / Avg Per Game	2/51265	1/25034

SCORE BY QUARTERS	1ST	2ND	3RD	4TH	TOTAL
Kansas State	24	17	34	31	106
Opponents	14	16	3	7	40

RUSHING

PLAYER	GP	ATT.	GAIN	LOSS	NET	AVG.	TD	LONG	YPG
DJ Giddens	3	49	333	9	324	6.6	1	51	108.0
Avery Johnson	3	28	210	23	187	6.7	0	26	62.3
Dylan Edwards	3	15	138	0	138	9.2	2	27	46.0
Joe Jackson	3	7	49	1	48	6.9	0	32	16.0
La'James White	3	1	12	0	12	12.0	1	12	4.0
Jacob Knuth	1	1	10	0	10	10.0	0	10	10.0
Jadon Jackson	3	1	9	0	9	9.0	0	9	3.0
Keagan Johnson	3	1	8	0	8	8.0	0	8	2.7
Team	3	2	0	3	-3	-1.5	0	0	-1.0
Total	3	105	769	36	733	7.0	4	51	244.3
Opponents	3	94	341	100	241	2.6	2	39	80.3

PASSING

PLAYER	GP	EFFIC.	CMP-ATT-INT	PCT.	YARDS	TD	LG	AVG/G
Avery Johnson	3	152.2	43-67-1	64.2	490	6	48	163.3
Ta'Quan Roberson	1	44.5	1-3-0	33.3	4	0	4	4.0
Jacob Knuth	1	175.6	1-1-0	100.0	9	0	9	9.0
Total	3	148.0	45-71-1	63.4	503	6	48	167.7
Opponents	3	133.0	55-88-2	62.5	708	2	53	236.0

RECEIVING

PLAYER	GP	NO	YDS	AVG	TD	LONG	AVG/G
Jayce Brown	3	9	148	16.4	0	48	49.3
DJ Giddens	3	7	69	9.9	1	45	23.0
Keagan Johnson	3	6	79	13.2	0	33	26.3
Brayden Loftin	3	6	86	14.3	2	23	28.7
Tre Spivey	3	5	41	8.2	0	22	13.7
Will Swanson	3	4	24	6.0	2	11	8.0
Dylan Edwards	3	4	20	5.0	1	15	6.7
Dante Cephas	3	1	9	9.0	0	9	3.0
Jadon Jackson	3	1	8	8.0	0	8	2.7
Garrett Oakley	3	1	10	10.0	0	10	3.3
Andre Davis	1	1	9	9.0	0	9	9.0
Total	3	45	503	11.2	6	48	167.7
Opponents	3	55	708	12.9	2	53	236.0



TOTAL OFFENSE

PLAYER	GP	PLAYS	RUSH	PASS	TOTAL	AVG/G
Avery Johnson	3	95	187	490	677	225.7
DJ Giddens	3	49	324	0	324	108.0
Dylan Edwards	3	15	138	0	138	46.0
Joe Jackson	3	7	48	0	48	16.0
Jacob Knuth	1	2	10	9	19	19.0
La'James White	3	1	12	0	12	4.0
Jadon Jackson	3	1	9	0	9	3.0
Keagan Johnson	3	1	8	0	8	2.7
Ta'Quan Roberson	1	3	0	4	4	4.0
Team	3	0	-3	0	-3	-1.0
Total	3	176	733	503	1236	412.0
Opponents	3	182	241	708	949	316.3

SCORING

PLAYER	TD	FGS	PATs				SAF	PTS
			KICK	RUSH	RCV	PASS		
Chris Tennant	--	5-7	13-13	--	--	--	--	28
Dylan Edwards	4	--	--	--	--	--	--	24
Will Swanson	2	--	--	--	--	--	--	12
DJ Giddens	2	--	--	--	--	--	--	12
Brayden Loftin	2	--	--	--	--	--	--	12
Colby McCalister	1	--	--	--	--	--	--	6
La'James White	1	--	--	--	--	--	--	6
Jack Fabris	1	--	--	--	--	--	--	6
Total	13	5-7	13-13	0	0	0	0	106
Opponents	4	4-4	4-4	0	0	0	0	40

PUNT RETURNS

PLAYER	NO	YDS	AVG	TD	LONG
Dylan Edwards	3	81	27.0	1	71
Sterling Lockett	1	10	10.0	0	10
Colby McCalister	0	1	0.0	1	1
Total	4	92	23.0	2	71
Opponents	2	6	3.0	0	4

KICKOFF RETURNS

PLAYER	NO	YDS	AVG	TD	LONG
Jayce Brown	2	42	21.0	0	32
Total	2	42	21.0	0	32
Opponents	6	152	25.3	0	44

INTERCEPTIONS

PLAYER	NO	YDS	AVG	TD	LONG
Keenan Garber	1	24	24.0	0	24
VJ Payne	1	0	0.0	0	0
Total	2	24	12.0	0	24
Opponents	1	15	15.0	0	15

FUMBLE RETURNS

PLAYER	NO	YDS	AVG	TD	LONG
Jack Fabris	1	60	60.0	1	60
Total	1	60	60.0	1	60
Opponents	1	0	0.0	0	0

ALL-PURPOSE YARDAGE

PLAYER	G	RUSH	REC	PR	KOR	IR	TOT	AVG/G
DJ Giddens	3	324	69	0	0	0	393	131.0
Dylan Edwards	3	138	20	81	0	0	239	79.7
Jayce Brown	3	0	148	0	42	0	190	63.3
Avery Johnson	3	187	0	0	0	0	187	62.3
Keagan Johnson	3	8	79	0	0	0	87	29.0
Brayden Loftin	3	0	86	0	0	0	86	28.7
Joe Jackson	3	48	0	0	0	0	48	16.0
Tre Spivey	3	0	41	0	0	0	41	13.7
Keenan Garber	3	0	0	0	0	24	24	8.0
Will Swanson	3	0	24	0	0	0	24	8.0
Jadon Jackson	3	9	8	0	0	0	17	5.7
La'James White	3	12	0	0	0	0	12	4.0
Jacob Knuth	1	10	0	0	0	0	10	10.0
Sterling Lockett	3	0	0	10	0	0	10	3.3
Garrett Oakley	3	0	10	0	0	0	10	3.3
Dante Cephas	3	0	9	0	0	0	9	3.0
Andre Davis	1	0	9	0	0	0	9	9.0
Colby McCalister	3	0	0	1	0	0	1	0.3
Team	3	-3	0	0	0	0	-3	-1.0
Total	3	733	503	92	42	24	1394	464.7
Opponents	3	241	708	6	248	15	1218	406.0

PUNTING

PLAYER	NO	YDS	AVG	LONG	TB	FC	I20	50+	BLKD
Simon McClannan	10	420	42.0	55	0	3	3	1	0
Total	10	420	42.0	55	0	3	3	1	0
Opponents	17	679	39.9	65	1	4	5	3	1

FIELD GOALS

PLAYER	FGM-FGA	PCT	1-19	20-29	30-39	40-49	50+	LG	BLK
Chris Tennant	5-7	71.4	0-0	1-1	1-1	3-4	0-1	48	0
Opponents	4-4	100.0	0-0	0-0	2-2	2-2	0-0	41	0

FIELD GOAL SEQUENCE

GAME	KANSAS STATE	OPPONENTS
UT Martin	(43),(45)	(34),(31)
Tulane	(48), 53, (28)	(40), (41)
Arizona	48, (35)	--
() - Made		


KICKOFFS

PLAYER	NO	YDS	AVG	TB	OB	RETN	NET	YDLN
Chris Tennant	21	1355	64.5	10	1			
Total	21	1355	64.5	10	1	10	39.2	25
Opponents	11	710	64.5	9	0	2	40.3	24



GAME-BY-GAME PASSING

AVERY JOHNSON	Comp	Att	Int	Pct	Yards	TD	Long	Sack	Yds	Effic.
UT Martin	14	21	1	66.7	153	2	44	0	0	149.8
Tulane	15	23	0	65.2	181	2	45	0	0	160.0
Arizona	14	23	0	60.9	156	2	48	3	16	146.5
BYU										
Oklahoma State										
Colorado										
West Virginia										
Kansas										
Houston										
Arizona State										
Cincinnati										
Iowa State										
TOTALS	43	67	1	64.2	490	6	48	3	16	152.2



JACOB KNUTH	Comp	Att	Int	Pct	Yards	TD	Long	Sack	Yds	Effic.
UT Martin	1	1	0	100.0	9	0	9	0	0	175.6
TOTALS	1	1	0	100.0	9	0	9	0	0	175.6

TA'QUAN ROBERSON	Comp	Att	Int	Pct	Yards	TD	Long	Sack	Yds	Effic.
UT Martin	1	3	0	33.3	4	0	4	0	0	44.5
TOTALS	1	3	0	33.3	4	0	4	0	0	44.5

GAME-BY-GAME RUSHING (NO-YDS/TDs)

PLAYER	NO-YDS/TDs	UTM	TUL	UA	BYU	OSU	CU	WVU	KU	UH	ASU	UC	ISU
DJ Giddens	49-324/1	13-124/0	19-114/0	17-86/1									
Avery Johnson	28-187/0	3-37/0	8-40/0	17-110/0									
Dylan Edwards	15-138/2	5-43/1	4-54/1	6-41/0									
Joe Jackson	7-48/0	7-48/0	–	–									
La'James White	1-12/1	1-12/1	–	–									
Jacob Knuth	1-10/0	1-10/0	DNP	DNP									
Jadon Jackson	1-9/0	1-9/0	–	–									
Keagan Johnson	1-8/0	–	1-8/0	–									
TOTALS	105-733/4	31-283/2	33-215/1	41-235/1									

GAME-BY-GAME RECEIVING (NO-YDS/TDs)

PLAYER	NO-YDS/TDs	UTM	TUL	UA	BYU	OSU	CU	WVU	KU	UH	ASU	UC	ISU
Jayce Brown	9-148/0	5-71/0	1-17/0	3-60/0									
DJ Giddens	7-69/1	3-6/0	4-63/1	–									
Brayden Loftin	6-86/2	2-29/1	1-12/0	3-45/1									
Keagan Johnson	6-79/0	1-6/0	3-51/0	2-22/0									
Tre Spivey	5-41/0	2-26/0	2-12/0	1-3/0									
Will Swanson	4-24/2	–	2-18/1	2-6/1									
Dylan Edwards	4-20/1	2-19/1	1--2/0	1-3/0									
Garrett Oakley	1-10/0	–	1-10/0	–									
Andre Davis	1-9/0	1-9/0	DNP	DNP									
Dante Cephas	1-9/0	–	–	1-9/0									
Jadon Jackson	1-8/0	–	–	1-8/0									
TOTALS	45-503/6	16-166/2	15-181/4	14-156/2									



DEFENSIVE STATISTICS

PLAYER	GP	TACKLES			TFLS NO-YDS	SACKS NO-YDS	PASS DEFENSE			FUMBLES		BLKD KICK	SA
		SOLO	AST	TOTAL			INT-YDS	PBU	QBH	RCV-YDS	FF		
Austin Romaine	3	14	4	18	3.0-21	2.0-18	.	.	1	.	1	.	.
Jacob Parrish	3	15	2	17	1.0-3
VJ Payne	3	9	3	12	1.0-1	.	1-0	.	.	.	1	.	.
Jordan Riley	3	12	.	12	1.0-2	.	.	2
Austin Moore	3	8	3	11	2.5-5	1.0-2	.	1	2
Desmond Purnell	3	9	2	11	2.5-4	.	.	.	1
Rex Van Wyhe	3	7	3	10	1.5-3
Marques Sigle	3	9	.	9	1.0-4
Brendan Mott	3	4	4	8	3.0-14	2.5-11	.	.	3
Keenan Garber	3	5	1	6	.	.	1-24
Tobi Osunsanmi	3	5	1	6	2.5-10	1.5-8	.	.	1
Justice James	3	4	1	5
Jack Fabris	3	5	.	5	1-0	.	.	.
Damian Ilalio	3	3	2	5	1.0-14	1.0-14
Colby McCalister	3	2	2	4	.	.	.	1
Nickendre Stiger	3	3	.	3	.	.	.	1
Beau Palmer	3	2	.	2	1.0-2	.	.	.	1
Gabe Roland	1	2	.	2
Cody Stufflebean	3	1	1	2	1.0-2	.	.	.	2
Uso Seumalo	3	.	2	2	1.0-3
Zashon Rich	3	1	.	1
Chiddi Obiazor	2	1	.	1	1.0-1
Donovan McIntosh	3	1	.	1
Wesley Fair	3	.	1	1
Kam Sallis	3	1	.	1	1.0-9	1.0-9	1	.	.
Ryan Davis	3	1	.	1
Daniel Cobbs	2	1	.	1
Mikey Bergeron	3	1	.	1
Jordan Allen	2	.	1	1
Travis Bates	3	1	.	1	1.0-12	1.0-12	.	.	1	.	1	.	.
Garrett Oakley	3	1	.	1
Zach Wittenberg	3	1	.	1
Mason Olguin	3	.	1	1
Gavin Meyers	1	1	.	1
Tyson Struber	1	1	.	1
Ty Bowman	3	1	.	1	1	.
Chris Tennant	3	.	1	1
Trey Krause	1	1	.	1
Jordan Dunbar	3	.	1	1
Totals	3	133	36	169	26-110	10-74	2-24	5	12	1-0	4	1	0
Opponents	3	118	18	136	12-35	3-16	1-15	2	3	1-0	1	0	0

SPECIAL TEAMS TACKLES

PLAYER	TOTAL	KO	PUNT	PLAYER	TOTAL	KO	PUNT
Jack Fabris	2	2	0	Mason Olguin	1	0	1
Rex Van Wyhe	2	2	0	Tobi Osunsanmi	1	1	0
Mikey Bergeron	1	1	0	Zashon Rich	1	0	1
Ty Bowman	1	1	0	Chris Tennant	1	1	0
Jordan Dunbar	1	0	1	Zach Wittenberg	1	1	0
Justice James	1	1	0	TOTALS	14	1	3
Colby McCalister	1	1	0				



TOP TACKLERS GAME BY GAME

PLAYER	UT-AT-TT	UTM	TUL	UA	BYU	OSU	CU	WVU	KU	UH	ASU	UC	ISU
Austin Romaine	14-4-18	2-1-3	6-2-8	6-1-7									
Jacob Parrish	15-2-17	3-0-3	5-1-6	7-1-8									
Jordan Riley	12-0-12	3-0-3	8-0-8	1-0-1									
VJ Payne	9-3-12	3-1-4	5-2-7	1-0-1									
Desmond Purnell	9-2-11	6-1-7	1-0-1	2-1-3									
Austin Moore	8-3-11	0-1-1	5-1-6	3-1-4									
Rex Van Wyhe	7-3-10	2-2-4	2-0-2	3-1-4									
Marques Sigle	9-0-9	1-0-1	5-0-5	9-0-9									
Brendan Mott	4-4-8	1-3-4	2-1-3	1-0-1									
Keenan Garber	5-1-6	1-0-1	1-1-2	3-0-3									
Tobi Osunsanmi	5-1-6	1-1-2	2-0-2	2-0-2									
Jack Fabris	5-0-5	3-0-3	1-0-1	1-0-1									
Justice James	4-1-5	2-0-2	1-1-2	1-0-1									
Damian Ilalio	3-2-5	1-1-2	2-1-3	–									
Colby McCalister	2-2-4	–	2-2-4	–									
Nickendre Stiger	3-0-3	–	1-0-1	2-0-2									
Beau Palmer	2-0-2	1-0-1	–	1-0-1									
Gabe Roland	2-0-2	2-0-2	DNP	DNP									
Cody Stufflbean	1-1-2	0-1-1	1-0-1	–									
Uso Seumalo	0-2-2	0-2-2	–	–									

GAME-BY-GAME TACKLES FOR LOSS

PLAYER	UT-AT-TT	UTM	TUL	UA	BYU	OSU	CU	WVU	KU	UH	ASU	UC	ISU
Austin Romaine	3-0-21	–	2-0-18	1-0-3									
Brendan Mott	3-0-14	1-0-7	1-0-2	1-0-5									
Austin Moore	2-5-5	0-5-2	2-0-3	–									
Desmond Purnell	2-5-4	1-5-2	–	1-0-2									
Tobi Osunsanmi	1-5-8	1-5-8	–	–									
Rex Van Wyhe	1-5-3	0-5-2	1-0-1	–									
Damian Ilalio	1-0-14	–	1-0-14	–									
Travis Bates	1-0-12	1-0-12	–	–									
Kam Sallis	1-0-9	1-0-9	–	–									
Marques Sigle	1-0-4	1-0-4	–	–									
Jacob Parrish	1-0-3	–	1-0-3	–									
Uso Seumalo	1-0-3	1-0-3	–	–									
Beau Palmer	1-0-2	1-0-2	–	–									
Jordan Riley	1-0-2	–	1-0-2	–									
Cody Stufflbean	1-0-2	–	1-0-2	–									
Chiddi Obiazor	1-0-1	1-0-1	–	–									
VJ Payne	1-0-1	–	1-0-1	–									
TOTAL	26-110	11-52	11-46	4-12									

GAME-BY-GAME SACKS

PLAYER	UT-AT-TT	UTM	TUL	UA	BYU	OSU	CU	WVU	KU	UH	ASU	UC	ISU
Brendan Mott	2-5-11	0-5-4	1-0-2	1-0-5									
Austin Romaine	2-0-18	–	2-0-18	–									
Tobi Osunsanmi	1-5-8	1-5-8	–	–									
Damian Ilalio	1-0-14	–	1-0-14	–									
Travis Bates	1-0-12	1-0-12	–	–									
Kam Sallis	1-0-9	1-0-9	–	–									
Austin Moore	1-0-2	–	1-0-2	–									
TOTAL	10-74	4-33	5-36	1-5									



GAME-BY-GAME SUMMARIES

GAME	Final Score	Score By Quarter				First Downs				Rushing			Passing			Total Offense		Punting	Fumbles	Penalty	Third Downs	Total ToP
		1	2	3	4 (OT)	Ru	Pa	Pn	Tot	Att	Yds	TD	C-A-I	Yds	TD	Att	Yds	No-Avg	No-Lost	No-Yds		
UT Martin	6	0	3	3	0	4	4	0	8	38	36	0	10-17-0	98	0	55	134	9-37.7	2-0	4-25	6-17	33:30
K-State	41	14	3	10	14	15	5	0	20	31	283	2	16-25-1	166	2	56	449	3-41.0	1-1	0-0	4-10	26:30
K-State	34	3	7	10	14	9	9	1	19	33	215	1	15-23-0	181	2	56	396	5-39.0	0-0	7-55	2-10	26:44
Tulane	27	7	13	0	7	5	13	3	21	37	149	1	19-29-1	342	2	66	491	4-43.2	2-1	9-80	5-13	33:16
Arizona	7	7	0	0	0	5	11	0	16	19	56	1	26-42-1	268	0	61	324	4-41.8	0-0	9-74	5-14	30:41
K-State	31	7	7	14	3	15	4	2	21	41	235	1	14-23-0	156	2	64	391	2-51.0	0-0	3-20	7-13	29:19
K-State																						
BYU																						
Oklahoma State																						
K-State																						
K-State																						
Colorado																						
K-State																						
West Virginia																						
Kansas																						
K-State																						
K-State																						
Houston																						
Arizona State																						
K-State																						
Cincinnati																						
K-State																						
K-State																						
Iowa State																						

GAME-BY-GAME STARTERS

OFFENSE

Opponent	WR	LT	LG	C	RG	RT	TE	QB	RB	WR	WR
UT Martin	K. Johnson	Kilty	Panzer	Hecht	Poitier	Willis	Oakley	A. Johnson	Giddens	Edwards (rb)	Brown
Tulane	K. Johnson	Kilty	Panzer	Hecht	Poitier	Willis	Oakley	A. Johnson	Giddens	Cephas	Brown
Arizona	K. Johnson	Kilty	Panzer	Hecht	Poitier	Willis	Oakley	A. Johnson	Giddens	Edwards (rb)	Brown
BYU											
Oklahoma State											
Colorado											
West Virginia											
Kansas											
Houston											
Arizona State											
Cincinnati											
Iowa State											

DEFENSE

OPPONENT	DE	DT	DE	SLB	MLB	WLB	CB	SS	JS	FS	CB
UT Martin	Mott	Ilalio	Stufflebean	Purnell	Romaine	Moore	Parrish	Payne	Riley	Sigle	Garber
Tulane	Mott	Ilalio	Stufflebean	Purnell	Romaine	Moore	Parrish	Payne	Riley	Sigle	Garber
Arizona	Mott	Ilalio	Stufflebean	Purnell	Romaine	Moore	Parrish	Payne	Riley	Sigle	Garber
BYU											
Oklahoma State											
Colorado											
West Virginia											
Kansas											
Houston											
Arizona State											
Cincinnati											
Iowa State											

TURNOVER CHART

GAME	TAKEAWAYS			GIVEAWAYS			DIFF.	K-STATE PTS OFF	OPP PTS OFF
	FUM	INT	TOT	FUM	INT	TOT			
UT Martin	0	0	0	1	1	2	-2	0	6
Tulane	1	1	2	0	0	0	+2	7	0
Arizona	0	1	1	0	0	0	+1	0	0
BYU									
Oklahoma State									
Colorado									
West Virginia									
Kansas									
Houston									
Arizona State									
Cincinnati									
Iowa State									
TOTAL	1	2	3	1	1	2	+1	7	6
AVG. PER GAME	0.33	0.67	1.00	0.33	0.33	0.67	+0.33	2.3	2.0



SCORING DRIVES

KANSAS STATE

OPPONENT	QTR	TD	FG	PLAYER(S)	PLAY	PL	YDS	TIME
UT Martin	1	X		Avery Johnson to Brayden Loftin	23 yd pass	7	80	3:00
	1	X		Colby McCalister	1 yd blocked punt return	—	—	—
	2		X	Chris Tennant	43 yd field goal	7	40	3:02
	3		X	Chris Tennant	45 yd field goal	9	48	3:50
Tulane	3	X		Dylan Edwards	1 yd run	6	71	2:47
	4	X		Avery Johnson to Dylan Edwards	15 yd pass	2	63	0:31
	4	X		La'James White	12 yd run	6	65	2:57
	1	X		Chris Tennant	48 yd field goal	12	58	5:59
Arizona	2	X		Avery Johnson to Will Swanson	7 yd pass	6	75	3:04
	3	X		Chris Tennant	28 yd field goal	7	65	3:38
	3	X		Avery Johnson to DJ Giddens	45 yd pass	5	66	2:50
	4	X		Dylan Edwards	13 yd run	6	75	2:41
Arizona	4	X		Jack Fabris	60 yd fumble return	—	—	—
	1	X		Avery Johnson to Will Swanson	3 yd pass	15	75	6:25
	2	X		Dylan Edwards	71 yd punt return	—	—	—
	3	X		Avery Johnson to Brayden Loftin	9 yd pass	6	86	2:38
Arizona	3	X		DJ Giddens	1 yd run	11	83	5:51
	4	X		Chris Tennant	35 yd field goal	7	46	4:41

OPPONENTS

OPPONENT	QTR	TD	FG	PLAYER(S)	PLAY	PL	YDS	TIME
UT Martin	2		X	Jaren Van Winkle	34 yd field goal	8	51	5:27
	3		X	Jaren Van Winkle	31 yd field goal	10	20	5:23
Tulane	1	X		Makhi Hughes	3 yd run	5	73	2:09
	2	X		Darian Mensah to Alex Bauman	36 yd pass	2	38	1:03
	2	X		Jacob Barnes	40 yd field goal	11	57	5:12
	2	X		Jacob Barnes	41 yd field goal	7	45	2:44
Arizona	4	X		Darrian Mensah to Alex Bauman	13 yd pass	6	56	3:17
	1	X		Quali Conley	1 yd run	14	73	7:28

DRIVE SUPERLATIVES

	KANSAS STATE	OPPONENT
Most Plays/Result	15/TD vs. Arizona	14/TD by Arizona
Most Yards/Result	86/TD vs. Arizona	73/TD by Tulane and Arizona
Most Time/Result	5:25/TD vs. Arizona	7:28/TD by Arizona

AVERAGE STARTING FIELD POSITION

	Total Drives	Total Yd. Line	Average Field Pos.	Started in Opp.	Total Scores	TD	FG	MFG	Punts	Downs	To	Clock	Total Off. Points
K-State	31	812	Own 26	1	15	10	5	2	10	0	1	6	92
Opponents	34	943	Own 28	2	8	4	4	0	17	4	3	2	40

DRIVE CHART (NO. OF DRIVES/TD/FG)

Drive Start	1-9	10-19	20-29	30-39	40-49	50+
Result	NO/TD/FG	NO/TD/FG	NO/TD/FG	NO/TD/FG	NO/TD/FG	NO/TD/FG
UT Martin	0/0/0	1/0/0	4/2/1	4/2/1	1/0/0	0/0/0
Tulane	1/0/0	1/0/1	8/2/1	2/1/0	0/0/0	0/0/0
Arizona	0/0/0	3/2/0	4/1/0	1/0/1	0/0/0	1/0/0
BYU						
Oklahoma State						
Colorado						
West Virginia						
Kansas						
Houston						
Arizona State						
Cincinnati						
Iowa State						

3-AND-OUT

	Kansas State 3-and-Out/Drives	Opponent 3-and-Out/Drives
UT Martin	2/10	7/13
Tulane	5/12	2/12
Arizona	1/9	2/9
BYU		
Oklahoma State		
Colorado		
West Virginia		
Kansas		
Houston		
Arizona State		
Cincinnati		
Iowa State		



SCORING DRIVE ANALYSIS

Yardage	KANSAS STATE		OPPONENTS	
	TD	FG	TD	FG
No Drive	3	0	0	0
Minus Yds.	0	0	0	0
0-9	0	0	0	0
10-19	0	0	0	0
20-29	0	0	0	1
30-39	0	0	0	1
40-49	0	3	0	1
50-59	0	1	1	2
60-69	3	1	0	0
70-79	4	0	2	0
80-89	3	0	0	0
90-99	0	0	0	0

GAME OPENING DRIVES

Opponent	KANSAS STATE			OPPONENTS		
	Pts.	1st Dns.	Yds.	Pts.	1st Dns.	Yds.
UT Martin	0	0	6	0	0	1
Tulane	0	0	6	0	2	42
Arizona	7	5	75	7	5	73
BYU						
Oklahoma State						
Colorado						
West Virginia						
Kansas						
Houston						
Arizona State						
Cincinnati						
Iowa State						

SECOND HALF OPENING DRIVES

Opponent	KANSAS STATE			OPPONENTS		
	Pts.	1st Dns.	Yds.	Pts.	1st Dns.	Yds.
UT Martin	3	3	48	3	2	20
Tulane	0	0	8	0	0	2
Arizona	0	0	-5	0	0	4
BYU						
Oklahoma State						
Colorado						
West Virginia						
Kansas						
Houston						
Arizona State						
Cincinnati						
Iowa State						

3RD-DOWN CONVERSIONS (INCLUDES 3RD-AND-GOAL SITUATIONS)

BY QUARTER	1	2	3	4	TOTAL
KANSAS STATE	3-7	4-10	4-9	2-7	13-33
PCT.	.429	.400	.444	.286	.394
Opponents	4-11	4-11	4-11	4-11	16-44
PCT.	.364	.364	.364	.364	.364
BY YARDAGE	1-3	4-6	7-10	11±	TOTAL
KANSAS STATE	7-8	3-11	2-8	1-6	13-33
PCT.	.875	.273	.250	.167	.394
Opponents	6-8	3-10	4-12	3-14	16-44
PCT.	.750	.300	.333	.214	.364

WHO CONVERTS FOR K-STATE: Giddens 6, A. Johnson 3, Brown 1, K. Johnson 1, Knuth 1, Swanson 1

RED ZONE

Opponent	Score	Times Inside		Total Pts	Total TDs	Rush TDs	Pass TDs	FGs Made	<----- Failed to score inside opp. 20 ----->					
		Opp. 20	Times Scored						FGA	Downs	Int	Fumb	Half	Game
UT Martin	41-6	3	3	21	3	2	1	0	0	0	0	0	0	0
Tulane	34-7	3	3	18	2	1	1	1	0	0	0	0	0	0
Arizona	31-7	5	4	24	3	1	2	1	0	0	0	0	1	0
BYU														
Oklahoma State														
Colorado														
West Virginia														
Kansas														
Houston														
Arizona State														
Cincinnati														
Iowa State														
K-State	106-40	11	10	63	8	4	4	2	0	0	0	0	1	0
Opponents	40-106	9	7	33	3	2	1	4	0	0	1	1	0	0

Season Percentage - Overall: 10 of 11 (90.9%)

Season Percentage - Touchdowns: 8 of 11 (72.7%)

Season Percentage - Field Goals: 2 of 11 (18.2%)



20-PLUS YARD PLAYS

YARDS	TYPE	PLAYER(S)	OPPONENT	QTR
71*	Punt Return	Dylan Edwards	Arizona	2
51	Run	DJ Giddens	Tulane	2
48	Pass	Avery Johnson to Jayce Brown	Arizona	3
48	Run	DJ Giddens	UT Martin	4
45*	Pass	Avery Johnson to DJ Giddens	Tulane	3
44	Pass	Avery Johnson to Jayce Brown	UT Martin	3
36*	Fumble Return	Jack Fabris	Tulane	4
33	Pass	Avery Johnson to Keagan Johnson	Tulane	4
32	Run	DJ Giddens	UT Martin	1
32	Kickoff Return	Jayce Brown	UT Martin	3
32	Run	Joe Jackson	UT Martin	4
27	Run	Dylan Edwards	Tulane	3
26	Run	Avery Johnson	Arizona	4
24	Run	Dylan Edwards	Arizona	2
24	Interception Return	Keenan Garber	Arizona	2
23*	Pass	Avery Johnson to Brayden Loftin	UT Martin	1
22	Pass	Avery Johnson to Tre Spivey	UT Martin	2
21	Run	DJ Giddens	Arizona	4
21	Pass	Avery Johnson to Brayden Loftin	Arizona	3

* Touchdown Scored

BY PLAY

Rush.....	8
Pass.....	7
Interception Return.....	1
Kickoff Return.....	1
Punt Return.....	1

BY GAME

UT Martin.....	7
Tulane.....	5
Arizona.....	7

BY QUARTER

1st.....	2
2nd.....	5
3rd.....	6
4th.....	6

RUSHING

DJ Giddens.....	4
Dylan Edwards.....	2
Joe Jackson.....	1
Avery Johnson.....	1

PASSING

Avery Johnson.....	7
--------------------	---

RECEIVING

Jayce Brown.....	2
Brayden Loftin.....	2
DJ Giddens.....	1
Keagan Johnson.....	1
Tre Spivey.....	1

FUMBLE RETURN

Jack Fabris.....	1
------------------	---

INTERCEPTION RETURN

Keenan Garber.....	1
--------------------	---

KICKOFF RETURN

Jayce Brown.....	1
------------------	---

PUNT RETURN

Dylan Edwards.....	1
--------------------	---

LONGEST OPPONENT 20-YARD PLAYS

Pass – 53 (Darian Mensah to Dontae Flemming, Tulane)
Rush – 39 (Makhi Hughes, Tulane)
Kickoff Return – 44 (Shaadie Clayton-Johnson, Tulane)
Punt Return – None
Interception Return – None
Fumble Return – None



SUPERLATIVES

TEAM		Opponent High	Opponent Low
K-State High	K-State Team Low		
41 vs. UT Martin	31 vs. Arizona	27, Tulane	6, UT Martin
449 vs. UT Martin	391 vs. Arizona	Total Offense 491, Tulane	134, UT Martin
61 vs. Arizona	56 vs. UT Martin/at Tulane	Plays 66, Tulane	55, UT Martin
8.0 vs. UT Martin	6.1 vs. Arizona	Yards Per Play 7.4, Tulane	2.4, UT Martin
21 vs. Arizona	19 at Tulane	First Downs 21, Tulane	8, UT Martin
7 vs. Arizona	2 at Tulane	3rd Down Conversions 6, UT Martin	5, Tulane/Arizona
53.8 vs. Arizona	20.0 at Tulane	3rd Down Percentage (Min. 5 Att) 38.5, Tulane	35.3, UT Martin
283 vs. UT Martin	215 at Tulane	Rushing Yards 149, Tulane	36, UT Martin
41 vs. Arizona	31 vs. UT Martin	Rushes 38, UT Martin	19, Arizona
9.1 vs. UT Martin	5.7 vs. Arizona	Yards Per Carry 4.0, Tulane	0.9, UT Martin
2 vs. UT Martin	1 at Tulane/vs. Arizona	Rushing Touchdowns 1, Tulane/Arizona	0, UT Martin
181 at Tulane	156 vs. Arizona	Passing Yards 342, Tulane	98, UT Martin
25 vs. UT Martin	23 at Tulane/vs. Arizona	Passing Attempts 42, Arizona	17, UT Martin
16 vs. UT Martin	14 vs. Arizona	Completions 26, Arizona	10, UT Martin
2 vs. UT Martin/at Tulane/vs. Arizona	–	Passing Touchdowns 2, Tulane	0, UT Martin/Arizona
65.2 at Tulane	60.9 vs. Arizona	Completion Percentage (Min. 10 Att) 65.5, Tulane	58.8, UT Martin
160.0 at Tulane	138.2 vs. UT Martin	Passing Efficiency (Min. 10 Att) 180.4, Tulane	107.3, UT Martin
2 vs. UT Martin/at Tulane	1 vs. Arizona	Field Goals 2, UT Martin/Tulane	0, Arizona
41.0 vs. UT Martin	39.0 at Tulane	Punting Average (Min. 3 Att) 43.2, Tulane	37.7, UT Martin
71 vs. Arizona	0 at Tulane	Punt Return Yards 4, Arizona	0, UT Martin
32 vs. UT Martin	0 vs. Arizona	Kickoff Return Yards 152, Tulane	0, UT Martin
5 at Tulane	1 vs. Arizona	Sacks By 3, Arizona	0, UT Martin/Tulane
11 vs. UT Martin/at Tulane	4 vs. Arizona	TFLs By 5, Arizona	3, UT Martin/Tulane
1 at Tulane/vs. Arizona	0 vs. UT Martin	Interceptions By 1, UT Martin	0, Tulane/Arizona
7 at Tulane	0 vs. UT Martin	Penalties 9, Tulane/Arizona	4, UT Martin
55 at Tulane	0 vs. UT Martin	Penalty Yards 80, Tulane	25, UT Martin
2 vs. UT Martin	0 at Tulane/vs. Arizona	Turnovers 2, Tulane	0, UT Martin

INDIVIDUAL

K-State High	Opponent High
124, DJ Giddens vs. UT Martin	128, Makhi Hughes, Tulane
19, DJ Giddens vs. Tulane	21, Makhi Hughes, Tulane
9.5, DJ Giddens vs. UT Martin	6.1, Makhi Hughes, Tulane
51, DJ Giddens at Tulane	39, Makhi Hughes, Tulane
13, Dylan Edwards at Tulane	3, Makhi Hughes, Tulane
1, four times	1, twice
181, Avery Johnson at Tulane	342, Darian Mensah, Tulane
23, Avery Johnson at Tulane and vs. Arizona	42, Noah Fifita, Arizona
15, Avery Johnson at Tulane	26, Noah Fifita, Arizona
48, Avery Johnson vs. Arizona	53, Darian Mensah, Tulane
45, Avery Johnson at Tulane	36, Darian Mensah, Tulane
2, Avery Johnson vs. UT Martin/at Tulane/vs. Arizona	2, Darian Mensah, Tulane
66.7, Avery Johnson vs. UT Martin	65.5, Darian Mensah, Tulane
160.0, Avery Johnson at Tulane	180.4, Darian Mensah, Tulane
71, Jayce Brown vs. UT Martin	138, Tetairoa McMillan, Arizona
5, Jayce Brown vs. UT Martin	14, Tetairoa McMillan, Arizona
20.0, Jayce Brown vs. Arizona	21.3, Mario Williams, Tulane
48, Jayce Brown vs. Arizona	53, Dontae Fleming, Tulane
45, DJ Giddens at Tulane	36, Alex Bauman, Tulane
1, six times	2, Alex Bauman, Tulane
266, Avery Johnson vs. Arizona	333, Darian Mensah, Tulane
177, DJ Giddens at Tulane	165, Makhi Hughes, Tulane
2, Chris Tennant vs. UT Martin/at Tulane	2, Jaren Van Winkle, UT Martin/Jacob Barnes, Tulane
48, Chris Tennant at Tulane	41, Jacob Barnes, Tulane
5, Simon McClannan at Tulane	8, Jaren Van Winkle, UT Martin
41.0, Simon McClannan vs. UT Martin	43.2, Will Karoll, Tulane
55, Simon McClannan vs. Arizona	65, Jared Van Winkle, UT Martin
71, Dylan Edwards vs. Arizona	4, Jeremiah Patterson, Arizona
32, Jayce Brown vs. UT Martin	44, Shaadie Clayton-Johnson, Tulane
8, three times	8, Marquis Groves-Killebrew, Arizona
8, Jordan Riley at Tulane	8, Marquis Groves-Killebrew, Arizona
2.0, Austin Romaine at Tulane	2.0, Jaylon Sharpe, UT Martin
2.0, Austin Romaine at Tulane	1.0, three times
1, five times	1, Chris Hunter, UT Martin/Rayshawn Pleasant, Tulane
1, VJ Payne at Tulane/Keenan Garber vs. Arizona	1, Chris Hunter, UT Martin
24, Keenan Garber vs. Arizona	15, Chris Hunter, UT Martin



GAME ONE

UT MARTIN	0	3	3	0	-	6
18/17 K-STATE	14	3	10	14	-	41

Aug. 31 | Bill Snyder Family Stadium | Manhattan, Kan. | 6:02 p.m. | Att: 51,240



DESMOND PURNELL

TEAM STATISTICS

	UTM	K-STATE
FIRST DOWNS	8	20
Rushing	4	15
Passing	4	5
Penalty	0	0
NET YARDS RUSHING	36	283
Rushing Attempts	38	31
Average Per Rush	0.9	9.1
Rushing Touchdowns	0	2
Yards Gained Rushing	88	288
Yards Lost Rushing	52	5
NET YARDS PASSING	98	166
Completions-Attempts-Int	10-17-0	16-25-1
Average Per Attempt	5.8	6.6
Average Per Completion	9.8	10.4
Passing Touchdowns	0	2
TOTAL OFFENSE YARDS	134	449
Total offense plays	55	56
Average Gain Per Play	2.4	8.0
Fumbles: Number-Lost	2-0	1-1
Penalties: Number-Yards	4-25	0-0
PUNTS-YARDS	9-339	3-123
Average Yards Per Punt	37.7	41.0
Net Yards Per Punt	35.4	41.0
Inside 20	1	2
50+ Yards	1	0
Touchbacks	0	0
Fair catch	1	1
KICKOFFS-YARDS	3-194	8-518
Average Yards Per Kickoff	64.7	64.8
Net Yards Per Kickoff	37.3	38.8
Touchbacks	2	7
Punt returns: Number-Yards-TD	0-0-0	4-37-1
Average Per Return	0.0	9.2
Kickoff returns: Number-Yds-TD	0-0-0	1-32-0
Average Per Return	0.0	32.0
Interceptions: Number-Yds-TD	1-15-0	0-0-0
Fumble Returns: Number-Yds-TD	0-0-0	0-0-0
Possession Time	33:30	26:30
1st Quarter	9:19	5:41
2nd Quarter	7:55	7:05
3rd Quarter	8:15	6:45
4th Quarter	8:01	6:59
Third-Down Conversions	6 of 17	4 of 10
Fourth-Down Conversions	0 of 2	1 of 1
Red-Zone Scores-Chances	2-2	3-3
Touchdowns	0-2	3-3
Field goals	2-2	0-3
Sacks By: Number-Yards	0-0	4-33
PAT Kicks	0-0	5-5
Field Goals	2-2	2-2

Game Notes

- **Ty Bowman** blocked a first-quarter punt that was returned one yard for a touchdown by **Colby McCalister**... It was the second career blocked punt for Bowman, both of which have been returned for touchdowns... His first-career blocked punt came in 2021 against West Virginia, which was returned seven yards to paydirt... It also represented the seventh-straight year the Wildcats have blocked a punt... Entering the 2024 season, K-State was tied with San Diego State by blocking a punt six-straight years.
- The blocked punt return touchdown was Kansas State's nation-leading 132nd non-offensive touchdown since 1999... It was also the 61st combined kickoff- or punt-return touchdown by the Wildcats since 2005, which also leads the country.
- Kansas State recorded 11 tackles for loss, their most since also recording 11 in last year's season opener vs. SEMO... It marked the third-straight season opener with at least 10 TFLs as the Wildcats had 10 TFLs in the 2022 opener against South Dakota.
- Junior running back **DJ Giddens** rushed for 124 yards on 13 carries... It was his fifth-straight game with 100 rushing yards, which is tied for the fourth-longest streak in school history.
- Sophomore running back **Dylan Edwards**, a native of Derby, Kansas, rushed for 43 yards and a touchdown, while he also hauled in two passes for 19 yards, which included a 15-yard touchdown reception in the fourth quarter... It marked his second-straight season with rushing and receiving touchdowns in the season opener as, last year with Colorado, Edwards had three receiving touchdowns and a rushing touchdown at TCU.

K-STATE ROLLS PAST UT MARTIN, 41-6

MANHATTAN, Kan. — Avery Johnson threw for 153 yards and two touchdowns with one interception, and sophomore transfer Dylan Edwards scored a rushing touchdown before his receiving touchdown helped No. 18 Kansas State to put away UT Martin, 41-6, before a sellout crowd in the season opener at Bill Snyder Family Stadium.

Although K-State showed some newness, or knocked off some early rust, it cranked things up after leading 17-3 after two quarters. The K-State offense isn't a finished product, but it showed progress as the game wore on to the delight of 51,240, which marked the 15th-straight sellout in Manhattan.

Johnson completed 14-of-21 passes and added three carries for 37 yards while starting as a quarterback for the first time in a game played in Manhattan. His favorite target was roommate Jayce Brown, who had five catches for 71 yards. That included a beautiful diving catch for 44 yards that gave the Wildcats the ball at the 1.

On the next play, Edwards, a sophomore transfer running back from Derby, busted through the line for his first touchdown as the Wildcats took a 27-6 lead late in the third quarter.

The Wildcats outgained the Skyhawks, 449-134, including a 283-36 margin in rushing. Junior DJ Giddens had 13 carries for 124 yards — including a 48-yard run — for his fifth straight 100-yard rushing performance.

Johnson played until the first minute of the fourth quarter before Jacob Knuth and then Ta'Quan Roberson saw their first action at quarterback. Johnson's first touchdown was a beautiful toss to Brayden Loftin that the 6-foot-5, 237-pound tight end turned into a 23-yard touchdown for the game's opening score.

But there was a teaching moment as well. Early in the second quarter Johnson threw his first-career interception when linebacker Chris Hunter undercut a pass intended for Giddens across the middle.

K-State's special teams and experienced defense came alive early. After Johnson's touchdown pass to Loftin, the Wildcats scored their next 10 points of the first half on special teams. First, Colby McCalister scored a touchdown off a Ty Bowman blocked punt. Then Chris Tennant booted a 43-yard field goal for a 17-3 lead at halftime.

It marked the second career blocked punt for Bowman, both of which have been returned for touchdowns. McCalister's score gave K-State 132 non-offensive touchdowns since 1999, which leads the FBS. K-State has now blocked at least one punt in seven straight seasons.

K-State linebacker Desmond Purnell had a game-high seven tackles and defensive end Tobi Osumanni had 1.5 sacks for a defense that clamped down on the Skyhawks. Kinkead Dent completed 7-of-14 passes for 87 yards and was sacked three times. UT Martin rushed 38 times for 36 yards.

Meanwhile, Johnson completed passes to seven different pass catchers. The fifth K-State sophomore since 1990 to start a season opener and just the second true sophomore to do so (Josh Freeman, 2007), Johnson tied a career high with two touchdown passes.

SCORING SUMMARY

Team	Qtr/Time	Scoring Play	Conversion	Plays-Yds-TOP	Score
KS	1st/6:30	Loftin 23 yd pass from Johnson	Tennant kick	7-80-3:00	0-7
KS	1st/4:24	McCalister 1 yd blocked punt return	Tennant kick		0-14
UTM	2nd/7:16	Van Winkle 34 yd field goal		8-51-5:27	3-14
KS	2nd/0:21	Tennant 43 yd field goal		7-40-3:02	3-17
UTM	3rd/9:29	Van Winkle 31 yd field goal		10-20-5:23	6-17
KS	3rd/5:39	Tennant 45 yd field goal		9-48-3:50	6-20
KS	3rd/0:59	Edwards 1 yd run	Tennant kick	6-71-2:47	6-27
KS	4th/14:29	Edwards 15 yd pass from Johnson	Tennant kick	2-63-0:31	6-34
KS	4th/8:19	White 12 yd run	Tennant kick	6-65-2:57	6-41

STATISTICAL LEADERS

► UT Martin

Rushing	Att	Yds	TD	Lg	Avg
Smith	9	19	0	6	2.1
Leflore	9	18	0	11	2.0
Cook	4	7	0	8	1.8
Raymond	4	6	0	2	1.5
Wondheh	1	3	0	3	3.0

Passing	C-A-I	Yds	TD	Lg	Sack
Dent	7-14-0	87	0	45	3
Sheron	3-3-0	11	0	5	1

Receiving	Rec	Yds	TD	Lg
Tanksley	2	28	0	22
Dowling	2	9	0	5
Trice	2	7	0	5
Rucker	1	45	0	45
Wondheh	1	4	0	4

► Kansas State

Rushing	Att	Yds	TD	Lg	Avg
Giddens	13	124	0	48	9.5
Jackson	7	48	0	32	6.9
Edwards	5	43	1	17	8.6
A. Johnson	3	37	0	17	12.3
White	1	12	1	12	12.0

Passing	C-A-I	Yds	TD	Lg	Sack
A. Johnson	14-21-1	153	2	44	0
Roberson	1-3-0	4	0	4	0
Knuth	1-1-0	9	0	9	0

Receiving	Rec	Yds	TD	Lg
Brown	5	71	0	44
Giddens	3	6	0	5
Loftin	2	29	1	23
Spivey	2	26	0	22
Edwards	2	19	1	15
Davis	1	9	0	9



GAME TWO

17/16	K-STATE	3	7	10	14	-	34
rv/rv	TULANE	7	13	0	7	-	27

Sept. 7 | Yulman Stadium | New Orleans, La. | 11:03 a.m. | Att: 25,034



JACK FABRIS

TEAM STATISTICS

	K-STATE	TUL
FIRST DOWNS	19	21
Rushing	9	5
Passing	9	13
Penalty	1	3
NET YARDS RUSHING	215	149
Rushing Attempts	33	37
Average Per Rush	6.5	4.0
Rushing Touchdowns	1	1
Yards Gained Rushing	226	188
Yards Lost Rushing	11	39
NET YARDS PASSING	181	342
Completions-Attempts-Int	15-23-0	19-29-1
Average Per Attempt	7.9	11.8
Average Per Completion	12.1	18.0
Passing Touchdowns	2	2
TOTAL OFFENSE YARDS	396	491
Total offense plays	56	66
Average Gain Per Play	7.1	7.4
Fumbles: Number-Lost	0-0	2-1
Penalties: Number-Yards	7-55	9-80
PUNTS-YARDS	5-195	4-173
Average Yards Per Punt	39.0	43.2
Net Yards Per Punt	38.6	38.2
Inside 20	1	1
50+ Yards	0	1
Touchbacks	0	1
Fair catch	2	3
KICKOFFS-YARDS	7-448	6-386
Average Yards Per Kickoff	64.0	64.3
Net Yards Per Kickoff	38.7	41.8
Touchbacks	1	5
Punt returns: Number-Yards-TD	0-0-0	1-2-0
Average Per Return	0.0	2.0
Kickoff returns: Number-Yds-TD	1-10-0	6-152-0
Average Per Return	10.0	25.3
Interceptions: Number-Yds-TD	1-0-0	0-0-0
Fumble Returns: Number-Yds-TD	1-60-1	0-0-0
Possession Time	26:49	33:11
1st Quarter	7:44	7:16
2nd Quarter	5:54	9:06
3rd Quarter	8:26	6:34
4th Quarter	4:45	10:45
Third-Down Conversions	2 of 10	5 of 13
Fourth-Down Conversions	0 of 1	1 of 2
Red-Zone Scores-Chances	3-3	4-6
Touchdowns	2-3	2-6
Field goals	1-3	2-6
Sacks By: Number-Yards	5-36	0-0
PAT Kicks	4-4	3-3
Field Goals	2-3	2-2

Game Notes

• This was third all-time meeting between K-State and Tulane with the Green Wave now holding a 1-2 record... Not only did the Wildcats pick up their first win over Tulane, but they also earned their first victory inside the state of Louisiana in six tries.

• The Wildcats put up 34 points on Saturday, their 10th-straight game with at least 28 points... It is K-State's longest streak of scoring at least 28 points since another 10-game streak over the 2002 through 2003 seasons... The current streak began with a 38-point outing last year at Texas Tech... The previous 10-game streak began by scoring 44 points at Baylor in 2002 and finished with a 38-point effort against UMass in 2003.

• Jack Fabris returned a fourth-quarter fumble 60 yards for a touchdown... It was the Wildcats nation-leading 133rd non-offensive touchdown since 1999... The was the longest fumble return touchdown by the Wildcats since Stephen Harrison went 85 yards for a score at Kansas in 2010... It is the second-straight year the Wildcats had a fumble return touchdown, the first time they had fumble return TDs in consecutive years since 1998 and 1999.

• DJ Giddens rushed for 114 yards on 19 carries... It was his sixth-straight game with 100 rushing yards, which is tied for the third-longest streak in school history... He now has eight career 100-yard rushing games, which is tied for 10th in school history... Giddens' career rushing total improved to 1,982 yards, the 12th most in school history... Giddens also added a team-leading 63 receiving yards on four catches... It was the third-highest receiving output of his career (86 yards last year vs. UCF and 75 yards last year vs. TCU).

BIG SECOND HALF LIFTS K-STATE PAST TULANE

NEW ORLEANS, La. — Kansas State players headed to edge of the Yulman Stadium seating to celebrate with their fans and Chris Klieman said into an ESPN camera that “our culture won this.” The sweat that poured from the bill of the ballcap of the K-State head coach certainly epitomized the white-knuckled ride shared throughout Wildcat Nation on Saturday.

In one of the wildest finishes in recent memory, No. 17 Kansas State, 2-0, pulled out a 34-27 victory at Tulane, 1-1, at a stunned Yulman Stadium in New Orleans.

K-State posted its go-ahead score in dramatic fashion on a 60-yard fumble return from Jack Fabris that gave the Wildcats their lead with 8 minutes, 13 seconds left in the fourth quarter, then VJ Payne effectively ended the game when he intercepted dangerous Tulane quarterback Dorian Mensah in the end zone with 5 seconds remaining, giving K-State revenge after Tulane posted a 17-10 win in Manhattan in 2022.

In a game that was touted as a matchup between two of college football's more exciting quarterbacks in Johnson and Mensah, it was K-State's special teams and defense that stole the show in crunch time — a nod to the notion that K-State spent the offseason building a complete team with aspirations of reaching a Big 12 Championship and more in the 2024 season.

Non-offensive touchdowns have been a staple for K-State for more than two decades, and few might've been more dramatic than when linebacker Austin Romaine knocked the ball from Mensah and Fabris had the presence of mind to scoop up the ball and race more than half the football field into the end zone. K-State has now recorded 133 non-offensive touchdowns since 1999, which leads the FBS.

The defense, which failed to force a takeaway in its season opener, came alive as Payne intercepted a pass intended for wide receiver Yulkeith Brown in the end zone with 5 seconds left to preserve the Wildcats' first-ever victory in the state of Louisiana. The defense, victimized in the first half, clamped down in holding Tulane out of the end zone four straight times inside the 17-yard line on its final drive.

K-State had some big performances as well, as junior running back DJ Giddens had 19 carries for 114 yards and added four catches for 63 yards and one touchdown. Giddens has now rushed for 100 yards in six-straight games, which is tied for the third-longest streak in K-State history. Johnson, in his third career start at quarterback but his first in a true road game, fired a 45-yard touchdown pass to Giddens on fourth down in the third quarter for the longest completion of his career. Romaine had a career-high eight tackles, two sacks and a forced fumble.

K-State has scored at least 28 points in 10 straight games — its longest streak since the 2002 and 2003 seasons.

The win was particularly satisfying for K-State players after the plight they faced in the first road game of the season. They trailed 20-10 at halftime. Inside the locker room, they didn't point fingers. Instead, they grew tighter.

Their special culture and bond carried them undaunted through the final two quarters.

SCORING SUMMARY

Team	Qtr/Time	Scoring Play	Conversion	Plays-Yds-TOP	Score
KS	1st/3:05	Tennant 48 yd field goal		12-58-5:59	3-0
TUL	1st/0:49	Hughes 3 yd run	Barnes kick	5-73-2:09	3-7
TUL	2nd/13:17	Bauman 36 yd pass from Mensah	Barnes kick	2-38-1:03	3-14
KS	2nd/10:16	Swanson 7 yd pass from Johnson	Tennant kick	6-75-3:04	10-14
TUL	2nd/4:57	Barnes 40 yd field goal		11-57-5:12	10-17
TUL	2nd/1:01	Barnes 41 yd field goal		7-45-2:44	10-20
KS	3rd/7:49	Tennant 28 yd field goal		7-65-3:38	13-20
KS	3rd/2:26	Giddens 45 yd pass from Johnson	Tennant kick	5-66-2:50	20-20
TUL	4th/14:01	Bauman 13 yd pass from Johnson	Barnes kick	6-56-3:17	20-27
KS	4th/11:20	Edwards 13 yd run	Tennant kick	6-75-2:41	27-27
KS	4th/8:13	Fabris 60 yd fumble return	Tennant kick		34-27

STATISTICAL LEADERS

► Kansas State

Rushing	Att	Yds	TD	Lg	Avg
Giddens	19	114	0	51	6.0
Edwards	4	54	1	27	13.5
A. Johnson	8	40	0	18	5.0
K. Johnson	1	8	0	8	8.0

Passing	C-A-I	Yds	TD	Lg	Sack
A. Johnson	15-23-0	181	2	45	0

Receiving	Rec	Yds	TD	Lg
Giddens	4	63	1	45
K. Johnson	3	51	0	33
Swanson	2	18	1	11
Spivey	2	12	0	10
Brown	1	17	0	17
Loftin	1	12	0	12
Oakley	1	10	0	10

► Tulane

Rushing	Att	Yds	TD	Lg	Avg
Hughes	21	128	1	39	6.1
Barnes III	5	18	0	10	3.6
Thompson	1	9	0	9	9.0
Clayton-Johnson	2	3	0	3	1.5
Mensah	8	-9	0	15	-1.1

Passing	C-A-I	Yds	TD	Lg	Sack
Mensah	19-29-1	342	2	53	5

Receiving	Rec	Yds	TD	Lg
Williams	6	128	0	47
Hughes	5	37	0	26
Fleming	4	97	0	53
Bauman	2	49	2	36
Brown	2	31	0	28



GAME THREE

20/18 ARIZONA	7	0	0	0	-	7
14/15 K-STATE	7	7	14	3	-	31

Sept. 13 | Bill Snyder Family Stadium | Manhattan, Kan. | 7:05 p.m. | Att: 51,290



AVERY JOHNSON

TEAM STATISTICS

	ARIZ	K-STATE
FIRST DOWNS	16	21
Rushing	5	15
Passing	11	4
Penalty	0	2
NET YARDS RUSHING	56	235
Rushing Attempts	19	41
Average Per Rush	2.9	5.7
Rushing Touchdowns	1	1
Yards Gained Rushing	65	255
Yards Lost Rushing	9	20
NET YARDS PASSING	268	156
Completions-Attempts-Int	26-42-1	14-23-0
Average Per Attempt	6.4	6.8
Average Per Completion	10.3	11.1
Passing Touchdowns	0	2
TOTAL OFFENSE YARDS	324	391
Total offense plays	61	64
Average Gain Per Play	5.3	6.1
Fumbles: Number-Lost	0-0	0-0
Penalties: Number-Yards	9-74	3-20
PUNTS-YARDS	4-167	2-102
Average Yards Per Punt	41.8	51.0
Net Yards Per Punt	24.0	49.0
Inside 20	3	0
50+ Yards	1	1
Touchbacks	0	0
Fair catch	0	0
KICKOFFS-YARDS	2-130	6-389
Average Yards Per Kickoff	65.0	64.8
Net Yards Per Kickoff	40.0	40.5
Touchbacks	2	2
Punt returns: Number-Yards-TD	1-4-0	1-71-1
Average Per Return	4.0	71.0
Kickoff returns: Number-Yds-TD	4-96-0	0-0-0
Average Per Return	24.0	0.0
Interceptions: Number-Yds-TD	0-0-0	1-24-0
Fumble Returns: Number-Yds-TD	0-0-0	0-0-0
Possession Time	30:41	29:19
1st Quarter	8:35	6:25
2nd Quarter	8:31	6:29
3rd Quarter	5:06	9:54
4th Quarter	8:29	6:31
Third-Down Conversions	5 of 14	7 of 13
Fourth-Down Conversions	1 of 4	1 of 1
Red-Zone Scores-Chances	1-1	4-5
Touchdowns	1-1	3-5
Field goals	0-1	1-5
Sacks By: Number-Yards	3-16	1-5
PAT Kicks	1-1	4-4
Field Goals	0-0	1-2

Game Notes

• Friday was eighth all-time meeting between K-State and Arizona but the first in Manhattan... Friday's victory was K-State's first home victory over a ranked non-conference team since the 2022 USC game when the Wildcats defeated the 11th-ranked Trojans, 27-20... It was Kansas State's first win on a weekday at home since the 1992 Iowa State game... Kansas State improved to 4-1 in the regular season against non-conference Power 4 opponents under **Chris Klieman**.

• Kansas State did not allow any second-half points, the first time shutting out a team in a half since shutting out Houston the entire game last season... The Wildcats allowed only seven points to Arizona after UA was averaging 41.5 points in its first two games... The 56 rushing yards allowed by K-State on Friday was the fewest against a Power 4 opponent since Oklahoma State had 54 yards in 2022.

• Quarterback **Avery Johnson** made his fourth-career start at quarterback, going 14-of-23 through the air for 156 yards and two touchdowns, while he rushed 17 times for 110 yards... He set a new career high in rushing yards with 110, bettering his 90 yards last year at Texas Tech... It is the most rushing yards by a K-State quarterback since Howard had 125 yards against Oklahoma State in 2020.

• During the contest, **DJ Giddens** improved his career rushing mark to 2,068 yards as he became the 12th player in school history to go over the 2,000-yard mark... He ranks 12th in school history in career rushing yards and is just 142 yards shy of tying for 10th in school history.

JOHNSON, DEFENSE HELPS K-STATE ROLL ARIZONA

MANHATTAN, Kan. — No. 14 Kansas State showed its Wildcats are for real while sophomore Avery Johnson threw and ran his way to his best performance yet in a 31-7 win over No. 20 Arizona that gave K-State a big victory on the big stage and in front of an unrelenting crowd at Bill Snyder Family Stadium.

Johnson threw for 156 yards and two touchdowns and ran for 110 yards while the defense for K-State clamped down on Arizona to snap Arizona's nation-leading nine-game winning streak and give K-State its first regular-season home victory over a ranked non-conference opponent since 2002.

The crowd was loud. K-State was proud. And K-State recorded one of its top wins in its six seasons under head coach Chris Klieman. In the history of the Big 12, K-State is 146-47 in games when it is the home team, which marks the most wins among all active schools in the league.

In a rare weekday contest for K-State, the purple-clad Wildcats dazzled in front of the college football universe and in front of a crowd of 51,290, the 16th straight sellout. Friday's matchup was a nonconference game and did not count in the Big 12 standings, but the first meeting between K-State and Arizona since 1978 no doubt opened eyes to the dangers K-State presents when it is clicking in all three phases.

From Johnson's two touchdown passes — both to tight ends — to a touchdown-saving interception in the end zone by cornerback Keenan Garber to a 71-yard punt-return touchdown by electric Dylan Edwards, K-State clicked, and clicked, and clicked against an Arizona squad that suffered its worst loss since a 34-0 defeat at Colorado on October 16, 2021.

Arizona averaged 39 points per game during a win streak that spanned nearly one year. Arizona suffered its first defeat since a 43-41 loss at No. 9 USC in triple overtime on October 7, 2023. K-State outgained Arizona 391-324 in total offense. K-State held a 235-56 advantage in rushing yards.

Although one of the more potent quarterback-wide receiver duos in the country appeared as tough as advertised — Noah Fifita completed 24-of-36 passes for 248 yards (with one interception) and Tetairoa McMillan had 11 catches for 138 yards — Arizona suffered nine penalties and went 5-for-14 on third downs against a K-State defense that forced turnover-by-downs on each of the final three possessions.

In the first quarter, it certainly seemed like it was anybody's game. Fifita drove Arizona 73 yards on 14 plays for a 1-yard touchdown run by Quali Conley and a 7-0 lead on a game-opening drive that consumed 7:28. Arizona converted two third downs and one fourth-and-1 to keep alive the opening possession.

Then Johnson led a monster drive of his own — a 15-play, 75-yard jaunt featured 58 rushing yards, including 34 by DJ Giddens, and that ended with Johnson hitting tight end Will Swanson for a 3-yard score to tie it with 1:01 left in the first quarter.

Almost unbelievably, each team effectively possessed the ball one time in the first quarter. The fireworks came shortly after.

When K-State forced an Arizona punt, the K-State special teams unit sprang into action. Edwards took a Tyler Loop 48-yard punt, caught a block to find the edge, and sprinted down the K-State sideline 71 yards for a touchdown and a 14-7 lead.

That gave K-State three non-offensive touchdowns in its first three games — one in each game. K-State's 134 non-offensive touchdowns since 1999 leads the FBS over that span.

SCORING SUMMARY

Team	Qtr/Time	Scoring Play	Conversion	Plays-Yds-TOP	Score
UA	1st/7:26	Conley 1 yd run	Loop kick	14-73-7:28	7-0
KS	1st/1:01	Swanson 3 yd pass from Johnson	Tennant kick	15-75-6:25	7-7
KS	2nd/14:37	Edwards 71 yd punt return	Tennant kick		7-14
KS	3rd/9:29	Loftin 9 yd pass from Johnson	Tennant kick	6-86-2:38	7-21
KS	3rd/0:34	Giddens 1 yd run	Tennant kick	11-83-5:51	7-28
KS	4th/7:04	Tennant 35 yd field goal		7-46-4:41	7-31

STATISTICAL LEADERS

► Arizona

Rushing	Att	Yds	TD	Lg	Avg
Conley	14	48	1	14	3.4
Fifita	3	5	0	10	1.7
Reescano	2	3	0	3	1.5

Passing	C-A-I	Yds	TD	Lg	Sack
Fifita	26-42-1	268	0	38	1

Receiving	Rec	Yds	TD	Lg
McMillan	11	138	0	38
Lemonious-Craig	6	24	0	20
Luke	2	19	0	13
Reescano	2	14	0	8
Hunter	1	12	0	12
Hyatt	1	6	0	6
Olson	1	5	0	5
Conley	1	2	0	2
Patterson	1	-3	0	0

► Kansas State

Rushing	Att	Yds	TD	Lg	Avg
A. Johnson	17	110	0	26	6.5
Giddens	17	86	1	18	5.1
Edwards	6	41	0	24	6.8

Passing	C-A-I	Yds	TD	Lg	Sack
A. Johnson	14-23-0	156	2	48	3

Receiving	Rec	Yds	TD	Lg
Brown	3	60	0	48
Loftin	3	45	1	21
K. Johnson	2	22	0	16
Swanson	2	6	1	3
Cephas	1	9	0	9
Ja. Jackson	1	8	0	8
Edwards	1	3	0	3
Spivey	1	3	0	3



THE LAST TIME...

SCORING

All Games

Scored 40 or more points 41, vs. UT Martin (8/31/2024)

Scored 50 or more points 59, vs. Baylor (11/11/2023)

Scored 60 or more points 63, vs. Florida Atlantic (9/17/2016)

Scored 70 or more points 76, vs. Ball State (9/16/2000)

Was held to 10 or fewer points 10, at Iowa State (10/8/2022)

Was held to 7 or fewer points 0, at Iowa State (11/21/2020)

Was shut out at Iowa State (11/21/2020)

Was shut out in a half 2nd half, at TCU (10/22/2022)

Was shut out in back-to-back games at Kansas, 0-28 and vs. Nebraska, 0-12 (1975)

Allowed 40 or more points 42, vs. Iowa State (11/25/2023)

Allowed 50 or more points 69, vs. Texas (12/5/2020)

Allowed 60 or more points 69, vs. Texas (12/5/2020)

Allowed 70 or more points 73, at Nebraska (11/10/2007)

Allowed a safety at Iowa State (10/29/2016)

Allowed a two-point conversion Jalen Hurts to CeeDee Lamb, vs. Oklahoma (10/26/2019)

Held an opponent to 10 or fewer points 7, vs. Arizona (9/13/2024)

Held an opponent to 7 or fewer points 7, vs. Arizona (9/13/2024)

Shut out an opponent vs. Houston (10/28/2023)

Shut out an opponent in a half 2nd Half vs. Arizona (9/13/2024)

Back-to-back shutouts vs. Akron, 67-0; vs. N. Illinois, 44-0; vs. Missouri, 30-0 (1995)

Largest deficit overcome for a win 21 points

at #3 Oklahoma, 14-35 in 3rd quarter (9/26/2020)

vs. Iowa State, 14-35 in 3rd quarter (11/21/2015)

at Missouri, 0-21 in 2nd quarter (11/6/2004)

vs. Oklahoma State, 0-21 in 2nd quarter (10/23/1999)

vs. Iowa State, 7-28 in 3rd quarter (9/25/1999)

Overtime game at Texas; L, 30-33 (11/4/2023)

Come-from-behind win (trailing in 4th Q) at Iowa State, [7-9], won 10-9 (10/8/2022)

Home Games

Scored 40 or more points 41, vs. UT Martin (8/31/2024)

Scored 50 or more points 59, vs. Baylor (11/11/2023)

Scored 60 or more points 63, vs. Florida Atlantic (9/17/2016)

Scored 70 or more points 76, vs. Ball State (9/16/2000)

Was held to 10 or fewer points 10, vs. Tulane (9/17/2022)

Was held to 7 or fewer points 6, vs. TCU (10/14/2017)

Was shutout vs. Oklahoma (10/17/2015)

Was shut out in a half 2nd half, vs. Tulane (9/17/2022)

Was shutout in back-to-back games vs. Nebraska, 0-41 and vs. Oklahoma, 0-27 (1965)

Allowed 40 or more points 42, vs. Iowa State (11/25/2023)

Allowed 50 or more points 69, vs. Texas (12/5/2020)

Allowed 60 or more points 69, vs. Texas (12/5/2020)

Allowed 70 or more points 75, vs. Oklahoma (10/23/1971)

Held an opponent to 10 or fewer points 7, vs. Arizona (9/13/2024)

Held an opponent to 7 or fewer points 7, vs. Arizona (9/13/2024)

Shut out an opponent vs. Houston (10/28/2023)

Shut out an opponent in a half 2nd Half vs. Arizona (9/13/2024)

Back-to-back shutouts vs. Akron, 67-0; vs. N. Illinois, 44-0; vs. Missouri, 30-0 (1995)

Away/Neutral Games

Scored 40 or more points 48, at West Virginia (11/19/2022)

Scored 50 or more points 55, at West Virginia (10/20/2012)

Scored 60 or more points 64, at Kansas (11/2/2002)

Scored 70 or more points 75, at Drury (10/17/1910)

Was held to 10 or fewer points 10, at Iowa State (10/8/2022)

Was held to 7 or fewer points 0, at Iowa State (11/21/2020)

Was shut out at Iowa State (11/21/1920)

Was shut out in a half 2nd half, at TCU (10/22/2022)

Was shut out in back-to-back games at LSU, 0-21 and at Tulsa, 0-3 (1980)

Allowed 40 or more points 45, vs. Alabama (12/31/2022)

Allowed 50 or more points 51, at Oklahoma (10/27/2018)

Allowed 60 or more points 66, at Texas Tech (10/10/2009)

Allowed 70 or more points 73, at Nebraska (11/10/2007)

Held an opponent to 10 or fewer points 3, at Baylor (11/12/2022)

Held an opponent to 7 or fewer points 3, at Baylor (11/12/2022)

Shut out an opponent at Iowa State (11/8/2003)

Shut out an opponent in a half 2nd Half, at Baylor (11/12/2023)

Back-to-back shutouts at Kansas, 64-0 and at Missouri, 38-0 (2002)

vs. AP TOP-25 OPPONENTS

Defeated a ranked opponent vs. #20 Arizona, 31-7 (9/13/2024)

Defeated a ranked opponent at home vs. #20 Arizona, 31-7 (9/13/2024)

Defeated a ranked opponent on the road/neutral site vs. #19 NC State, 28-19 (12/28/2023)

Defeated a ranked opponent in consec. chances at #25 Kansas (2023), vs. #19 NC State (2023)

and vs. #20 Arizona (9/13/2024)

Defeated a ranked opponent in 3 consec. chances ... at #25 Kansas (2023), vs. #19 NC State (2023)

and vs. #20 Arizona (9/13/2024)

Lost to a ranked opponent at #7 Texas, 33-30 [ot] (11/4/2023)

Lost to a ranked opponent at home vs. #11 Baylor, 20-10 (11/20/2021)

Lost to a ranked opponent on the road/neutral site at #7 Texas, 33-30 [ot] (11/4/2023)

K-STATE TEAM OFFENSE

Total Offense

Had 400 yards or more total offense 449 (283 rush/166 pass), vs. UT Martin (8/31/2024)

Had 500 yards or more total offense 587 (343 rush/244 pass), vs. TCU (10/21/2023)

Had 600 yards or more total offense 658 (305 rush/353 pass), vs. North Texas (9/24/2005)

Consec. gms. with 500-plus yards of offense 573, vs. Nicholls and 521, vs. Bowling Green (2019)

Four consec. gms with 500-plus yards of offense 573 vs. Iowa State; 566 at Kansas;

518 at Baylor; 512 vs. Nebraska (1998)

Was held to 300 or fewer yards total offense 293 (228 rush/65 pass), at Texas (11/26/2021)

Was held to 200 or fewer yards total offense 149 (73 rush/76 pass), at Iowa State (11/21/2020)

Was held to 100 or fewer yards total offense 86 (25 rush/61 pass), vs. NU (10/5/1996)

Rushing Yards

Had 250 or more rushing yards 283, vs. UT Martin (8/31/2024)

Had 300 or more rushing yards 343, vs. TCU (10/21/2023)

Had 400 or more rushing yards 415, vs. Nebraska (11/16/2002)

Was held to 100 or fewer rushing yards 30, at Texas (11/4/2023)

Was held to 50 or fewer rushing yards 30, at Texas (11/4/2023)

Was held to negative rushing yards -12, vs. Texas Tech (8/31/1996)

Rushing Touchdowns

Had 3 or more rushing touchdowns 3, vs. Iowa State (11/25/2023)

Had 4 or more rushing touchdowns 5, at Texas Tech (10/14/2023)

Had 5 or more rushing touchdowns 5, at Texas Tech (10/14/2023)

Was held without a rushing touchdown at Texas (11/4/2023)

Was held without a rushing touchdown in consec. games vs. South Dakota

and Mississippi State (2018)

Passing Yards

Had 350 or more passing yards 360, vs. SEMO (9/2/2023)

Had 400 or more passing yards 400, at West Virginia (11/20/2014)

Had 450 or more passing yards 486, vs. Oklahoma (10/25/2008)

Was held to 200 or fewer passing yards 156, vs. Arizona (9/13/2024)

Was held to 150 or fewer passing yards 116, vs. Texas Tech (10/1/2022)

Was held to 100 or fewer passing yards 95, vs. South Dakota (9/3/2022)



Passing Touchdowns

Had 3 or more passing touchdowns	4, vs. Baylor (11/11/2023)
Had 4 or more passing touchdowns	4, vs. Baylor (11/11/2023)

Was held without a passing touchdown..... at Texas Tech (10/14/2023)
 Was held without a passing TD in consec. games..... vs. South Dakota and Missouri (2022)

First Downs

Had 25 or more first downs	32 (13r/14p/5pn), vs. Iowa State (11/25/2023)
Had 30 or more first downs	32 (13r/14p/5pn), vs. Iowa State (11/25/2023)
Had 35 or more first downs	37 (21r/12p/4pn), vs. Iowa State (10/24/1998)

Had 15 or fewer first downs
 15, at TCU (10/22/2022) |

Had 10 or fewer first downs
 9, at Iowa State (11/21/2020) |

Had 5 or fewer first downs
 3, at Colorado (10/24/1992) |

Turnovers

Lost 3 or more fumbles.....	3, at Mississippi State (9/14/2019)
Lost 4 or more fumbles.....	4, vs. Eastern Kentucky (9/3/2011)
Lost 5 or more fumbles.....	5, vs. USC (9/21/2002)

Threw 3 or more interceptions
 3, at Oklahoma State (10/6/2023) |

Threw 4 or more interceptions
 4, vs. Purdue (12/29/1998) |

Threw 5 or more interceptions
 5, vs. Iowa (9/10/1988) |

Did not throw an interception vs. Arizona (9/13/2024)
Did not throw an INT in consec. games 2, at Tulane (9/7/2024) and vs. Arizona (9/13/2024)

Committed 5 or more turnovers
 5, at Oklahoma State (10/5/2013) |

Committed 6 or more turnovers
 6, at Kansas (11/18/2006) |

Did not commit a turnover vs. Arizona (9/13/2024)
Did not commit a turnover in consec. games 2, at Tulane (9/7/2024) and vs. Arizona (9/13/2024)

Time of Possession

Had 35:00 or more time of possession	42:12, vs. Iowa State (11/25/2023)
Had 36:00 or more time of possession	42:12, vs. Iowa State (11/25/2023)
Had 37:00 or more time of possession	42:12, vs. Iowa State (11/25/2023)
Had 38:00 or more time of possession	42:12, vs. Iowa State (11/25/2023)
Had 39:00 or more time of possession	42:12, vs. Iowa State (11/25/2023)
Had 40:00 or more time of possession	42:12, vs. Iowa State (11/25/2023)

Had 23:00 or less of time of possession
 21:55, at TCU (10/22/2022) |

Had 22:00 or less of time of possession
 21:55, at TCU (10/22/2022) |

Had 21:00 or less of time of possession
 18:34, at Louisville (9/17/2008) |

Had 20:00 or less of time of possession
 18:34, at Louisville (9/17/2008) |

Penalties

Had 8 or more penalties	9, vs. Texas (11/5/2022)
Had 10 or more penalties	12, at Texas Tech (10/23/2021)
Had 12 or more penalties	12, at Texas Tech (10/23/2021)
Had 15 or more penalties	16, vs. Missouri State (9/15/2007)

Had 5 or less penalties 3, vs. Arizona (9/13/2024)

Had 3 or less penalties 3, vs. Arizona (9/13/2024)

Did not commit a penalty 0, vs. UT Martin (8/31/2024)

Penalty Yards

Had 75 or more penalty yards	85 (9 pen.) vs. Texas (11/5/2022)
Had 100 or more penalty yards	108 (13 pen.) at Oklahoma (9/26/2020)
Had 125 or more penalty yards	129 (13 pen.) vs. South Dakota (9/1/2018)
Had 150 or more penalty yards	162 (16 pen.) vs. Missouri State (9/15/2007)

Had 40 or less penalty yards 20, vs. Arizona (9/13/2024)

Had 20 or less penalty yards 20, vs. Arizona (9/13/2024)

Had 10 or less penalty yards 0, vs. UT Martin (8/31/2024)

Did not have any penalty yards 0, vs. UT Martin (8/31/2024)

K-STATE INDIVIDUAL RUSHING

Attempts

Had 25 or more rushing attempts	28, DJ Giddens vs. NC State (12/28/2023)
Had 30 or more rushing attempts	31, DJ Giddens vs. Iowa State (11/25/2023)
Had 35 or more rushing attempts	35, Collin Klein vs. Texas A&M (11/12/2011)
Had 40 or more rushing attempts	42, Darren Sproles vs. Western Kentucky (9/4/2004)

Yards

Rushed for 100 or more yards	110, Avery Johnson vs. Arizona (9/13/2024)
Rushed for 150 or more yards.....	151, DJ Giddens at NC State (12/28/2023)
Rushed for 200 or more yards.....	207, DJ Giddens vs. UCF (9/23/2023)
Rushed for 100 or more yards (QB)	110, Avery Johnson vs. Arizona (9/13/2024)
Rushed for 150 or more yards (QB)	170, Jesse Eriza at TCU (12/3/2016)
Had two 100-yard rushers.....	171, Adrian Martinez and 170, Deuce Vaughn vs. TTU (10/1/2022)

Consec. 100-yard rushing games 6, DJ Giddens
115 vs. BU (11/11/2023), 102 at KU (11/18/2023), 114 vs. ISU (11/25/23), 151 vs. NCSU (12/28/23), 124 vs. UTM (8/31/24) and 114 at TUL (9/7/24)

Consec. 150-yard rushing games..... 2, Alex Barnes
 250 at Baylor (10/6/2018) and 181 vs. Oklahoma State (10/13/2018)

Consec. 175-yard rushing games..... 2, Alex Barnes
 250 at Baylor (10/6/2018) and 181 vs. Oklahoma State (10/13/2018)

Consec. 200-yard rushing games..... 2, Darren Sproles
 273 vs. Missouri (11/22/2003) and 235 vs. Oklahoma (12/6/2003)

Had a run of 50 or more yards 51, DJ Giddens at Tulane (9/7/2024)

Had a run of 60 or more yards
 70, Will Howard at Oklahoma State (10/6/2023) |

Had a run of 70 or more yards
 70, Will Howard at Oklahoma State (10/6/2023) |

Had a run of 80 or more yards
 88, Deuce Vaughn (TD) vs. Alabama (12/31/2022) |

Had a run of 90 or more yards
 95 (TD), John Hubert vs. Missouri State (9/1/2012) |

Touchdowns

Rushed for 3 or more touchdowns.....	5, Avery Johnson at Texas Tech (10/14/2023)
Rushed for 4 or more touchdowns.....	5, Avery Johnson at Texas Tech (10/14/2023)
Rushed for 5 or more touchdowns.....	5, Avery Johnson at Texas Tech (10/14/2023)
Had two players rush for two or more touchdowns.....	4, Alex Barnes and 2, Winston Dimel at Baylor (11/19/2016)

K-STATE INDIVIDUAL PASSING

Attempts

Had 30 or more pass attempts	31, Avery Johnson vs. NC State (12/28/2023)
Had 35 or more pass attempts	48, Will Howard vs. Iowa State (11/25/2023)
Had 40 or more pass attempts	48, Will Howard vs. Iowa State (11/25/2023)
Had 45 or more pass attempts	48, Will Howard vs. Iowa State (11/25/2023)
Had 50 or more pass attempts	50, Collin Klein at Baylor (11/17/2012)

Completions

Had 20 or more pass completions	24, Will Howard vs. Iowa State (11/25/2023)
Had 25 or more pass completions	26, Will Howard at Texas (11/4/2023)
Had 30 or more pass completions	31, Jake Waters vs. UCLA (1/2/2015)
Had 35 or more pass completions	36, Josh Freeman at Oklahoma State (10/20/2007)

Yards

Threw for 250 or more yards	288, Will Howard vs. Iowa State (11/25/2023)
Threw for 300 or more yards	327, Will Howard at Texas (11/4/2023)
Threw for 350 or more yards	400, Jake Waters at West Virginia (11/20/2014)
Threw for 400 or more yards	400, Jake Waters at West Virginia (11/20/2014)

Consec. 200-yard passing games..... 2, Will Howard
 327 at Texas (11/4/2023) and 235 vs. Baylor (11/11/2023)

Consec. 250-yard passing games..... 4, Will Howard
 297 vs. SEMO (9/2/2023), 250 vs. Troy (9/9/2023), 270 at MU (9/16/2023) & 255 vs. UCF (9/23/2023)

Consec. 300-yard passing games..... 2, Jake Waters
 300 at Baylor (12/6/2014) and 338 vs. UCLA (1/2/2015)

Had a pass of 50 or more yards..... 61, Will Howard vs. TCU (10/21/2023)

Had a pass of 60 or more yards..... 61, Will Howard vs. TCU (10/21/2023)

Had a pass of 70 or more yards..... 80, Will Howard vs. Kansas (11/26/2022)

Had a pass of 80 or more yards..... 80, Will Howard vs. Kansas (11/26/2022)

Had a pass of 90 or more yards..... 90 (TD), Jake Waters vs. Oklahoma (11/23/2013)



Touchdowns

Threw 2 or more touchdowns.....	2, Avery Johnson vs. Arizona (9/13/2024)
Threw 3 or more touchdowns.....	3, Will Howard vs. Baylor (11/11/2023)
Threw 4 or more touchdowns.....	4, Will Howard at Texas (11/4/2023)
Non-QB threw a touchdown pass.....	Treshaun Ward (RB) vs. SEMO (9/2/2013)

Interceptions

Threw 3 or more interceptions.....	3, Will Howard at Oklahoma State (10/6/2023)
Threw 4 or more interceptions.....	4, Michael Bishop vs. Purdue (12/29/1998)
Threw 5 or more interceptions.....	5, Carl Straw vs. Iowa (9/10/1988)

K-STATE INDIVIDUAL RECEIVING

Receptions

Had 8 or more receptions.....	10, Ben Sinnott vs. Iowa State (11/25/2023)
Had 10 or more receptions.....	10, Ben Sinnott vs. Iowa State (11/25/2023)
Had 12 or more receptions.....	13, Tyler Lockett vs. UCLA (1/2/2015)
Had 14 or more receptions.....	14, Tyler Lockett at Baylor (12/6/2014)

Yards

Had 100 or more receiving yards.....	136, Ben Sinnott vs. Iowa State (11/25/2023)
Had 125 or more receiving yards.....	136, Ben Sinnott vs. Iowa State (11/25/2023)
Had 150 or more receiving yards.....	166, Byron Pringle at Oklahoma State (11/18/2017)
Had 175 or more receiving yards.....	196, Tyler Lockett at West Virginia (11/20/2014)
Had 200 or more receiving yards.....	278, Tyler Lockett vs. Oklahoma (11/23/2013)
Had two 100-yard receivers.....	119, RJ Garcia II/100, Ben Sinnott vs. SEMO (9/2/2023)

Consec. 100-yard receiving games.....	2, Isaiah Zuber 144 vs. UTSA (9/15/2018) and 133 at West Virginia (9/22/2018)
Consec. 125-yard receiving games.....	2, Isaiah Zuber 144 vs. UTSA (9/15/2018) and 133 at West Virginia (9/22/2018)
Consec. 150-yard receiving games.....	2, Tyler Lockett 158 at Baylor (12/6/2014) and 164 vs. UCLA (1/2/2015)
Consec. 175-yard rushing games.....	2, Tyler Lockett 196 at TCU (11/8/2014) and 196 at West Virginia (11/20/2014)

Had a reception of 50 or more yards.....	61 (TD), DJ Giddens vs. TCU (10/21/2023)
Had a reception of 60 or more yards.....	61 (TD), DJ Giddens vs. TCU (10/21/2023)
Had a reception of 70 or more yards.....	80, Deuce Vaughn vs. Kansas (11/26/2022)
Had a reception of 80 or more yards.....	80, Deuce Vaughn vs. Kansas (11/26/2022)
Had a reception of 90 or more yards.....	90 (TD), Tyler Lockett vs. Oklahoma (11/23/2013)

Touchdowns

Had 2 or more touchdown receptions.....	2, Phillip Brooks at Texas (11/4/2023)
Had 3 or more touchdown receptions.....	3, Byron Pringle at Oklahoma State (11/18/2017)
Had two players with 2 or more touchdown receptions.....	2, Tyler Lockett and 2, Curry Sexton vs. Texas Tech (10/4/2014)

K-STATE MISCELLANEOUS OFFENSE

Have two 100-yard rushers and a 100-yard receiver.....	Jesse Ertz (170 rush), Justin Silmon (133 rush) and Byron Pringle (126 rec) at TCU (12/3/2016)
Have a 100-yard rusher and two 100-yard receivers.....	DJ Giddens (128 rush), RJ Garcia II (119 rec) and Ben Sinnott (100 rec) vs. SEMO (9/2/2023)
Have a 100-yard rusher, 100-yard receiver and 300-yard passer.....	James Johnson (129 rush) Jordy Nelson (125 rec), Deon Murphy (106 rec) and Josh Freeman (320 pass) at NU (11/10/2007)
Have a player with 300 yards passing and 100 yards rushing.....	Michael Bishop (341 pass/101 rush) vs. Texas A&M (12/5/1998)
Have a player with 100 yards passing and rushing.....	Avery Johnson (110 rush/156 pass) vs. Arizona (9/13/2024)
Have a player with 300 or more yards of total offense.....	334, Will Howard (288 pass/46 rush) vs. Iowa State (11/25/2023)
Have a player with 400 or more yards of total offense.....	413, Jake Waters (400 pass/13 rush) at West Virginia (11/20/2014)
Have a player with 300 or more all-purpose yards.....	321, Tyler Lockett (196 rec/66 pr/59 kr) at West Virginia (11/20/2014)
Have a player with 6 or more touchdowns responsible for.....	7, Collin Klein (3 pass/4 rush) at West Virginia (10/20/2012)
Have a player with 4 or more touchdowns scored.....	5, Avery Johnson (5 rush) at Texas Tech (10/14/2023)

Game-winning TD with less than 1:00.....	0:00, S. Thompson to I. Zuber vs. Iowa St. (11/25/2017)
Game-winning TD in overtime.....	Byron Pringle at Texas Tech (11/4/2017)
Walk-off TD in overtime.....	Collin Klein vs. Texas A&M (11/12/2011)
Two-point Conversion.....	Phillip Brooks vs. Iowa State (11/25/2023)
TD on an offensive fumble recovery.....	Tramaine Thompson (0 yds) vs. Texas A&M (11/12/2011)

K-STATE TEAM DEFENSE

Total Defense

Allow 250 or fewer total yards.....	134 (36 rush/98 pass), vs. UT Martin (8/31/2024)
Allow 200 or fewer total yards.....	134 (36 rush/98 pass), vs. UT Martin (8/31/2024)
Allow 150 or fewer total yards.....	134 (36 rush/98 pass), vs. UT Martin (8/31/2024)
Allow 100 or fewer total yards.....	53 (46 rush/5 pass), vs. Ball State (9/16/2000)
Allow 450 or more total yards.....	491 (149 rush/342 pass), at Tulane (9/7/2024)
Allow 500 or more total yards.....	550 (220 rush/330 pass), at Oklahoma (9/24/2022)
Allow 550 or more total yards.....	550 (220 rush/330 pass), at Oklahoma (9/24/2022)
Allow 600 or more total yards.....	608 (334 rush/274 pass), vs. Texas (12/5/2020)

Rushing Defense

Allowed 100 or fewer rushing yards.....	56, vs. Arizona (9/13/2024)
Allowed 50 or fewer rushing yards.....	36, vs. UT Martin (8/31/2024)
Allowed 10 or fewer rushing yards.....	6, vs. SEMO (9/2/2023)
Allowed negative rushing yards.....	-13, vs. Texas A&M (10/17/2009)

Allowed 250 or more rushing yards.....	258, vs. Iowa State (11/25/2023)
Allowed 300 or more rushing yards.....	334, vs. Texas (12/5/2020)
Allowed 350 or more rushing yards.....	373, at Oklahoma State (9/28/2019)
Allowed 400 or more rushing yards.....	451 vs. Nebraska (10/7/2010)

Rushing Touchdown Defense

Did not allow a rushing touchdown.....	vs. UT Martin (8/31/2024)
Did not allow a rushing touchdown in consec. games.....	2, vs. TCU (10/21/2023) and vs. Houston (10/28/2023)

Allowed 3 or more rushing touchdowns.....	3, vs. Iowa State (11/25/2023)
Allowed 4 or more rushing touchdowns.....	4, vs. Kansas (11/26/2022)
Allowed 5 or more rushing touchdowns.....	7, vs. Texas (12/5/2020)

Passing Defense

Allowed 200 or fewer passing yards.....	98, vs. UT Martin (8/31/2024)
Allowed 100 or fewer passing yards.....	98, vs. UT Martin (8/31/2024)
Allowed 50 or fewer passing yards.....	5, vs. Ball State (9/16/2000)

Allowed 350 or more passing yards.....	359, vs. Texas Tech (10/1/2022)
Allowed 400 or more passing yards.....	425, at Oklahoma State (11/18/2017)
Allowed 450 or more passing yards.....	457, vs. Oklahoma State (11/5/2016)

Passing Touchdown Defense

Did not allow a passing touchdown.....	vs. Arizona (9/13/2024)
Did not allow a passing touchdown in consec. games.....	vs. NC State (12/28/2023) and vs. UT Martin (8/31/2024)

Allowed 3 or more passing touchdowns.....	3, vs. Iowa State (11/25/2023)
Allowed 4 or more passing touchdowns.....	4, vs. Baylor (11/11/2023)
Allowed 5 or more passing touchdowns.....	5, vs. Alabama (12/31/2022)

Tackles for Loss

Recorded 8 or more TFLs.....	11, at Tulane (9/7/2024)
Recorded 10 or more TFLs.....	11, at Tulane (9/7/2024)
Recorded 11 or more TFLs.....	11, at Tulane (9/7/2024)
Recorded 12 or more TFLs.....	13, at Baylor (11/28/2020)
Recorded 13 or more TFLs.....	13, at Baylor (11/28/2020)
Recorded 14 or more TFLs.....	14, vs. Baylor (11/1/2003)
Did not have a TFL.....	at Iowa State (10/13/2012)



Sacks

Recorded 4 or more sacks	5, at Tulane (9/7/2024)
Recorded 6 or more sacks.....	6, vs. Texas Tech (10/1/2022)
Recorded 7 or more sacks.....	7, at Baylor (11/28/2020)
Recorded 8 or more sacks.....	8, vs. Baylor (11/1/2003)
Recorded 9 or more sacks.....	9, at Kansas (10/7/2000)
Did not have a sack.....	vs. Iowa State (11/25/2023)

Forced Turnovers

Recovered 3 or more fumbles.....	3, vs. Houston (11/11/2023)
Recovered 4 or more fumbles.....	4, vs. Iowa State (11/21/2015)
Recovered 5 or more fumbles.....	5, at Kansas (11/2/2002)
Intercepted 3 or more interceptions.....	3, at Texas Tech (10/14/2023)
Intercepted 4 or more interceptions.....	4, vs. Missouri (9/10/2022)
Intercepted 5 or more interceptions.....	5, vs. Texas (11/6/2010)
Forced 5 or more turnovers.....	6, at Kansas (11/30/2013)
Forced 6 or more turnovers.....	6, at Kansas (11/30/2013)

First Downs Allowed

Allowed 15 or fewer first downs	8, vs. UT Martin (8/31/2024)
Allowed 10 or fewer first downs	8, vs. UT Martin (8/31/2024)
Allowed 5 or fewer first downs.....	5, vs. Bowling Green (9/7/2019)
Allowed 25 or more first downs.....	26 (11r/13p/2pn), at TCU (10/22/2022)
Allowed 30 or more first downs.....	32 (15r/15p/2pn), at Oklahoma (10/27/2018)
Allowed 35 or more first downs.....	38 (17r/19p/2pn), at Baylor (10/6/2018)

Team Defensive Miscellaneous

Scored a safety.....	vs. Kansas [Holding in End Zone] (11/26/2022)
Scored two safeties.....	at Nebraska (11/12/2005)
Scored two safeties in one quarter.....	at Nebraska; 3rd quarter (11/12/2005)

K-STATE INDIVIDUAL DEFENSE

Tackles

Had 10 or more tackles.....	10, VJ Payne vs. NC State (12/28/2023)
Had 12 or more tackles.....	13, Daniel Green at Baylor (11/28/2020)
Had 13 or more tackles.....	13, Daniel Green at Baylor (11/28/2020)
Had 14 or more tackles.....	14, D.J. Reed at Iowa State (10/29/2016)
Had 15 or more tackles.....	17, Charmeachealle Moore vs. West Virginia (12/5/2015)

Tackles for Loss

Had 3 or more tackles for loss.....	3.0, Khalid Duke vs. Troy (9/9/2023)
Had 4 or more tackles for loss.....	4.0, Felix Anudike-Uzomah vs. TCU (10/30/2021)
Had 5 or more tackles for loss.....	5.0, Ian Campbell vs. Illinois State (9/2/2006)

Sacks

Had 2 or more sacks	2.0, Austin Romaine at Tulane (9/7/2024)
Had 3 or more sacks.....	3.0, Brendan Mott at West Virginia (11/19/2022)
Had 4 or more sacks.....	4.0, Felix Anudike-Uzomah vs. TCU (10/30/2021)

Interceptions

Intercepted 2 or more passes.....	2, Jacob Parrish at Texas (11/4/2023)
Intercepted 3 or more passes.....	3, Allen Chapman vs. Oklahoma State (11/3/2012)
Intercepted 4 or more passes.....	4, Jaime Mendez vs. Temple (9/26/1992)

Pass Breakups

Had 3 or more pass breakups.....	3, Russ Yeast vs. West Virginia (11/13/2021)
Had 4 or more pass breakups.....	4, Justin Gardner at TCU (10/10/2020)
Had 5 or more pass breakups.....	6, Terence Newman at Oklahoma (9/29/2001)

Fumbles

Forced 2 or more fumbles.....	2, Felix Anudike-Uzomah vs. TCU (10/30/2021)
Recovered 2 or more fumbles.....	2, Ian Campbell vs. Baylor (10/27/2007)

Scoring

TD on an interception return.....	Keenan Garber (45 yards) vs. Baylor (11/11/2023)
TD on a fumble return	Jack Fabris (60 yards) at Tulane (9/7/2024)
Safety via tackle in end zone.....	Felix Anudike-Uzomah at Texas Tech (10/23/2021)

K-STATE INDIVIDUAL SPECIAL TEAMS

Kickoff Returns

Had 150 or more KOR yards.....	152, D.J. Reed at Kansas (10/28/2017)
Had 200 or more KOR yards.....	201, Morgan Burns vs. West Virginia (12/5/2015)
TD on a kickoff return.....	Malik Knowles (93 yds) vs. Oklahoma (10/2/2021)
Had 2 or more KOR touchdowns.....	2, Brandon Banks (91 and 92 yds) vs. Tenn. Tech (9/26/2009)
Had KOR touchdowns in consec. games.....	2, Malik Knowles (99 yds) at Oklahoma State and (93 yds) vs. Oklahoma (2021)
Had a KOR touchdown to open a game.....	Joshua Youngblood (93 yds) vs. Iowa State (11/30/2019)

Punt Returns

Had 75 or more punt return yards.....	76, Phillip Brooks vs. Missouri (9/10/2022)
Had 100 or more punt return yards.....	189, Phillip Brooks vs. Kansas (10/24/2020)
Had 125 or more punt return yards.....	189, Phillip Brooks vs. Kansas (10/24/2020)
Had 150 or more punt return yards.....	189, Phillip Brooks vs. Kansas (10/24/2020)

TD on a punt return.....

Dylan Edwards (71 yds) vs. Arizona (9/13/2024)	
2 TDs on a punt returns.....	Phillip Brooks (55 yds and 52 yds) vs. Kansas (10/24/2020)
Had punt return TDs in consec. games.....	2, Aaron Lockett (69 yds) vs. Louisiana Tech and (84 yds) vs. Ball State (2000)
Had punt return TDs in 3 consec. games.....	3, David Allen (63 yds) vs. Indiana State; (69 yds) vs. Northern Illinois; (93 yds) vs. Texas (1998)

Field Goals/PATs

Had 3 or more field goals.....	3, Chris Tennant vs. Texas Tech (10/1/2022)
Had 4 or more field goals.....	4, Blake Lynch vs. Texas Tech (11/17/2018)
Had 5 or more field goals.....	5, Jamie Rheem at Texas (10/2/1999)
Game-winning FG with less than one minute.....	OT (31 yds), Ty Zentner vs. TCU (12/3/2022)

Made a 47-yd FG or longer.....

48, Chris Tennant at Tulane (9/7/2024)	
Made a 48-yd FG or longer	48, Chris Tennant at Tulane (9/7/2024)
Made a 49-yd FG or longer.....	51, Chris Tennant vs. SEMO (9/2/2023)
Made a 50-yd FG or longer.....	51, Chris Tennant vs. SEMO (9/2/2023)
Made a 51-yd FG or longer.....	51, Chris Tennant vs. SEMO (9/2/2023)
Made a 52-yd FG or longer.....	53, Ty Zentner at West Virginia (11/19/2022)
Made a 53-yd FG or longer.....	53, Ty Zentner at West Virginia (11/19/2022)
Made a 54-yd FG or longer.....	54, Matthew McCrane at Texas (10/7/2017)
Made a 55-yd FG or longer.....	55, Jeff Snodgrass vs. North Texas (9/24/2005)

Made 5 or more PATs.....

5, Chris Tennant vs. UT Martin (8/31/2024)	
Made 6 or more PATs.....	8, Chris Tennant vs. Baylor (11/11/2023)
Made 7 or more PATs.....	8, Chris Tennant vs. Baylor (11/11/2023)
Made 8 or more PATs.....	8, Chris Tennant vs. Baylor (11/11/2023)

Blocked Kicks/Onside Kick

Blocked an extra point.....	Nate Matlack at Kansas (11/18/2023)
Blocked a field goal.....	Marques Sigle at Oklahoma State (10/6/2023)
Blocked a punt.....	Ty Bowman vs. UT Martin (8/31/2024)
Had 2 or more blocked kicks.....	2, Raphael Guidry (2 FGs) at Texas Tech (10/15/2011)
TD on blocked field goal.....	Kip Daily (65 yds) at Oklahoma State (10/5/2013)
TD on blocked punt return.....	Colby McCalister (1 yd) vs. UT Martin (8/31/2024)
Defensive extra point.....	Keenan Garber (91-yd blocked XP return) at Kansas (11/18/2023)
Recovered an onside kick.....	Jayd Kirby at Stanford (9/2/2016)



OPPONENT INDIVIDUAL RUSHING

Attempts

Had 25 or more rushing attempts 30, Bijan Robinson, Texas (11/5/2022)
Had 30 or more rushing attempts 30, Bijan Robinson, Texas (11/5/2022)

Yards

Rushed for 100 or more yards 128, Makhi Hughes, Tulane (9/7/2024)
Rushed for 150 or more yards 276, Abu Sama, Iowa State (11/25/2023)
Rushed for 200 or more yards 276, Abu Sama, Iowa State (11/25/2023)
Had two 100-yard rushers 221, Kylin Hill and 159, Nick Fitzgerald, Miss. State (9/8/2018)

Had a run of 60 or more yards 68 (TD), Trent Pennix, NC State (12/28/2023)
Had a run of 70 or more yards 77 (TD), Abu Sama, Iowa State (11/25/2023)
Had a run of 80 or more yards 84 (TD), Chuba Hubbard, Oklahoma State (9/28/2019)
Had a run of 90 or more yards 91 (TD), David Thompson, Oklahoma State (11/18/1995)

Touchdowns

Rushed for 3 or more touchdowns 3, Abu Sama, Iowa State (12/25/2023)
Rushed for 4 or more touchdowns 4, Taylor Martinez, Nebraska (10/7/2010)
Had two players rush for 2 or more TDs 3, Bijan Robinson and Roschon Johnson, Texas (12/5/2020)

OPPONENT INDIVIDUAL PASSING

Attempts

Had 30 or more pass attempts 42, Noah Fifita, Arizona (9/13/2024)
Had 40 or more pass attempts 42, Noah Fifita, Arizona (9/13/2024)
Had 45 or more pass attempts 45, Blake Shapen, Baylor (11/11/2023)
Had 50 or more pass attempts 56, Austin Simmons, South Dakota (9/1/2018)

Completions

Had 20 or more pass completions 26, Noah Fifita, Arizona (9/13/2024)
Had 25 or more pass completions 26, Noah Fifita, Arizona (9/13/2024)
Had 30 or more pass completions 34, Donovan Smith, Texas Tech (10/1/2022)
Had 40 or more pass completions 45, Patrick Mahomes, Texas Tech (10/8/2016)

Yards

Threw for 250 or more yards 268, Noah Fifita, Arizona (9/13/2024)
Threw for 300 or more yards 342, Darian Mensah, Tulane (9/7/2024)
Threw for 350 or more yards 356, Brady Cook, Missouri (9/16/2023)
Threw for 400 or more yards 425, Mason Rudolph, Oklahoma State (11/18/2017)

Had a pass of 50 or more yards 53, Darian Mensah, Tulane (9/7/2024)
Had a pass of 60 or more yards 82 (TD), Rocco Becht, Iowa State (11/25/2023)
Had a pass of 70 or more yards 82 (TD), Rocco Becht, Iowa State (11/25/2023)
Had a pass of 80 or more yards 82 (TD), Rocco Becht, Iowa State (11/25/2023)
Had a pass of 90 or more yards 95 (TD), Carter Stanley, Kansas (11/26/2016)

Touchdowns

Threw 3 or more touchdowns 3, Rocco Becht, Iowa State (11/25/2023)
Threw 4 or more touchdowns 4, Blake Shapen, Baylor (11/11/2023)

OPPONENT INDIVIDUAL RECEIVING

Receptions

Had 8 or more receptions 11, Tetairoa McMillan, Arizona (9/13/2024)
Had 10 or more receptions 11, Tetairoa McMillan, Arizona (9/13/2024)
Had 12 or more receptions 13, Gary Jennings Jr., West Virginia (11/11/2017)
Had 14 or more receptions 15, Sterling Shepard, Oklahoma (10/18/2014)

Yards

Had 100 or more receiving yards 138, Tetairoa McMillan, Arizona (9/13/2024)
Had 150 or more receiving yards 160, Jaylin Noel, Iowa State (11/25/2023)
Had 200 or more receiving yards 233, Steven Sims, Kansas (10/28/2017)
Had two 100-yard receivers 110, Devin Duvernay/110, Collin Johnson, Texas (11/9/2019)

Touchdowns

Had 2 or more touchdown receptions 2, Alex Bauman, Tulane (9/7/2024)
Had 3 or more touchdown receptions 3, Sam James, West Virginia (11/19/2022)
Had 2 players with 2 or more TD catches Ka'Raun White (2) and David Sills V (2), WVU (11/11/2017)

OPPONENT INDIVIDUAL DEFENSE

Tackles

Had 10 or more tackles 15, Beau Freyler and 11, Drew Surges, Iowa State (11/25/2023)
Had 12 or more tackles 15, Beau Freyler, Iowa State (11/25/2023)
Had 13 or more tackles 15, Beau Freyler, Iowa State (11/25/2023)
Had 14 or more tackles 15, Beau Freyler, Iowa State (11/25/2023)
Had 15 or more tackles 15, Beau Freyler, Iowa State (11/25/2023)

Tackles for Loss

Had 3 or more tackles for loss 4.0, Brian Branch, Alabama (12/31/2022)
Had 4 or more tackles for loss 4.0, Brian Branch, Alabama (12/31/2022)

Sacks

Had 2 or sacks 2.0, Ethan Burke and Darryn Sorrell, Texas (11/4/2023)
Had 3 or sacks 3.0, Gabe Hall, Baylor (11/20/2021)
Had 4 or sacks 4.0, Mike Mamula, Boston College (12/25/1994)

Interceptions/Pass Breakups

Intercepted 2 or more passes 2, Cameron Epps, Oklahoma State (10/6/2023)
Had 3 or more pass breakups 4, Myles Purchase, Iowa State (11/25/2023)
Had 4 or more pass breakups 4, Myles Purchase, Iowa State (11/25/2023)

Fumbles

Forced 2 or more fumbles 2, Will McDonald, Iowa State (11/21/2020)
Recovered 2 or more fumbles 2, Jacquies Smith, Missouri (11/13/2010)

Scoring

TD on an interception return Cameron Epps (35 yds), Oklahoma State (10/6/2023)
TD on a fumble return Malcolm Rodriguez (0 yds), Oklahoma State (9/25/2021)
Safety via tackle in end zone Dee Winters, TCU (10/30/2021)

OPPONENT INDIVIDUAL SPECIAL TEAMS

Kickoff Returns

Had 125 or more KOR yards 152, Shaadie Clayton-Johnson, Tulane (9/7/2024)
Had 150 or more KOR yards 152, Shaadie Clayton-Johnson, Tulane (9/7/2024)
TD on a kickoff return Darryl Surgent (100 yds), Louisiana (9/7/2013)

Punt Returns

Had 75 or more punt return yards 101, Josh Cameron, Baylor (11/11/2023)
Had 100 or more punt return yards 101, Josh Cameron, Baylor (11/11/2023)
TD on a punt return D'Shawn Jamison (90 yds), Texas (9/29/2018)

Field Goals

Had 3 or more field goals 4, Bert Auburn, Texas (11/4/2023)
Had 4 or more field goals 4, Bert Auburn, Texas (11/4/2023)
Game-winning FG with less than one minute 0:00 (61 yds), Harrison Mevis, Missouri (9/16/2023)

Blocked Kicks/Onside Kick

Blocked an extra point Myles Garrett, Texas A&M (12/28/2016)
Blocked a field goal Kyle Rose, West Virginia (11/20/2014)
Blocked a punt Jordan Sterns, Oklahoma State (11/1/2014)
TD on blocked punt return D.J. Adeoba (26 yds), Massachusetts (9/5/2009)
Defensive extra point Darrent Williams (85-yd blocked XP return), Oklahoma State (10/12/2002)
Recovered an onside kick Baylor (11/11/2023)



RECORDS WATCH

CAREER RUSHING YARDS

Rk	Player, Years	Att	Yds
1.	Darren Sproles, 2001-04	815	4,979
6.	Alex Barnes, 2016-18	458	2,616
7.	Eric Hickson, 1994-95, 1997-98	507	2,537
8.	Collin Klein, 2009-12	601	2,485
9.	Mike Lawrence, 1994-97	491	2,265
10.	J.J. Smith, 1991-94	491	2,210
11.	Isaac Jackson, 1971-73	492	2,182
12.	DJ Giddens, 2022-24	361	2,068

CAREER 100-YARD RUSHING GAMES

Rk	Player, Years	No.
1.	Darren Sproles, 2001-04	24
6.	Collin Klein, 2010-12	10
	Eric Hickson, 1994-95, 1997-98	10
	J.J. Smith, 1991-94	10
9.	Josh Scobey, 2000-01	9
10.	DJ Giddens, 2022-24	8
	Ell Roberson, 2000-03	8
	Isaac Jackson, 1971-73	8

CAREER RUSHING YARDS PER CARRY

Rk	Player, Years	Att	Yds	Avg.
1.	Darren Sproles, 2001-04	815	4,979	6.11
2.	DJ Giddens, 2022-24	361	2,068	5.73
3.	Alex Barnes, 2016-18	458	2,616	5.71
4.	James Johnson, 2006-07	272	1,509	5.55
5.	Deuce Vaughn, 2020-22	651	3,604	5.54
6.	Jesse Ertz, 2014-17	256	1,399	5.46
7.	Daniel Thomas, 2009-10	545	2,850	5.23
8.	Marlon Charles, 1996-98	225	1,133	5.04
9.	Eric Hickson, 1994-95, 97-98	507	2,537	5.00
10.	John Hubert, 2010-13	599	2,993	5.00

CAREER RUSHING YARDS PER GAME [MIN. 20 GAMES]

Rk	Player, Years	Gms	Yds	Avg.
1.	Daniel Thomas, 2009-10	25	2,850	114.0
2.	Darren Sproles, 2001-04	45	4,979	110.6
3.	Deuce Vaughn, 2020-22	37	3,604	97.4
4.	Josh Scobey, 2000-01	24	1,981	82.5
5.	Alex Barnes, 2016-18	36	2,616	72.7
6.	DJ Giddens, 2022-24	30	2,068	68.9
7.	Ell Roberson, 2000-03	41	2,818	68.7
8.	James Johnson, 2006-07	22	1,509	68.6
9.	Isaac Jackson, 1971-73	33	2,182	66.1
10.	John Hubert, 2010-13	46	2,993	65.1

CAREER RUSHING TOUCHDOWNS

Rk	Player, Years	TDs
1.	Collin Klein, 2010-12	56
6.	Daniel Thomas, 2009-10	30
7.	John Hubert, 2010-13	28
8.	Jonathan Beasley, 1996-97, 99-2000	26
	Eric Hickson, 1994-95, 97-98	26
10.	Alex Barnes, 2016-18	25
	DJ Giddens, 2022-24	17

CONSECUTIVE 100-YARD RUSHING GAMES

Rk	Player, Dates	Gms
1.	Darren Sproles, 10/5/2002 – 8/23/2003	10
2.	Deuce Vaughn, 10/30/2021 – 9/10/2022	8
3.	DJ Giddens, 11/11/2023 – 9/7/2024	6
	Isaac Jackson, 9/22/1973 – 10/27/1973	6

CAREER EXTRA POINTS MADE

Rk	Player, Years	XP	XPA
1.	Martin Gramatica, 1994-95, 97-98	187	192
5.	Anthony Cantele, 2010-12	118	120
6.	Chris Tennant, 2021-24	108	111

CAREER EXTRA POINTS ATTEMPTED

Rk	Player, Years	XP	XPA
1.	Martin Gramatica, 1994-95, 97-98	187	192
5.	Anthony Cantele, 2010-12	118	120
6.	Tate Wright, 1990-93	103	113
7.	Chris Tennant, 2021-24	108	111

CAREER EXTRA POINT PERCENTAGE [MIN. 100 ATT.]

Rk	Player, Years	EP	Att	Pct
1.	Matthew McCrane, 2014-17	133	134	99.3
2.	Anthony Cantele, 2010-12	118	120	98.3
3.	Jamie Rheem, 1996-97, 1999-2000	135	138	97.8
4.	Martin Gramatica, 1994-95, 1997-98	187	192	97.4
5.	Chris Tennant, 2021-23	108	111	97.3

CAREER FIELD GOALS MADE

Rk	Player, Years	FG	FGA
1.	Matthew McCrane, 2014-17	57	66
6.	Anthony Cantele, 2010-12	37	48
	Mark Porter, 1985-88	37	54
	Steve Willis, 1981-84	37	58
9.	Brooks Rossman, 2007-08	31	40
	Tate Wright, 1990-93	31	51
	Chris Tennant, 2021-23	30	43

CAREER 50-YARD FIELD GOALS MADE

Rk	Player, Years	No.
1.	Matthew McCrane, 2014-17	5
	Jeff Snodgrass, 2005-06	5
	Martin Gramatica, 1994-95, 97-98	5
4.	Mark Porter, 1985-88	4
5.	Five Times (Last: Chris Tennant, 2021-23)	2

CAREER FIELD GOALS ATTEMPTED

Rk	Player, Years	FG	FGA
1.	Martin Gramatica, 1994-95, 97-98	54	70
7.	Joe Rheem, 2001-04	38	50
8.	Jamie Rheem, 1996-97, 99-2000	39	49
9.	Anthony Cantele, 2010-12	37	48
10.	Chris Tennant, 2021-23	30	43

CAREER INTERCEPTION RETURN TOUCHDOWNS

Rk	Player, Years	TDs
1.	Brandon Archer, 2003-06	3
	Bobby Walker, 2001-02	3
	Brad Lambert, 1984-87	3
4.	Duke Shelley, 2015-18	2
	Ty Zimmerman, 2010-13	2
	Allen Chapman, 2011-12	2
	Ted Sims, 2002-05	2
	Rashad Washington, 2000-03	2
	Milton Proctor, 1998-2001	2
	Chris Canty, 1994-96	2
	Mario Smith, 1994-96	2
	C.J. Masters, 1989-92	2
	Erick Harper, 1986-89	2
	Keenan Garber, 2019-23	1