

BYU

BYU WOMEN'S BASKETBALL MEDIA GUIDE • 2024-2025  
BYU WOMEN'S BASKETBALL MEDIA GUIDE • 2024-2025





The 2024-25 BYU Women's Basketball Almanac has been designed to provide local, regional and national media with useful information about the history and tradition of the BYU basketball program. Additional information is available online at [byucougars.com](http://byucougars.com).

Should you require additional information, such as photographs, video, historical documents, media interviews, etc. please contact Austin Rustand at [austin\\_rustand@byu.edu](mailto:austin_rustand@byu.edu) or (520) 989-1799. We appreciate your coverage of BYU basketball and look forward to seeing you at the Marriott Center this season.

#### BYU WOMEN'S BASKETBALL NOTABLES

- 17 All-Americans
- 15 NCAA Tournament Appearances
- 13 Conference Championships
- 1 National Player of the Year
- 12 Conference Players of the Year
- 6 Conference Defensive Players of the Year
- 5 Conference Tournament Titles

'84, '85, '93, '00, '02, '03, '06, '07, '12, '14, '15, '16, '19, '21, '22  
 IAC: '78, '79, '80, '81, '82 || HCAC: '84 & '85 || WAC: '93 || MWC: '06, '07, '11 || WCC: '16 & '22  
 Tina Gunn Robison – 1980  
 HCAC: '85, '86, '87 || MWC: '06, '07 || WCC: '12, '14, '15, '16, '17, '21, '22  
 MWC: '11 || WCC: '14, '17, '18, '20, '23  
 WAC: '93 || MWC: '02 || WCC: '12, '15, '19





<b>2024-25 BYU WOMEN'S BASKETBALL MEDIA GUIDE</b> .....	<b>1</b>
BYU Women's Hoops Notables .....	2
Table of Contents .....	3
Quick Facts .....	4

## 2024-25 BYU COUGARS

Season Preview .....	6
2024-25 Schedule .....	7
2024-25 Roster .....	8
2024-25 Roster Breakdown .....	9
Seniors (numerical) .....	10-18
Juniors (numerical) .....	19-26
Sophomores (numerical) .....	27-28
Freshmen (numerical) .....	29-31
Head Coach Amber Whiting .....	32-33
Assistant Coaches .....	34-38
Basketball Staff .....	39-40

## OPPONENT INFORMATION

Series vs. 2024-25 Opponents .....	41-43
2024-25 Opponent Information .....	44-47

## THE UNIVERSITY

This is BYU .....	49-50
Athletic Administration .....	51
Marriott Center .....	52
Marriott Center Annex .....	53-54

## BYU WOMEN'S HOOPS HISTORY

All-Time Lettermen .....	56-58
Year-by-Year & Coaching Records .....	59-60
All-time Series Records .....	61-62
Series vs. All-time Opponents .....	63-81
All-time Season Results .....	82-95
Postseason Records/Results .....	96-97
Yearly Tournament Results .....	98-99
BYU as/vs. Ranked Teams .....	100-103
Cougars in the WNBA .....	104

## ALL-TIME HONORS

National Player of the Year - Tina Gunn Robison .....	106
All-Americans .....	107
Conference Honors .....	108
All-Conference Performers .....	109-110
Retired Jerseys .....	111

## BYU HOOPS RECORDS

Individual Career Records .....	113-116
Individual Season Records .....	117-119
Individual Game Records .....	120-121
30-Point Games .....	122
Freshman Season Records .....	123-125
Team Season Records .....	126-128
Team Game Records .....	129-130
Last time that BYU (Team) .....	131
Last time that BYU (Individual) .....	132
2,000 and 1,000 Point Clubs .....	133-137

Media Services .....	138-139
----------------------	---------







## QUICK FACTS

### UNIVERSITY INFORMATION

Location	Provo, Utah
Founded	October 16, 1875
Elevation	4,553 feet
Enrollment	34,937
Nickname	Cougars
Mascot	Cosmo
Colors	Royal Blue, Navy Blue and White
Arena (capacity)	Marriott Center (17,978)
Conference	Big 12
President	C. Shane Reese
Athletics Director	Tom Holmoe

### BYU TEAM INFORMATION

2023-24 Overall Record	16-17
Conference Record/Finish	6-12 (10th, Big 12)
2023-24 Postseason	WBIT 1st Round
2024 Final National Ranking	NR/NR
Starters Returning/Lost	3/2
Lettermen Returning/Lost	4/6
Newcomers	9
Returning Redshirts	0

### BASKETBALL STAFF

Head Coach	Amber Whiting (BYU, 2001)
Record at School (years)	32-34 (3rd year)
Career Division I Record (years)	32-34 (3rd)
Associate Head Coach	Lee Cummard (BYU, 2009)
Assistant Coach	John Wardenburg (Southern Utah, 2021)
Assistant Coach	Jordan Loera (Oregon, 2016)
Director of Player Development	Josh Edwards (Saint Catherine's, 2011)
Director of Basketball Operations	Keilani Unga (BYU, 2013)
Director of Video, Strategy and Analytics	Alli Winters (M.A. Gonzaga, 2021)
Director of Strength and Conditioning	Steven Arnold (M.S. Bond, 2018)
Head Athletic Trainer	Jeff Hurst (M.S. BYU, 2004)

### PROGRAM HISTORY

First Year of Basketball	1961-62*
Overall All-Time Record	934-557 (.626)*
Winning Seasons	43 of 52*
Conference Championships	13 (last 2021-22)
Postseason Appearances (record)	25 (17-26; .395)
NCAA Appearances (record)	15 (7-16; .304)
Last NCAA Appearance	2022
Result	(0-1) lost, NCAA First Round (Michigan) Loss vs. Villanova, 57-61
NIT Appearances (Record)	9 (10-9)
Last NIT Appearance	2023
Result	(0-1) lost to Rice, 67-71
WBIT Appearances	1 (0-1; .000)
Last NIT Appearance	2024
Result	(0-1) lost at Santa Clara, 59-60

### MEDIA RELATIONS

Basketball Media Relations	Austin Rustand
Cell Phone	520-989-1799
Email	austin_rustand@byu.edu
Associate AD Communication & Media Strategy	Jon McBride
Cell Phone	801-866-4932
Email	jonathanmcbride@byu.edu
Media Relations Main Office	801-422-8948
Media Relations Fax	801-422-0633
Website	<a href="http://byucougars.com">byucougars.com</a>
Address	30 SFH, Provo, UT 84602-2239

### SOCIAL MEDIA

Website	<a href="http://byucougars.com">byucougars.com</a>
Instagram	<a href="https://www.instagram.com/byuwbb">@byuwbb</a>
Twitter	<a href="https://twitter.com/byuwbb">@byuwbb</a>
Facebook	<a href="https://www.facebook.com/byuwomensbasketball">/byuwomensbasketball</a>

### MEDIA GUIDE CREDITS

Produced by	Austin Rustand
Photography by	BYU Photo, Jaren Wilkey, Nate Edwards, Austin Rustand & Lizzy Hall
Printing by	BYU Print Services

\* BYU women's basketball records were not kept until 1972-73



### EMMA CALVERT — SENIOR

2023-24 STATS: 7.4 PPG || 4.1 RPG || 1.3 BPG (LED BYU)



**AMARI WHITING — SOPHOMORE****2023-24 STATS: 10.6 PPG || 4.9 RPG || 3.73 APG (LED BYU) || 1.52 SPG (LED BYU)**





BYU looks to return to winning ways as the Cougars approach the 2024-25 campaign with nine new faces and a new style of play.

The Cougars are led by head coach Amber Whiting, who enters her third season at the helm of the program. In her first two seasons in Provo, Whiting's teams have totaled an overall record of 32-34 with two postseason appearances, one in the WNIT in 2022-23 and a trip to the inaugural WBIT last season.

In 2023-24, the Cougars finished at 16-17, fueled by two All-Big 12 players in Lauren Gustin (1st Team) and Kailey Woolston (Honorable Mention), senior staple Kaylee Smiler and freshman standout Amari Whiting. BYU finished 10th in the Big 12 regular season standings before falling to Kansas in the second round of the Big 12 Championship.

There were many milestones set during the 2023-24 season for the Cougars. Gustin eclipsed BYU's all-time rebounding record with 1,694 career boards and 547 offensive rebounds (1st). She also broke into the top 10 in career rebounds per game (2nd), field goals made (6th) and points scored (9th).

Woolston set the program record for 3-point percentage as she went 81-174 from behind the arc for a 46.6 percent clip, also a freshman record. Her 81 made threes set the second-highest mark for a freshman and the eighth most in a single season in BYU history. Her 46.6 percent from downtown also set the freshman record by nearly four percentage points.

Amari Whiting added to the record year by recording the third-best mark for a freshman in assists (123), free throws made (80), defensive rebounds (136) and games played (33). She also matched the freshman record for games started by a freshman with 33 starts. Whiting also slid into the freshman records' top 10 in points (7th), with 349, 3-point field goals made (7th), with 31, 3-point field goal percentage (9th) at 31 percent, total rebounds (10th), with 163, assists per game (4th) at 3.73 per contest, steals (7th), with 50 and steals per game (8th) at 1.52.

The Cougars also picked up their first top-20 win of the Whiting era as they knocked off No. 18 Baylor on February 7, 2024. In that game, Gustin scored a game-high 23 points on 9-of-14 shooting and grabbed 16 rebounds. Amari Whiting also flirted with the first recorded triple-double in program history as she recorded 14 points, nine assists and eight rebounds in the win over the Bears.



The Cougars return just four players from a season ago while adding five true freshmen and four Division I transfers to the 2024-25 roster. Despite losing its two top scorers in Lauren Gustin (graduation) and Kailey Woolston (LDS mission) from a year ago, BYU returns three players in Amari Whiting, Emma Calvert and Lauren Davenport who each started at least 10 games last season.

Whiting also added four transfers: Kemery (Martin) Congdon from Cal, Marya Hudgins from Santa Clara, Hattie Ogden from Buffalo and Kendra Gillispie from Arkansas State who will play big minutes in 2024-25.

Ari Mackey-Williams and Kylie Krebs will both miss the 2024-25 season due to injury.

The third-year head coach brings in a highly-touted group of freshmen led by Delaney Gibb who is the 77th-ranked player in ESPN's 2024 HoopGurlz Recruiting Rankings. Gibb is joined by two-time Idaho 4A Player of the Year Brinley Cannon, three-time Utah 6A state champions Sarah Bartholomew and Naia Tanuvasa and Idaho 5A All-State honoree Kambree Barber.

This new-look BYU team has a tough task in front of them as they enter their second year as a member of the Big 12 Conference. Perennial powers Texas and Oklahoma left the conference to join the SEC this summer, but Big 12 women's basketball likely took a step forward, despite their departure.

With the additions of Arizona, Arizona State, Colorado and Utah, the Big 12 has eight conference members that were selected to the 2024 NCAA Tournament, without including Texas and Oklahoma. Arizona, Baylor, Colorado, Iowa State, Kansas, Kansas State, Utah and West Virginia all made the trip to the Big Dance with all but Arizona advancing to the Round of 32. The Buffaloes and Cyclones each made a run to the Sweet 16 before falling to National Runner-up Iowa Hawkeyes and USC Trojans, respectively.

"We are really looking forward to our second season in the Big 12 Conference," said BYU head coach Amber Whiting. "With the women we have returning, the additions from the portal and our talented group of freshmen, we have a really solid group that is eager to prove that we belong in the best basketball conference in the country."

During the 2024-25 campaign, BYU will play a home-and-home series with the Arizona Wildcats, Arizona State Sun Devils and the Utah Utes. The Cougars will host Colorado, Houston, Kansas, Kansas State, Oklahoma State and UCF while traveling to take on Baylor, Cincinnati, Iowa State, TCU, Texas Tech and West Virginia.

"This team is going to look a lot different than last season, not just with the players on the floor, but also the way we play," Whiting said. "The Big 12 Conference is stacked top-to-bottom with talented, veteran teams that will demand us to play our very best, night in and night out. I'm optimistic about the strides my women have taken throughout summer workouts and now in practice, and I'm excited to see what they can do when we take the floor next month."







DAY	DATE	OPPONENT	ARENA	TIME	SITE	TV/STREAM
Tuesday	Nov. 6	Idaho	Marriott Center	7 p.m. MT	Provo, UT	ESPN+
Saturday	Nov. 9	Wyoming	Marriott Center	2 p.m. MT	Provo, UT	ESPN+
Wednesday	Nov. 13	Colorado State	Marriott Center	11 a.m. MT	Provo, UT	ESPN+
Saturday	Nov. 16	at Idaho State	Reed Gym	7 p.m. MT	Pocatello, ID	ESPN+
Tuesday	Nov. 19	McNeese	Marriott Center	7 p.m. MT	Provo, UT	ESPN+
Saturday	Nov. 23	Northern Colorado	Marriott Center	3 p.m. MT	Provo, UT	ESPN+
Thursday	Nov. 29	vs. Rice	Hard Rock Hotel Riviera Maya	7 p.m. MT	Cancún, Mexico	
Friday	Nov. 30	vs. Iowa	Hard Rock Hotel Riviera Maya	7 p.m. MT	Cancún, Mexico	
Thursday	Dec. 5	at UTEP	Don Haskins Center	7 p.m. MT	El Paso, TX	ESPN+
Tuesday	Dec. 10	Utah Valley	Marriott Center	7 p.m. MT	Provo, UT	ESPN+
Friday	Dec. 13	at Washington State	Beasley Coliseum	6 p.m. PT	Pullman, WA	ESPN+
Saturday	Dec. 21	Arizona*	Marriott Center	4 p.m. MT	Provo, UT	ESPN+
Wednesday	Jan 1	at Cincinnati*	Fifth Third Arena	2 p.m. ET	Cincinnati, OH	ESPN+
Saturday	Jan. 4	at West Virginia*	WVU Coliseum	6 p.m. ET	Morgantown, WV	ESPN+
Wednesday	Jan. 8	Houston*	Marriott Center	7 p.m. MT	Provo, UT	ESPN+
Saturday	Jan. 11	Kansas State*	Marriott Center	4 p.m. MT	Provo, UT	ESPN+
Saturday	Jan. 18	at Texas Tech*	United Supermarkets Arena	2 p.m. CT	Lubbock, TX	ESPN+
Wednesday	Jan. 22	at Iowa State*	Hilton Coliseum	6:30 p.m. CT	Ames, IA	ESPN+
Saturday	Jan. 25	Utah*	Marriott Center	2:30 p.m. CT	Provo, UT	ESPNU
Wednesday	Jan. 29	Colorado*	Marriott Center	7 p.m. MT	Provo, UT	ESPN+
Saturday	Feb. 1	at Arizona State*	Desert Financial Arena	TBD	Tempe, AZ	ESPN+
Wednesday	Feb. 5	UCF*	Marriott Center	7 p.m. MT	Provo, UT	ESPN+
Saturday	Feb. 8	at Baylor*	Foster Pavilion	7 p.m. CT	Waco, TX	ESPN+
Tuesday	Feb. 11	at TCU*	Schollmaier Arena	6:30 p.m. CT	Fort Worth, TX	ESPN+
Saturday	Feb. 15	Oklahoma State*	Marriott Center	2 p.m. MT	Provo, UT	ESPN+
Wednesday	Feb. 19	at Arizona*	McKale Center	6 p.m. MT	Tucson, AZ	ESPN+
Saturday	Feb. 22	Arizona State*	Marriott Center	4 p.m. MT	Provo, UT	ESPN+
Tuesday	Feb. 25	Kansas*	Marriott Center	7 p.m. MT	Provo, UT	ESPN+
Saturday	March 1	at Utah*	Huntsman Center	1:30 p.m. MT	Salt Lake City, UT	ESPN+
	March 5-10	Big 12 Championship	T-Mobile Center		Kansas City, MO	ESPN+

Home Games in Bold

% Cancún Challenge

\* Big 12 Conference Game

^ Big 12 Championship Game

#NCAA Tournament





#	Name	Position	Height	Class	Experience*	Hometown (Previous/HS)
0	Naia Tanuvasa	G	5-9	Fr.	HS	Highland, Utah (Lone Peak HS)
1	Amari Whiting	G	5-10	So.	1	Burley, Idaho (Burley HS)
2	Kylie Krebs	G	5-6	RS-Sr.	3	Oahu, Hawaii (Glendale CC)
8	Arielle Mackey-Williams	G	5-9	RS-Jr.	3	Ngati Porou, New Zealand (Tai Wananga Ki Ruakura)
11	Delaney Gibb	G	5-10	Fr.	HS	Raymond, Alberta, Canada (Raymond HS)
14	Kambree Barber	G	6-0	Fr.	HS	Rigby, Idaho (Rigby HS)
15	Kemery Congdon	G	6-0	RS-Sr.	5	Sandy, Utah (California)
21	Heather Hamson	F	6-3	RS-Jr.	3	Lindon, Utah (Pleasant Grove HS)
23	Marya Hudgins	G	6-0	Jr.	2	Aurora, Colorado (Santa Clara)
24	Brinley Cannon	G	6-1	Fr.	HS	Shelley, Idaho (Shelley HS)
25	Emma Calvert	F	6-4	Sr.	3	Farr West, Utah (Fremont HS)
30	Lauren Davenport	G	6-0	Sr.	3	Idaho Falls, Idaho (Boston)
33	Hattie Ogden	F	6-1	Jr.	2	Magrath, Alberta, Canada (Buffalo)
35	Kendra Gillispie	F	6-2	Sr.	3	Oklahoma City, Oklahoma (Arkansas St./Baylor)
45	Sarah Bartholomew	C	6-3	Fr.	HS	Highland, Utah (Lone Peak HS)

Head Coach: Amber Whiting (BYU, 2001)

Assistant Coach: Lee Cumard (BYU, 2009)

Assistant Coach: John Wardenburg (BYU, 1986)

Assistant Coach: Jordan Loera (Oregon, 2016)

Director of Basketball Operations: Keilani Unga (BYU, 2013)

Director of Player Development: Josh Edwards (Saint Catherine's College, 2011)

Director of Video and Strategy: Alli Winters (Utah, 2017)

Athletic Trainer: Jeff Hurst (BYU, 2000)

Strength and Conditioning Coach: Steven Arnold (BYU, 2015)

Director of Communications: Austin Rustand (BYU, 2023)

\* Years played at the college level

## PRONUNCIATION GUIDE

0. Naia Tanuvasa	N-EYE-uh Tah-noo-vah-suh
1. Amari Whiting	Ah-MAR-ee WHITE-ing
8. Arielle Mackey-Williams	AR-ee-EL Mack-ee - Williams
14. Kambree Barber	CAME-bree Barber
15. Kemery Congdon	Kemery KONG-dun
23. Marya Hudgins	Muh-RYE-uh Hudgins
25. Emma Calvert	Emma CAL-vert
33. Hattie Ogden	HAT-ee Ogden
35. Kendra Gillispie	Kendra Guh-LISS-pe
Amber Whiting	Amber WHITE-ing
Lee Cumard	Lee cuh-MARD
Jordan Loera	Jordan Low-ETTA
Keilani Unga	Kay-LAWN-ee OON-guh

## ROSTER BY STATE/COUNTRY

### Canada || 2

Delaney Gibb	Raymond, Alberta
Hattie Ogden	Magrath, Alberta

### Colorado || 1

Marya Hudgins	Aurora
---------------	--------

### Hawaii || 1

Kylie Krebs	Oahu
-------------	------

### Idaho || 4

Kambree Barber	Rigby
Brinley Cannon	Shelley
Lauren Davenport	Idaho Falls
Amari Whiting	Burley

### New Zealand || 1

Arielle Mackey-Williams	Ngati Porou
-------------------------	-------------

### Oklahoma || 1

Kendra Gillispie	Oklahoma City
------------------	---------------

### Utah || 5

Sarah Bartholomew	Highland
Emma Calvert	Farr West
Heather Hamson	Lindon
Kemery Congdon	Sandy
Naia Tanuvasa	Highland

## ROSTER BY CLASSIFICATION

### SENIORS || 5

Emma Calvert	F
Lauren Davenport	G
Kendra Gillispie	F
Kylie Krebs	G
Kemery Congdon	G

### JUNIORS || 4

Heather Hamson	F
Marya Hudgins	G
Arielle Mackey-Williams	G
Hattie Ogden	G

### SOPHOMORES || 1

Amari Whiting	G
---------------	---

### FRESHMAN || 5

Kambree Barber	G
Sarah Bartholomew	C
Brinley Cannon	G/F
Delaney Gibb	G
Naia Tanuvasa	G

## ROSTER BY POSITION

### Guards || 11

Kambree Barber	G
Brinley Cannon	G/F
Lauren Davenport	G
Delaney Gibb	G
Marya Hudgins	G
Kylie Krebs	G
Arielle Mackey-Williams	G
Kemery Congdon	G
Hattie Ogden	G
Naia Tanuvasa	G
Amari Whiting	G

### Forwards || 3

Emma Calvert	F
Kendra Gillispie	F
Heather Hamson	F

### Center || 1

Sarah Bartholomew	C
-------------------	---





## STARTERS RETURNING || 3

No.	Name	Pos.	Ht.	Yr.	GS
1	Amari Whiting	G	5-10	So.	33
25	Emma Calvert	F	6-4	Sr.	13
30	Lauren Davenport	G	6-0	Sr.	10

## OTHER LETTER-WINNERS RETURNING || 1

No.	Name	Pos.	Ht.	Yr.	GP
21	Heather Hamson	F	6-3	Sr.	15

## FRESHMEN || 5

No.	Name	Pos.	Ht.	Hometown
0	Naia Tanuvasa	G	5-10	Highland, Utah
11	Delaney Gibb	G	5-10	Raymond, Alberta, Canada
14	Kambree Barber	G	6-0	Rigby, Idaho
24	Brinley Cannon	G/F	6-1	Shelley, Idaho
45	Sarah Bartholomew	C	6-3	Highland, Utah

## TRANSFERS || 4

No.	Name	Pos.	Ht.	Prev. School
15	Kemery Congdon	G	6-0	California
23	Marya Hudgins	G	6-0	Santa Clara
33	Hattie Ogden	F	6-1	Buffalo
35	Kendra Gillispie	F	6-2	Arkansas State

## STARTERS LOST || 4

No.	Name	Pos.	Ht.	Reason
10	Kailey Woolston	G	5-11	LDS Mission
11	Kaylee Smiler	G	5-9	Graduated
12	Lauren Gustin	F	6-1	Exhausted Eligibility
24	Rose Bubakar	F	6-0	Transferred

## OTHER LETTERMEN LOST || 2

No.	Name	Pos.	Ht.	Reason
4	A'lia Matavao	F	6-0	Transferred
20	Marina Mata	F	6-1	Professional Contract in Spain

## INCOMING PRODUCTION FROM DI TRANSFERS || 4\*

No.	Name	PPG	RPG	APG	SPG	BPG
15	Kemery Congdon	6.7	2.5	1.5	0.8	0.3
23	Marya Hudgins	7.7	5.4	1.0	0.9	0.7
33	Hattie Ogden	7.5	4.5	1.3	1.3	0.6
35	Kendra Gillispie	3.5	5.1	0.3	0.6	0.3

\* Stats from most recent NCAA Division I season

## RETURNING PRODUCTION

## POINTS - 798 OF 2,158 || .370

No.	Name	G	Points	PPG
1	Amari Whiting	33	349	10.6
25	Emma Calvert	33	244	7.4
30	Lauren Davenport	32	192	6.0
21	Heather Hamson	15	13	0.9

## REBOUNDS - 390 OF 1,294 || .301

No.	Name	G	Rebounds	RPG
1	Amari Whiting	33	163	4.9
25	Emma Calvert	33	134	4.1
30	Lauren Davenport	32	87	2.7
21	Heather Hamson	15	6	0.4

## ASSISTS - 194 OF 504 || .385

No.	Name	G	Assists	APG
1	Amari Whiting	33	123	3.73
30	Lauren Davenport	32	36	1.13
25	Emma Calvert	33	34	1.03
21	Heather Hamson	15	1	0.07

## BLOCKS - 67 OF 123 || .545

No.	Name	G	Blocks	BPG
25	Emma Calvert	33	43	1.30
30	Lauren Davenport	32	16	0.50
1	Amari Whiting	33	7	0.21
21	Heather Hamson	15	1	0.07

## STEALS - 81 OF 184 || .440

No.	Name	G	Steals	SPG
1	Amari Whiting	33	50	1.52
25	Emma Calvert	33	19	0.58
30	Lauren Davenport	32	11	0.34
21	Heather Hamson	15	1	0.07

## RETURNING STATISTICAL LEADERS

Stat	Name	Total	Avg.
Minutes	Amari Whiting	1,046	31.7
Points	Amari Whiting	349	10.6
Field Goals	Amari Whiting	119	3.6
Field Goal Pct.	Emma Calvert	94-209	.450
3-Point FG	Lauren Davenport	39	1.2
3-Point FG Pct.	Lauren Davenport	39-111	.351
Free Throws	Amari Whiting	80	2.4
Free-Throw Pct.	Emma Calvert	33-52	.635
Rebounds	Amari Whiting	163	4.9
Assists	Amari Whiting	123	3.73
Blocks	Emma Calvert	43	1.30
Steals	Amari Whiting	50	1.52





## PERSONAL

- Born in Honolulu, Hawaii
- Daughter of Kenny and Katharine Krebs
- Brothers Brock and Kason played football for BYU, Kaulin and Kameron played football for Cal Berkeley, Kelsea played water polo for Arizona State and Kallee played rugby for Arizona State
- Majoring in Exercise and Wellness

## KYLIE KREBS

SENIOR || GUARD || 5-6 || OAHU, HAWAII || GLENDALE COMMUNITY COLLEGE

## CAREER HIGHS

Statistic	#
Points	-
Rebounds	-
Assists	-
Steals	-
Blocks	-
Field Goals	-
Field Goal Att.	-
3-Point FG	-
3-Point FG Att.	-
Free Throws	-
Free Throw Att.	-
Minutes:	1

vs. Boise State (12/9/23)

## SUPERLATIVES

Statistic	2023-24	Career	Last
10-plus Points	-	-	-----
20-plus Points	-	-	-----
3-plus 3-PT FG	-	-	-----
5-plus 3-PT FG	-	-	-----
5-plus Rebounds	-	-	-----
10-plus Rebounds	-	-	-----
3-plus Assists	-	-	-----
5-plus Assists	-	-	-----
3-plus Blocks	-	-	-----
3-plus Steals	-	-	-----
5-plus Steals	-	-	-----
Double-doubles	-	-	-----

## BEFORE BYU

- Two-year honor roll honoree at Glendale Community College
- 6A All-District First Team
- 6A Desert Valley All-Region Second Team
- Grew up on the North Shore of Oahu, Hawaii where she was a competitive surfer

## CAREER STATISTICS

YEAR	GP-GS	MPG	FG-FGA	PCT	3FG-A	PCT	FT-FTA	PCT	OFF-DEF-REB	R/GM	PF-D	A	A/GM	TO	BLK	B/GM	STL	S/GM	PTS	AVG
2020-21	0-0	0.0	0-0	.000	0-0	.000	0-0	.000	0-0-0	0.0	0-0	0	0.0	0	0	0.0	0	0.0	0	0.0
2021-22	18-10	3.8	36-89	.404	1-4	.250	20-32	.625	22-43-65	3.6	3-0	15	0.8	38	1	0.1	7	0.4	93	5.2
2022-23	18-1	1.3	2-9	.222	0-2	.000	3-3	1.000	2-0-2	0.1	3-0	0	0.0	1	0	0.0	1	0.1	7	0.4
2023-24	1-0	0.5	0-0	.000	0-0	.000	0-0	.000	0-0-0	0.0	0-0	0	0.0	0	0	0.0	0	0.0	0	0.0
CAREER	37-11	1.9	38-98	0.4	1-6	.167	23-35	.657	24-43-57	1.5	6-0	15	0.4	39	1	0.0	8	0.2	100	2.7





# KEMERY CONGDON (MARTÍN)

RS-SENIOR || GUARD || 6-0 || SANDY, UTAH || UTAH/CAL

## CAREER HIGHS

Statistic	#
Points	25
Rebounds	9
Assists	7
Steals	4
Blocks	4
Field Goals	10
Field Goal Att.	20
3-Point FG	5 (3x)
3-Point FG Att.	11 (2x)
Free Throws	6
Free Throw Att.	8
Minutes:	41

Statistic	Game (Date)	Statistic	2023-24	Career	Last
10-plus Points	Utah at ASU (1/24/21)	20-plus Points	9	40	2/25/24
20-plus Points	Cal at WSU (2/5/23)	3-plus 3-PT FG	–	4	1/15/23
3-plus 3-PT FG	Cal vs. SMC (12/2/23)	5-plus 3-PT FG	5	18	2/25/24
5-plus 3-PT FG	Cal vs. EWU (12/15/23)	5-plus Rebounds	–	3	1/15/23
5-plus Rebounds	Cal vs. CSU-B (11/6/23)	10-plus Rebounds	5	22	2/11/24
10-plus Rebounds	Utah at ASU (1/24/21)	3-plus Assists	–	–	–
3-plus Assists	Cal at Utah (2/23/23)	5-plus Assists	7	27	2/29/24
5-plus Assists	Cal at UCLA (1/15/23)	3-plus Blocks	2	4	12/2/23
3-plus Blocks	Cal vs. Tex. A&M (11/25/23)	3-plus Steals	1	1	–
3-plus Steals	Utah vs. WSU (2/21/21)	5-plus Steals	1	1	–
5-plus Steals	Utah vs. WSU (2/21/21)	Double-doubles	–	–	–
Double-doubles	Cal at USC (2/19/23)				

## CAREER HIGHLIGHTS

- Pac-12 All-Conference honorable mention selection (2020-21)

## CAL: REDSHIRT JUNIOR (2023-24)

- Appeared in 34 games with 25 starts.
- Averaging 23.3 minutes per contest while scoring 6.7 points per game on 35 percent shooting
- Scored in double-figures in nine games
- Finished 11 games with multiple 3-pointers made
- Dished a career-high seven assists against Saint Mary's on Dec. 2
- Blocked a career-high four shots against CSU Bakersfield on Nov. 6
- Registered a career-high four steals against Eastern Washington on Dec. 15

## CAL: REDSHIRT SOPHOMORE (2022-23)

- One of five players to appear in all 30 games, started every game
- Averaging 28.3 minutes per contest, good for third on the team.
- Notched 10.6 points per game, ranking second on the team.
- Led the Bears with a career-high 59 3-pointers, which ranked seventh in the Pac-12
- Her 59 makes from deep is the seventh-highest mark on Cal's all-time single-season list

## UTAH: REDSHIRT (2021-22)

- Appeared in six games for the Utes before suffering a season-ending injury
- Averaged 10.8 minutes, 1.7 points, and 1.3 rebounds per game

## UTAH: SOPHOMORE (2020-21)

- Pac-12 All-Conference honorable mention selection
- Appeared in 21 games, starting 17 while averaging 27.1 minutes, 11.1 points and 2.5 rebounds
- Recorded a career-high 25 points on 10-of-12 shooting, going a perfect 5-for-5 from deep and added two steals at Arizona State on Jan. 24
- Scored in double-figures 13 times, including in 10 of the last 12 games
- Recorded 21 points after going 8-of-17 from the floor and 3-of-6 from the three at Cal on Feb. 5
- Had a career-high six assists with 10 points and five rebounds against USC on Feb. 14
- Back-to-back games with 13 points and a career-high six rebounds against

Washington State in the regular season finale on Feb. 21 and again in the Pac-12 Tournament on March 3

- Scored 18 points with three made triples at UCLA on Jan. 10

## UTAH: FRESHMAN (2019-20)

- Played in all 31 games, starting nine while averaging 13.9 minutes per game, 4.3 points, 1.3 rebounds and 1.2 assists
- Scored in double-digits in four games, and led the team in scoring in three of four games against Top-10 teams
- Against Oregon and Sabrina Ionescu, Martín went 6-for-10 from the floor and 2-of-4 from three against the Ducks for 15 points with two rebounds, three assists and a steal
- Went 6-of-13 from the field at No. 8 Stanford for a season-high 15 points
- Scored 13 second-half points on 5-for-8 shooting and 2-of-4 from behind the arc at No. 6 Stanford on Jan. 26
- Recorded a career-high four assists against Oral Roberts and against Oregon in the Pac-12 Tournament

## BEFORE COLLEGE

- Named 2019 Utah Gatorade Player of the Year
- Named Utah Ms. Basketball by the Deseret News
- Two-time MaxPreps Semper Fidelis Player of the Year
- Four-time Utah 5A All-State honoree
- Five-star recruit on ESPN.com
- Averaged 21.7 points, 6.8 rebounds, 4.8 assists, 3.0 steals and 1.3 blocks per game as a senior (2018-19)

## PERSONAL

- Married Brandon Congdon on August 17, 2024
- Daughter of Toni Haycock and Jeramie Martin
- Her sister Mariah played basketball at Dixie State, Westminster and Colorado Mesa

## CAREER STATISTICS

YEAR	GP-GS	MPG	FG-FGA	PCT	3FG-A	PCT	FT-FTA	PCT	OFF-DEF-REB	R/GM	PF-D	A	A/GM	TO	BLK	B/GM	STL	S/GM	PTS	AVG
2019-20	31-9	13.9	53-164	.323	18-69	.261	10-24	.417	8-31-39	1.3	17-1	36	1.2	35	7	0.2	7	0.2	134	4.3
2020-21	21-17	27.1	85-225	.378	29-88	.330	34-58	.586	16-36-52	2.5	26-0	35	1.7	52	2	0.1	9	0.4	233	11.1
2021-22	6-0	10.8	7-22	.318	1-11	.091	2-2	1.000	2-6-8	1.3	11-0	5	0.8	5	0	0.0	0	0.0	17	2.8
2022-23	30-30	28.2	118-311	.379	59-155	.381	23-30	.767	18-92-111	3.7	43-0	56	1.9	46	9	0.3	18	0.6	318	10.6
2023-24	34-25	23.3	83-237	.350	40-127	.315	21-28	.750	18-66-84	2.5	40-0	50	1.5	49	11	0.3	27	0.8	227	6.7
CAREER	122-81	22.2	346-959	.361	147-450	.327	90-142	.634	62-232-294	2.4	137-1	182	1.5	187	29	0.2	61	0.5	929	7.6







## #15 || KEMERY CONGDON || CAREER GAME-BY-GAME STATS

CAL    2023-24														UTAH    2021-22													
Opponent	Date	GS	MP	FG	3FG	FT	Reb	PF	A	TO	Blk	Stl	Pts	Opponent	Date	GS	MP	FG	3FG	FT	Reb	PF	A	TO	Blk	Stl	Pts
CSU Bakersfield	11/6	*	24	3-9	2-5	0-0	8	2	5	3	4	1	8	Xavier	11/13	11	2-7	1-6	0-0	0	2	2	2	0	0	0	5
Santa Clara	11/8	*	31	6-13	1-6	2-2	2	0	2	0	1	1	15	Saint Mary's	11/16	15	3-5	0-1	2-2	3	2	2	0	0	0	0	8
Cal Poly	11/13	*	31	4-9	1-3	1-2	4	3	2	3	2	1	10	Cincinnati	11/19	11	2-3	0-0	0-0	3	3	1	0	0	0	0	4
Auburn	11/17	*	29	2-7	1-3	4-5	1	0	0	0	0	0	9	Gonzaga	11/26	11	0-0	0-0	0-0	2	1	0	0	0	0	0	0
Florida A&M	11/20	*	0	0-1	0-0	0-0	0	0	0	1	0	0	0	Hawaii	11/27	8	0-4	0-2	0-0	0	3	0	1	0	0	0	0
San Jose State	11/24	*	26	4-10	1-3	0-0	2	0	0	0	1	2	9	Eastern Illinois	11/28	9	0-3	0-2	0-0	0	0	0	2	0	0	0	0
Texas A&M	11/25	*	38	4-18	4-11	0-0	6	2	0	3	0	1	12	UTAH    2020-21													
Saint Mary's	12/2	*	28	3-11	1-8	0-0	3	1	7	1	0	1	7	Opponent	Date	GS	MP	FG	3FG	FT	Reb	PF	A	TO	Blk	Stl	Pts
Gonzaga	12/7	*	18	1-4	0-1	0-0	3	3	1	0	1	0	2	Oregon	12/6	10	0-3	0-1	0-0	1	0	0	0	0	0	0	0
Nevada	12/9	*	29	4-10	3-7	0-0	4	0	3	1	0	2	11	Oregon State	12/8	30	6-15	1-6	2-2	2	2	2	0	0	1	15	
Eastern Washington	12/15	*	29	3-8	2-4	4-4	3	1	1	1	0	4	12	Montana State	12/11	26	4-10	3-6	1-2	5	2	2	4	1	0	12	
ULM	12/21	*	22	1-6	1-4	1-2	5	1	1	0	0	0	4	Colorado	12/14	26	4-8	1-3	0-2	2	1	2	1	1	0	9	
Stanford	12/29	*	18	0-4	0-2	0-0	3	1	0	2	0	0	0	Arizona State	12/18	*	34	2-6	0-2	1-2	0	2	3	3	0	0	5
Washington	1/5	*	24	2-5	0-2	1-2	1	1	1	0	0	0	5	Arizona	12/20	*	19	3-7	1-3	0-0	4	0	2	5	0	0	7
Washington State	1/7		26	2-6	1-1	1-1	1	0	0	2	0	0	6	Washington State	1/1	*	21	4-11	2-5	0-0	3	0	0	3	0	0	10
Colorado	1/12		23	4-9	2-5	1-2	0	0	0	4	0	2	11	Washington	1/3	*	12	2-6	0-2	1-1	1	1	2	3	0	0	5
Utah	1/14		19	3-7	1-4	0-0	1	2	0	1	1	0	7	USC	1/8	*	20	3-8	2-4	1-2	1	3	0	2	0	0	9
Oregon State	1/19		32	3-8	1-5	4-6	5	2	3	1	0	2	11	UCLA	1/10	*	25	6-11	3-4	3-4	1	0	2	1	0	1	18
Oregon	1/21		17	3-6	3-5	0-0	4	1	1	1	0	1	9	Stanford	1/15	*	25	3-10	0-2	5-6	2	0	0	0	0	0	11
Arizona	1/26		23	2-7	1-6	2-2	3	4	0	6	0	1	7	Arizona	1/22	*	26	5-11	1-4	0-1	0	1	0	5	0	1	11
Arizona State	1/28		15	1-3	0-0	0-0	0	3	0	0	0	0	2	Arizona State	1/24	*	33	10-12	5-5	0-4	2	3	0	3	0	2	25
UCLA	2/2		20	2-6	0-3	0-0	1	2	1	3	0	0	4	Oregon State	1/31	*	32	7-18	1-5	1-1	4	4	1	2	0	0	16
USC	2/4	*	18	3-7	1-4	0-0	1	3	0	2	0	2	7	California	2/5	*	33	8-17	3-6	2-4	1	0	3	0	0	2	21
Washington State	2/9	*	24	3-4	1-2	0-0	0	1	4	1	0	0	7	Stanford	2/7	*	34	2-15	0-5	0-0	2	0	0	4	0	0	4
Washington	2/11	*	33	1-7	0-1	0-0	6	1	1	3	0	0	2	UCLA	2/12	*	30	4-12	0-5	4-7	1	3	1	4	0	0	12
Stanford	2/16	*	28	4-11	3-4	0-0	4	2	2	2	0	0	11	USC	2/14	*	37	3-10	2-6	2-4	5	3	6	4	0	0	10
Arizona State	2/23	*	20	1-5	1-5	0-0	1	0	2	1	0	1	3	Washington	2/19	*	32	2-10	1-3	2-4	3	0	5	3	0	1	7
Arizona	2/25	*	17	4-5	3-4	0-0	2	0	4	2	0	1	11	Washington State	2/21	*	37	3-14	1-6	6-8	6	0	3	3	0	0	13
Oregon	2/29	*	33	4-7	1-4	0-0	0	1	3	0	1	1	9	Washington State	3/3	*	32	4-11	2-5	3-4	6	1	1	2	0	1	13
Oregon State	3/2	*	12	0-3	0-2	0-0	0	1	1	1	0	0	0	UTAH    2019-20													
Washington State	3/6	*	19	1-7	0-4	0-0	2	0	2	1	0	0	2	Opponent	Date	GS	MP	FG	3FG	FT	Reb	PF	A	TO	Blk	Stl	Pts
Stanford	3/7		16	2-4	2-3	0-0	3	0	1	0	0	0	6	Cincinnati	11/5		12	1-5	0-3	0-0	0	0	2	1	0	0	2
Hawaii	3/21	*	29	3-7	2-5	0-0	4	2	1	1	0	1	8	Xavier	11/7		17	3-6	2-5	0-0	0	1	0	0	0	0	8
Saint Joseph's	3/24	*	19	0-3	0-1	0-0	1	0	1	2	0	2	0	South Dakota	11/16	*	20	1-6	1-5	0-0	0	1	2	2	0	0	3
CAL    2022-23														Eastern Wash.	11/18	*	25	2-8	2-5	1-2	5	0	2	2	0	0	7
Opponent	Date	GS	MP	FG	3FG	FT	Reb	PF	A	TO	Blk	Stl	Pts	Texas Southern	11/22	*	22	2-4	1-3	0-0	2	1	3	4	0	0	5
CSUN	11/7	*	22	2-8	1-4	0-0	5	0	3	1	0	0	5	UTSA	11/24	*	21	2-6	0-3	1-2	1	1	2	1	0	0	5
Notre Dame	11/12	*	16	3-6	2-3	1-2	1	1	2	1	0	1	9	BYU	11/29	*	15	0-7	0-4	0-0	1	0	2	1	0	0	0
Idaho	11/16	*	26	8-15	3-6	0-0	3	1	4	0	1	2	19	Oral Roberts	12/5	*	19	0-8	0-3	0-0	3	0	4	2	0	1	0
Saint Mary's	11/20	*	18	0-6	0-3	0-0	2	1	1	3	1	0	0	Nevada	12/14	*	19	3-4	1-1	0-2	3	0	2	1	1	1	7
LMU	11/25	*	28	5-8	3-5	3-3	6	2	2	1	0	0	16	Providence	12/16	*	13	1-6	0-2	0-0	3	0	1	3	0	0	2
Montana	11/26	*	25	7-12	4-9	0-0	8	1	3	0	1	0	18	Weber State	12/20	*	14	0-3	0-1	1-2	1	0	0	3	1	0	1
Arkansas - P.B.	12/3	*	22	3-9	1-7	0-0	1	2	1	0	0	0	7	Colorado	12/29		3	0-1	0-1	0-0	0	0	0	0	0	0	0
SMU	12/4	*	27	3-9	2-4	0-0	3	2	1	1	0	0	8	Oregon State	1/3		7	1-5	0-1	0-0	1	0	0	0	0	0	2
Pacific	12/10	*	30	8-17	5-10	0-0	5	2	3	3	0	0	21	Oregon	1/5		8	1-3	0-1	0-0	0	0	1	0	0	0	2
UC San Diego	12/16	*	34	5-8	1-2	1-1	4	1	4	5	0	0	12	UCLA	1/10		5	1-3	1-2	0-0	0	0	0	0	0	0	3
Florida A&M	12/18	*	27	5-12	2-4	3-3	0	0	3	1	1	1	15	USC	1/12		12	4-7	0-2	4-4	2	1	0	0	0	0	12
Stanford	12/23	*	25	2-9	1-2	0-0	2	0	1	2	0	0	5	Colorado	1/17		10	0-3	0-1	0-0	0	0	0	0	0	2	0
Arizona	12/31	*	35	4-12	2-7	1-2	6	2	2	3	0	0	11	California	1/24		7	1-3	0-1	0-0	2	1	0	1	0	1	2
Arizona State	1/2	*	29	2-10	1-5	0-0	6	0	2	1	1	0	5	Stanford	1/26		16	5-8	2-4	1-2	0	0	0	1	0	0	13
Stanford	1/8	*	31	3-8	2-2	0-0	8	1	4	3	0	1	8	Oregon	1/30		22	6-10	2-4	1-2	2	1	3	2	0	1	15
USC	1/13	*	19	3-7	2-4	0-0	1	3	3	0	0	0	8	Oregon State	2/1		23	4-10	1-1	0-0	1	1	3	1	0	0	9
UCLA	1/15	*	38	8-13	5-8	2-2	2	2	1	1	0	0	23	Washington	2/7		12	3-6	2-4	0-0	1	0	0	0	0	0	8
Colorado	1/20	*	37	3-11	3-8	0-0	5	3	1	1	0	0	9														





# EMMA CALVERT

SENIOR || FORWARD || 6-4 || FARR WEST, UTAH || FREMONT HIGH SCHOOL

CAREER HIGHS			SUPERLATIVES			
Statistic	#	Game (Date)	Statistic	2023-24	Career	Last
Points	22	Saint Louis (11/21/23)	10-plus Points	9	20	2/17/24
Rebounds	14	Boise State (12/9/23)	20-plus Points	1	1	11/21/23
Assists	5	Pepperdine (2/9/23)	3-plus 3-PT FG	1	2	11/28/23
Steals	2 (x8)	Houston (2/28/24)	5-plus 3-PT FG	0	1	3/4/23
Blocks	5	Idaho State (12/16/23)	5-plus Rebounds	11	24	3/21/24
Field Goals	8	Saint Louis (11/21/23)	10-plus Rebounds	2	2	1/13/24
Field Goal Att.	13 (x2)	Oklahoma (1/3/24)	3-plus Assists	3	10	12/16/23
3-Point FG	5	San Francisco (3/4/23)	5-plus Assists	0	1	2/9/23
3-Point FG Att.	10	Oklahoma (1/3/24)	3-plus Blocks	8	12	3/21/24
Free Throws	7	Utah State (12/5/23)	5-plus Blocks	1	1	12/16/23
Free Throw Att.	10	Utah State (12/5/23)	3-plus Steals	0	0	-----
Minutes:	35	Cincinnati (1/13/24)	Double-doubles	1	1	1/13/24

## BYU CAREER HIGHLIGHTS

- Named to the CSC Academic All-District team (2022, 2023)
- Named a WCC All-Academic honorable mention (2022, 2023)
- Scored a career-high 22 points on 8-of-10 shooting in BYU's 87-66 win over Saint Louis in the North Shore Showcase championship game on Nov. 21, 2023
- Grabbed a career-high 14 rebounds en route to BYU's 65-50 win over Boise State on Dec. 9, 2023
- Helped BYU to the WCC regular season title and an NCAA Tournament berth in 2021-22

## BYU: JUNIOR (2023-24)

- Appeared in 34 games with 25 starts.
- Led BYU in blocks at 1.3 per game and 43 on the season
- 5th-leading scorer for BYU at 7.4 points per game on 45 percent shooting

## BYU: SOPHOMORE (2022-23)

- Appeared in all 33 games, starting 28 while averaging 21 minutes per game
- Scored 6.9 points per game on 46.5 percent shooting from the field
- Made 22 triples on 35.5 percent shooting from behind the arc
- Was the third-leading rebounder for the Cougars at 3.8 per game
- Led BYU with 34 blocks, accounting for 28 percent of the Cougars blocks on the season

## BYU: FRESHMAN (2021-22)

- Played in 23 games and averaged 4.7 points and 2.3 rebounds in 9.6 minutes per game with a 49.4 field goal percentage
- Scored in double-figures twice (13 at Santa Clara, 10 vs. Utah State)
- Scored a season-high 13 points in 8 minutes at Santa Clara
- Season-high five rebounds against Lipscomb and Utah State
- Posted 17 blocks on the year, including a season-high 3 vs. Santa Clara at home
- Had multiple blocks in five games

## BEFORE BYU

- Named the 2021 Utah Gatorade Player of the Year
- Named Utah's Ms. Basketball in 2021
- A four-star ESPN recruit
- Four-time all-state selection (2018, 2019, 2020, 2021)
- Four-time 6A all-tournament team (2018, 2019, 2020, 2021)
- In 2020, set the state record for field goal percentage at 66.1 percent
- Led Fremont to the 2021 Utah 6A State Championship with 30 points and 12 rebounds in the title game
- Was named the 6A Deseret News MVP
- Named to the Utah 6A All-State First Team
- Named to the Utah 6A All-Tournament team
- USA Today All-Utah First Team in 2020
- USA Today All-Utah Second Team in 2019
- Helped lead Fremont to a state championship in 2018

## PERSONAL

- Daughter of Jon and Diane Calvert
- Second of four children; Older sister Sarah and younger brothers Ben and David
- Brother David is currently serving a mission for the Church of Jesus Christ of Latter-day Saints and will play football for Utah State upon his return
- Currently completing a Master's degree in Information Systems at BYU's Marriott School of Business
- Also played softball and volleyball growing up
- Also enjoys playing piano, cooking and baking.

## CAREER STATISTICS

YEAR	GP-GS	MPG	FG-FGA	PCT	3FG-A	PCT	FT-FTA	PCT	OFF-DEF-REB	R/GM	PF-D	A	A/GM	TO	BLK	B/GM	STL	S/GM	PTS	AVG
2021-22	23-0	9.6	43-87	.494	8-32	.250	13-16	.813	20-33-53	2.3	37-1	13	0.6	21	17	0.7	5	0.2	107	4.7
2022-23	33-28	21.0	86-185	.465	22-62	.355	33-37	.892	27-100-127	3.8	94-4	48	1.5	81	34	1.0	13	0.4	227	6.9
2023-24	33-13	21.0	94-209	.450	23-86	.267	33-52	.635	21-113-134	4.1	97-3	34	1.0	62	43	1.3	19	0.6	244	7.4
CAREER	89-41	18.0	223-481	.464	53-180	.294	79-105	.752	68-246-314	3.5	228-8	95	1.1	164	94	1.1	37	0.4	578	6.5







## BYU || 2022-23

Opponent	Date	GS	MP	FG	3FG	FT	Reb	PF	A	TO	Blk	Stl	Pts
Colorado State	11/8	*	23	3-11	0-4	5-5	3	2	0	4	1	0	11
Montana State	11/12	*	11	0-1	0-0	0-0	4	2	0	2	1	1	0
Oklahoma	11/15		10	3-5	0-1	1-2	3	2	0	1	0	0	7
Washington State	11/18		8	0-0	0-0	0-0	0	0	1	0	0	0	0
Troy	11/19		3	0-0	0-0	0-0	2	0	0	0	0	0	0
Carroll	11/23		11	2-2	0-0	2-2	5	2	1	1	1	0	6
Ball State	11/26		15	1-4	0-1	0-0	5	3	0	2	2	0	2
Boise State	12/1	*	21	3-5	2-2	1-2	2	4	2	0	0	1	9
Utah State	12/6	*	18	1-2	0-1	2-2	3	3	2	3	0	0	4
Utah	12/10	*	20	0-1	0-1	0-0	4	3	1	2	1	0	0
Gonzaga	12/17	*	21	0-3	0-1	0-0	2	2	0	3	0	0	0
Portland	12/19	*	35	6-10	0-0	1-1	8	2	0	3	3	0	13
Monmouth	12/21	*	27	5-10	1-2	0-0	5	2	2	3	1	0	11
Pacific	12/29	*	25	4-9	1-4	0-0	3	3	2	4	2	1	9
Saint Mary's	12/31	*	14	1-3	0-2	0-0	3	5	1	3	0	0	2
San Diego	1/7	*	14	3-5	1-1	0-0	2	4	0	3	2	0	7
LMU	1/12	*	19	2-3	0-0	2-2	2	0	1	0	1	1	6
Pepperdine	1/14	*	31	3-9	0-2	4-4	6	3	0	3	0	0	10
San Francisco	1/19	*	24	3-7	0-2	0-0	7	1	2	3	3	0	6
Santa Clara	1/21	*	17	2-5	1-4	2-2	6	1	1	2	1	0	7
Saint Mary's	1/26	*	34	3-10	1-2	0-0	4	4	1	1	2	0	7
Pacific	1/28	*	17	4-5	2-3	1-2	2	2	1	4	0	0	11
San Diego	2/4	*	27	1-2	0-1	0-0	4	4	3	6	2	2	2
Pepperdine	2/9	*	39	2-9	1-4	2-2	3	4	5	3	1	1	7
LMU	2/11	*	20	4-9	1-1	0-0	2	4	3	1	2	2	9
Santa Clara	2/16	*	27	3-6	0-2	0-0	3	5	4	3	3	0	6
San Francisco	2/18	*	25	3-9	1-5	0-0	2	3	1	3	0	0	7
Gonzaga	2/25	*	32	6-8	2-3	3-3	7	4	2	3	1	2	17
Portland	2/27	*	26	3-7	1-2	3-4	6	5	1	1	0	0	10
Pepperdine	3/3	*	23	3-6	1-2	0-0	3	3	3	7	0	1	7
San Francisco	3/4	*	20	6-10	5-7	0-0	4	5	1	5	1	0	17
Gonzaga	3/6	*	28	4-5	1-1	4-4	5	4	3	2	1	0	13
Rice	3/17	*	28	2-4	0-1	0-0	7	3	4	0	2	1	4

## BYU || 2023-24

Opponent	Date	GS	MP	FG	3FG	FT	Reb	PF	A	TO	Blk	Stl	Pts
Montana State	11/7		13	0-1	0-1	0-2	3	3	2	0	1	0	0
Weber State	11/10		22	3-4	1-1	0-0	2	2	0	2	2	0	7
Utah Valley	11/14		21	4-6	1-2	0-0	5	3	1	2	4	0	9
Wake Forest	11/18		17	2-3	0-0	3-3	2	4	0	5	1	0	7
Saint Louis	11/21		25	8-10	1-1	5-9	7	2	4	2	2	0	22
LMU	11/25		17	2-5	0-3	0-0	3	2	0	0	2	0	4
Wyoming	11/28		20	6-8	3-5	1-2	1	3	1	1	2	1	16
Utah	12/2		25	6-13	0-3	0-0	4	2	1	2	1	1	12
Utah State	12/5		28	3-5	1-3	7-10	8	4	1	1	1	1	14
Boise State	12/9	*	27	3-9	0-2	0-0	14	5	3	3	3	2	6
Idaho State	12/16	*	32	4-10	0-5	3-4	3	3	3	2	5	0	11
Missouri State	12/20	*	19	3-5	0-1	0-0	3	3	1	4	0	0	6
Nevada	12/21	*	28	2-5	1-3	3-4	9	4	1	2	3	0	8
TCU	12/30	*	22	3-7	2-3	0-0	5	4	1	1	0	2	8
Oklahoma	1/3	*	23	2-13	2-10	0-0	0	1	0	1	0	1	6
Iowa State	1/6	*	22	4-6	1-2	0-0	2	4	2	1	1	1	9
Houston	1/10	*	7	1-2	0-1	0-0	1	1	0	2	1	0	2
Cincinnati	1/13	*	35	5-9	0-3	1-2	10	3	2	3	3	1	11
Oklahoma State	1/17	*	13	2-6	1-2	0-0	4	4	0	2	0	1	5
Texas Tech	1/20	*	26	3-7	0-2	0-0	4	3	1	0	3	0	6
Kansas State	1/27	*	32	2-6	0-2	1-4	4	2	0	3	0	1	5
Kansas	1/31	*	11	0-3	0-2	0-0	2	5	0	1	0	0	0
West Virginia	2/3		24	3-9	2-5	4-4	4	2	2	1	0	0	12
Baylor	2/7		17	6-8	2-4	0-0	5	3	0	0	0	1	14
Cincinnati	2/10		21	1-4	1-2	0-0	5	4	0	2	1	0	3
UCF	2/13		20	1-4	1-3	0-0	0	3	1	3	0	1	3
Kansas	2/17		19	4-10	0-3	2-2	6	4	2	3	0	1	10
TCU	2/21		12	1-6	0-1	2-2	2	0	0	0	0	0	4
Iowa State	2/24		17	2-8	0-3	1-4	3	3	0	2	1	0	5
Houston	2/28		10	1-4	0-1	0-0	1	1	2	2	0	2	2
Texas	3/2		25	2-4	1-3	0-0	1	5	2	1	3	1	5
Kansas	3/8		20	2-4	0-2	0-0	3	3	0	4	0	0	4
Santa Clara	3/21		22	3-5	2-2	0-0	8	2	1	4	3	1	8

## BYU || 2021-22

Opponent	Date	GS	MP	FG	3FG	FT	Reb	PF	A	TO	Blk	Stl	Pts
Lipscomb	11/9		11	0-4	0-1	0-0	5	1	1	2	1	0	0
Fresno State	11/13		5	0-3	0-1	0-0	1	2	0	0	1	0	0
Arizona State	11/17												
Boise State	11/20		12	3-5	0-2	3-3	1	5	0	1	2	0	9
Utah State	11/23		18	4-7	2-3	0-0	5	3	1	3	2	0	10
Florida State	11/25		11	1-3	1-3	1-2	1	1	0	1	0	0	4
West Virginia	11/27		5	2-2	1-1	0-0	1	2	0	1	2	0	5
Utah	12/4		13	4-5	0-0	0-0	3	2	1	2	1	0	8
Oklahoma	12/10		2	0-0	0-0	0-0	0	1	0	0	0	0	0
Washington State	12/18		1	0-0	0-0	0-0	1	0	1	0	0	0	0
Montana State	12/21		14	3-6	1-1	1-2	3	2	1	1	1	1	8
Portland	1/1												
San Francisco	1/6		10	2-5	0-0	2-2	4	2	0	0	0	2	6
Pacific	1/8		11	3-5	1-2	0-0	4	4	0	2	0	0	7
Saint Mary's	1/13		12	2-5	0-1	0-0	4	0	2	1	0	2	4
LMU	1/15		15	3-5	0-2	0-0	2	0	0	2	0	0	6
Pepperdine	1/20												
San Diego	1/22												
San Diego	1/24		7	1-1	0-0	0-0	2	2	1	1	0	0	2
Santa Clara	1/27		16	1-4	0-3	0-0	4	3	0	1	3	0	2
San Francisco	1/29		10	2-4	0-2	2-2	1	0	2	1	0	0	6
Portland	2/3												
Gonzaga	2/5		3	1-2	0-1	0-0	3	1	0	1	0	0	2
Pepperdine	2/10		14	2-4	0-0	1-2	4	3	2	0	2	0	5
Saint Mary's	2/12												
LMU	2/17		7	3-5	0-1	0-0	2	1	0	0	1	0	6
Gonzaga	2/19		1	0-1	0-1	0-0	0	0	0	0	0	0	0
Santa Clara	2/24		8	5-6	2-3	1-1	1	0	1	0	0	0	13
Pacific	2/26		15	1-5	0-4	2-2	1	2	0	1	1	0	4
Portland	3/7												
Gonzaga	3/8												
Villanova	3/19												





# LAUREN DAVENPORT

SENIOR || GUARD || 6-0 || IDAHO FALLS, IDAHO || BOSTON

## CAREER HIGHS

Statistic	#	Game (Date)
Points	16	BU vs. American (1/8/23)
Rebounds	8	BU vs. Lehigh (1/28/23)
Assists	5	BU vs. Hartford (11/19/22)
Steals	2 (x4)	BYU vs. Houston (2/28/24)
Blocks	2 (x8)	BYU vs. Cincinnati (1/13/24)
Field Goals	7	BYU at Houston (1/10/24)
Field Goal Att.	13 (x3)	BYU at Houston (1/10/24)
3-Point FG	4	BU vs. Loyola Maryland (3/6/23)
3-Point FG Att.	7	BU vs. Loyola Maryland (3/6/23)
Free Throws	5	BU vs. Lehigh (1/28/23)
Free Throw Att.	5	BU vs. American (1/8/23)
Minutes:	34 (x2)	BYU at Santa Clara (3/21/24)

## SUPERLATIVES

Statistic	2023-24	Career	Last
10-plus Points	8	16	3/21/24
20-plus Points	0	0	-----
3-plus 3-PT FG	4	6	2/28/24
5-plus 3-PT FG	0	0	-----
5-plus Rebounds	3	13	1/3/24
10-plus Rebounds	0	0	-----
3-plus Assists	4	7	2/28/24
5-plus Assists	0	1	11/19/22
3-plus Blocks	0	0	-----
3-plus Steals	0	0	-----
5-plus Steals	0	0	-----
Double-doubles	0	0	-----

## BYU HIGHLIGHTS

- Scored a season-high 15 points on 7-of-13 shooting at Houston on Jan. 10, 2024
- Registered a career-high 2 blocks in a game on four occasions during the 2022-23 season
- Made a season-high three triples in three separate games
- Led BYU in scoring in two games

## BYU: JUNIOR (2023-24)

- Appeared in 32 of 33 games, starting 10
- Averaged six points and 2.7 rebounds per game
- Registered the third-most blocks for BYU with 16 blocks on the year
- Scored a season-high 15 points on 7-of-13 shooting at Houston on Jan. 10, 2024
- Registered a career-high 2 blocks in a game on four occasions during the 2022-23 season
- Made a season-high three triples in three separate games
- Led BYU in scoring in two games

## BOSTON: SOPHOMORE (2022-23)

- Appeared in 31 games, making 14 starts
- Named the team's Most Improved Player after averaging 5.9 points in 19.9 minutes per game on 35.6 percent shooting, including 30.3 percent from three
- Notched her first career game in double digits with 12 points, seven rebounds, and five assists against Hartford on Nov. 19, 2022
- Drained two three-pointers for 10 points at Boston College on Dec. 4, 2022
- Recorded a career-high 16 points against American on Jan. 8, 2023
- Made five of six shots for 11 points at Army West Point on Jan. 15, 2023
- Scored 14 points in the Patriot League Quarterfinals against Loyola Maryland on March 6, 2023
- Registered 12 points and a team-high six boards in the Patriot League Championship game vs. Holy Cross on March 12, 2023

## BOSTON: FRESHMAN (2021-22)

- Appeared in 13 games, averaging 6.3 minutes per game
- Scored her first collegiate points with four points, including her first-career three-point field goal, against UMass Lowell on Nov. 9

- Chipped in four points and four rebounds at Georgia Tech on Dec. 21
- Set season-highs with five points and four boards in 15 minutes against Holy Cross on Feb. 16

## BEFORE COLLEGE

- Idaho 5A Defensive Player of the Year (2021)
- Idaho 5A First Team All-Conference (2019, 2020, 2021)
- Owns six school records at Thunder Ridge High School
- Played volleyball in high school
- Also plays piano, loves surfing and traveling

## PERSONAL

- Born in Idaho Falls, Idaho
- Daughter of David and Katie Davenport
- Majoring in Exercise and Wellness
- Has two brothers and a sister (Cole, Connor and Paige)
- Also recruited by Boise State, Gonzaga, Pepperdine, Utah and Wyoming

## CAREER STATISTICS

YEAR	GP-GS	MPG	FG-FGA	PCT	3FG-A	PCT	FT-FTA	PCT	OFF-DEF-REB	R/GM	PF-D	A	A/GM	TO	BLK	B/GM	STL	S/GM	PTS	AVG
2021-22*	13-0	6.2	6-23	.261	2-12	.167	4-7	.571	5-13-18	1.4	9-0	4	0.3	7	2	0.2	1	0.1	18	1.4
2022-23*	31-14	20.0	64-180	.356	20-66	.303	36-49	.735	14-100-114	3.7	31-0	38	1.2	34	15	0.5	16	0.5	184	5.9
2023-24	32-10	23.2	70-206	.340	39-111	.351	13-21	.619	11-76-87	2.7	58-1	36	1.1	62	16	0.5	11	0.3	192	6.0
CAREER	76-24	19.0	140-409	.342	61-189	.323	53-77	.688	30-189-219	2.9	98-1	78	1.0	103	33	0.4	28	0.9	394	5.2

\*Boston University







BYU    2023-24														BOSTON    2022-23													
Opponent	Date	GS	MP	FG	3FG	FT	Reb	PF	A	TO	Blk	Stl	Pts	Opponent	Date	GS	MP	FG	3FG	FT	Reb	PF	A	TO	Blk	Stl	Pts
Montana State	11/7	*	32	3-8	2-4	4-4	7	2	2	7	0	0	12	Northeastern	11/7	*	11	1-5	0-2	0-0	4	1	0	1	0	1	2
Weber State	11/10	*	24	1-3	1-3	0-0	2	3	0	3	1	0	3	Miami (FL)	1/13	*	16	0-2	0-1	0-0	2	0	2	1	2	0	0
Utah Valley	11/14	*	34	2-9	1-5	0-0	4	1	2	2	0	1	5	UMass Lowell	11/16	*	19	2-6	2-4	0-0	7	1	2	3	1	1	6
Wake Forest	11/18	*	22	1-5	1-2	0-0	3	0	3	3	0	1	3	Hartford	11/19	*	23	5-9	0-2	2-2	7	1	5	0	0	1	12
Saint Louis	11/21	*	16	1-3	1-2	0-0	3	5	0	0	0	0	3	St. Francis Brooklyn	11/23	*	19	2-6	1-4	0-0	1	3	1	0	0	0	5
LMU	11/25	*	17	3-4	0-1	1-1	3	2	1	1	0	0	7	New Hampshire	11/27	*	20	1-5	0-1	3-4	2	1	1	1	0	1	5
Wyoming	11/28	*	13	0-2	0-0	0-0	3	0	0	1	0	0	0	Saint Joseph's	12/1	*	21	1-4	0-1	3-3	2	1	1	0	0	0	5
Utah	12/2		15	2-6	2-3	0-0	1	3	0	2	1	0	6	Boston College	12/4	*	27	3-6	2-2	2-2	5	3	1	4	0	2	10
Utah State	12/5	*	23	1-3	1-3	0-0	3	2	0	1	0	0	3	Merrimack	12/7	*	23	3-10	1-4	1-5	4	0	0	0	0	2	8
Boise State	12/9	*	21	2-8	1-5	3-4	4	3	1	1	2	0	8	Yale	12/13	*	22	0-5	0-2	0-2	5	1	2	2	0	0	0
Idaho State	12/16		20	1-3	1-3	0-2	2	1	1	1	0	1	3	Harvard	12/21	*	24	3-6	3-5	0-0	3	2	1	3	0	0	9
Missouri State	12/20		21	4-6	3-4	1-3	3	3	1	3	0	0	12	Navy	12/30		15	3-5	1-2	0-0	3	1	1	0	2	0	7
Nevada	12/21	*	33	4-9	2-5	0-0	5	1	3	5	2	0	10	Bucknell	1/2		12	2-3	0-0	2-2	2	0	1	2	0	0	6
TCU	12/30		14	2-5	1-2	0-0	0	1	0	1	0	0	5	Lafayette	1/5		21	1-6	0-3	0-0	4	1	1	0	0	0	2
Oklahoma	1/3		21	3-13	1-4	0-0	6	1	2	3	1	0	7	American	1/8		22	5-9	2-4	4-6	6	0	1	1	0	1	16
Iowa State	1/6		20	1-5	0-3	0-0	4	1	1	1	0	0	2	Colgate	1/11		24	2-7	0-2	0-0	3	0	3	0	0	0	4
Houston	1/10		28	7-13	1-4	0-0	4	1	0	2	2	0	15	Army West Point	1/15		22	5-6	1-1	0-0	6	1	1	0	1	0	11
Cincinnati	1/13		20	4-8	3-4	0-0	0	3	1	1	2	1	11	Navy	1/18		15	0-6	0-3	0-0	1	0	1	1	1	0	0
Oklahoma State	1/17		26	1-7	0-4	1-2	1	2	0	3	0	0	3	Loyola Maryland	1/21		14	1-2	0-1	0-0	0	0	0	1	0	0	2
Texas Tech	1/20		18	1-5	1-2	0-0	3	2	2	2	0	0	3	Colgate	1/25		13	2-5	0-3	2-2	3	2	1	2	1	0	6
Kansas State	1/27													Lehigh	1/28		28	2-6	1-2	5-5	8	2	2	2	1	1	10
Kansas	1/31		23	2-7	1-4	0-0	1	1	1	1	0	1	5	Lafayette	2/11		7	1-2	0-1	0-0	2	0	1	1	0	1	2
West Virginia	2/3		22	5-9	3-4	0-0	1	3	0	1	0	1	13	Holy Cross	2/15		12	1-1	0-0	0-0	0	1	0	1	0	1	2
Baylor	2/7		20	2-6	1-3	0-0	1	0	1	3	1	0	5	Bucknell	2/18		28	3-6	1-1	4-5	7	1	2	0	0	0	11
Cincinnati	2/10		22	2-8	2-5	0-0	1	1	1	0	1	0	6	Army West Point	2/22		16	0-3	0-1	0-0	4	1	1	0	1	0	0
UCF	2/13		29	0-6	0-4	2-2	1	3	4	0	1	0	2	Lehigh	2/25	*	28	2-7	0-1	2-2	3	2	4	1	2	0	6
Kansas	2/17		20	1-6	1-3	0-0	0	1	0	1	0	0	3	Holy Cross	3/1		22	2-6	0-1	2-2	1	0	0	1	1	2	6
TCU	2/21		27	4-11	2-6	0-0	3	3	1	0	0	1	10	Loyola Maryland	3/6	*	26	5-13	4-7	0-1	3	2	0	1	0	1	14
Iowa State	2/24		25	0-4	0-3	0-0	4	1	1	1	0	0	0	Army West Point	3/9		13	1-4	0-0	1-1	4	1	0	1	0	0	3
Houston	2/28		27	3-4	3-4	0-0	2	2	3	1	0	2	9	Holy Cross	3/12		27	5-11	1-2	1-2	6	2	1	1	1	1	12
Texas	3/2		24	0-3	0-2	0-0	4	1	2	6	0	0	0	Rhode Island	3/17	*	28	0-8	0-3	2-3	6	0	1	3	1	0	2
Kansas	3/8		31	3-9	1-4	1-1	4	2	0	3	1	1	8														
Santa Clara	3/21	*	34	4-8	2-6	0-2	4	3	2	2	1	1	10														

BOSTON    2021-22														Opponent	Date	GS	MP	FG	3FG	FT	Reb	PF	A	TO	Blk	Stl	Pts
														UMass Lowell	11/9		4	1-1	1-1	1-2	1	0	0	1	0	0	4
														Princeton	11/14		10	0-1	0-1	0-0	0	0	1	2	0	1	0
														Boston College	11/17												
														Maine	11/21												
														Yale	11/24												
														Harvard	11/27												
														Northeastern	12/1		5	0-0	0-0	0-0	2	1	0	1	0	0	0
														Merrimack	12/9		2	0-0	0-0	0-0	0	0	0	1	0	0	0
														New Hampshire	12/13												
														Rhode Island	12/19		3	0-1	0-1	0-0	0	0	0	0	0	0	0
														Georgia Tech	12/21		11	1-2	0-1	2-2	4	2	1	0	0	0	4
														Navy	1/2		12	1-6	0-2	0-1	3	2	0	1	0	0	2
														Loyola Maryland	1/5												
														American	1/8		4	0-0	0-0	1-2	0	0	1	0	0	0	1
														Army West Point	12/12												
														Navy	12/15												
														Loyola Maryland	1/19		6	1-1	0-0	0-0	1	0	0	1	2	0	2
														Lehigh	1/22		9	0-1	0-1	0-0	3	3	0	0	0	0	0
														Lafayette	1/26												
														Colgate	1/29												
														Bucknell	2/2												
														Lehigh	2/5		0	0-0	0-0	0-0	0	0	0	0	0	0	0
														Army	2/9												
														American	2/12												
														Holy Cross	2/16		15	2-9	1-4	0-0	4	1	1	0	0	0	5
														Colgate	2/19												
														Lafayette	2/23												
														Bucknell	2/26		1	0-0	0-0	0-0	0	0	0	0	0	0	0
														Holy Cross	3/2												
														Army West Point	3/7												
														American	3/10												







# KENDRA GILLISPIE

SENIOR || FORWARD || 6-2 || OKLAHOMA CITY, OKLAHOMA || ARKANSAS STATE/BAYLOR

CAREER HIGHS			SUPERLATIVES			
Statistic	#	Game (Date)	Statistic	2023-24	Career	Last
Points	10	Houston Christian (12/4/22)	10-plus Points	-	1	12/4/22
Rebounds	11 (x2)	Kansas City (12/2/23)	20-plus Points	-	-	-----
Assists	3	Arkansas - PB (11/28/23)	3-plus 3-PT FG	-	-	-----
Steals	4	Hendrix (11/21/23)	5-plus 3-PT FG	-	-	-----
Blocks	3	Georgia State (2/7/24)	5-plus Rebounds	16	20	2/24/24
Field Goals	5	Houston Christian (12/4/22)	10-plus Rebounds	2	2	2/24/24
Field Goal Att.	11	Arkansas (11/17/23)	3-plus Assists	1	1	11/28/23
3-Point FG	1	South Dakota State (11/6/23)	5-plus Assists	-	-	-----
3-Point FG Att.	2	South Dakota State (11/6/23)	3-plus Blocks	1	1	2/7/24
Free Throws	3 (x4)	ASU vs. Southern Miss. (2/15/24)	3-plus Steals	1	1	11/21/23
Free Throw Att.	4 (x4)	ASU vs. Southern Miss. (2/15/24)	5-plus Steals	-	-	-----
Minutes:	23 (x2)	ASU vs. Southern Miss. (2/15/24)	Double-doubles	-	-	-----

## ARKANSAS STATE: JUNIOR (2023-24)

- Averaged 3.5 points on 37.4 percent shooting from the field in 2023-24
- Grabbed 5.1 rebounds per game with 10 games of 7+ boards
- Totaled nine blocks and 18 steals on the season
- Finished with two or more steals in a game five times

## BAYLOR: SOPHOMORE (2022-23)

- Played in 12 games with her first career start against Houston Christian
- Tallied a career-high 10 points versus the Houston Christian Huskies on Dec. 4, 2022
- Pulled down a career-high seven boards and had one assist against TCU on Dec. 31, 2022
- Logged a career-high 22 minutes on Nov. 15, 2022, against SMU

## BAYLOR: FRESHMAN (2021-22)

- Made her Baylor debut at UT Arlington on Nov. 11, 2021
- Recorded her first career points as a Bear against New Orleans on Nov. 15, 2021
- Logged a career-high 21 minutes against Alcorn on Dec. 8, 2021
- Pulled down a career-high five boards vs. Alcorn on Dec. 8, 2021
- Scored a career-high six points against North Texas on Dec. 29, 2021
- Made her Big 12 debut at West Virginia on Jan. 29, 2022, where she finished with five points on 2-of-4 shooting

## BEFORE COLLEGE

- Ranked No. 58 overall and was the No. 10-ranked forward on the ESPNW HoopGurlz Top 100 for the class of 2021
- Played her first two seasons of high school ball at Norman High School, where she led her team to an Oklahoma Class 6A State title
- As a sophomore, she put up 20.8 points, 13.9 rebounds and 3.0 blocks per contest
- Transferred to Harding Charter Prep for her final two seasons
- As a junior, she helped her new team to a 22-8 record
- Averaged 26.8 points per contest during her senior season
- Received Class 4A All-State honors from The Oklahoman
- She played for her mother, Latesha Woods, at Harding Charter Prep
- Was a member of two AAU teams, including OKC Lions Elite and Jason Terry Lady Jets
- Also competed in track and field in high school and won a state title in the shot put at Norman High School

## PERSONAL

- Daughter of Latesha Woods, the late Devin Gillispie and Justin Woods (Stepfather)
- Her mother Latesha Woods played basketball at Langston University
- Majoring in Child Development and Family Studies
- Aspires to be a Division I women's basketball coach when her playing career is done
- Also recruited by Kansas State, SMU and New Mexico State

## CAREER STATISTICS

YEAR	GP-GS	MPG	FG-FGA	PCT	3FG-A	PCT	FT-FTA	PCT	OFF-DEF-REB	R/GM	PF-D	A	A/GM	TO	BLK	B/GM	STL	S/GM	PTS	AVG
2021-22*	15-0	6.6	10-25	.400	0-1	.000	10-12	.833	11-10-21	1.4	9-0	3	0.2	3	1	0.1	1	0.1	30	2.0
2022-23*	12-1	13.1	20-48	.417	0-0	.000	8-18	.444	18-21-39	3.3	16-0	4	0.3	11	0	0.0	2	0.2	48	4.0
2023-24^	30-7	14.7	43-115	.374	1-3	.333	17-36	.472	68-85-153	5.1	60-0	9	0.3	35	9	0.3	18	0.6	104	3.5
CAREER	57-8	12.2	73-188	.388	1-4	.250	35-66	.530	97-116-213	3.7	85-0	16	0.3	49	10	0.2	21	0.4	182	3.2

\* Baylor University

^ Arkansas State University







BAYLOR    2022-23													
Opponent	Date	GS	MP	FG	3FG	FT	Reb	PF	A	TO	Blk	Stl	Pts
Lamar	11/7		13	3-5	0-0	1-2	7	2	0	0	0	0	7
UIW	11/10		14	0-3	0-0	1-2	3	1	1	0	0	0	1
SMU	11/15		22	4-8	0-0	1-2	4	2	0	2	0	1	9
Maryland	11/20						DID NOT PLAY						
Saint Louis	11/25		12	2-3	0-0	3-4	2	1	1	1	0	0	7
Villanova	11/26		6	0-3	0-0	0-0	5	2	0	1	0	0	0
Michigan	11/27		5	0-0	0-0	0-0	2	1	0	1	0	0	0
Houston Christian	12/4	*	18	5-6	0-0	0-2	2	3	1	2	0	0	10
UT Arlington	12/7		17	1-3	0-0	1-2	1	2	0	2	0	1	3
Tennessee State	12/15						DID NOT PLAY						
Arizona	12/18						DID NOT PLAY						
Long Beach State	12/21		16	3-6	0-0	1-2	3	0	0	0	0	0	7
TCU	12/31		18	1-6	0-0	0-2	7	0	1	0	0	0	2
Oklahoma	1/3		12	1-5	0-0	0-0	3	1	0	2	0	0	2
Kansas	1/7		3	0-0	0-0	0-0	0	1	0	0	0	0	0
Oklahoma State	1/11						DID NOT PLAY						
West Virginia	1/15						DID NOT PLAY						
Kansas State	1/18						DID NOT PLAY						
Texas	1/22						DID NOT PLAY						
Texas Tech	1/28						DID NOT PLAY						
Kansas	2/1						DID NOT PLAY						
Iowa State	2/4						DID NOT PLAY						
Oklahoma	2/7						DID NOT PLAY						
Oklahoma State	2/11						DID NOT PLAY						
Kansas State	2/15						DID NOT PLAY						
Iowa State	2/18						DID NOT PLAY						
TCU	2/22						DID NOT PLAY						
Texas Tech	2/25						DID NOT PLAY						
Texas	2/27						DID NOT PLAY						
West Virginia	3/4						DID NOT PLAY						
Iowa State	3/10						DID NOT PLAY						
Alabama	3/18						DID NOT PLAY						
UConn	3/20						DID NOT PLAY						



BAYLOR    2021-22													
Opponent	Date	GS	MP	FG	3FG	FT	Reb	PF	A	TO	Bk	Stl	Pts
West Texas A&M	11/3						DID NOT PLAY						
Texas State	11/9						DID NOT PLAY						
UT Arlington	11/11		3	0-1	0-0	0-0	1	2	0	0	0	0	0
New Orleans	11/15		5	1-1	0-0	1-1	0	0	1	0	0	0	3
Maryland	11/21						DID NOT PLAY						
Fordham	11/25		3	0-1	0-0	2-2	1	1	0	1	1	0	2
Arizona State	11/26						DID NOT PLAY						
Houston	11/27		7	0-1	0-0	0-0	1	0	0	0	0	0	0
Morehead State	11/30		5	0-2	0-0	0-0	1	0	0	1	0	0	0
Missouri	12/4						DID NOT PLAY						
Alcorn State	12/8		22	1-4	0-1	3-4	5	0	1	0	0	1	5
Michigan	12/19						DID NOT PLAY						
North Texas	12/29		6	2-2	0-0	2-2	3	0	0	0	0	0	6
Kansas State	1/2						DID NOT PLAY						
Oklahoma	1/12						DID NOT PLAY						
Kansas	1/16						DID NOT PLAY						
Oklahoma State	1/19						DID NOT PLAY						
Iowa State	1/23						DID NOT PLAY						
Texas Tech	1/26						DID NOT PLAY						
West Virginia	1/29		7	2-4	0-0	1-1	1	0	0	1	0	0	5
Oklahoma	2/2						DID NOT PLAY						
Texas	2/4						DID NOT PLAY						
Texas	2/6						DID NOT PLAY						
Kansas State	2/9						DID NOT PLAY						
West Virginia	2/12		2	0-0	0-0	0-0	0	0	0	0	0	0	0
TCU	2/16		5	0-1	0-0	0-0	0	0	0	0	0	0	0
TCU	2/19		6	0-0	0-0	0-0	1	1	0	0	0	0	0
Oklahoma State	2/23						DID NOT PLAY						
Kansas	2/26						DID NOT PLAY						
Iowa State	2/28		2	0-0	0-0	0-0	0	0	0	0	0	0	0
Texas Tech	3/6		1	1-1	0-0	0-0	1	0	0	0	0	0	2
Oklahoma State	3/11		13	2-4	0-0	1-2	3	3	0	0	0	0	5
Oklahoma	3/12						DID NOT PLAY						
Texas	3/13						DID NOT PLAY						
Hawaii	3/18		10	1-3	0-0	0-0	3	2	1	0	0	0	2
South Dakota	3/20						DID NOT PLAY						





# ARIELLE MACKEY-WILLIAMS

RS-JUNIOR || GUARD || 5-9 || NGATI POROU, NEW ZEALAND || TAI WANANGA KI RUAKURA

## CAREER HIGHS

Statistic	#
Points	18
Rebounds	5
Assists	6
Steals	3 (x4)
Blocks	-
Field Goals	6
Field Goal Att.	15
3-Point FG	4
3-Point FG Att.	8
Free Throws	6
Free Throw Att.	7
Minutes:	38:27

Colorado State (11/8/22)
LMU (2/11/23)
Pacific (1/28/23)
Gonzaga (3/6/23)
-----
San Francisco (2/18/23)
San Francisco (2/18/23)
San Francisco (3/4/23)
San Francisco (2/18/23)
Boise State (12/1/22)
Boise State (12/1/22)
Gonzaga (3/6/23)

Statistic	2023-24	Career	Last
10-plus Points	13	13	3/17/23
20-plus Points	-	-	-----
3-plus 3-PT FG	2	2	3/4/23
5-plus 3-PT FG	-	-	-----
5-plus Rebounds	2	2	2/11/23
10-plus Rebounds	-	-	-----
3-plus Assists	10	12	3/6/23
5-plus Assists	5	5	3/6/23
3-plus Blocks	-	-	-----
3-plus Steals	4	4	3/6/23
5-plus Steals	-	-	-----
Double-doubles	-	-	-----

## BYU HIGHLIGHTS

- Started in 24 of 54 games since arriving on campus
- Missed the 2023-24 season with a knee injury
- Competed as a member of the New Zealand Tall Ferns in the 2023 FIBA 3X3 Women's Series
- Increased scoring average from 2.2 points per game during her freshman season to 8.8 in 2022-23
- Hit a game-sealing three to take down San Francisco in the WCC Semifinal on March 4, 2023
- Scored a career-high 18 points on 6-of-11 shooting with five rebounds and an assist at Colorado State on Nov. 8, 2022
- Dished a career-high six assists, twice, against San Francisco (1/19/23) and on the road at Pacific (1/28/23)

## BYU: REDSHIRT (2023-24)

- Mackey-Williams missed the 2023-24 campaign with an ACL injury and will return for the 2024-25 season

## BYU: SOPHOMORE (2022-23)

- Started all 32 games for BYU during the 2022-23 campaign, averaging 34.9 minutes per game
- Averaged 15.1 points per game on 39.3 percent shooting
- Led the Cougars with 144 total assists and 4.5 assists per game
- Held the second-highest three-point percentage at 37.7 percent
- Was BYU's second-leading rebounder at 3.9 rebounds per game

## BYU: FRESHMAN (2021-22)

- Played in 28 games
- Averaged 3.2 points, and 1.3 rebounds in 10.8 minutes per game
- Shot 50 percent from the 3-point line (21 of 42) - BYU season record for a minimum of 40 attempts
- Shot 47.1 percent from the field (32-68)
- Scored a season-high 14 points against Utah State on 5-of-5 shooting, including 4-for-4 from three
- Totaled 19 steals, including a season-best three against West Virginia
- Posted 25 assists with a season-high 4 against LMU
- Scored 10 points against Pacific

## BEFORE BYU

- Prepped at Tai Wananga Ki Ruakura in New Zealand
- Won the 2021 New Zealand Maori Women's National Tournament
- Selected to the 2021 New Zealand Tall Ferns camp
- Won the 2020 New Zealand 3x3 Women's national basketball tournament with Auckland Dream
- Selected to attend the 2020 NBA Basketball Without Borders camp in New Orleans
- Selected to Junior Tall Ferns New Zealand Women's Team
- Captained the U17 New Zealand under 17s team and was named to the All-Stat 5 team
- 2019 WNBL Melbourne Boomers Development Squad
- 2018 NZ Under 18 3x3 Asia Cup Tournament, finished second and was selected as the youngest player on the All-Tournament team at age 15

## PERSONAL

- Daughter of Dawn Lavery and Joe Mackey
- Youngest of four children
- Graduated in April 2024 with a bachelor's degree in Sports Media and Journalism
- Beginning her Master's degree in biology this year

## CAREER STATISTICS

YEAR	GP-GS	MPG	FG-FGA	PCT	3FG-A	PCT	FT-FTA	PCT	OFF-DEF-REB	R/GM	PF-D	A	A/GM	TO	BLK	B/GM	STL	S/GM	PTS	AVG
2021-22	20-0	7.7	15-49	.306	5-21	.238	8-8	1.000	6-12-18	0.9	14-0	18	0.9	16	0	0.0	4	0.2	43	2.2
2022-23	32-24	30.3	96-234	.410	40-110	.364	50-58	.862	21-40-61	1.9	67-3	69	2.2	73	0	0.0	24	0.8	282	8.8
CAREER	52-24	21.6	111-283	.392	45-131	.344	58-66	.879	27-52-79	1.5	81-3	87	1.7	89	0	0.0	28	0.5	325	6.3







BYU    2022-23														BYU    2021-22													
Opponent	Date	GS	MP	FG	3FG	FT	Reb	PF	A	TO	Blk	Stl	Pts	Opponent	Date	GS	MP	FG	3FG	FT	Reb	PF	A	TO	Blk	Stl	Pts
Colorado State	11/8	*	31	6-11	4-7	2-2	5	1	1	2	0	0	18	Lipscomb	11/9	6	1-5	0-3	0-0	1	3	0	1	0	1	2	
Montana State	11/12	*	29	2-7	1-3	2-2	1	3	1	2	0	0	7	Fresno State	11/13	3	0-1	0-0	0-0	0	0	0	0	0	0	0	
Washington State	11/18		22	2-2	0-0	3-3	1	2	0	1	0	1	7	Arizona State	11/17	4	0-0	0-0	2-2	0	0	0	0	0	0	2	
Troy	11/19		5	0-0	0-0	1-2	0	1	0	4	0	0	1	Boise State	11/20	12	1-2	0-0	0-0	3	0	4	1	0	0	2	
Carroll	11/23		18	2-4	1-2	2-2	1	0	0	1	0	1	7	Utah State	11/23	16	0-3	0-2	0-0	0	2	2	4	0	0	0	
Ball State	11/26		10	1-1	1-1	0-0	0	0	1	1	0	0	3	Florida State	11/25	DID NOT PLAY											
Boise State	12/1	*	36	5-10	1-3	6-7	0	4	1	2	0	0	17	West Virginia	11/27	DID NOT PLAY											
Utah State	12/6	*	25	3-7	1-3	1-1	4	1	2	4	0	0	8	Utah	12/4	DID NOT PLAY											
Utah	12/10		17	0-3	0-2	2-2	1	1	2	4	0	0	2	Oklahoma	12/10	3	0-2	0-1	0-0	0	0	0	0	0	0	0	
Gonzaga	12/17		32	2-5	1-4	1-2	0	3	2	2	0	1	6	Washington State	12/18	1	0-0	0-0	0-0	0	0	0	0	0	0	0	
Portland	12/19		33	3-7	2-2	0-0	2	1	1	3	0	1	8	Montana State	12/21	7	4-5	1-1	0-0	0	1	1	1	0	1	9	
Monmouth	12/21		26	6-10	2-3	1-3	2	0	0	0	0	1	15	Portland	1/1	DID NOT PLAY											
Pacific	12/29	*	29	3-5	2-2	5-6	2	3	1	2	0	0	13	San Francisco	1/6	9	1-3	0-1	0-0	2	0	0	0	0	0	2	
Saint Mary's	12/31	*	31	4-7	2-5	0-0	4	0	2	3	0	0	10	Pacific	1/8	7	1-3	1-2	0-0	2	1	0	1	0	0	3	
San Diego	1/7	*	35	2-5	0-1	5-5	0	4	3	4	0	0	9	Saint Mary's	1/13	12	0-6	0-4	0-0	1	0	1	0	0	0	0	
LMU	1/12	*	29	4-8	2-5	2-2	1	1	1	3	0	2	12	LMU	1/15	15	0-1	0-1	0-0	1	0	4	1	0	1	0	
Pepperdine	1/14	*	33	3-7	1-2	2-2	2	1	2	2	0	1	9	Pepperdine	1/20	CANCELED											
San Francisco	1/19	*	34	5-8	0-2	3-3	3	1	6	2	0	0	13	San Diego	1/22	DID NOT PLAY											
Santa Clara	1/21	*	38	1-7	1-6	0-0	1	4	5	1	0	0	3	San Diego	1/24	6	0-2	0-1	0-0	0	0	1	0	0	0	0	
Saint Mary's	1/26	*	35	3-9	1-5	0-0	3	0	3	1	0	3	7	Santa Clara	1/27	8	1-3	0-1	0-0	3	0	1	1	0	0	2	
Pacific	1/28	*	37	2-10	0-4	0-0	0	5	6	0	0	0	4	San Francisco	1/29	6	0-1	0-0	4-4	2	0	0	0	0	0	4	
San Diego	2/4	*	37	2-4	1-2	2-2	2	4	1	4	0	0	7	Portland	2/3	DID NOT PLAY											
Pepperdine	2/9	*	42	4-12	1-4	1-2	2	2	5	3	0	2	10	Gonzaga	2/5	DID NOT PLAY											
LMU	2/11	*	23	3-9	2-3	1-2	5	2	1	0	0	1	9	Pepperdine	2/10	13	2-4	2-3	2-2	1	3	0	4	0	0	8	
Santa Clara	2/16	*	35	3-8	2-4	0-0	2	1	4	4	0	3	8	Saint Mary's	2/12	DID NOT PLAY											
San Francisco	2/18	*	38	6-15	2-8	0-0	4	3	1	1	0	0	14	LMU	2/17	5	1-2	0-0	0-0	0	1	1	0	0	0	2	
Gonzaga	2/25	*	35	4-12	1-6	2-2	4	5	1	1	0	0	11	Gonzaga	2/19	1	0-0	0-0	0-0	0	0	0	0	0	0	0	
Portland	2/27	*	33	0-5	0-3	2-2	1	2	2	2	0	1	2	Santa Clara	2/24	6	0-1	0-0	0-0	0	2	1	0	0	0	0	
Pepperdine	3/3	*	37	5-8	1-2	2-2	4	3	4	3	0	3	13	Pacific	2/26	12	3-5	1-1	0-0	2	1	2	2	0	0	7	
San Francisco	3/4	*	30	4-5	4-5	2-2	0	5	3	2	0	0	14	Portland	3/7	DID NOT PLAY											
Gonzaga	3/6	*	38	2-11	1-5	0-0	1	2	5	7	0	3	5	Gonzaga	3/8	DID NOT PLAY											
Rice	3/17	*	35	4-12	2-6	0-0	3	2	2	2	0	0	10	Villanova	3/19	DID NOT PLAY											







# HEATHER HAMSON

RS-JUNIOR || FORWARD || 6-3 || LONDON, UTAH || PLEASANT GROVE HIGH SCHOOL

## CAREER HIGHS

Statistic	#	Game (Date)
Points	6 (x3)	vs. Nevada (12/21/23)
Rebounds	3 (x2)	Oklahoma State (1/17/23)
Assists	1 (x6)	Weber State (11/10/23)
Steals	1 (x2)	Saint Mary's (12/31/22)
Blocks	2	Saint Mary's (12/31/22)
Field Goals	3	Nevada (12/21/23)
Field Goal Att.	3	Santa Clara (1/21/23)
3-Point FG	-	-----
3-Point FG Att.	-	-----
Free Throws	4	LMU (1/12/23)
Free Throw Att.	4	LMU (1/12/23)
Minutes:	14:12	LMU (1/12/23)

## SUPERLATIVES

Statistic	2023-24	Career	Last
10-plus Points	-	-	-----
20-plus Points	-	-	-----
3-plus 3-PT FG	-	-	-----
5-plus 3-PT FG	-	-	-----
5-plus Rebounds	-	-	-----
10-plus Rebounds	-	-	-----
3-plus Assists	-	-	-----
5-plus Assists	-	-	-----
3-plus Blocks	-	-	-----
3-plus Steals	-	-	-----
5-plus Steals	-	-	-----
Double-doubles	-	-	-----

### BYU: SOPHOMORE (2023-24)

- Hamson appeared in 15 games during the 2023-24 season and averaged 2.5 minutes per game
- Scored 13 points, grabbed six rebounds, registered an assist, a block and a steal

### BYU: FRESHMAN (2022-23)

- Hamson appeared in 21 games for the Cougars during her sophomore campaign and averaged 4.2 minutes per game
- Scored 23 points, grabbed nine rebounds, dished six assists and registered two blocks and a steal

### BYU: REDSHIRT (2021-22)

- As a freshman, Hamson was an important member of the practice squad that helped the Cougars to a 26-4 record and a program-best win percentage of 86.7 percent
- BYU won the WCC regular season title and returned to the NCAA Tournament for the third consecutive season.

### BEFORE BYU

- Earned Utah 6A All-State selection in 2021 at Pleasant Grove High School
- Named to the Utah 6A Academic All-State Team
- Also earned All-State honors in volleyball where she led Pleasant Grove to the 2019 5A volleyball state championship

### PERSONAL

- Daughter of David and Tresa
- Mother, Tresa Spaulding Hamson, played basketball at BYU from 1983-1987
- Heather's sisters Jennifer and Sara also suited up for the BYU women's team
- Majoring in Exercise Science and is starting the integrated master's program for Athletic Training in 2024-25

## CAREER STATISTICS

YEAR	GP-GS	MPG	FG-FGA	PCT	3FG-A	PCT	FT-FTA	PCT	OFF-DEF-REB	R/GM	PF-D	A	A/GM	TO	BLK	B/GM	STL	S/GM	PTS	AVG
2022-23	21-0	4.2	8-15	.533	0-0	.000	7-8	.875	4-5-9	0.4	12-0	6	0.3	8	2	0.1	1	0.1	23	1.1
2023-24	15-0	2.5	5-8	.625	0-0	.000	3-5	.600	2-4-6	0.4	4-0	1	0.1	5	1	0.1	1	0.1	13	0.9
CAREER	36-0	3.5	13-23	.565	0-0	.000	10-13	6-9	15	0.4	16-0	7	0.2	13	3	0.1	2	0.1	36	1.0







BYU    2023-24														BYU    2022-23													
Opponent	Date	GS	MP	FG	3FG	FT	Reb	PF	A	TO	Blk	Stl	Pts	Opponent	Date	GS	MP	FG	3FG	FT	Reb	PF	A	TO	Blk	Stl	Pts
Montana State	11/7		1	0-0	0-0	0-0	0	0	0	0	0	0	0	Colorado State	11/8						DID NOT PLAY						
Weber State	11/10		6	1-2	0-0	1-3	0	0	1	0	0	1	3	Montana State	11/12		1	0-0	0-0	0-0	0	0	0	0	0	0	0
Utah Valley	11/14		1	0-0	0-0	0-0	0	1	0	1	0	0	0	Oklahoma	11/15						DID NOT PLAY						
Wake Forest	11/18		4	0-1	0-0	0-0	3	1	0	0	1	0	0	Washington State	11/18						DID NOT PLAY						
Saint Louis	11/21		2	0-0	0-0	0-0	0	0	0	0	0	0	0	Troy	11/19		7	2-3	0-0	2-2	1	2	1	0	0	0	6
LMU	11/25		2	0-0	0-0	0-0	0	0	0	1	0	0	0	Carroll	11/23		8	0-0	0-0	0-0	2	0	0	0	0	0	0
Wyoming	11/28						DID NOT PLAY							Ball State	11/26						DID NOT PLAY						
Utah	12/2		1	0-0	0-0	0-0	0	0	0	0	0	0	0	Boise State	12/1		2	0-0	0-0	0-0	0	0	0	0	0	0	0
Utah State	12/5						DID NOT PLAY							Utah State	12/6		2	0-0	0-0	0-0	0	1	0	1	0	0	0
Boise State	12/9		2	1-1	0-0	0-0	0	0	0	0	0	0	2	Utah	12/10						DID NOT PLAY						
Idaho State	12/16						DID NOT PLAY							Gonzaga	12/17						DID NOT PLAY						
Missouri State	12/20						DID NOT PLAY							Portland	12/19		1	1-2	0-0	0-0	1	0	0	0	0	0	2
Nevada	12/21		9	3-3	0-0	0-0	0	1	0	0	0	0	6	Monmouth	12/21		1	0-0	0-0	0-0	0	0	0	0	0	0	0
TCU	12/30		5	0-1	0-0	0-0	0	0	0	1	0	0	0	Pacific	12/29		2	0-1	0-0	0-0	1	1	0	0	0	0	0
Oklahoma	1/3						DID NOT PLAY							Saint Mary's	12/31		2	0-0	0-0	0-0	0	0	0	1	2	1	0
Iowa State	1/6						DID NOT PLAY							San Diego	1/7		9	0-0	0-0	0-0	0	0	1	0	0	0	0
Houston	1/10						DID NOT PLAY							LMU	1/12		14	1-1	0-0	4-4	2	1	0	1	0	0	6
Cincinnati	1/13						DID NOT PLAY							Pepperdine	1/14						DID NOT PLAY						
Oklahoma State	1/17		2	0-0	0-0	2-2	3	0	0	2	0	0	2	San Francisco	1/19		1	0-0	0-0	0-0	0	1	0	1	0	0	0
Texas Tech	1/20						DID NOT PLAY							Santa Clara	1/21		4	1-3	0-0	0-0	0	2	1	0	0	0	2
Kansas State	1/27						DID NOT PLAY							Saint Mary's	1/26		7	0-1	0-0	0-0	0	0	1	2	0	0	0
Kansas	2/17		1	0-0	0-0	0-0	0	0	0	0	0	0	0	Pacific	1/28		1	0-0	0-0	0-0	0	2	1	0	0	0	0
West Virginia	2/3						DID NOT PLAY							San Diego	2/4		1	0-0	0-0	0-0	0	0	0	0	0	0	0
Baylor	2/7						DID NOT PLAY							Pepperdine	2/9						DID NOT PLAY						
Cincinnati	2/10						DID NOT PLAY							LMU	2/11		8	1-2	0-0	0-0	0	1	1	0	0	0	2
UCF	2/13						DID NOT PLAY							Santa Clara	2/16		1	0-0	0-0	0-0	0	0	0	0	0	0	0
Kansas	2/17						DID NOT PLAY							San Francisco	2/18						DID NOT PLAY						
TCU	2/21						DID NOT PLAY							Gonzaga	2/25						DID NOT PLAY						
Iowa State	2/24						DID NOT PLAY							Portland	2/27		7	1-1	0-0	0-0	0	0	0	1	0	0	2
Houston	2/28						DID NOT PLAY							Pepperdine	3/3		7	1-1	0-0	1-2	2	0	0	0	0	0	3
Texas	3/2		1	0-0	0-0	0-0	0	1	0	0	0	0	0	San Francisco	3/4		2	0-0	0-0	0-0	0	1	0	1	0	0	0
Kansas	3/8		1	0-0	0-0	0-0	0	0	0	0	0	0	0	Gonzaga	3/6						DID NOT PLAY						
Santa Clara	3/21		1	0-0	0-0	0-0	0	0	0	0	0	0	0	Rice	3/17						DID NOT PLAY						







# MARYA HUDGINS

JUNIOR || GUARD || 6-0 || AURORA, COLORADO || SANTA CLARA

## CAREER HIGHS

Statistic	#	Game (Date)
Points	21	SCU vs. Pacific (1/14/23)
Rebounds	15	SCU vs. Lincoln (12/2/22)
Assists	3 (x5)	SCU vs. Pepperdine (1/18/24)
Steals	4 (x2)	SCU at Oregon St. (12/15/23)
Blocks	4	SCU at San Diego (1/19/23)
Field Goals	7 (x2)	SCU vs. Saint Mary's (2/10/24)
Field Goal Att.	18	SCU at Oregon St. (12/15/23)
3-Point FG	4 (x4)	SCU vs. Saint Mary's (2/10/24)
3-Point FG Att.	9	SCU at Sacramento St. (11/29/23)
Free Throws	5	SCU vs. Pepperdine (12/17/22)
Free Throw Att.	6	SCU at Cal St. Fullerton (12/21/23)
Minutes:	33	SCU vs. Pacific (1/14/23)

## SUPERLATIVES

Statistic	2023-24	Career	Last
10-plus Points	12	22	2/22/24
20-plus Points	1	1	1/14/23
3-plus 3-PT FG	5	8	2/10/24
5-plus 3-PT FG	—	—	—
5-plus Rebounds	16	29	2/17/24
10-plus Rebounds	5	7	12/10/23
3-plus Assists	3	5	1/18/24
5-plus Assists	—	—	—
3-plus Blocks	1	2	12/1/23
3-plus Steals	3	4	12/15/23
5-plus Steals	—	—	—
Double-doubles	2	3	12/1/23

## SANTA CLARA: SOPHOMORE (2023-24)

- Appeared in 32 games, starting two
- Scored 7.7 points and grabbed 5.4 rebounds per game (second-best for Santa Clara)
- Finished in double-figures 12 times
- Recorded two double-doubles in 2023-24
- 14 points and 11 rebounds in a 71-39 win over CSUN on Nov. 14, 2023
- 13 points and 12 boards in a 113-37 win over Lincoln (CA) on Dec. 1, 2023
- Notched a season-high 18 points on 7-of-10 shooting, going 4-for-5 from behind the arc in a 70-58 win over Saint Mary's
- Scored 16 points in an 89-50 win at Oregon on Nov. 18, 2023
- Recorded 17 points and seven boards at Oregon State (12/15)
- Grabbed a season-high 13 rebounds (twice) in a win over Menlo and a loss at Cal
- Dished a season-high 3 assists three times in wins over Hawaii, CSUN and Pepperdine

## SANTA CLARA: FRESHMAN (2022-23)

- WCC All-Freshman Team
- Appeared in 31 games this season with 11 starts for the Broncos
- Averaged 7.5 points per game and 4.8 rebounds per game
- Shot 37.9% from the field and 80.5% from the charity stripe (33-41)
- Had a season-high of 21 points versus Pacific on Jan. 14, 2023
- Recorded nine double-figure scoring performances
- Had a season-high 15 rebounds against Lincoln (Calif.) on Dec. 2, 2022

## BEFORE COLLEGE

- Four-year varsity starter
- 2022 5A Colorado State Champion (Grandview High School)
- 2022 5A Colorado All-State
- 2019 Georgia State Champion (Holy Innocents' Episcopal School)
- First Team All-Centennial League
- State Champion Won the state championship freshman year
- Two-time Academic All-State selection

## PERSONAL

- Born in Seattle, Washington
- Daughter of Drake and Amber Hudgins
- Oldest of four siblings; Khalil, Taylah and Berkli
- Her father Drake played basketball at Seattle Pacific (1996-00) before playing professionally in South America
- Her mother Amber ran track at Mount Hood Community College (1996-98)
- Her grandfather Jack played football at Mt. San Antonio College (1968-69)
- Has lived in seven different states (Arizona, California, Colorado, Georgia, Oregon, Utah Washington)
- Enjoys graphic design, art, and coaching basketball
- Majoring in Communications and Sports Media
- Also recruited by

## CAREER STATISTICS

YEAR	GP-GS	MPG	FG-FGA	PCT	3FG-A	PCT	FT-FTA	PCT	OFF-DEF-REB	R/GM	PF-D	A	A/GM	TO	BLK	B/GM	STL	S/GM	PTS	AVG
2022-23	31-11	20.7	85-244	.379	29-95	.305	33-41	.805	32-116-148	4.8	58-0	26	0.8	41	21	0.7	23	0.7	232	7.5
2024-24	32-2	21.4	92-230	.400	32-88	.364	29-39	.744	45-128-173	5.4	49-0	33	1.0	39	23	0.7	30	0.9	245	7.7
CAREER	63-13	21.1	177-454	.390	61-183	.333	62-80	.775	77-244-321	5.1	107-0	59	0.9	80	44	0.7	53	0.8	477	7.6







SANTA CLARA    2023-24														SANTA CLARA    2022-23													
Opponent	Date	GS	MP	FG	3FG	FT	Reb	PF	A	TO	Blk	Stl	Pts	Opponent	Date	GS	MP	FG	3FG	FT	Reb	PF	A	TO	Blk	Stl	Pts
San Jose State	11/6		20	1-6	0-3	1-2	0	3	0	1	0	0	3	UC Santa Barbara	11/7		19	2-7	0-2	1-2	4	2	2	2	0	0	5
California	11/8		20	1-4	0-0	1-2	13	2	0	2	0	0	3	Cal State Fullerton	11/11		8	1-1	1-1	0-2	1	1	0	1	0	0	3
Hawaii	11/11		31	3-8	0-0	4-6	9	1	3	2	2	2	10	Sacramento State	11/14		16	2-9	0-1	0-0	4	0	0	0	0	1	4
CSUN	11/14		18	5-10	1-3	3-4	11	2	3	2	0	3	14	CSUN	11/17		10	1-3	0-0	1-2	3	0	2	1	0	0	3
Oregon	11/18		20	6-10	4-6	0-0	2	1	2	1	1	1	16	Cal Baptist	11/19		11	2-2	1-1	1-2	4	1	0	1	0	0	6
AGM Corpus-Christi	11/21		20	1-4	0-1	2-2	10	2	1	1	1	0	4	Kansas City	11/22		13	2-3	1-2	1-1	2	1	1	0	0	0	6
Boise State	11/24		30	4-12	0-3	2-2	8	1	1	0	1	0	10	South Dakota	11/25		17	1-8	0-3	0-0	4	0	2	1	0	1	2
Texas Tech	11/25		23	3-9	1-4	1-2	5	3	0	2	0	0	8	Washington	11/26		27	4-10	3-7	0-0	9	1	0	1	1	0	11
Sacramento State	11/29		23	4-11	4-9	0-0	4	1	1	0	0	2	12	Stanford	11/30		22	2-6	1-4	2-2	9	4	1	1	0	0	7
Lincoln	12/1		22	5-11	2-5	1-2	12	1	1	1	3	3	13	Lincoln	12/2		19	6-15	2-4	2-2	15	0	2	4	0	0	16
Menlo	12/10		22	3-8	1-2	2-2	13	1	0	2	0	1	9	UC Santa Cruz	12/4		14	2-5	0-2	0-0	2	3	1	1	2	0	4
Oregon State	12/15		24	6-18	2-5	3-3	7	1	0	0	2	4	17	Nevada	12/11		21	2-6	0-2	1-2	1	1	0	2	2	0	5
UC Riverside	12/19		25	6-10	0-2	0-0	7	1	0	4	2	2	12	San Jose State	12/13		28	5-10	1-4	3-4	5	1	3	2	1	1	14
Cal State Fullerton	12/21		24	2-9	0-2	4-6	8	2	1	1	1	2	8	Pepperdine	12/17		25	3-7	0-4	5-5	6	3	1	1	0	0	11
Pacific	1/6		21	4-9	4-5	0-0	4	2	2	1	0	0	12	LMU	12/19		12	1-4	0-0	0-0	3	4	1	2	0	0	2
Gonzaga	1/11		21	2-8	1-4	0-0	1	1	0	0	0	1	5	San Francisco	12/31		20	4-7	1-3	0-0	7	1	0	1	2	2	9
Portland	1/13		24	2-4	0-2	2-2	4	3	1	1	1	2	6	Portland	1/5		25	5-12	2-5	0-0	1	2	3	2	0	4	12
Pepperdine	1/18		20	4-7	1-2	0-0	3	2	3	2	1	1	9	Gonzaga	1/7		27	3-9	2-4	0-0	4	3	0	0	1	2	8
San Francisco	1/20	*	31	3-5	0-1	2-2	6	2	2	5	0	1	8	Saint Mary's	1/12	*	28	4-9	3-5	0-0	5	2	0	2	2	2	11
Gonzaga	1/25		14	0-2	0-0	0-0	3	0	0	1	0	0	0	Pacific	1/14	*	33	7-17	3-8	4-4	9	2	0	1	0	2	21
Saint Mary's	1/27		27	4-9	3-7	0-0	5	0	1	1	0	1	11	San Diego	1/19	*	32	2-7	0-3	3-4	10	3	0	2	4	1	7
LMU	2/1		13	1-6	0-2	0-0	6	2	2	1	1	0	2	BYU	1/21	*	26	3-7	2-4	0-0	4	4	0	1	1	1	8
Pepperdine	2/3		15	2-3	1-1	1-2	1	3	0	1	1	1	6	San Francisco	1/28	*	23	3-6	2-4	0-0	7	2	0	1	1	0	8
San Diego	2/8		20	0-3	0-0	0-0	3	0	1	0	1	0	0	Gonzaga	2/2	*	31	4-9	1-4	3-3	5	1	1	1	2	1	12
Saint Mary's	2/10		21	7-10	4-5	0-0	4	3	0	2	2	1	18	Portland	2/4	*	25	5-14	0-1	0-0	2	3	2	3	0	2	10
San Francisco	2/15		24	4-8	1-3	0-0	7	3	1	2	0	0	9	Pacific	2/9	*	10	0-1	0-1	0-0	3	0	0	1	1	0	0
Portland	2/17		17	2-5	0-1	0-0	5	1	0	1	1	0	4	Saint Mary's	2/11	*	28	4-11	1-6	2-2	4	4	0	2	1	2	11
San Diego	2/22		22	4-7	2-4	0-0	4	0	2	0	1	0	10	BYU	2/16	*	21	2-6	2-4	2-2	5	4	1	0	0	0	8
LMU	2/29		23	2-4	0-2	0-0	3	1	2	1	0	1	2	San Diego	2/18	*	18	0-2	0-0	0-0	5	1	1	0	0	0	0
Pacific	3/2		20	0-4	0-3	0-0	0	0	1	0	0	0	0	LMU	2/23		19	3-7	0-2	0-0	4	2	0	1	0	1	6
Portland	3/11	*	18	1-4	0-1	0-0	2	2	2	0	1	1	2	Pepperdine	2/25		14	0-4	0-4	2-2	1	2	2	3	0	0	2
Washington State	3/24		15	1-2	0-0	0-0	3	2	0	1	0	0	2														







# HATTIE OGDEN

JUNIOR || FORWARD || 6-1 || MAGRATH, ALBERTA, CANADA || BUFFALO

## CAREER HIGHS

Statistic	#
Points	21
Rebounds	10 (x3)
Assists	5
Steals	4 (x5)
Blocks	3 (x3)
Field Goals	7
Field Goal Att.	15
3-Point FG	6
3-Point FG Att.	12
Free Throws	5
Free Throw Att.	6
Minutes:	40 (x3)

Game (Date)
Niagara (11/14/23)
Southern Miss (2/10/24)
Western Michigan (3/4/23)
Monmouth (3/21/24)
NIU (2/21/24)
Niagara (11/14/23)
UMES (12/30/23)
UMES (12/30/23)
UMES (12/30/23)
Niagara (11/14/23)
Niagara (11/14/23)
St. Bonaventure (11/22/23)

## SUPERLATIVES

Statistic	2023-24	Career	Last
10-plus Points	11	16	3/15/24
20-plus Points	1	1	11/14/23
3-plus 3-PT FG	10	18	3/16/24
5-plus 3-PT FG	1	2	12/30/23
5-plus Rebounds	17	24	3/16/24
10-plus Rebounds	2	3	2/10/24
3-plus Assists	5	8	1/13/24
5-plus Assists	-	1	-----
3-plus Blocks	-	-	2/21/24
3-plus Steals	7	7	3/21/24
5-plus Steals	-	-	-----
Double-doubles	2	2	2/10/24

## CAREER HIGHLIGHTS

- 2023-24 Academic All-MAC Honoree
- 2023-24 CSC Academic All-District Honoree

## BUFFALO: SOPHOMORE (2023-24)

- 2023-24 Academic All-MAC Honoree
- 2023-24 CSC Academic All-District Honoree
- Appeared in all 33 games, starting 23 for the Bulls in 2023-24
- Was the fifth-leading scorer (7.5 ppg) for a Buffalo team that finished 19-14, reached the Mid-American Conference Championship game and was selected to compete in the WNIT
- Attempted the third-most shots for the Bulls while shooting 36.7 percent from the field and 31.7 percent from three
- Recorded 43 steals (1.3 spg) while leading Buffalo with 19 blocks on the season
- Scored a career-high 21 points on 7-of-10 shooting, going 2-for-4 from downtown in a 92-75 win over Niagara on Nov. 14, 2023
- Knocked down a career-high six threes in a 70-61 win over Maryland Eastern Shore
- Matched her career high of 10 rebounds in wins over St. Bonaventure and Southern Miss

## BUFFALO: FRESHMAN (2022-23)

- Appeared in all 28 games, earning 12 starts as a freshman
- Averaged 5.1 points, 2.9 rebounds and 0.9 assists per game
- Recorded five double-figure scoring efforts
- Made three or more three-pointers eight times
- Dished a career-high five assists in a win over Western Michigan on March 4, 2023, to help the Bulls clinch a spot in the MAC Tournament
- Knocked down four triples in a win at Miami (OH) on Feb. 1, 2023
- Recorded back-to-back double-figure scoring efforts at Eastern Michigan on Feb. 23, 2023, and in a win at Bowling Green on Feb. 25, 2023
- Made three triples in the MAC Tournament quarterfinal game against Toledo on March 8, 2023

## BEFORE COLLEGE

- Prepped at Magrath High School
- Averaged 24 points on 42.8 percent shooting from three, 10 rebounds, six assists and six steals per game as a senior
- Recorded 14 double-doubles, seven triple-doubles and a quadruple-double
- Led the Pandas to the 4A Provincial final for the first time in school history
- Named a First Team All-Star in back-to-back seasons
- Played for the Kia Nurse Elite EYBL team, which is widely regarded as the top AAU program in Canada
- Also led the Magrath High School volleyball team to a provincial title, was named league MVP

## PERSONAL

- Daughter of Darin and Tabatha Ogden
- One of five children; Hanna Stef, Hale Ogden, Harper Ogden and Hope Ogden
- Proud aunt of Dolly Stef, daughter of Hanna (sister) and Jett Stef
- Her uncles Aaron (2004-06) and Jadon (2007-11) played football at BYU
- Majoring in biology
- Played eight seasons of hockey until she was 12 years old

## CAREER STATISTICS

YEAR	GP-GS	MPG	FG-FGA	PCT	3FG-A	PCT	FT-FTA	PCT	OFF-DEF-REB	R/GM	PF-D	A	A/GM	TO	BLK	B/GM	STL	S/GM	PTS	AVG
2022-23	29-13	20.6	52-137	.380	49-125	.392	3-6	.500	2-80-82	2.8	40-0	26	0.9	14	5	0.2	14	0.5	156	5.4
2023-24	33-23	29.1	90-245	.367	58-183	.317	11-17	.647	10-137-147	4.5	74-2	43	1.3	25	19	0.6	43	1.3	249	7.5
CAREER	62-36	25.1	142-382	.372	107-308	.347	14-23	.609	12-217-229	3.7	114-2	69	1.1	39	24	0.4	57	0.9	405	6.5





## #33 || HATTIE OGDEN || CAREER GAME-BY-GAME STATS

BUFFALO    2023-24														BUFFALO    2022-23													
Opponent	Date	GS	MP	FG	3FG	FT	Reb	PF	A	TO	Blk	Stl	Pts	Opponent	Date	GS	MP	FG	3FG	FT	Reb	PF	A	TO	Blk	Stl	Pts
Canisius	11/6	*	38	4-8	2-6	0-0	8	1	1	1	3	1	10	Canisius	11/7		6	0-0	0-0	0-0	0	1	0	0	0	0	0
Old Dominion	11/11	*	31	0-6	0-5	0-0	5	4	2	1	2	0	0	Stonehill	11/14		28	2-7	2-6	0-0	7	2	1	1	0	2	6
Niagara	11/14	*	34	7-10	2-4	5-6	5	2	2	0	0	4	21	Mercyhurst	11/22		25	2-5	2-4	0-0	0	0	1	0	0	2	6
Stonehill	11/17	*	28	5-9	2-4	0-0	5	2	0	1	0	2	12	Drexel	11/27		12	1-5	1-4	0-0	2	1	0	0	0	0	3
St. Bonaventure	11/22	*	40	5-9	3-6	0-0	10	2	2	0	1	4	13	Rhode Island	12/1		26	2-7	1-6	0-0	0	1	3	2	0	0	5
Kutztown	11/26	*	27	3-6	1-4	0-0	4	1	3	0	0	2	7	Niagara	12/7		8	0-0	0-0	0-0	2	1	0	1	0	0	0
Stony Brook	12/2	*	31	4-11	1-7	0-0	6	1	3	2	0	1	9	Long Island	12/10		14	0-3	0-2	1-2	1	1	1	0	0	0	1
Drexel	12/9	*	38	2-5	0-3	0-0	4	2	1	2	0	1	4	Bucknell	12/20		5	0-1	0-1	0-0	1	0	0	1	0	0	0
Le Moyne	12/16	*	22	1-8	0-4	0-0	3	1	1	1	0	0	2	St. Bonaventure	12/29		2	0-1	0-1	0-0	0	0	0	0	0	0	0
UMES	12/30	*	35	6-15	6-12	0-0	5	1	0	0	0	3	18	Kent State	1/4		1	0-0	0-0	0-0	1	0	0	0	1	0	0
Kent State	1/3	*	35	2-13	1-9	0-0	5	3	1	1	0	0	5	Central Michigan	1/7		12	1-2	1-2	0-0	2	0	1	0	0	0	3
Central Michigan	1/6	*	34	4-8	4-6	1-2	3	2	3	2	0	0	13	Ohio	1/11		4	1-1	1-1	0-0	0	0	0	0	0	1	3
Ball State	1/10	*	38	1-8	1-7	1-2	8	1	3	2	3	0	4	Eastern Michigan	1/14		8	0-3	0-3	0-0	1	0	1	0	1	0	0
Akron	1/13	*	39	3-6	3-6	0-0	6	2	4	0	0	4	9	Ball State	1/18		9	0-1	0-1	0-0	0	1	1	1	0	0	0
NIU	1/17	*	31	0-5	0-5	0-0	2	2	2	1	0	1	0	Western Michigan	1/21		7	0-1	0-1	0-0	0	1	0	1	0	0	0
Western Michigan	1/20	*	29	3-6	2-3	0-0	5	0	1	1	1	3	8	Bowling Green	1/25	*	10	1-3	1-3	0-0	0	0	0	1	0	1	3
Bowling Green	1/24		11	0-3	0-3	2	1	1	0	0	0	0	0	Akron	1/28	*	39	5-12	5-11	0-0	4	3	1	0	0	2	15
Toledo	1/27		19	0-2	0-1	0-0	5	5	0	1	1	0	0	Miami (OH)	2/1	*	32	4-7	4-7	0-0	2	2	0	0	0	0	12
Ohio	1/31	*	26	5-11	3-7	2-3	6	2	0	2	2	1	15	NIU	2/4	*	36	3-10	3-8	0-0	4	3	4	0	0	1	9
Eastern Michigan	2/3		20	2-5	2-5	0-0	1	4	2	1	0	0	6	Toledo	2/8	*	27	4-8	4-8	0-0	3	3	2	0	0	0	12
Miami	2/7	*	30	4-7	3-5	0-0	4	4	0	0	0	0	11	Central Michigan	2/11	*	22	2-3	2-3	1-2	3	1	0	1	0	0	7
Southern Miss.	2/10	*	39	5-11	2-7	0-0	10	1	2	0	0	1	12	Kent State	2/15		21	1-4	1-4	1-2	4	4	1	0	0	0	4
Akron	2/17	*	33	1-8	1-7	0-0	5	2	0	1	1	4	3	Miami (OH)	2/18	*	29	2-8	2-8	0-0	5	4	0	0	0	0	6
NIU	2/21		21	3-9	3-9	0-0	2	5	0	0	3	1	9	Eastern Michigan	2/23	*	33	4-12	4-11	0-0	9	2	1	1	0	0	12
Ohio	2/24	*	20	3-9	2-7	1-2	3	3	0	0	0	2	9	Bowling Green	2/25	*	30	5-7	2-5	0-0	6	2	1	1	2	1	13
Bowling Green	2/28		29	2-5	1-4	0-0	3	3	2	0	1	0	5	Akron	3/1	*	38	2-7	2-7	0-0	10	1	2	1	0	2	6
Kent State	3/2		24	2-6	2-6	0-0	3	2	0	2	0	1	6	Western Michigan	3/4	*	40	3-7	3-7	0-0	8	3	5	2	1	2	9
Central Michigan	3/6		24	0-2	0-2	0-0	4	4	1	0	0	1	0	Toledo	3/8	*	40	3-5	3-4	0-0	5	1	0	0	0	0	9
Ball State	3/9		14	1-3	1-3	0-0	0	1	0	1	0	0	3														
Bowling Green	3/13		30	4-9	3-7	0-0	5	3	2	1	0	0	11														
Toledo	3/15	*	34	3-7	3-6	1-2	3	1	2	1	0	0	10														
Kent State	3/16	*	27	3-7	3-6	0-0	5	3	1	0	0	2	9														
Monmouth	3/21		28	2-8	1-7	0-0	2	3	1	0	1	4	5														







# AMARI WHITING

SOPHOMORE || GUARD || 5-10 || BURLEY, IDAHO || BURLEY H.S.

## CAREER HIGHS

Statistic	#	Game (Date)
Points	19	Utah State (12/5/23)
Rebounds	12	Idaho State (12/16/23)
Assists	9 (x2)	No. 18 Baylor (2/7/24)
Steals	4 (x2)	Iowa State (1/6/24)
Blocks	1 (x7)	at Cincinnati (2/10/24)
Field Goals	6 (x2)	vs. Kansas (3/8/24)
Field Goal Att.	15	vs. Houston (2/28/24)
3-Point FG	3	at Iowa State (2/24/24)
3-Point FG Att.	9	at Iowa State (2/24/24)
Free Throws	8	at Montana State
Free Throw Att.	12	vs. Idaho State (12/16/23)
Minutes:	39 (OT)	Idaho State (12/16/23)

## SUPERLATIVES

Statistic	2023-24	Career	Last
10-plus Points	20	20	3/21/24
20-plus Points	-	-	-----
3-plus 3-PT FG	1	1	2/24/24
5-plus 3-PT FG	-	-	-----
5-plus Rebounds	18	18	-----
10-plus Rebounds	1	1	12/16/23
3-plus Assists	23	23	3/8/24
5-plus Assists	10	10	2/21/24
3-plus Blocks	-	-	-----
3-plus Steals	7	7	2/3/24
5-plus Steals	-	-	-----
Double-doubles	1	1	12/16/23

## CAREER HIGHLIGHTS

- Big 12 Freshman of the Week (Feb. 12, 2024)
- Flirted with the first triple-double in BYU women's basketball history with 14 points on 5-of-8 shooting with a career-high nine assists and eight rebounds in win over No. 18 Baylor (2023-24)
- Led BYU in assists per game at 3.7 and steals with 1.5 per contest (2023-24)
- The Cougars' third-leading scorer at 10.6 points per game
- Second in rebounding with 4.9 per game
- Started all 33 games for BYU during her freshman campaign
- Scored a career-high 19 points against Utah State on Dec. 5, 2023
- Grabbed a career-high 12 rebounds on Dec. 16, 2023 against Idaho State

## BYU: FRESHMAN (2023-24)

- Started all 33 games for BYU during her freshman campaign
- Led BYU in assists per game at 3.7 and steals with 1.5 per contest
- The Cougars' third-leading scorer at 10.6 points per game
- Second in rebounding with 4.9 per game
- Scored a career-high 19 points against Utah State on Dec. 5, 2023
- Flirted with the first triple-double in BYU women's basketball history with 14 points on 5-of-8 shooting with a career-high nine assists and eight rebounds in win over No. 18 Baylor
- Grabbed a career-high 12 rebounds on Dec. 16, 2023 against Idaho State
- Big 12 Freshman of the Week (Feb. 12, 2024)

## BEFORE BYU

- 2022 Idaho Gatorade Player of the Year
- 4A All-Idaho Player of the Year (2021 & 2022)
- GB7 Conference Player of the Year (2021 & 2022)
- Times News Player of the Year (2020, 2021, 2022)
- 2022 4A Idaho State Champions
- 2022 SBLive Idaho Player of the Year
- 2022 IdahoSports 4A Tournament Player of the Year
- 2020 GB10 All-Conference First Team
- 2x WBCA Player of the Week
- 4x SBLive ID Player of the Week
- IHSAA Athlete of the Week
- 4.0 High School GPA; High Honors Society
- Also enjoys reading and dancing
- Lived in Italy for nine years while her father, Trent played professional basketball

## PERSONAL

- Born in Boise, Idaho
- Daughter of Trent and Amber Whiting
- Her older brother Jace plays basketball at Boise State University
- Father Trent (2000-01) and her mother Amber (2000-01) played basketball at BYU
- Majoring in Communications
- Also recruited by Oregon, Arizona, Stanford, UCLA and Utah
- Committed to Oregon in 2021, but flipped her commitment to BYU during the summer of 2022

## CAREER STATISTICS

YEAR	GP-GS	MPG	FG-FGA	PCT	3FG-A	PCT	FT-FTA	PCT	OFF-DEF-REB	R/GM	PF-D	A	A/GM	TO	BLK	B/GM	STL	S/GM	PTS	AVG
2023-24	33-33	31.7	119-300	.397	31-100	.310	80-135	.593	27-136-163	4.9	96-1	123	3.7	95	7	0.2	50	1.5	349	10.6
CAREER	33-33	31.7	119-300	.397	31-100	.310	80-135	.593	27-136-163	4.9	96-1	123	3.7	95	7	0.2	50	1.5	349	10.6







## BYU || 2023-24

Opponent	Date	GS	MP	FG	3FG	FT	Reb	PF	A	TO	Blk	Stl	Pts
Montana State	11/7	*	29	5-9	0-2	8-11	7	2	5	7	0	3	18
Weber State	11/10	*	24	3-8	0-1	2-4	5	3	4	1	0	3	8
Utah Valley	11/14	*	31	5-13	1-3	2-3	9	3	2	1	0	2	13
Wake Forest	11/18	*	25	3-10	1-1	0-0	4	2	3	2	0	3	7
Saint Louis	11/21	*	26	5-9	1-2	3-4	4	4	4	2	0	0	14
LMU	11/25	*	30	2-5	1-1	2-5	1	3	1	2	0	1	7
Wyoming	11/28	*	32	4-8	2-3	4-4	3	2	4	0	1	1	14
Utah	12/2	*	27	3-10	1-2	0-0	5	1	5	1	0	0	7
Utah State	12/5	*	29	6-11	0-3	7-8	2	4	3	4	1	3	19
Boise State	12/9	*	30	1-6	0-4	3-4	4	2	4	3	0	1	5
Idaho State	12/16	*	39	3-10	1-3	7-12	12	1	6	3	1	4	14
Missouri State	12/20	*	31	3-11	1-5	1-2	5	4	3	3	0	1	8
Nevada	12/21	*	29	4-7	2-4	1-2	8	3	2	5	0	1	11
TCU	12/30	*	34	3-8	2-6	5-6	5	3	6	0	0	1	13
Oklahoma	1/3	*	35	2-10	1-4	1-1	5	3	3	2	0	0	6
Iowa State	1/6	*	33	5-9	0-2	2-3	2	3	9	3	0	4	12
Houston	1/10	*	36	5-8	2-3	3-4	1	3	6	6	0	0	15
Cincinnati	1/13	*	30	4-7	1-3	1-3	6	4	4	4	0	0	10
Oklahoma State	1/17	*	28	3-9	1-5	2-5	5	2	0	1	1	2	9
Texas Tech	1/20	*	32	2-10	0-1	3-6	6	1	2	2	0	2	7
Kansas State	1/27	*	34	3-7	2-3	2-2	4	4	4	2	1	2	10
Kansas	1.31	*	34	4-6	1-2	1-5	5	3	6	3	0	1	10
West Virginia	2/3	*	31	2-6	2-4	2-2	4	5	1	6	1	3	8
Baylor	2/7	*	36	5-8	2-3	2-3	8	3	9	6	0	2	14
Cincinnati	2/10	*	33	4-10	0-2	2-2	7	2	2	4	1	0	10
UCF	2/13	*	32	4-10	0-3	3-7	5	3	1	4	0	0	11
Kansas	2/17	*	34	1-4	0-0	3-6	4	4	6	2	0	1	5
TCU	2/21	*	32	3-10	1-5	0-0	2	4	5	4	0	0	7
Iowa State	2/24	*	32	5-14	3-9	3-4	4	4	3	2	0	2	16
Houston	2/28	*	35	4-15	1-5	1-6	6	2	4	4	0	2	10
Texas	3/2	*	32	1-10	0-1	2-4	4	3	1	1	0	2	4
Kansas	3/8	*	37	6-10	0-1	1-4	4	2	3	2	0	2	13
Santa Clara	3/21	*	34	6-12	1-4	1-3	7	4	2	3	0	1	14







## NAIA TANUVASA

FRESHMAN || GUARD || 5-9 || HIGHLAND, UTAH || LONE PEAK H.S.

### BEFORE BYU

- Three-time Utah 6A State Champion
- Four-time Utah 6A Region Champion
- 2024 Utah 6A First Team All-State
- 2024 Utah 6A Region MVP
- Nike Tournament of Champions All-Star
- 2023 Utah 6A State Champion (Soccer)
- 2023 Utah 6A First Team All-State (Soccer)
- Four-time Utah 6A Region Champions (Soccer; '20, '21, '22, '23)
- 2022 Utah Daily Herald Soccer Player of the Year

### PERSONAL

- Daughter of Ben and Stephanie Tanuvasa
- Third of four siblings; Addison, Malae, Toa
- Her father Ben played football at Oregon State and Idaho State
- Her brother Malae plays football for BYU
- Her brother-in-law Karene Reid plays football at Utah
- Enjoys baking, cooking and spending time with family
- Served as the Polynesian Club President at Lone Peak High School



## DELANEY GIBB

FRESHMAN || GUARD || 5-10 || RAYMOND, ALBERTA, CANADA || RAYMOND H.S.

### BEFORE BYU

- Named Alberta's Miss Basketball in 3-consecutive seasons ('22, '23, '24)
- Earned bronze medal at the 2023 World Championship with the U19 Canadian National Team
- Named to the Biosteel All-Canadian Basketball Game in back-to-back seasons ('22 & '23)
- Named the MVP of the Biosteel All-Canadian Basketball Game in 2022
- Competed for the U17 Canadian National Team at the 2022 World Championship
- Won back-to-back-to-back Provincial Championships at Raymond High School ('22, '23, '24)
- Named 4A First Team All-State as a freshman at Timpview High School
- Played for the U16 Canadian National Team
- Also recruited by Gonzaga, Oklahoma, Oklahoma State, Oregon State, Utah and Utah Valley

### PERSONAL

- Daughter of Alan and Tonya Gibb
- Sister Saige Gibb plays basketball at Utah Valley





## KAMBREE BARBER

FRESHMAN || GUARD || 6-0 || RIGBY, IDAHO || RIGBY H.S.

### BEFORE BYU

- 2023 Idaho 5A First Team All-State
- 2023 Idaho 5A First Team All-Conference
- 2022 Idaho 5A Conference Player of Year
- Named to the 2023 Idaho 5A First Team All-Conference in volleyball
- Also recruited by Boise State, Saint Mary's and Utah Valley

### PERSONAL

- Daughter of Todd and Erin Barber
- Has four siblings; Karson, Bailey, Collin and Demry
- Enjoys hiking and playing volleyball



## BRINLEY CANNON

FRESHMAN || GUARD || 6-1 || SHELLEY, IDAHO || SHELLEY H.S.

### BEFORE BYU

- Two-time Idaho 4A Player of the Year (2023 & 2024)
- Two-time Idaho 4A District 6 Player of the Year (2023 & 2024)
- 2024 Idaho 4A State Champions
- 2024 Idaho 4A State Tournament MVP
- Shelley High School's all-time leading scorer (1,818) and rebounder (1,009)
- 2023 4A Idaho State Tournament Defensive MVP
- 2023 Idaho 4A District 6 Player of the Year
- 2023 Post Register All-Area Player of the Year
- 2023 Post Register Team of the Year
- 2022 Idaho 4A First Team All-State

### PERSONAL

- Daughter of Seth and Jennifer Cannon
- Youngest of five siblings; McKay, Stockton, Carter and Austin (Twin Brother)
- Her brother McKay Cannon played basketball at Weber State (2016-18), then at BYU (2018-20)
- Her mother Jennifer Cannon played basketball at Ricks College (1991-93) and at Idaho State (1993-95)
- Her father Seth Cannon played basketball at Ricks College (1990-92) and at the College of Idaho (1993-95)
- Graduated with high honors from Shelley High School
- Served on the Shelley High School student council for two years





## SARAH BARTHOLOMEW

FRESHMAN || CENTER || 6-3 || HIGHLAND, UTAH || LONE PEAK H.S.

### BEFORE BYU

- Won three-straight 6A State Championships at Lone Peak High School (2022, 2023, 2024)
- Four-time Utah 6A Region 4 Champions (2021, 2022, 2023, 2024)
- 2024 Utah 6A All-State Second Team
- 2023 National State Champions Invitational Runner-Up
- 2023 Utah 6A All-State 3rd Team

### PERSONAL

- Daughter of Jason and Lisa Bartholomew
- Has three siblings; Ryan, Matthew and Megan
- Maintained a 4.0 GPA throughout High School
- CTE Presidential Scholar Nominee
- National Honor Society
- Highland City Youth Council (Service Chair, Events Chair)







# AMBER WHITING

HEAD COACH  
3RD YEAR AT BYU  
BYU '96

Whiting, a native of Ogden, Utah, is the seventh head coach of BYU women's basketball since becoming an NCAA program in 1972. The 2024-25 campaign will be Whiting's third year at the helm.

She has guided the Cougars to consecutive postseason appearances, reaching the first round of the WNIT in 2023 and the first round of the newly-formed WBIT in 2024.

Her teams have posted 16-17 records in each of her first two seasons in Provo. Last season, Whiting secured her first top-20 win as a Division I head coach as her Cougars knocked off the No. 18 Baylor Bears 78-66 at the Marriott Center on Feb. 7, 2024.

Whiting also secured BYU's first win as a member of the Big 12 Conference on Jan. 13 as her Cougars took down the Cincinnati Bearcats 68-58 at the Marriott Center.

Before taking the reins of the program, Whiting served as the head coach of the Burley High School

(Idaho) girls team from 2018-2022 where she won the 2022 state championship, just the third in school history. She was named the 4A Idaho Statesman Coach of the Year, the conference coach of the year and helped the Bobcats to back-to-back region titles.

While at Burley, Whiting took a program with just five wins in her first year to improvement every season including three consecutive 20-win seasons, culminating in a 25-1 campaign and title run in 2021-22. Whiting's posted a 70-37 record in four seasons as the head coach of the Bobcats.

In addition to coaching at the high school level, Whiting was also the head coach for the Adidas 17U 3SSB Select Team on the Spring/Summer Shoe Circuit for the Natalie Williams Basketball Academy.

Whiting was the director of Utah Hard Knox, one of the most successful AAU programs in Utah, consistently producing Division I talent for both men's and women's programs across the state.

A standout at Snow College, Whiting was the team MVP for two straight years and was an All-America honorable mention in 1999 as a member of the SWAC All-Tournament team. She led team in scoring and assists and was honored as the Female Athlete of the Year in 1997 at Fremont High School.

Whiting was an All-Region Team selection in back-to-back seasons with the Badgers. Following her two-

year career at Snow College, Whiting went on to play one season at Weber State where she averaged 5.0 points per game before transferring to BYU for the 2000-01 season.

Whiting graduated from BYU in 2001 with a degree in history, a minor in psychology and teaching certificate. She went on to earn a master's degree in professional learning communities from Grand Canyon University in 2010.

She is married to former NJCAA All-American men's player Trent Whiting, who played at Snow College and Utah before finishing his collegiate career at BYU in 2001 where he averaged 14.2 points per game and was a MWC all-conference selection. Trent played professionally overseas in Italy for 12 years.

The couple have two children, Jace and Amari. Jace plays basketball at UNLV while Amari will play her sophomore season for BYU in 2024-25.

"I am super excited about the opportunity to be the head coach at BYU," Whiting said. "I've been in basketball my whole life playing, coaching and developing players, and I am looking forward to doing it again at this level. Coach Judkins established a great tradition of winning and a strong culture with some incredible players. I can't wait to surround myself with a great staff, and continue that legacy at a school that means so much to me."





## EDUCATION

- BYU (2001, BA in history and teaching certificate)
- Grand Canyon (2010, MA in professional learning communications)

## FAMILY

- Married to Trent Whiting (BYU, 2001)
- Has two children, Jace and Amari
- Jace plays basketball at UNLV
- Amari will play be a sophomore at BYU in 2023-24

## COACHING EXPERIENCE

- Burley High School Head Coach; 70-37 (2018-22)
- 2022 4A Idaho State Championship
- 2022 4A Idaho Statesman Coach of the Year
- Led Burley to three consecutive 20-win seasons, including back-to-back region titles (2021 & 2022)
- Head coach of Adidas 17U 3SSB Select Team in Spring/Summer Shoe Circuit for the Natalie Williams Basketball Academy
- Directed Utah Hard Knox, one of the most successful AAU programs in Utah, that consistently produced Division I talent



## WHITING VS. ALL OPPONENTS

Opponent	Overall	Last Meeting	Score	Next Meeting	Oklahoma State	0-1	1/17/24	L, 50-82	2/15/25
Arizona	---	---	---	12/21/23	Pacific	1-1	1/28/23	L, 79-66	
Arizona State	---	---	---	2/1/25	Pepperdine	2-1	3/3/23	W, 74-59	
Ball State	0-1	11/26/22	L, 61-56		Portland	0-2	2/27/23	L, 61-49	
Baylor	1-0	2/7/24	W, 78-66	2/8/25	Rice	0-1	3/17/23	L, 71-67	11/29/24
Boise State	2-0	12/9/23	W, 65-50		Saint Louis	1-0	11/21/23	W, 87-66	
Carroll College	1-0	11/23/22	W, 71-47		Saint Mary's	2-0	1/26/23	W, 74-59	
Cincinnati	2-0	2/10/24	W, 69-57	1/1/25	San Diego	1-1	2/4/23	L, 52-49	
Colorado	---	---	---	1/29/25	San Francisco	2-1	3/4/23	W, 66-56	
Colorado State	0-1	11/8/22	L, 82-62	11/13/24	Santa Clara	1-1	2/16/23	W, 78-72	
Gonzaga	0-3	3/6/23	L, 79-64		TCU	0-2	2/21/24	L, 58-68	2/11/25
Houston	1-1	2/28/24	W, 64-54	1/8/25	Texas	0-1	3/2/24	L, 46-71	
Idaho State	1-0	12/16/23	W, 79-76 OT	11/16/24	Texas Tech	1-0	1/20/24	W, 60-48	1/18/25
Iowa	---	---	---	11/30/24	Troy	0-1	11/19/22	L, 68-62	
Iowa State	0-2	2/24/24	L, 49-74	1/22/25	UCF	1-0	2/13/24	W, 64-60	2/5/25
Kansas	0-3	3/8/24	L, 53-77	2/25/25	Utah	0-2	12/2/23	L, 68-87	1/25/25
Kansas State	0-1	1/27/24	L, 65-67	1/11/25	Utah State	2-0	12/5/23	W, 72-66	
LMU	3-0	11/25/23	W, 74-58		Utah Valley	1-0	11/14/23	W, 59-44	12/10/24
McNeese	0-0	---	---	11/19/24	UTEP	---	---	---	12/5/24
Missouri State	0-1	12/20/23	L, 55-56		Wake Forest	1-0	11/18/23	W, 67-44	
Montana State	1-1	11/7/23	W, 68-60		Washington State	1-0	11/18/22	W, 65-56	12/13/24
Monmouth	1-0	12/21/22	W, 70-50		Weber State	1-0	11/10/23	W, 77-49	
Nevada	1-0	12/21/23	W, 72-59		West Virginia	0-1	2/3/24	L, 69-76	1/4/25
Northern Colorado	---	---	---	11/23/24	Westminster	1-0	10/27/22	W, 72-51 (Exh.)	10/29/24
Oklahoma	0-2	1/17/24	L, 75-63		Wyoming	0-1	1/28/23	L, 74-86	11/9/24

## WHITING'S DIVISION I HEAD COACHING RECORD

Season	School	Overall	Pct.	Home	Pct.	Away	Pct.	Neutral	Pct.	Conf.	Pct.	Conf. Tourn.	Postseason
2022-23	BYU	16-17	.485	7-9	.438	6-6	.500	3-2	.600	9-9	.500	2-1	0-1 WNIT
2023-24	BYU	16-17	.485	10-5	.667	3-10	.231	3-2	.600	6-12	.333	0-1	0-1 WBIT
2024-25	BYU	0-0	.000	0-0	.000	0-0	.000	0-0	.000	0-0	.000	0-0	0-0
CAREER	BYU	32-34	.485	17-14	.548	9-16	.360	6-4	.600	15-21	.417	2-2	0-2





# LEE CUMMARD

ASSOCIATE HEAD COACH || 3RD YEAR AT BYU || BYU '09

Lee Cumnard was named BYU women's basketball's associate head coach on June 3, 2022, by head coach Amber Whiting.

Before serving on Whiting's staff, Cumnard worked as an assistant to former head coach Jeff Judkins from 2019-22.

During his final season on Judkins staff, Cumnard helped to BYU to a 26-4 record and West Coast Conference regular-season championship en route to a No.

20 final ranking in the Associated Press Top 25 poll. The Cougars were ranked for a program-record 16 consecutive weeks during the year.

Cumnard also fulfilled head coaching duties in Jeff Judkins' absence early in the season due to COVID-19 and went 3-0 with an in-state win over Utah State and two victories over ranked teams to win the St. Petersburg Showcase in Florida. BYU defeated No. 17 Florida State and then No. 22 West Virginia to win the tournament.

The Cougars beat five Power 5 teams in 2021-22, went undefeated at the Marriott Center (14-0) and set an attendance record for regular-season average and the most attended women's basketball game in school history with 6,289 fans on Feb. 19 against Gonzaga.

Cumnard helped BYU to back-to-back NCAA tournament bids in 2021-22 as a No. 6 seed – the highest in program history, and an 11 seed in 2020-21. BYU went on to upset Rutgers in the first round that season and play No. 2 Arizona down to the wire in the second round.

He has helped coach two All-Americans in Shaylee Gonzales and Lauren Gustin. Cumnard has also guided 9 All-Conference players to 24 conference honors including two-time WCC Player of the Year, Shaylee Gonzales, and WCC Defensive Players of the Year, Sara Hamson (2020) and Lauren Gustin (2023).

Prior to joining the women's basketball staff, Cumnard served for one year as an assistant coach on the BYU men's basketball team (2018-19) and two years as a graduate assistant (2016-18) with Dave Rose after completing an All-American

collegiate career with the Cougars and a successful professional career. In the two years as a graduate assistant, he helped BYU to back-to-back 20-win seasons and a pair of trips to the NIT.

Cumnard was a member of the Cougar men's team from 2005 to 2009, where he was a three-time All-Mountain West Conference player. After earning third-team honors as a sophomore in 2006-07, he was a first-team honoree in 2007-08 and 2008-09. Cumnard was the MWC Co-Player of the year and received Associated Press All-America honorable mention recognition in 2007-08. He also earned all-district honors from the NABC and USBWA in 2008 and 2009 and was named a fourth-team All-American by FOXSports.com in 2009.

As a senior, he averaged 16.8 points, 6.2 rebounds and 3.4 assists while shooting .517 from the field, .387 from downtown and .842 from the free-throw line. Cumnard finished his career ranked ninth all-time in scoring (1,569), first in career games (131) and consecutive games played (131), fourth in career 3-point percentage (.431) sixth in steals (129) and second in free throw percentage (.842) at BYU.

A four-year starter, he helped the Cougars achieve a 97-34 (.740) record and four straight postseason invitations, including NCAA Tournament bids the last three years. Under the tutelage of former BYU coach Dave Rose, Cumnard and the Cougars earned recognition in the top-25 rankings during his last three seasons while becoming the first MWC team to achieve back-to-back-to-back regular season championships, including outright titles in 2007 and 2008 and a share of the title in 2009.

The Mesa, Arizona, native prepped at Mesa High School where he was named the 2004 Arizona Player of the Year and a McDonald's All-America nominee. Cumnard led Mesa to the 5A State Championship, averaging 20.0 points, 5.5 rebounds and 3.5 assists, as a senior in 2003-04. He shot 56 percent from the floor and made 41 percent of his three-point attempts, while being named region player of the year in 2004.

Cumnard graduated from BYU in 2018 with a master's degree in public administration and received his bachelor's degree in business management in 2009. He served a mission for The Church of Jesus Christ of Latter-day Saints in Tennessee. He and his wife Sarah have three sons.







# JORDAN LOERA

ASSISTANT COACH || 1ST YEAR AT BYU || OREGON '16

Loera comes to BYU by way of Eastern Washington where she coached for the past three seasons. During her third season in Cheney, Loera as well as their first Big Sky Championship and trip to the NCAA Tournament since 1987. Under her tutelage, Eastern Washington notched programs records in total points scored (2,392) and fewest turnovers per game (11.5).

During her second year on staff, the Eagles improved from a 9-21 mark in 2021-22 to winning the fifth-most games in program history in 2022-23, going 19-11. En route to the 10-game improvement, Eastern Washington recorded its lowest turnover total (370) and turnovers per game mark (12.3) in school history. The Eagles also set the fifth-highest mark for points per game, scoring 69.5 points per contest.

Before her time at Eastern Washington, Loera spent two seasons as a graduate manager and director of operations at Southern Utah University. During her time in Cedar City, she was responsible for the development of guards and posts while assisting the staff by coordinating all team travel, producing scouting reports and film breakdown.

Loera played basketball for the University of Oregon from 2011-16 where she appeared in 112 games, starting 45 during her time in Eugene. Loera averaged 4.7 points per game during her career with the Ducks and set the Oregon record for

three-point field goals by a freshman in 2011-12 with 45 which led the team.

The newest addition to the Cougar coaching staff has also coached overseas with NBC camps as a coach and director and at the high school level. Loera is a licensed teacher that taught a coaching and officiating class while at Southern Utah and has spent time as a sales and marketing associate.

Loera graduated from Oregon in 2016 with a bachelor's in digital arts and earned a Master's of Public Administration from Southern Utah in 2021.







# JOHN WARDENBURG

ASSISTANT COACH || 2ND YEAR AT BYU || BYU '86

John Wardenburg was added to BYU's women's coaching staff by head coach Amber Whiting in the summer of 2023.

Before serving on Whiting's staff, Wardenburg had never worked with a women's basketball team, but had a storied coaching career on the men's side.

Wardenburg most recently was on staff as the Associate Head Coach of the Southern Virginia Knights. Along with head coach

From 2001-10, Wardenburg served on staff with former head coach Dave Rose where he helped lead BYU to three straight Mountain West Conference titles in 2007, 2008 and 2009. While on staff with the men, he helped lead the Cougars to six NCAA Tournament births and two trips to the National Invitation Tournament.

He also helped recruit and coach the 2011 consensus first-team All-American, national scoring leader and National Player of the Year, Jimmer Fredette.

Before BYU, Wardenburg spent two seasons as the head coach of Pine View High School (Utah) from 1999-2001 and helped the Panthers to their first state title in school history.

Previous to Pine View, he was the Director of Athletics at Dixie State College from 1997-99 and an assistant coach from 1993-97.

Wardenburg began his career as an assistant coach at Pleasant Grove High School (UT) from 1986-88 before serving as the head coach at Payson High School from 1988-93.

Adam Wardenburg, the Knights went from winning a combined five games in the two seasons prior to his arrival to winning 27 games in the 2021-22 and 2022-23 seasons.

Prior to his time in Virginia, Wardenburg worked as the Associate Head Coach at Southern Utah University. There he helped head coach Todd Simon transform a program that had won five games in 2015-16 to winning the Big Sky Championship in 2021.

Before helping the Thunderbirds soar to new heights, he worked as an assistant at Westlake High School during the 2015-16 season after a four-year stint at Indian Hills Community College in Ottumwa, IA. Wardenburg helped the Warriors to a 29-5 record and a trip to the national NJCAA quarterfinals in 2015-16 as the head coach and an NJCAA National Championship in 2014 as an assistant coach. In 2010-11, he helped the BYU-Hawaii Seaside to the NCAA Division II title game.







# JOSH EDWARDS

ASSISTANT COACH – PLAYER DEVELOPMENT || 3RD YEAR AT BYU || ST. CATHERINE'S '11

Josh Edwards came to BYU during the 2022-23 campaign as the Director of Video and Strategy before being promoted to Director of Player Development on Aug. 9, 2023.

"Josh has been a great asset to our staff, and we are thrilled to have him take on this new role as our director of player development," said Whiting. "Josh has a skill for helping players reach their full potential by giving them confidence in

time at CSI as a volunteer assistant but was promoted to a full-time assistant after his first year with the program.

Edwards began his coaching career at Chattahoochee High School where he served as the freshman boy's head coach as well as an assistant on the varsity team's staff. During his one season with the Cougars, he helped the varsity team to a 21-8 record, going 12-2 in conference to capture the Georgia 6A region title.

After his successful 2012-13 season at Chattahoochee High, Edwards was hired as a graduate assistant to Joanna Bernabei-McNamee at the University of Pikeville. Following a 14-18 campaign with the Bears, Edwards made the move to the College of Southern Idaho where he served as an assistant coach from 2015-22.

their game. He is great at finding their limits and helping them stretch themselves to become the best they can be."

Before coming to Provo, Edwards spent seven seasons at the College of Southern Idaho where he helped the Golden Eagles to a 162-55 record. Edwards began his







# KEILANI UNGA

DIRECTOR OF BASKETBALL OPERATIONS || 1ST YEAR AT BYU || BYU '13

Keilani Unga was named the BYU women's basketball director of basketball operations on July 15, 2024.

The newly named director of operations spent four seasons as an assistant coach to Dan Nielson at Utah Valley University from 2019-23. Unga was the recruiting coordinator, post-players coach, camp coordinator and served as the director of operations in addition to her role as an assistant coach

Prior to her time at UVU, Unga served as an assistant coach for the Mountain View High School girls' team in Orem, Utah from 2016-18.

Unga suited up for the Cougars from 2007-10 before a two-year hiatus during which she gave birth to her first two children. She then returned for her final season in 2012-13 in which she was named to an All-West Coast Conference honorable mention as well as the 2013 Cougar Club Comeback Player of the Year. Unga played in the 13th-most games in BYU history (125) and recorded the 14th-most starts as a Cougar (101).

Unga is from Warrenville, Illinois where she prepped at Wheaton High School. Her brother Tony Moeaki who played collegiately at Iowa before playing eight seasons in the NFL. During her time at BYU, Unga met and married her husband Harvey who played football for the Cougars from 2006-09 and now serves as the running backs coach for BYU. She and Harvey have five children: Jackson, Leila, Makai "Kai", Naomi and Harvey "Deuce".

during her first two seasons in Orem.

At UVU, Unga helped the Wolverines to their first NCAA Tournament appearance in 2020-21 where they faced the No. 1 overall seed and eventual national champion Stanford in the opening round. That season, Unga helped UVU to a program record 10-4 WAC record, the best mark since joining the WAC in 2013-14.

During her tenure with the Wolverines, Unga coached eight all-conference players including two All-WAC first-team selections, two that were named to the All-WAC second team, two All-WAC honorable mentions and two that received All-WAC defensive team nods. She also helped 19 players receive Academic All-WAC honors.







# ALLI WINTERS

DIRECTOR OF VIDEO AND STRATEGY || 2ND YEAR AT BYU || UTAH '17

Alli Winters joined the BYU women's basketball staff in 2023. She is tasked to assist the staff with film breakdown of practices and games and cultivate and maintain relationships with high school and junior college coaches around the country to assist in recruiting efforts.

Before coming to BYU women's basketball, Winters served as the assistant video director for the University of Utah football

team from 2015-23.

Winters played one season (2012-13) at Big Bend Community College in Moses Lake, Washington where she was named to the All-Conference First Team, All-Academic Team, named team captain and MVP.

After transferring to Westminster College, Winters was named to the All-Academic Team in back-to-back seasons (2014 & 2015), Co-Captain of the Griffins in 2014-15, led the nation in three-point percentage at 52.5 percent during the 2013-14 campaign and led Westminster to back-to-back Elite Eight appearances.

Winters received her bachelors degree in Exercise and Sports Science Teaching from the University of Utah in 2017 before completing a Masters degree in Sports and Athletic Administration in 2021 at Gonzaga University.



# DALLIN HUCKS


GRADUATE ASSISTANT || 2ND YEAR AT BYU || BYU '23

Hucks joined the BYU women's basketball program in 2020-21 season as a practice player/manager. A year later, he was tasked with assisting coaches with film breakdown of upcoming opponents, offensive tendencies and set plays.

Hucks took a year off to finish his bachelor's degree while serving as an assistant coach for the Lehi High School boy's basketball team.

Upon graduating from BYU with degree in Physical Education Coaching and a minor in Spanish, Hucks rejoined the Cougar program as a graduate assistant. He is now in his second year as a GA and is responsible for opponent film breakdown,

Hucks is from American Fork, Utah where he played high school basketball with BYU men's basketball's Spencer Johnson. He graduated with a bachelor's degree in physical education teaching/coaching and a minor in Spanish teaching from Brigham Young University in 2023.







## JEFF HURST

HEAD ATHLETIC TRAINER || 20TH YEAR AT BYU || MS BYU '04

Jeff Hurst enters his 11th season as the head athletic trainer for BYU women's basketball since 2013-14.

Hurst is responsible for the prevention, proper assessment and post injury care for BYU women's basketball and women's golf teams. He works to contribute to their success and help them achieve their highest goals by keeping them on the court and the course.

Before working with women's basketball, Hurst worked with the football, baseball, cross country and track and field teams. He earned his bachelor's degree in physical education from BYU in 2000 before finishing his master's degree in exercise science in 2004.

Immediately following completion of his master's degree, Hurst was hired to assist the BYU track & field teams during the 2005-06 season before moving to football and baseball where he stayed from 2006-13. In 2013-14 Hurst made the move to women's basketball where he has stayed since.

Hurst previously served as the president of the Rocky Mountain Athletics Trainers Association board of directors from 2014-18. He also worked as the head athletic trainer of the Anaheim Angels Pioneer League team, the Provo Angels in 2002.



## STEVEN ARNOLD

STRENGTH AND CONDITIONING COACH || 6TH YEAR AT BYU || M.S. BOND '18

Steven Arnold enters his sixth year as the strength and conditioning coach of BYU women's basketball.

Arnold develops, implements and supervises the training regimen for the BYU women's basketball and women's gymnastics teams in the areas of speed, strength, agility, conditioning and flexibility.

Arnold received his undergraduate degree from BYU in exercise science in 2015 before earning a masters degree in sports science from Bond University in 2018.

Arnold began his career as a strength and conditioning intern at the Australian Institute of Sport from Nov. 2017 to Aug. 2018 before returning to Utah as the Assistant Strength and Conditioning Coach at Westminster College (Jan. 2019-Aug. 2019). After his stint at Westminster, Arnold spent the 2018-19 and fall 2019 seasons at the University of Utah first as a strength and conditioning intern and later hired a full-time strength coach.

"Steven is an integral part of our staff and we are grateful to have

him at BYU," said Whiting. "His attention to detail in helping our players reach their full potential in the weight room and on the court is admirable. We wouldn't be where we are without him."





**ARIZONA WILDCATS**

Location Tucson, Arizona  
 Enrollment 51,134  
 Nickname Wildcats  
 Conference Big 12  
 Home Arena McKale Center  
 Capacity 14,688  
 2023-24 Overall Record 18-16  
 2023-24 Conference Record 8-10  
 2024 Postseason NCAA Round of 32  
 Head Coach Adia Barnes  
 Alma Mater (Year) Arizona - '98  
 Basketball Contact ???  
 Office Phone 520-???-????  
 Email [???????@arizona.edu](mailto:???????@arizona.edu)  
 Website [arizonawildcats.com](http://arizonawildcats.com)  
 Twitter @ArizonaWBB

**ARIZONA STATE SUN DEVILS**

Location Tempe, Arizona  
 Enrollment 181,000  
 Nickname Sun Devils  
 Conference Big 12  
 Home Arena Desert Financial Arena  
 Capacity 14,198  
 2023-24 Overall Record 11-20  
 2023-24 Conference Record 3-15  
 2024 Postseason None  
 Head Coach Natasha Adair  
 Alma Mater (Year) South Florida - '94  
 Basketball Contact Steve Rodriguez  
 Office Phone (480) 254-2489  
 Email [Steve.Rodriguez@asu.edu](mailto:Steve.Rodriguez@asu.edu)  
 Website [thesundevils.com](http://thesundevils.com)  
 Twitter @SunDevilWBB

**BAYLOR BEARS**

Location Waco, Texas  
 Enrollment 20,824  
 Nickname Bears  
 Conference Big 12  
 Home Arena Foster Pavilion  
 Capacity 7,500  
 2023-24 Overall Record 26-8  
 2023-24 Conference Record 12-6  
 2024 Postseason NCAA Sweet 16  
 Head Coach Nicki Collen  
 Alma Mater (Year) Marquette - '98  
 Basketball Contact Colin Pirtle  
 Office Phone (940) 564-0351  
 Email [Colin\\_Pirtle1@Baylor.edu](mailto:Colin_Pirtle1@Baylor.edu)  
 Website [baylorbears.com](http://baylorbears.com)  
 Twitter @BaylorWBB

**CINCINNATI BEARCATS**

Location Cincinnati, Ohio  
 Enrollment 50,921  
 Nickname Bearcats  
 Conference Big 12  
 Home Arena Fifth Third Arena

Capacity 12,012  
 2023-24 Overall Record 14-18  
 2023-24 Conference Record 5-13  
 2024 Postseason WNIT First Round  
 Head Coach Katrina Merriweather  
 Alma Mater (Year) Cincinnati - '01  
 Basketball Contact Molly Metress  
 Office Phone (703) 554-3456  
 Email [metressmy@ucmail.uc.edu](mailto:metressmy@ucmail.uc.edu)  
 Website [gobearcats.com](http://gobearcats.com)  
 Twitter @GoBearcatsWBB

**COLORADO BUFFALOES**

Location Boulder, Colorado  
 Enrollment 37,153  
 Nickname Buffaloes  
 Conference Big 12  
 Home Arena CU Events Center  
 Capacity 11,064  
 2023-24 Overall Record 24-10  
 2023-24 Conference Record 11-7  
 2024 Postseason NCAA Sweet 16  
 Head Coach JR Payne  
 Alma Mater (Year) Saint Mary's - '99  
 Basketball Contact Seth Pringle  
 Office Phone (303) 492-2320  
 Email [seth.pringle@colorado.edu](mailto:seth.pringle@colorado.edu)  
 Website [cubuffs.com](http://cubuffs.com)  
 Twitter @CUBuffsWBB

**COLORADO STATE RAMS**

Location Fort Collins, Colorado  
 Enrollment 33,648  
 Nickname Rams  
 Conference Mountain West  
 Home Arena Moby Arena  
 Capacity 8,083  
 2023-24 Overall Record 20-11  
 2023-24 Conference Record 10-8  
 2024 Postseason None  
 Head Coach Ryun Williams  
 Alma Mater (Year) South Dakota - '92  
 Basketball Contact Jeff Schmidt  
 Office Phone (970) 305-7382  
 Email [jeff.schmidt@colostate.edu](mailto:jeff.schmidt@colostate.edu)  
 Website [csurams.com](http://csurams.com)  
 Twitter @CSUWBBasketball

**HOUSTON COUGARS**

Location Houston, Texas  
 Enrollment 46,676  
 Nickname Cougars  
 Conference Big 12  
 Home Arena Fertitta Center  
 Capacity 7,035  
 2023-24 Overall Record 14-16  
 2023-24 Conference Record 5-13  
 2024 Postseason None  
 Head Coach Ronald Hughey  
 Alma Mater (Year) Limestone - '06  
 Basketball Contact Mayra Gurrusqueta  
 Office Phone (281) 520-8884  
 Email [mlgurrus@cougarnet.uh.edu](mailto:mlgurrus@cougarnet.uh.edu)

Website  
 Twitter

[uhcougars.com](http://uhcougars.com)  
[@UHCougarWBB](https://twitter.com/UHCougarWBB)

**IDAHO VANDALS**

Location Pocatello, Idaho  
 Enrollment 11,408  
 Nickname Vandals  
 Conference Big Sky  
 Home Arena ICCU Arena  
 Capacity 4,200  
 2023-24 Overall Record 15-16  
 2023-24 Conference Record 8-10  
 2024 Postseason None  
 Head Coach Arthur Moreira  
 Alma Mater (Year) Sonoma State - '16  
 Basketball Contact Jordyn Rolli  
 Office Phone (208) 885-0200  
 Email [jrolli@uidaho.edu](mailto:jrolli@uidaho.edu)  
 Website [govandals.com](http://govandals.com)  
 Twitter @VandalsWBB

**IDAHO STATE BENGALS**

Location Pocatello, Idaho  
 Enrollment 9,993  
 Nickname Bengals  
 Conference Big Sky  
 Home Arena Reed Gym  
 Capacity 3,040  
 2023-24 Overall Record 11-19  
 2023-24 Conference Record 7-11  
 2024 Postseason None  
 Head Coach Seton Sobolewski  
 Alma Mater (Year) Oklahoma Panhandle State - '97  
 Basketball Contact Jonathan Match  
 Office Phone (208) 282-3651  
 Email [matcjona@isu.edu](mailto:matcjona@isu.edu)  
 Website [isubengals.com](http://isubengals.com)  
 Twitter @HeartofaBengal

**IOWA HAWKEYES**

Location Iowa City, Iowa  
 Enrollment 31,502  
 Nickname Hawkeyes  
 Conference Big 10  
 Home Arena Carver-Hawkeye Arena  
 Capacity 14,998  
 2023-24 Overall Record 34-5  
 2023-24 Conference Record 15-3  
 2024 Postseason NCAA National Runner-Up  
 Head Coach Jan Jensen  
 Alma Mater (Year) Drake - MA '96  
 Basketball Contact Bailey Turner  
 Office Phone (319) 467-4459  
 Email [bailey-turner@uiowa.edu](mailto:bailey-turner@uiowa.edu)  
 Website [hawkeyesports.com](http://hawkeyesports.com)  
 Twitter @IowaWBB

**IOWA STATE CYCLONES**

Location Ames, Iowa  
 Enrollment 30,177  
 Nickname Cyclones







Conference Big 12  
Home Arena Hilton Coliseum  
Capacity 14,267  
2023-24 Overall Record 21-12  
2023-24 Conference Record 12-6  
2024 Postseason NCAA Round of 32  
Head Coach Bill Fennelly  
Alma Mater (Year) William Penn - '79  
Basketball Contact Sarah Duysen  
Office Phone (515) 294-5778  
Email [sduysen1@iastate.edu](mailto:sduysen1@iastate.edu)  
Website [cyclones.com](http://cyclones.com)  
Twitter @CycloneWBB

**KANSAS JAYHAWKS**

Location Lawrence, Kansas  
Enrollment 29,335  
Nickname Jayhawks  
Conference Big 12  
Home Arena Allen Fieldhouse  
Capacity 15,300  
2023-24 Overall Record 20-13  
2023-24 Conference Record 11-7  
2024 Postseason NCAA Round of 32  
Head Coach Brandon Schneider  
Alma Mater (Year) Wayland Baptist - '95  
Basketball Contact Doug Self  
Office Phone (785) 393-4978  
Email [dself@ku.edu](mailto:dself@ku.edu)  
Website [kuathletics.com](http://kuathletics.com)  
Twitter @KUWBBall

**KANSAS STATE WILDCATS**

Location Manhattan, Kansas  
Enrollment 19,745  
Nickname Wildcats  
Conference Big 12  
Home Arena Bramlage Coliseum  
Capacity 11,010  
2023-24 Overall Record 26-8  
2023-24 Conference Record 13-5  
2024 Postseason NCAA Round of 32  
Head Coach Jeff Mittie  
Alma Mater (Year) U.S. Sports Academy - MA '92  
Basketball Contact Randy Peterson  
Office Phone (785) 532-7975  
Email [rpeterson@kstatesports.com](mailto:rpeterson@kstatesports.com)  
Website [kstatesports.com](http://kstatesports.com)  
Twitter @KStateWBB

**MCNEESE COWGIRLS**

Location Lake Charles, Louisiana  
Enrollment 6,061  
Nickname Cowgirls  
Conference Southland  
Home Arena Legacy Center  
Capacity 4,242  
2023-24 Overall Record 6-25  
2023-24 Conference Record 2-16  
2024 Postseason None  
Head Coach Lynn Kennedy  
Alma Mater (Year) New Mexico Highlands - M.B.A. '07  
Basketball Contact Pam LaFosse

Office Phone (337) 475-5926  
Email [plafosse@mcneese.edu](mailto:plafosse@mcneese.edu)  
Website [mcneesesports.com](http://mcneesesports.com)  
Twitter @McNeeseWBB

**NORTHERN COLORADO BEARS**

Location Greeley, Colorado  
Enrollment 7,341  
Nickname Bears  
Conference Big Sky  
Home Arena Bank of Colorado Arena  
Capacity 2,734  
2023-24 Overall Record 15-16  
2023-24 Conference Record 10-8  
2024 Postseason WNIT First Round  
Head Coach Kristen Mattio  
Alma Mater (Year) Austin Peay - MA '06  
Basketball Contact Michael High  
Office Phone (970) 351-1065  
Email [michael.high@unco.edu](mailto:michael.high@unco.edu)  
Website [uncbears.com](http://uncbears.com)  
Twitter @UNC\_BearsWBB

**OKLAHOMA STATE COWGIRLS**

Location Stillwater, Oklahoma  
Enrollment 26,009  
Nickname Cowgirls  
Conference Big 12  
Home Arena Historic Gallagher-Iba Arena  
Capacity 13,611  
2023-24 Overall Record 14-16  
2023-24 Conference Record 7-11  
2024 Postseason None  
Head Coach Jacie Hoyt  
Alma Mater (Year) Fort Hays State - MA '11  
Basketball Contact Ryan Cameron  
Office Phone (405) 744-4854  
Email [ryan.cameron@okstate.edu](mailto:ryan.cameron@okstate.edu)  
Website [okstate.com](http://okstate.com)  
Twitter @OSUWBB

**RICE OWLS**

Location Houston, Texas  
Enrollment 8,471  
Nickname Owls  
Conference American  
Home Arena Tudor Fieldhouse  
Capacity 5,208  
2023-24 Overall Record 19-15  
2023-24 Conference Record 9-9  
2024 Postseason NCAA Round of 64  
Head Coach Lindsay Edmonds  
Alma Mater (Year) Appalachian State - '05  
Basketball Contact Anthony Roberts  
Office Phone (713) 348-6957  
Email [anthony.roberts@rice.edu](mailto:anthony.roberts@rice.edu)  
Website [riceowls.com](http://riceowls.com)  
Twitter @RiceWBB

**TCU HORNED FROGS**

Location Fort Worth, Texas

Enrollment 12,785  
Nickname Horned Frogs  
Conference Big 12  
Home Arena Ed and Rae Schollmaier Arena  
Capacity 6,800  
2023-24 Overall Record 21-12  
2023-24 Conference Record 6-12  
2024 Postseason WBIT Second Round  
Head Coach Mark Campbell  
Alma Mater (Year) George Fox - MA '06  
Basketball Contact Brady Johnson  
Office Phone (817) 257-5379  
Email [braden.r.johnson@tcu.edu](mailto:braden.r.johnson@tcu.edu)  
Website [gofrogs.com](http://gofrogs.com)  
Twitter @tcuwbb

**TEXAS TECH LADY RAIDERS**

Location Lubbock, Texas  
Enrollment 41,045  
Nickname Lady Raiders  
Conference Big 12  
Home Arena United Supermarkets Arena  
Capacity 15,098  
2023-24 Overall Record 17-16  
2023-24 Conference Record 5-13  
2024 Postseason None  
Head Coach Krista Gerlich  
Alma Mater (Year) Texas Tech - '93  
Basketball Contact Casey Montalvo  
Office Phone (830) 931-1558  
Email [casey.montalvo@ttu.edu](mailto:casey.montalvo@ttu.edu)  
Website [texastech.com](http://texastech.com)  
Twitter @LadyRaiderWBB

**UCF KNIGHTS**

Location Orlando, Florida  
Enrollment 69,320  
Nickname Knights  
Conference Big 12  
Home Arena Addition Financial Arena  
Capacity 10,000  
2023-24 Overall Record 12-17  
2023-24 Conference Record 3-15  
2024 Postseason None  
Head Coach Sytia Messer  
Alma Mater (Year) Arkansas - '00  
Basketball Contact Jenna Osborn  
Office Phone (937) 844-9473  
Email [josborn@athletics.ucf.edu](mailto:josborn@athletics.ucf.edu)  
Website [ucfknight.com](http://ucfknight.com)  
Twitter @UCF\_WBB

**UTAH VALLEY WOLVERINES**

Location Orem, Utah  
Enrollment 43,099  
Nickname Wolverines  
Conference Western Athletic Conference  
Home Arena UCCU Center  
Capacity 8,000  
2023-24 Overall Record 10-19  
2023-24 Conference Record 5-15  
2024 Postseason None  
Head Coach Dan Nielson





Alma Mater (Year)  
Basketball Contact  
Office Phone  
Email  
Website  
Twitter

Brigham Young – '06  
Clint Burgu  
(801) 863-8644  
[Clint.Burgi@uvu.edu](mailto:Clint.Burgi@uvu.edu)  
[gouvu.com](http://gouvu.com)  
[@UVUwbb](https://twitter.com/UVUwbb)

**WEST VIRGINIA MOUNTAINEERS**

Location Morgantown, West Virginia  
Enrollment 26,791  
Nickname Mountaineers  
Conference Big 12  
Home Arena WVU Coliseum  
Capacity 14,000  
2023-24 Overall Record 25-8  
2023-24 Conference Record 12-6  
2024 Postseason NCAA Round of 32  
Head Coach Mark Kellogg  
Alma Mater (Year) West Texas A&M – MA '00  
Basketball Contact Chris Coombs  
Office Phone (304) 293-2821  
Email [cacoombs@mail.wvu.edu](mailto:cacoombs@mail.wvu.edu)  
Website [wvusports.com](http://wvusports.com)  
Twitter [@WVUWBB](https://twitter.com/WVUWBB)

**UTAH UTES**

Location Salt Lake City, Utah  
Enrollment 35,236  
Nickname Utes  
Conference Big 12  
Home Arena John M. Huntsman Center  
Capacity 15,000  
2023-24 Overall Record 23-11  
2023-24 Conference Record 11-7 (Pac-12)  
2024 Postseason NCAA Tournament 2nd Round  
Head Coach Lynn Roberts  
Alma Mater (Year) Seattle Pacific – '97  
Basketball Contact Corie Sue Holmes  
Office Phone 801-389-0203  
Email [cholmes@huntsman.utah.edu](mailto:cholmes@huntsman.utah.edu)  
Website [utahutes.com](http://utahutes.com)  
Twitter [@UTAHWBB](https://twitter.com/UTAHWBB)

**UTEP MINERS**

Location El Paso, Texas  
Enrollment 24,351  
Nickname Miners  
Conference Conference USA  
Home Arena Don Haskins Center  
Capacity 12,000  
2023-24 Overall Record 12-19  
2023-24 Conference Record 6-10  
2024 Postseason None  
Head Coach Keitha Adams  
Alma Mater (Year) Southwestern College – '89  
Basketball Contact Claire Gay  
Office Phone (915) 747-5347  
Email [ccgay@utep.edu](mailto:cgay@utep.edu)  
Website [utepminers.com](http://utepminers.com)  
Twitter [@UTEPWBB](https://twitter.com/UTEPWBB)

**WASHINGTON STATE COUGARS**

Location Pullman, Washington  
Enrollment 26,490  
Nickname Cougars  
Conference West Coast Conference  
Home Arena Beasley Coliseum  
Capacity 12,000  
2023-24 Overall Record 21-15  
2023-24 Conference Record 7-11  
2024 Postseason WBIT Semifinals  
Head Coach Kamie Ethridge  
Alma Mater (Year) Texas – '86  
Basketball Contact Riley Baker  
Office Phone 509-335-0255  
Email [riley.d.baker@wsu.edu](mailto:riley.d.baker@wsu.edu)  
Website [wsucougars.com](http://wsucougars.com)  
Twitter [@WSUCougarWBB](https://twitter.com/WSUCougarWBB)

**WYOMING COWGIRLS**

Location Laramie, Wyoming  
Enrollment 10,246  
Nickname Cowgirls  
Conference Mountain West  
Home Arena Arena-Auditorium  
Capacity 11,612  
2023-24 Overall Record 18-15  
2023-24 Conference Record 11-7  
2024 Postseason WNIT Great 8  
Head Coach Heather Ezell  
Alma Mater (Year) Iowa State – '09  
Basketball Contact Kevin DeVries  
Office Phone (307) 766-2257  
Email [kdevrie3@uwyo.edu](mailto:kdevrie3@uwyo.edu)  
Website [gowyo.com](http://gowyo.com)  
Twitter [@wyo\\_wbb](https://twitter.com/wyo_wbb)





### ARIZONA WILDCATS

Overall Series Record: BYU leads 7-6

BYU Record in Provo: 3-1

BYU Record at Arizona: 3-3

BYU Record at Neutral Sites: 1-2

3/24/2021#	L	46-52	Neutral
11/30/2013	W	64-56	Provo, Utah
11/20/2012	W	62-48	Tucson, Arizona
12/1/2011%	W	82-73	Neutral
11/27/2004	L	73-76	Provo, Utah
12/12/2003	L	69-83	Tucson, Arizona
11/18/2000	L	71-76	Tucson, Arizona
1/26/1979^	W	89-86	Tucson, Arizona
1/21/1978^	W	91-59	Provo, Utah
2/18/1977^	W	87-59	Tucson, Arizona
1/27/1976^	W	78-55	Provo, Utah
1/18/1975^	L	49-54	Tucson, Arizona
3/8/1974*	L	36-50	Neutral

# NCAA Tournament

% Hukilau Classic

^ Intermountain Conference game

\* Intermountain Conference Tournament



### ARIZONA STATE SUN DEVILS

Overall Series Record: BYU leads 7-4

BYU Record in Provo: 3-1

BYU Record at Arizona State: 4-3

BYU Record at Neutral Sites: 0-0

11/17/2021	W	55-44	Provo, Utah
12/6/2019	L	52-60	Tempe, Arizona
3/23/2010	W	61-53	Tempe, Arizona
12/7/1991	L	75-86	Tempe, Arizona
12/8/1984	L	87-96	Tempe, Arizona
12/30/1981	L	88-102	Provo, Utah
2/24/1979	W	107-56	Provo, Utah
2/16/1978	W	76-55	Tempe, Arizona
2/17/1977	W	83-75	Tempe, Arizona
1/26/1976	W	73-57	Provo, Utah
1/17/1975	W	74-46	Tempe, Arizona



### BAYLOR BEARS

Overall Series Record: Tied 2-2

BYU Record in Provo: 1-1

BYU Record at Baylor: 0-1

BYU Record at Neutral Sites: 1-0

2/7/2024*	W	78-66	Provo, Utah
11/16/2006#	L	58-84	Waco, Texas
11/25/1978^	W	75-69	Neutral
1/14/1978%	L	77-81	Provo, Utah

\* Big 12 Conference Game

# Preseason WNIT - Waco (Ferrell Center)

^ Lobo Invitational - Albuquerque, N.M.

% BYU Classic



### COLORADO BUFFALOES

Overall Series Record: BYU trails 7-8

BYU Record in Provo: 5-2

BYU Record at Colorado: 2-5

BYU Record at Neutral Sites: 0-1

3/22/2003\$	L	45-84	Boulder, Colorado
3/11/1999%	L	53-70	Boulder, Colorado
11/22/1997	L	68-84	Boulder, Colorado
11/23/1996	L	73-78	Provo, Utah
1/8/1986	L	84-85	Provo, Utah
11/18/1983	L	72-89	Boulder, Colorado
2/20/1982	W	77-75	Provo, Utah
1/29/1982	L	75-109	Boulder, Colorado
3/6/1981#	L	82-97	Neutral
3/7/1980#	W	101-90	Provo, Utah
3/2/1979*	W	99-80	Provo, Utah
2/24/1978*	W	84-69	Boulder, Colorado
1/29/1977*	W	89-65	Provo, Utah
2/7/1976*	W	81-77	Boulder, Colorado
2/15/1975*	W	62-44	Provo, Utah

\$ NCAA Tournament

%WNIT

\* Intermountain Conference Game

# Region VII Tournament (Provo, Utah)



### COLORADO STATE RAMS

Overall Series Record: BYU leads 55-25

BYU Record in Provo: 29-6

BYU Record at Colorado State: 20-17

BYU Record at Neutral Sites: 6-2

11/8/2022	L	62-82	Fort Collins, Colorado
12/15/2018	W	51-42	Provo, Utah
12/2/2017	L	54-56	Fort Collins, Colorado
11/21/2015	L	55-61	Fort Collins, Colorado
12/6/2014	W	69-58	Fort Collins, Colorado
2/23/2011*	W	64-55	Fort Collins, Colorado
1/22/2011*	W	73-57	Provo, Utah
2/17/2010*	W	72-54	Provo, Utah
1/16/2010*	W	67-58	Fort Collins, Colorado
2/11/2009*	W	53-51	Fort Collins, Colorado
1/10/2009*	W	61-43	Provo, Utah
2/13/2008*	W	59-44	Provo, Utah
1/12/2008*	W	60-39	Fort Collins, Colorado
2/17/2007*	W	67-50	Fort Collins, Colorado
1/18/2007*	W	69-56	Provo, Utah
3/8/2006#	W	65-45	Neutral
3/2/2006*	W	69-67	Fort Collins, Colorado
1/28/2006*	W	70-54	Provo, Utah
3/9/2005#	W	70-65	Neutral
2/10/2005*	W	59-47	Fort Collins, Colorado
1/15/2005*	W	74-54	Provo, Utah
2/14/2004*	L	64-72	Provo, Utah
1/15/2004*	L	52-54	Fort Collins, Colorado
2/15/2003*	L	70-71	Fort Collins, Colorado

1/16/2003*	W	71-56	Provo, Utah
2/9/2002*	L	65-75	Fort Collins, Colorado
1/10/2002*	L	64-81	Provo, Utah
3/10/2001#	L	56-59	Neutral
2/15/2001*	L	72-77	Fort Collins, Colorado
1/20/2001*	W	66-55	Provo, Utah
3/10/2000#	W	77-69	Neutral
2/17/2000*	L	74-84	Fort Collins, Colorado
1/20/2000*	L	52-63	Provo, Utah
2/12/1998^	L	78-88	Provo, Utah
1/15/1998^	L	75-81	Fort Collins, Colorado
2/15/1996^	L	77-80	Fort Collins, Colorado
1/27/1996^	L	80-82	Provo, Utah
2/18/1995^	W	92-63	Provo, Utah
2/9/1995^	L	70-83	Fort Collins, Colorado
3/11/1994%	L	57-67	Neutral
2/12/1994^	W	79-78	Fort Collins, Colorado
1/20/1994^	W	86-77	Provo, Utah
2/20/1993^	W	84-71	Provo, Utah
1/22/1993^	W	74-61	Fort Collins, Colorado
3/12/1992%	W	85-65	Neutral
2/13/1992^	W	90-78	Provo, Utah
1/18/1992^	W	83-77	Fort Collins, Colorado
2/23/1991^	W	74-60	Provo, Utah
1/25/1991^	L	75-80	Fort Collins, Colorado
2/23/1990@	L	64-86	Fort Collins, Colorado
2/10/1990@	L	72-87	Provo, Utah
3/4/1989	L	76-97	Fort Collins, Colorado
1/27/1989@	W	88-68	Provo, Utah
2/18/1988@	L	53-74	Fort Collins, Colorado
2/6/1988@	W	75-73	Provo, Utah
3/5/1987	W	72-62	Fort Collins, Colorado
2/12/1987@	W	84-67	Provo, Utah
2/22/1986@	W	98-75	Provo, Utah
2/15/1986@	W	93-55	Fort Collins, Colorado
2/21/1985@	W	84-66	Fort Collins, Colorado
1/26/1985@	W	99-63	Provo, Utah
12/7/1984@	W	76-61	Neutral
11/30/1984@	W	76-55	Neutral
3/3/1984	W	77-75	Fort Collins, Colorado
2/2/1984@	W	77-60	Provo, Utah
2/17/1983@	W	89-62	Provo, Utah
1/20/1983@	W	89-61	Fort Collins, Colorado
2/6/1982	W	88-67	Provo, Utah
1/7/1982	L	80-86	Fort Collins, Colorado
2/28/1981	W	97-78	Fort Collins, Colorado
1/23/1981	W	104-80	Provo, Utah
2/15/1980	L	83-86	Fort Collins, Colorado
1/19/1980	W	138-67	Provo, Utah
2/17/1979	W	101-72	Fort Collins, Colorado
2/10/1978	W	93-62	Provo, Utah
1/28/1977	W	79-54	Provo, Utah
2/6/1976	W	58-54	Fort Collins, Colorado
2/14/1975	W	60-53	Provo, Utah
2/22/1974	W	51-34	Fort Collins, Colorado
2/1/1974	W	56-24	Provo, Utah

\* Mountain West Conference Game







# Mountain West Conference Tournament  
 ^ Western Athletic Conference Game  
 % Western Athletic Conference Tournament  
 @ High Country Athletic Conference Game



### CINCINNATI BEARCATS

Overall Series Record: BYU leads 3-0  
 BYU Record in Provo: 2-0  
 BYU Record at Cincinnati: 1-0  
 BYU Record at Neutral Sites: 0-0  
 2/10/2024 W 69-57 Cincinnati, Ohio  
 1/13/2024 W 68-58 Provo, Utah  
 12/30/1994 W 93-68 Provo, Utah



### HOUSTON COUGARS

Overall Series Record: BYU trails 1-3  
 BYU Record in Provo: 1-1  
 BYU Record at Houston: 0-2  
 BYU Record at Neutral Sites: 0-0  
 2/28/2024\* W 64-54 Provo, Utah  
 1/10/2024\* L 69-79 Houston, Texas  
 12/13/1986 L 79-96 Provo, Utah  
 2/2/1985 L 90-105 Houston, Texas

\*Big 12 Game



### IDAHO VANDALS

Overall Series Record: BYU trails 1-2  
 BYU Record in Provo: 1-1  
 BYU Record at Idaho: 0-1  
 BYU Record at Neutral Sites: Never Played  
 11/13/1998 L 73-92 Moscow, ID  
 12/30/1997 L 58-68 Provo, UT  
 12/28/1990 W 75-60 Provo, UT



### IDAHO STATE BENGALS

Overall Series Record: BYU leads 13-3  
 BYU Record in Provo: 9-1  
 BYU Record at Idaho State: 3-2  
 BYU Record at Neutral Sites: 1-0  
 12/16/2023 W 79-69 (OT) Provo, Utah  
 3/20/2013# W 69-54 Provo, Utah  
 11/10/2006 W 73-50 Provo, Utah  
 12/20/2003 W 56-54 Provo, Utah  
 1/7/2003 W 69-59 Pocatello, Idaho  
 12/28/2000 L 56-58 Pocatello, Idaho  
 12/1/1999 W 68-47 Provo, Utah  
 12/19/1998 W 86-57 Pocatello, Idaho  
 12/19/1997 W 81-72 Provo, Utah  
 12/30/1995 L 55-73 Pocatello, Idaho  
 12/19/1994 W 79-64 Provo, Utah  
 1/5/1993 W 79-70 Pocatello, Idaho  
 12/17/1990 L 73-76 Provo, Utah  
 2/1/1986 W 101-65 Provo, Utah

11/19/1981 W 92-77  
 11/25/1980 W 87-67  
 # WNIT



### IOWA HAWKEYES

Overall Series Record: BYU leads 3-0  
 BYU Record in Provo: 1-0  
 BYU Record at Iowa: 0-0  
 BYU Record at Neutral Sites: 1-0  
 3/18/2006\$ W 67-62  
 1/7/1981^ W 87-85  
 1/3/1980 W 103-79  
 \$ NCAA Tournament  
 ^ Lady Griz Insurance Classic (Missoula, MT)



### IOWA STATE CYCLONES

Overall Series Record: Tied 2-2  
 BYU Record in Provo: 1-1  
 BYU Record at Iowa State: 1-1  
 BYU Record at Neutral Sites: 0-0  
 2/24/2024\* L 49-74 Ames, Iowa  
 1/6/2024\* L 75-80 Provo, Utah  
 3/18/2002 W 75-69 Ames, Iowa  
 12/31/1992 W 77-54 Provo, Utah

\* Big 12 Conference Game



### KANSAS JAYHAWKS

Overall Series Record: BYU trails 0-3  
 BYU Record in Provo: 0-1  
 BYU Record at Kansas: 0-1  
 BYU Record at Neutral Sites: 0-1  
 3/8/2024# L 53-77 Kansas City, Missouri  
 2/17/2024\* L 64-70 Provo, Utah  
 1/31/2024\* L 53-67 Lawrence, Kansas

\* Big 12 Conference Game

# Big 12 Tournament



### KANSAS STATE WILDCATS

Overall Series Record: BYU trails 0-4  
 BYU Record in Provo: 0-2  
 BYU Record at Kansas State: 0-2  
 BYU Record at Neutral Sites: 0-0  
 1/27/2024\* L 65-67 Manhattan, Kansas  
 11/16/2011 L 46-59 Manhattan, Kansas  
 11/27/2009 L 62-65 Provo, Utah  
 11/24/1978 L 96-101 Provo, Utah

\* Big 12 Conference Game



### MCNEESE COWGIRLS

Overall Series Record: First meeting between BYU and MSU

Neutral BYU Record in Provo: 0-0  
 Provo, Utah BYU Record at McNeese: 0-0  
 BYU Record at Neutral Sites: 0-0



### NORTHERN COLORADO BEARS

Overall Series Record: BYU leads 5-4  
 BYU Record in Provo: 4-0  
 BYU Record at Kansas: 1-4  
 BYU Record at Neutral Sites: 0-0  
 12/21/2018 W 70-50 Provo, Utah  
 11/30/2017 L 74-79 Greeley, Colorado  
 3/3/1979 W 98-49 Provo, Utah  
 2/25/1978 W 77-71 Greeley, Colorado  
 1/13/1978 W 75-62 Provo, Utah  
 1/21/1977 L 66-67 Greeley, Colorado  
 1/30/1976 W 73-61 Provo, Utah  
 2/7/1975 L 66-68 Greeley, Colorado  
 2/23/1974 L 38-40 Greeley, Colorado



### OKLAHOMA STATE COWGIRLS

Overall Series Record: Oklahoma State leads 1-3  
 BYU Record in Provo: 1-0  
 BYU Record at Oklahoma State: 0-2  
 BYU Record at Neutral Sites: 0-1  
 1/17/2024\* L 50-82 Stillwater, Oklahoma  
 12/29/1990 W 82-75 Provo, Utah  
 12/1/1989 L 64-95 Neutral  
 11/24/1989 L 69-83 Stillwater, Oklahoma

\* Big 12 Conference Game



### RICE OWLS

Overall Series Record: BYU leads 1-3  
 BYU Record in Provo: 0-2  
 BYU Record at Rice: 1-0  
 BYU Record at Neutral Sites: 1-0  
 3/17/2023# L 67-71 Provo, Utah  
 3/6/1998 L 57-65 Neutral  
 2/20/1997 L 81-92 Provo, Utah  
 1/25/1997 W 76-68 Houston, Texas

# WNIT



### TCU HORNED FROGS

Overall Series Record: 11-10  
 BYU Record in Provo: 5-4  
 BYU Record at TCU: 4-6  
 BYU Record at Neutral Sites: 2-0  
 2/21/2024\* L 58-68 Provo, Utah  
 12/30/2023\* L 67-81 Fort Worth, Texas  
 11/23/2018 W 61-58 Neutral  
 2/19/2011^ W 70-60 Provo, Utah  
 1/19/2011^ L 51-54 Fort Worth, Texas  
 3/6/2010^ W 70-65 Provo, Utah  
 2/3/2010^ L 40-64 Fort Worth, Texas







## SERIES VS. 2024-25 OPPONENTS

2/14/2009^	L	75-55	Provo, Utah	1/12/2011^	W	68-50	Provo, Utah	2/26/1988%	L	75-94	Provo, Utah
1/13/2009^	W	62-46	Fort Worth, Texas	3/3/2010#	W	54-37	Provo, Utah	2/10/1988%	L	60-77	Salt Lake City, Utah
3/8/2008^	L	61-72	Provo, Utah	1/30/2010^	W	69-52	Salt Lake City, Utah	2/24/1987%	L	64-79	Salt Lake City, Utah
2/5/2008^	L	54-73	Fort Worth, Texas	2/28/2009^	L	54-59	Salt Lake City, Utah	2/7/1987%	L	74-87	Provo, Utah
3/3/2007^	L	48-62	Fort Worth, Texas	1/28/2009^	L	55-63	Provo, Utah	1/3/1987%	L	73-75	Neutral
2/1/2007^	W	69-65	Provo, Utah	2/19/2008^	L	45-82	Salt Lake City, Utah	3/8/1986%	L	71-72	Salt Lake City, Utah
3/10/2006^	W	63-53	Neutral	1/19/2008^	L	49-80	Provo, Utah	2/8/1986%	W	106-99	Provo, Utah
2/25/2006^	W	73-56	Provo, Utah	3/9/2007#	W	55-49	Neutral	1/2/1986%	W	82-68	Salt Lake City, Utah
1/25/2006^	W	67-64	Fort Worth, Texas	2/28/2007^	W	59-55	Provo, Utah	3/7/1985%	L	84-86	Salt Lake City, Utah
11/29/2003	L	74-79	Provo, Utah	1/27/2007^	L	54-64	Salt Lake City, Utah	2/8/1985%	W	87-65	Provo, Utah
12/22/2001	W	74-71	Fort Worth, Texas	3/11/2006#	L	60-84	Neutral	1/4/1985%	L	75-77	Provo, Utah
2/13/1997	W	73-57	Fort Worth, Texas	2/8/2006^	L	52-70	Provo, Utah	3/10/1984%	W	75-70	Provo, Utah
1/18/1997	W	88-81	Provo, Utah	1/7/2006^	W	61-60	Salt Lake City, Utah	2/17/1984%	W	82-69	Salt Lake City, Utah
12/11/1987	L	74-80	Fort Worth, Texas	3/11/2005#	L	48-64	Neutral	1/3/1984%	W	83-70	Neutral
* Big 12 Conference Game				2/24/2005^	L	58-68	Salt Lake City, Utah	3/5/1983%	L	88-93	Provo, Utah
^ Mountain West Conference Game				1/29/2005^	L	53-61	Provo, Utah	2/5/1983%	L	76-85	Salt Lake City, Utah
				2/28/2004^	L	62-73	Salt Lake City, Utah	1/7/1983%	L	81-89	Neutral
				1/31/2004^	L	62-66	Provo, Utah	2/19/1982\$	L	68-82	Salt Lake City, Utah
				3/14/2003#	W	70-59	Neutral	1/15/1982\$	L	88-92	Provo, Utah
				3/1/2003^	L	66-71	Salt Lake City, Utah	12/16/1981\$	L	88-89	Salt Lake City, Utah
				2/1/2003^	L	50-67	Provo, Utah	2/24/1981\$	W	80-77	Provo, Utah
				2/23/2002^	W	62-53	Provo, Utah	1/31/1981\$	L	77-94	Salt Lake City, Utah
				1/26/2002^	W	77-65	Salt Lake City, Utah	1/3/1981\$	L	75-98	Provo, Utah
				3/9/2001#	W	57-50	Neutral	3/8/1980\$	W	94-75	Provo, Utah
				2/23/2001^	L	55-67	Provo, Utah	2/9/1980\$	L	68-71	Salt Lake City, Utah
				1/27/2001^	L	57-67	Salt Lake City, Utah	1/12/1980\$	W	74-66	Provo, Utah
				3/11/2000#	L	47-61	Neutral	11/29/1979\$	W	85-65	Neutral
				2/26/2000^	W	46-41	Salt Lake City, Utah	3/10/1979\$	W	80-79	Neutral
				1/31/2000^	L	55-59	Provo, Utah	2/9/1979\$	W	61-56	Salt Lake City, Utah
				2/6/1999@	L	51-53	Salt Lake City, Utah	1/6/1979\$	L	76-77	Neutral
				1/9/1999@	W	57-54	Provo, Utah	3/11/1978\$	W	60-58	Neutral
				3/4/1998	W	66-58	Neutral	2/4/1978\$	W	65-62	Provo, Utah
				2/4/1998@	W	70-64	Provo, Utah	1/6/1978\$	L	52-63	Salt Lake City, Utah
				1/10/1998@	L	46-63	Salt Lake City, Utah	1/26/1977\$	L	65-74	Salt Lake City, Utah
				3/5/1997	L	54-58	Neutral	1/7/1977\$	L	52-64	Provo, Utah
				2/6/1997@	L	58-70	Provo, Utah	1/17/1976\$	L	50-64	Provo, Utah
				1/10/1997@	L	53-64	Salt Lake City, Utah	1/9/1976\$	L	46-65	Salt Lake City, Utah
				3/7/1996	L	61-81	Neutral	1/25/1975\$	L	52-54	Salt Lake City, Utah
				3/1/1996@	L	64-78	Provo, Utah	2/15/1974\$	W	40-39	Salt Lake City, Utah
				1/19/1996@	L	42-72	Salt Lake City, Utah	2/8/1974\$	W	56-44	Provo, Utah
				3/8/1995	L	62-71	Neutral	* Big 12 Conference Games			
				2/3/1995@	L	45-78	Salt Lake City, Utah	^ Mountain West Conference Game			
				1/20/1995@	L	71-77	Provo, Utah	# Mountain West Conference Tournament			
				3/4/1994@	W	62-58	Provo, Utah	@ Western Athletic Conference Game			
				2/18/1994@	L	51-62	Salt Lake City, Utah	% High Country Athletic Conference Game			
				3/13/1993	W	53-50	Neutral	\$ Intermountain Athletic Conference Game			
				2/26/1993@	W	75-66	Salt Lake City, Utah				
				1/29/1993@	W	65-49	Provo, Utah				
				3/13/1992	L	69-78	Salt Lake City, Utah				
				2/29/1992@	W	69-68	Provo, Utah				
				1/31/1992@	L	70-93	Salt Lake City, Utah				
				2/28/1991@	L	73-89	Salt Lake City, Utah				
				2/2/1991@	L	58-93	Provo, Utah				
				3/3/1990@	W	64-63	Provo, Utah				
				1/27/1990@	L	61-76	Salt Lake City, Utah				
				2/17/1989%	L	64-81	Salt Lake City, Utah				
				2/4/1989%	L	62-81	Provo, Utah				

\* Big 12 Conference Game

^ Mountain West Conference Game



### TEXAS TECH LADY RAIDERS

Overall Series Record: Tied 2-2

BYU Record in Provo: 2-0

BYU Record at Texas Tech: 0-1

BYU Record at Neutral Sites: 0-1

1/20/2024\* W 60-48

Provo, Utah

12/30/1988 W 76-74

Provo, Utah

12/10/1987 L 71-74

Lubbock, Texas

12/15/1984 L 76-92

Neutral

\* Big 12 Conference Game



### UCF KNIGHTS

Overall Series Record: BYU leads 1-0

BYU Record in Provo: 0-0

BYU Record at UCF: 1-0

BYU Record at Neutral Sites: 0-0

2/13/2024 W 64-60

Orlando, Florida



### UTAH UTES

Overall Series Record: 43-68

BYU Record in Provo: 21-24

BYU Record at Utah: 13-34

BYU Record at Neutral Sites: 9-10

12/2/2023 L 68-87

Salt Lake City, Utah

12/10/2022 L 59-76

Provo, Utah

12/4/2021 W 85-80

Salt Lake City, Utah

11/29/2019 L 73-77

Provo, Utah

12/8/2018 L 67-78

Salt Lake City, Utah

12/9/2017 W 77-68

Provo, Utah

12/10/2016 L 60-77

Salt Lake City, Utah

12/12/2015 W 73-59

Provo, Utah

12/13/2014 W 60-56

Salt Lake City, Utah

12/14/2013 L 74-82

Provo, Utah

12/8/2012 W 53-48

Salt Lake City, Utah

12/10/2011 W 63-58

Provo, Utah

3/11/2011# L 49-50

Neutral

2/12/2011^ W 61-58

Salt Lake City, Utah



### UTAH VALLEY WOLVERINES

Overall Series Record: 43-68

BYU Record in Provo: 21-24

BYU Record at Utah: 13-34

BYU Record at Neutral Sites: 9-10

11/21/2017 W 75-54

Provo, Utah

11/11/2016 W 68-50

Orem, Utah

11/13/2015 W 78-62

Provo, Utah

12/9/2010 W 74-47

Away



47









## BYU MISSION STATEMENT

The mission of Brigham Young University – founded, supported, and guided by The Church of Jesus Christ of Latter-day Saints – is to assist individuals in their quest for perfection and eternal life. That assistance should provide a period of intensive learning in a stimulating setting where a commitment to excellence is expected and the full realization of human potential is pursued.

All instruction, programs, and services at BYU, including a wide variety of extracurricular experiences, should make their own contribution toward the balanced development of the total person. Such a broadly prepared individual will not only be capable of meeting personal challenge and change but will also bring strength to others in the tasks of home and family life, social relationships, civic duty, and service to mankind.

To succeed in this mission the university must provide an environment enlightened by living prophets and sustained by those moral virtues which characterize the life and teachings of the Son of God. In that environment these four major educational goals should prevail:

All students at BYU should be taught the truths of the gospel of Jesus Christ. Any education is inadequate which does not emphasize that His is the only name given under heaven whereby mankind can be saved. Certainly all relationships within the BYU community should reflect devout love of God and a loving, genuine concern for the welfare of our neighbor.

Because the gospel encourages the pursuit of all truth, students at BYU should receive a broad university education. The arts, letters, and sciences provide the core of such an education, which will help students think clearly, communicate effectively, understand important ideas in their own cultural tradition as well as that of others, and establish clear standards of intellectual integrity.

In addition to a strong general education, students should also receive instruction

in the special fields of their choice. The university cannot provide programs in all possible areas of professional or vocational work, but in those it does provide the preparation must be excellent. Students who graduate from BYU should be capable of competing with the best in their fields.

Scholarly research and creative endeavor among both faculty and students, including those in selected graduate programs of real consequence, are essential and will be encouraged.

In meeting these objectives BYU's faculty, staff, students, and administrators should also be anxious to make their service and scholarship available to The Church of Jesus Christ of Latter-day Saints in furthering its work worldwide. In an era of limited enrollments, BYU can continue to expand its influence both by encouraging programs that are central to the Church's purposes and by making its resources available to the Church when called upon to do so.

We believe the earnest pursuit of this institutional mission can have a strong effect on the course of higher education and will greatly enlarge Brigham Young University's influence in a world we wish to improve.

## BYU'S HISTORY

The 1875 establishment of the Brigham Young Academy offered an academically stimulating and gospel-oriented education to 29 students. The one-acre school grounds presided over by Karl G. Maeser have since developed into 560 acres and about 300 buildings. The foundation of the University thrives with the fourfold focus of being 1) spiritually strengthening, 2) intellectually enlarging, 3) character building, leading to 4) lifelong learning and service.

Brigham Young University provides an outstanding education in an atmosphere consistent with the standards and principles of its sponsor, The Church of Jesus Christ of Latter-day Saints.



**C. SHANE REESE**  
UNIVERSITY PRESIDENT

C. Shane Reese began serving as the 14th president of Brigham Young University on May 1, 2023. He previously served as BYU Academic Vice President from 2019 to 2023, and dean of the BYU College of Physical and Mathematical Sciences from 2017 to 2019.




**KEITH VORKINK**  
ADVANCEMENT VICE PRESIDENT

Keith Vorkink was appointed on March 17, 2020. He oversees Athletics, Alumni and External Relations, BYU Broadcasting, Philanthropies at BYU and University Communications.





## A TOP-OF-THE-CHARTS EDUCATION




No. 1	<i>Colleges Worth the Cost</i>	<i>Wall Street Journal</i>
No. 1	<i>Best in the West for student engagement</i>	<i>Wall Street Journal</i>
No. 1	<i>America's Best Value Colleges</i>	<i>Forbes</i>
No. 1	<i>Advertising program in the nation</i>	<i>College Magazine</i>
No. 2	<i>Undergraduate accounting program</i>	<i>U.S. News &amp; World Report</i>
No. 3	<i>Undergraduate Entrepreneurship</i>	<i>Princeton Review</i>
No. 3	<i>Produces most U.S. Fulbright Scholars</i>	<i>Fulbright Program</i>
No. 3	<i>Producer of foreign-language degrees</i>	<i>Chronicle of Higher Ed</i>
No. 6	<i>Best Value</i>	<i>U.S. News &amp; World Report</i>
No. 6	<i>Best Value</i>	<i>Princeton Review</i>
No. 8	<i>Best Colleges for Accounting and Finance in America</i>	<i>Niche</i>
No. 8	<i>Best Colleges for Information Technology in America</i>	<i>Niche</i>
No. 12	<i>Best Colleges for Education in America</i>	<i>Niche</i>
No. 13	<i>Best in the West</i>	<i>Forbes</i>
No. 13	<i>Best Colleges in America – Salary Impact</i>	<i>Wall Street Journal</i>
No. 16	<i>Best Colleges for Kinesiology and Physical Therapy in America</i>	<i>Niche</i>
No. 20	<i>Best Colleges in America Rankings</i>	<i>Wall Street Journal</i>
No. 22	<i>Best Law School</i>	<i>U.S. News &amp; World Report</i>
No. 26	<i>Best Colleges in America Rankings – Social Mobility</i>	<i>Wall Street Journal</i>
No. 35	<i>Best MBA Program</i>	<i>U.S. News &amp; World Report</i>
No. 35	<i>Best Private College/University</i>	<i>Forbes</i>
No. 42	<i>Research University</i>	<i>Forbes</i>

**DISTINGUISHED FACULTY**

Faculty members hold advanced degrees from universities around the world. Their achievements are compelling and wide-ranging as they pursue consequential research work that is making a real difference. Alleviating hunger worldwide through more efficient agriculture, finding low-pollution energy alternatives and making significant contributions to the strengthening of families are among their many pursuits. Faculty members are regularly called upon to head national and international professional organizations and to consult with corporate and governmental entities. Above all, these high-principled men and women share an unmatched devotion to bringing the best possible education to their students.

**PREPARATION FOR THE FUTURE**

A strong curriculum delivered by outstanding faculty is key to the academic excellence of BYU graduates. From business management to nursing, from the humanities to engineering, the University's 11 colleges - supported by comprehensive offerings from religious education - continue to be internationally recognized for the quality of their education and the professional preparation they provide. In addition to the challenging course work and hands-on research, numerous programs offer academic and service outreach opportunities. Study abroad centers, distance-learning courses and worldwide performing arts tours are a few of the offerings that enrich BYU's academic experience.



BYU is in Provo, Utah, a city of approximately 118,000 located 45 miles south of Salt Lake City and 4,560 feet above sea level at the western base of the Wasatch Mountains. Provo sits in the Utah Valley, which offers a beautiful setting with 23-mile-long Utah Lake on the west and 11,750-foot Mount Timpanogos on the east. The university's approximately 560-acre main campus includes about 300 buildings. Of its buildings, 80 are for academic programs, 64 for administrative and auxiliary services and 150 for student housing.



**TOM HOLMOE – DIRECTOR OF ATHLETICS**

Tom Holmoe was named Director of Athletics at Brigham Young University on March 1, 2005. He oversees a nationally recognized program with 21 intercollegiate sports, involving more than 600 student-athletes and a staff of nearly 200 people. He was named the [NACDA Athletic Director of the Year](#) in 2020-21.

Since Holmoe's appointment, BYU has captured more than 100 conference regular-season or postseason championships, and over 200 student-athletes have earned All-America status. Under his tutelage, both the football and men's basketball teams have enjoyed tremendous success. BYU earned a bowl invitation 13 of 14 years, while the men's basketball program put together a string of 13-consecutive 20-win seasons and has made the postseason all but one year, including an NCAA Sweet-16 run in 2011.

A former Cougar defensive back from 1978-82, Holmoe returned to BYU in July 2001 as Associate Athletics Director for Development. As part of his responsibilities, he supervised the Cougar Club, served as the department's liaison with the LDS Foundation, served on the BYU Alumni Association Board of Directors and worked on the capital campaign to raise funds for the university's new athletic facilities. Holmoe served on the NCAA Division I men's basketball selection committee from 2014-2018.

A native of La Crescenta, California, Holmoe came to BYU on a football scholarship in 1978. He earned first-team All-WAC honors as a senior in 1982 and was selected in the fourth round of the 1983 NFL Draft by the San Francisco 49ers. Over a seven-year NFL career, he played on three Super Bowl championship teams with the 49ers in 1984, 1988 and 1989.

After retiring from professional football, Holmoe returned to BYU to serve as a graduate assistant under LaVell Edwards from 1990-91 and later accepted an offer from Bill Walsh to become the Stanford secondary coach in 1992, where he remained for two seasons. In 1994, he returned to the 49ers as defensive backfield coach for two seasons, where he earned a fourth Super Bowl ring. Two years later Holmoe joined the University of California staff as defensive coordinator and later became the head coach from 1997-2001.

Holmoe graduated from BYU with a degree in Zoology in 1983 and received a master's degree from BYU in Athletic Administration in 1995. He and his wife, Lori, have four children and four grandchildren.



**BRIAN SANTIAGO**  
DEPUTY ATHLETIC DIRECTOR




**LIZ DARGER**  
SENIOR ASSOCIATE AD  
SENIOR WOMAN ADMINISTRATOR



**DAVID ALMODOVA**  
SENIOR ASSOCIATE AD  
EXTERNAL OPERATIONS



**DALLAN MOODY**  
SENIOR ASSOCIATE AD  
FINANCE AND STRATEGY



**TREVOR WILSON**  
SENIOR ASSOCIATE AD  
STUDENT-ATHLETE ECOSYSTEM



**JON MCBRIDE**  
ASSOCIATE AD II COMMUNICATIONS  
AND MEDIA STRATEGY



**TYSON HUTCHINS**  
ASSOCIATE AD CREATIVE STRATEGY



**CHAD GWILLIAM**  
ASSOCIATE AD COMPLIANCE



**MATT NIX**  
ASSOCIATE AD EVENTS AND FACILITIES



**CASEY STAUFFER**  
ASSOCIATE AD CORPORATE SPONSORSHIPS



**CHAD LEWIS**  
ASSOCIATE AD DEVELOPMENT



**WHITNEY JOHNSON CATT**  
Associate AD Student-Athlete  
Development and DEI



**GARY VERON**  
ASSOCIATE AD STUDENT-ATHLETE  
EXPERIENCE AND NIL



**BOB SCHIRMER**  
ASSOCIATE AD FINANCE



**TOP UTAH ARENAS (CAPACITY)**

1. Utah Jazz, Delta Center, 18,206
2. **BYU, Marriott Center, 17,978**
3. Utah, Jon M. Huntsman Center, 15,000
4. Maverick Center, 12,500
5. Weber State, Dee Events Center, 11,500
6. Utah State, Dee Glen Smith Spectrum, 10,270
7. Utah Valley, UCCU Center, 8,500
8. Southern Utah, America First Event Center, 5,300
9. Utah Tech, Burns Arena, 4,779

The Marriott Center covers three acres and encloses eight million cubic feet. The roof, which is the size of two football fields placed side-by-side, is 10 stories high and is held together by 50,000 bolts. The four-million pound roof was constructed first at ground level, then raised 38 feet. There are seven locker rooms, a President's room, two reception rooms, press and interview rooms, team rooms and a training room.

During the summer of 2012, the lower-bowl bench seating on the north side of the arena was replaced with prime chair seating and a new sound system was installed in the arena. The men's and women's basketball locker rooms were also renovated.

In 2015, the rest of the lower-bowl seating was replaced with prime chair seating and a new, state-of-the-art scoreboard was installed. Ground was also broken for the Marriott Center Annex (completed and dedicated in 2017), a practice facility for the men's and women's programs.

Improvements to the exterior and interior took place in 2007, including glass exterior walls and new lighting. In 2006 the original suspended floor, installed in 1971, was replaced with a Connor Uniforce floor and seismic upgrades took place. Fittingly, the last game played on the original floor featured the jersey retirement of Cougar great Kresimir Cosic, who played in BYU's first game in the Marriott Center. An additional floor upgrade was installed in 2007.

**MARRIOTT CENTER TOP CROWDS**

No.	Att.	Opponent	Date	Result
1	6,289	Gonzaga	Feb. 19, 2022	W, 63-39
2	6,206	Utah	Jan. 19, 2008	L, 49-80
3	4,018	Utah	Feb. 28, 2007	W, 59-55
4	3,821	Colorado State	Jan. 20, 2001	W, 66-55
5	3,700	Arizona State	Nov. 17, 2021	W, 55-44
6	3,641	Colorado State	Jan. 16, 2003	W, 71-56
7	3,109	No. 1 UConn	Nov. 25, 2008	L, 47-96
8	2,722	Boise State	Dec. 9, 2023	W, 65-50
9	2,662	Utah	Feb. 8, 2006	L, 70-52
10	2,553	No. 8 Duke	Nov. 11, 2011	L, 55-61
11	2,421	New Mexico	Jan. 22, 2004	L, 58-52
12	2,326	Utah	Dec. 10, 2022	L, 59-76
13	2,388	Idaho State	Nov. 10, 2006	W, 73-50
14	2,346	New Mexico	Feb. 2, 2006	W, 60-55
15	2,293	San Diego	Feb. 18, 2016	W, 68-60
16	2,203	San Francisco	Jan. 23, 2020	W, 57-44
17	2,195	Gonzaga	Feb. 25, 2017	W, 71-63
18	2,152	Rice*	March 17, 2023	L, 67-71
19	2,024	Colorado State	Jan. 28, 2006	W, 70-54
20	2,016	Utah	Jan. 29, 2005	L, 61-53

\*Records complete from 2000-01 season






### MARRIOTT CENTER ANNEX

In February 2015, BYU announced plans to construct the Marriott Center Annex. With BYU president Kevin J Worthen, director of athletics Tom Holmoe, then-head coach Dave Rose and donors to the facility on hand, ground was broken on the facility on Nov. 30, 2015.

BYU began practicing in the Marriott Center Annex in October 2016 and the building was completed in December 2016. It was officially dedicated on Feb. 7, 2017.

The 38,000-square foot Marriott Center Annex features a replica of the Marriott Center floor with additional shooting areas on both ends of the court. The facility also includes a strength and conditioning center; a training room with Cryosauna and hydrotherapy; office suites; meeting rooms; along with team lounge and study areas. The Annex connects to the east end of the Marriott Center, adjacent to the BYU Broadcasting Building.

The main entrance of the Annex features the Rex and Ruth Maughan Hall of Honor, showcasing the history and tradition of BYU basketball with various pieces of memorabilia and digital displays. The Marriott Center Annex was funded entirely through generous private donations and includes funding for future maintenance of the facility.



### THE REX AND RUTH MAUGHAN HALL OF HONOR





**MARRIOTT CENTER ANNEX SECOND FLOOR**



**MARRIOTT CENTER ANNEX PRACTICE COURT**



**MARRIOTT CENTER COMPLEX**









## ALL-TIME LETTERMEN

**A**

Mary Marth Abell	2005
Vivian Acosta	Before 1970*
Gweneth Adams	Before 1970*
Jill Adams	1996-2000
Rachel Aiana	2005-07
Maria Albiero	2017-22
Caitlyn Alldredge	2019
Lindsay Van Komen Allen	1999
Amy Alletto	2008
Wendy Anae	1984
Denise Anderson	1983
Ambrosia Anderson	2002-2006
Kim Henry Anderson	1991-96
Melissa Anderson	1984
Jenny Anderton Rodebaugh	1995-99
Nancy Andrus	1984, 86-87
Shauna Andrus	1973*
Jill Avery	1977*

**B**

Morgan Bailey	2010-15
Stephanie Buhler Bates	2007-10
Cindy Battistone	1982-85
Arlene Baker	1971*
Amanda Barcello	2022-23
Kimberly Morris Baum	1995-97
Karen Hancock Bean	1982-85
Jennifer Beck	1990-91
Marie Beck	2007-11
Kyra Beckman	2020-21
Ashley Beckstrand	2017-19
Jackie Beene McBride	1978-82
Kim Parker Beeston	2009-14
Marianne Bell	2007-09
Marti Belliston	1972*
Melinda Johnsen Bendall	2003-07
Debbie Bennett	1973*
Layne Benschneider	1975*
Caroline Beus	2000-01
Theresa Bleazard	1978
Jill Bolingbroke	1975-78
Mindy Nielson Bonham	2007-11
Marie Bone	1974*
Gabby Bosquez	2022-23
Joan Brotherson	1972*
Britt Brown	2006
Karen Brown	1977
Kylie Brown	2011-13
Melissa Brown	2000-04
Rose Bubakar	2021-24
Angela Burgess	1997-99
Laurie Burkinshaw	1980
Kimberly Burnham	1975*
Virginia Busby	1984

**C**

Cheryl Cady	1979-80
Shannon Callaway	1987
Emma Calvert	2021-24
Cynthia Ann Carlson	1976*
Mallary Gillespie Carling	2004-08
Barbie Carmichael	1996-98
Linda Carpenter	Before 1970*
Mari Carpenter	1998-2000
Glenna Delisle Carter	1980*
Michelle Carter	1986-89
Aspen Casper	2002

Cristie Caten	1991-92
Ashleigh Chamberlain	2002-04
Jenny Champney	1983
Wendy Chandler	1975*
Uarda Chapman	1986
Jessica Chatman	2017
Ashley Cheesman	2005-08
Danielle Cheesman	2001-05
Heather Cheesman	1999-03
Tanise McIntire Chung-Hoon	1984-89
Betty Clark Before	1970*
Melinda Clark	1985-87
Brooke Romney Clawson	2012-13, 2015-17
Lindsey Clyde	2008
Jill Coleman	1981-85
Kerri Connelly	1979-81
Kinda Cook	1972*
Gail Cooper Before	1970*
Laurel Cooper	1979
Annette Cottle	1976-78
Amanda Covington	1997-99
Camille Cox	1995
Jennifer Cox	1978-81
Jorja Cox	1997-01
Sarah Craig	2005
Rachel Cravens	1984
Valerie Cravens	1980-84
Carlen Crockett	1975*
Julie Cross	2003-05
Lori Henry Cuff	1996-2000
Mindy Cutler	1998

**D**

Rebecca Dalling	1983
Jill Daniels	1985
Karen Brown Darrington	1976*
Lauren Davenport	2023-24
Alice Davis	1982
Doni DeCory	1990
Kathy Denton	1981-85
Sadi Dias	2012
Kestlee Nelson Dooley	2001-04
Stephanie Dorman	1985-87
Jenalee Crapo Doxey	1976*
Brenna Chase Drollinger	2016-20
Earlene Durrant	Before 1970*

**E**

Liz Eaton	2016-18
Mary Jane Edwards	Before 1970*
Jennifer Ellsworth	1990
Lois Elkington	1973*
Enid Eniss Before	1970*
Danielle Eyer	1973*
Erica Eyestone	2007
Nikki Eyre	1991-94

**F**

Brittany Faddis	2004-07
Nani Falatea	2021-23
Alisa Farr	1992-94
Joan Fetzer	Before 1970*
Susan Finley	1976-78
Jasmine Foreman	2007-11
Barbara Fowler	1975*
Marsha Fox Before	1970*
Coriann Wood Fraughton	2007-11
Debbie Dimond Freeland	1991-95
Debbie Freestone	1976-78

Kari Fulp	1988
-----------	------

**G**

Eternity Galeai	2016
Gloria Gaines	Before 1970*
Kari Gallup	1994-98
Ashley Garfield	2011-15
Angie Gatten	2001-04
Signe Glantz	2018-21
Tatjana (Tonya) Gobec	1981-83
Katherine Gold	1981
Shaylee Gonzales	2018-19, 2020-22
Tiari Goold	2003-05
Tegan Graham	2020-22
Margaret Greenwood	Before 1970*
Aleisha Griffeth	1998-2000
Annette Grigsby	1993
Dixie Grimmatt	Before 1970*
Janene Gull	1975*
Lauren Gustin	2020-24

**H**

Nancy Hale	1983-84
Melanie Keith Hamilton	1977*
Jennifer Hamson	2010-14
Heather Hamson	2022-24
Sara Hamson	2017-22
Tresa Spaulding Hamson	1984-87
Lyssa Hanks	2015
Heather Hansen	2004
Hollie Hansen	2004
Lisa Hansen	2000-03
Renae Hansen	1995-99
Paisley Johnson Harding	2017-22
Judi Hare	1983-87
Xojian Harry	2011-15
Beverly Harmon	Before 1970*
Toni Hatch	Before 1970*
April Hayes	1997-99
Jean Hershberger	1978-80
Amanda Hodges	1996
Sydney Hoffman	1974*
Sarah Red Hostetter	2005-09
Lindsay Huffman	2004
Cara Howell	1975*
Judy Hunter	1978-80
Vanessa Hutson	2006

**I**

Savannah Irwin	2013-15
Sheila Iverson	Before 1970*

**J**

Megan Jensen	1997-99
Rosemary Jensen	1978-79
Stacy Jensen	1999-02
Ann Johnson	Before 1970*
Elizabeth Jones	1981-82
Janine Johnson	1980

**K**

Jennie Overdiek Keele	2002-07
Thais Kidd	1992-95
Rachael Kilgore	1991-94
Marilyn Kosora	Before 1970*

**L**

Brittany Larson	1999-2003
Megan Marks Leach	2007-10







### DEBBIE DIMOND FREELAND

**NO. 4 IN BLOCKS (268) // NO. 5 IN REBOUNDS (869) // NO. 7 IN FG% (.539) & CAREER STARTS (113)  
NO. 8 IN CAREER POINTS (1,720) & FIELD GOALS MADE (678) // NO. 15 IN CAREER MINUTES**

Jennifer Leitner	1998-03
Kayla Belles-Lee	2020-21
Diana Kay Lemon	1977
Amy Lewis	2001-03
Kari Lloyd	1991-93
Kelli Lockhart	1979
Susan Shumway Longfield	1985-89
MaCayla Hanks Longson	2015-18
Juliana Loveall	1978
Karina Ludwig	1989
Danielle Taylor Lundberg	1987-91
Vicky Sue Lundgren	1976*

### M

Shannon MacCormac	1994-96
Kylie Maeda	2012-16
Arielle Mackey-Williams	2021-23
Abby Mangum	2017-19
Shay Marchant	1981-83
Marina Mata	2023-24
A'lia Matavao	2023-24
Carie Maxwell	1986
Terrie McAdam	1977*
Lori McLeod	1981
Kelly McMurray	1988
Suzanne Meister	1978
Gaye Merrill	1973*
Elaine Michaelis	Before 1970*
Marianne Miller	2001-03
Devry Millett	2020-23
Babata Mink	1997-99
Shelbee Molen	2016
Jasmine Moody	2015-17, 2018-20
Sheila Moorman	Before 1970*
Karen Morlan	1979
Anna Mosdell	1989
Peggy Mouritson	1972*
Dale Muma	1973*
Carol Murdock	Before 1970*

### N

Malia Nawahine	2018
Valerie Nawahine	2012
Amberli Gustin Nelson	1989-94
Dona Nelson	Before 1970*
Lynda Nelson	Before 1970*
Lauren Nichols	2006-08
Kristine Fuller Nielson	2012-17
Mackenzie Nielson	2012
Cathy Nixon	1984-88

### O

Micaelee Orton	2012-17
Lisa Osguthorpe	1998-02
Rebecca Ostler	1978
Leilani Otuafi	2019-20
Scarlett Overly	1987-89

### P

Hannah Packard	2013-15
Pam Parsons	Before 1970*
Melanie Pearson	2002
Mali Perri	2018-21
Dani Peterson	2008-12
Janice Peterson	1974*
Cindy Pierce	1993-96
Elisabeth Pinegar	1994-95
Wendy Pitcher	Before 1970*
Makenzi Morrison Pulsipher	2012-17





Kalani Purcell 2015-17

**Q**

Sheri Quinton 1994-96

**R**

Lisa Rathbun 1988-92

Traci Red 1987-89

Joleen Reese Before 1970\*

Jaime Ribera 2007

Kaitlyn Rice 2007

Ann Olpin Riggs 1995-97

Kristen Riley 2008-12

Alohi Robins-Hardy 2014-16

Tina Gunn Robison 1977-80

Kari Rocco 1981

Jenny Anderton Rodebaugh 1995-99

Linda Rohbock Before 1970\*

Chanell Rose 2001

Hannah Rose 2014

Stephanie Rovetti 2010-14

Haylee Bodnar Rydalch 2014-18

Lexi Eaton Rydalch 2011-16

**S**

Shalae Salmon 2016-2020

Jumana Amer Salti 1995-97

Julie Schlappi 1984-86

Bobbie Seger 1973\*

Cheryl Seger 1973\*

Nancy Seljass 2002-06

Rosalyn Benson Sems 1976\*

Kathleen Sherwood 1975\*

Kali Gillette Shippen 2001

Tiani Hatch Shoemaker 1992-96

Roxanne Skapple 1973\*

Shawnee Slade 2005-09

Kaylee Smiler 2019-24

Melanie Sorensen 1974\*

Behka Stafford 1993-96

Aubrey Stay 2007

Haley Hall Steed 2006-13

Mona Ray Stevens 1975\*

Babalu Ugwu Stewart 2018-20

Marci Stilson 1993

Marla Swanson 1990

Leslie Simpson 1980

Teresa Smith 1982\*

Allison Stewart 1978

Kathy Stoker 1971\*

Carly Stratton 2012-15

Laura Stratton 2003-06

Dorothy Jean Stumpe 1972\*

Marla Swanson 1990

**T**

Khaedin Taito 2019-20

Kim Talbot 1988-89

Danielle Taylor 1988-89

Kali Taylor 2001-05

Shirley Taylor Before 1970\*

Mary Tebbs 1980\*

Erin Thorn 1999-03

Jenn Cook Towner 2005

Becky Trimble 1986-88

Jeanne Tuft 1977\*

Shauna Tuft 2000-02

**U**

Kim Unright 1981

Jeanine Utley 1991-93

**V**

Kaisa Valtakari 1982

Lauren Riley Varley 2004-08

Lisa Vawdrey 1984

Niera Verbanac 1995-96

Kate Vorwaller 2021-23

Lori Vreeken 1981-84

**W**

Jodi Welch 1990-91

Jeanette Weston 1979-82

Julie Sullivan Whetten 2001-02

Marva Whetten 1982

Lisa White 1989

Tahlia White 2020-21

Amari Whiting 2023-24

Amber Whiting 2001

Shelby Whiting 1996-98

Sue Wilhemy Before 1970\*

Ashton Williams 2013-14, 2016-17

Cady Williams 1998-2000

Kathy Wilson 1974\*

Mary Wilson Before 1970\*

Debra Winget 1974\*

Nicole Winovich 1981

Amanda Wixom 1994

Kailey Woolston 2023-24

Maureen Wolthuis 1988-91

Camille Woodbury 1994

Linda Wren 1972\*

Fran Wynn 1985-88

Kalister Wynn 2007

**Y**

Rita Yarbrough 1977\*

Marcia Yastrop 1991

Tomika Young 1991-93

Mindy Cutler Young 1998

**Z**

Karina Zapata 1985-89

Maddy Ziering-Smith 2013-15

Debra Zirbes 1978



# YEAR-BY-YEAR RECORDS



Year	Coach	Record	Finish, Conf.	Conf. Tourn.	Postseason	Off.	Def.	Margin
2023-24	Amber Whiting	16-17, 6-12	10th, Big 12	2nd Round	WBIT 1st Round	65.4	65.7	-0.3
2022-23	Amber Whiting	16-17, 9-9	4th, WCC	Semifinal	WNIT 1st Round	63.7	61.6	2.1
2021-22	Jeff Judkins	26-4, 15-1	WCC Reg. Season Champ.	Champ. Game (Loss)	NCAA 1st Round	77.1	58.3	18.8
2020-21	Jeff Judkins	19-6, 13-3	2nd, WCC	Champ. Game (Loss)	NCAA 2nd Round	68.4	59.2	9.2
2019-20	Jeff Judkins	18-11, 13-5	T-2, WCC	Quarterfinal	COVID-19	60.2	54.8	5.4
2018-19	Jeff Judkins	26-7, 15-3	2nd, WCC	WCC Tourn. Champions	NCAA 2nd Round	69.2	63.1	6.1
2017-18	Jeff Judkins	16-14, 11-7	T-3, WCC	Quarterfinal	None	66.6	62.9	3.7
2016-17*	Jeff Judkins	20-12, 13-5	T-2 WCC	Semifinal	WNIT 1st Round	67.4	61.7	5.7
2015-16*	Jeff Judkins	26-7, 16-2	WCC Reg. Season Champ.	Champ. Game (Loss)	NCAA 1st Round	69.7	62.1	7.6
2014-15	Jeff Judkins	23-10, 12-6	5th, WCC	WCC Tourn. Champions	NCAA 1st Round	68.1	64.8	3.3
2013-14	Jeff Judkins	28-7, 14-4	2nd, WCC	WCC Tourn. Champions	NCAA Sweet 16^	72.0	64.2	7.8
2012-13	Jeff Judkins	23-11, 11-5	T-3, WCC	Semifinal	WNIT 3rd Round	64.0	56.8	7.2
2011-12	Jeff Judkins	26-7, 12-4	T-2, WCC	WCC Tourn. Champions	NCAA 1st Round	71.1	56.9	14.2
2010-11	Jeff Judkins	25-9, 15-1	MWC Reg. Season Champ.	Semifinal	WNIT 3rd Round	69.3	56.9	12.4
2009-10	Jeff Judkins	23-10, 11-5	2nd, MWC	Semifinal	WNIT Quarterfinal	64.5	57.9	6.6
2008-09	Jeff Judkins	18-11, 8-8	5th, MWC	1st Round	None	57.8	56.1	1.7
2007-08	Jeff Judkins	13-16, 7-9	T-5, MWC	Quarterfinal	None	53.7	58.0	-4.3
2006-07	Jeff Judkins	23-10, 12-4	MWC Reg. Season Champ.	Champ. Game (Loss)	NCAA 1st Round	62.2	57.1	5.1
2005-06	Jeff Judkins	26-6, 13-3	MWC Reg. Season Champ.	Champ. Game (Loss)	NCAA 2nd Round	65.2	56.4	8.8
2004-05	Jeff Judkins	19-11, 9-5	3rd, MWC	Semifinal	WNIT 1st Round	64.1	59.3	4.8
2003-04	Jeff Judkins	15-14, 5-9	6th, MWC	1st Round	None	64.8	60.2	4.6
2002-03	Jeff Judkins	19-12, 8-6	T-3, MWC	Champ. Game (Loss)	NCAA 1st Round	66.3	61.3	5.0
2001-02	Jeff Judkins	24-9, 10-4	T-3, MWC	MWC Tourn. Champions	NCAA Sweet 16	72.7	64.1	8.6
2000-01	Trent Shippen	19-13, 8-6	T-3, MWC	Champ. Game (Loss)	WNIT 2nd Round	68.1	62.5	5.6
1999-00	Trent Shippen	22-9, 10-4	2nd, MWC	Champ. Game (Loss)	NCAA 1st Round	70.1	--	--
1998-99	Trent Shippen	16-13, 9-5	3rd, WAC	Semifinal	WNIT 1st Round	68.0	--	--
1997-98	Trent Shippen	15-14, 6-8	5th, WAC	Semifinal	None	69.0	--	--
1996-97	Soni Adams	11-18, 7-9	5th, WAC	Quarterfinal	None	71.7	--	--
1995-96	Soni Adams	9-18, 3-11	7th, WAC	1st Round	None	67.7	--	--
1994-95	Soni Adams	8-19, 4-10	7th, WAC	1st Round	None	67.8	--	--
1993-94	Jeanie Wilson	16-12, 10-4	2nd, WAC	Semifinal	None	71.6	--	--
1992-93	Jeanie Wilson	24-5, 13-1	WAC Reg. Season Champ.	WAC Tourn. Champions	NCAA 1st Round	72.2	--	--
1991-92	Jeanie Wilson	21-8, 12-2	2nd, WAC	Semifinal	None	79.0	--	--
1990-91	Jeanie Wilson	8-21, 3-9	5th, WAC	Did Not Qualify	None	70.9	--	--
1989-90	Jeanie Wilson	10-17, 2-8	T-5, HCAC	No Tournament	None	73.7	--	--
1988-89	Courtney Leishman	8-19, 3-7	T-4, HCAC	No Tournament	None	77.0	--	--
1987-88	Courtney Leishman	12-15, 4-6	T-3, HCAC	No Tournament	None	80.8	--	--
1986-87	Courtney Leishman	17-11, 8-4	T-2, HCAC	No Tournament	None	--	--	--
1985-86	Courtney Leishman	16-11, 9-3	T-2, HCAC	No Tournament	None	--	--	--
1984-85	Courtney Leishman	19-9, 11-1	HCAC Champions	No Tournament	NCAA 1st Round	--	--	--
1983-84	Courtney Leishman	18-8, 9-1	HCAC Champions	No Tournament	NCAA 1st Round	--	--	--
1982-83	Courtney Leishman	17-8, 11-1	2nd, HCAC	No Tournament	None	--	--	--
1981-82	Courtney Leishman	24-13, 7-3	IAC Champions	No Tournament	WNIT 3rd Round	--	--	--
1980-81	Courtney Leishman	21-8, 9-1	T-1, IAC	No Tournament	None	--	--	--
1979-80	Courtney Leishman	24-9, 8-2	T-1, IAC	No Tournament	ATIAW 2nd Round	--	--	--
1978-79	Courtney Leishman	21-7, 11-2	IAC Champions	No Tournament	ATIAW 1st Round	--	--	--
1977-78	Courtney Leishman	22-6, 13-0	IAC Champions	No Tournament	ATIAW 1st Round	--	--	--
1976-77	Elaine Michaelis	20-12, 10-3	2nd, IAC	No Tournament	None	--	--	--
1975-76	Elaine Michaelis	11-6, 10-3	2nd, IAC	No Tournament	None	--	--	--
1974-75	Elaine Michaelis	7-6, 7-5	5th, IAC	No Tournament	None	--	--	--
1973-74	Elaine Michaelis	9-5, 9-5	2nd, IAC	No Tournament	None	--	--	--
1972-73	Elaine Michaelis	9-3, 9-3	2nd IAC	No Tournament	None	--	--	--

Big 12 – Big 12 Conference (2023-Present)  
WCC – West Coast Conference (2011-2023)  
MWC – Mountain West Conference (1999-2011)  
WAC – Western Athletic Conference (1990-1999)  
HCAC – High Country Athletic Conference (1982-1990)  
IAC – Intermountain Athletic Conference (1972-1982)







## BYU COACHING RECORDS

YEARS	HEAD COACH	OVERALL	WIN%	CONFERENCE	WIN%
1972-77	Elaine Michaelis	48-28*	.632	45-19	.703
1977-89	Courtney Leishman	219-124	.638	100-32	.758
1989-94	Jeanie Wilson	79-63	.556	40-24	.625
1994-97	Soni Adams	28-55	.337	14-30	.318
1997-2001	Trent Shippen	72-49	.595	33-23	.589
2001-22	Jeff Judkins	456-204	.691	243-99	.684
2022-25	Amber Whiting	32-34	.485	15-21	.417
<b>ALL-TIME RECORD</b>		<b>934-557</b>	<b>.626</b>	<b>490-248</b>	<b>.664</b>

\* BYU women's basketball records were not kept until 1972-73

**JEFF JUDKINS — 2001-22**

**ALL-TIME WINNINGEST COACH IN BYU MEN'S OR WOMEN'S BASKETBALL HISTORY**  
**6-TIME CONF. COACH OF THE YEAR || 5 CONF. TOURNAMENT TITLES || 4 CONF. REGULAR SEASON TITLES**

## MARRIOTT CENTER W/L RECORDS BY SEASON

YEARS	HEAD COACH	W/L	PCT.
1972-73	Elaine Michaelis	4-1	.800
1973-74	Elaine Michaelis	6-1	.857
1974-75	Elaine Michaelis	7-1	.875
1975-76	Elaine Michaelis	5-4	.556
1976-77	Elaine Michaelis	9-1	.900
1977-78	Courtney Leishman	9-4	.692
1978-79	Courtney Leishman	10-0	1.000
1979-80	Courtney Leishman	13-0	1.000
1980-81	Courtney Leishman	13-1	.929
1981-82	Courtney Leishman	11-3	.756
1982-83	Courtney Leishman	7-3	.700
1983-84	Courtney Leishman	8-1	.889
1984-85	Courtney Leishman	10-1	.909
1985-86	Courtney Leishman	9-3	.750
1986-87	Courtney Leishman	7-3	.700
1987-88	Courtney Leishman	9-5	.643
1988-89	Courtney Leishman	7-3	.700
1989-90	Jeanie Wilson	7-8	.467
1990-91	Jeanie Wilson	5-5	.500
1991-92	Jeanie Wilson	10-2	.833
1992-93	Jeanie Wilson	10-1	.909
1993-94	Jeanie Wilson	8-5	.615
1994-95	Soni Adams	6-6	.500
1995-96	Soni Adams	6-5	.545
1996-97	Soni Adams	4-8	.333
1997-98	Trent Shippen	7-6	.539
1998-99	Trent Shippen	10-1	.909
1999-00	Trent Shippen	9-2	.818
2000-01	Trent Shippen	10-4	.714
2001-02	Jeff Judkins	8-3	.727
2002-03	Jeff Judkins	11-1	.917
2003-04	Jeff Judkins	5-6	.455
2004-05	Jeff Judkins	12-3	.800
2005-06	Jeff Judkins	10-3	.769
2006-07	Jeff Judkins	12-1	.923
2007-08	Jeff Judkins	9-5	.643
2008-09	Jeff Judkins	8-6	.571
2009-10	Jeff Judkins	11-2	.846
2010-11	Jeff Judkins	14-2	.875
2011-12	Jeff Judkins	12-2	.857
2012-13	Jeff Judkins	15-2	.882
2013-14	Jeff Judkins	13-2	.867
2014-15	Jeff Judkins	10-3	.769
2015-16	Jeff Judkins	12-0	1.000
2016-17	Jeff Judkins	10-3	.769
2017-18	Jeff Judkins	11-4	.733
2018-19	Jeff Judkins	12-2	.857
2019-20	Jeff Judkins	10-3	.769
2020-21	Jeff Judkins	9-0	1.000
2021-22	Jeff Judkins	14-0	1.000
2022-23	Amber Whiting	7-9	.438
2023-24	Amber Whiting	10-5	.667
<b>Total</b>		<b>464-155</b>	<b>.750</b>



## ALL-TIME SERIES RECORDS



OPPONENT	G	W	L	FIRST-LAST	LAST	OPPONENT	G	W	L	FIRST-LAST	LAST
Air Force	27	26	1	2012-20	W, 78-80	Illinois State	1	1	0	1982	W, 78-73
Alabama	1	0	1	2002	L, 59-70	Indiana	1	0	1	1991	L, 70-73
Alaska - Anchorage	1	1	0	1996	W, 91-62	Iowa	3	3	0	1980-2006	W, 67-62
Alaska - Fairbanks	1	1	0	1983	W, 101-74	Iowa State	4	2	2	1992-2024	L, 49-74
Alcorn State	1	1	0	1990	W, 68-65	Jackson State	1	0	1	1981	L, 56-59
Arizona	13	7	6	1974-2021	L, 46-52	Kansas	3	0	3	2024	L, 53-77
Arizona State	11	7	4	1975-2021	W, 55-44	Kansas State	4	0	4	1978-2024	L, 65-67
Arkansas	2	0	2	2000-02	L, 57-85	Lewis-Clark State	1	0	1	1996	L, 69-74
Arkansas at Pine Bluff	1	1	0	2001	W, 90-50	Lipscomb	1	1	0	2021	W, 81-58
Arkansas State	2	1	1	2007-08	W, 49-39	LMU	28	25	3	1996-2023	W, 74-58
Auburn	1	1	0	2019	W, 73-64	Long Beach State	3	1	2	1983-2008	W, 66-49
Ball State	1	0	1	2022	L, 56-61	Loyola	1	0	1	1987	L, 72-70
Baylor	4	2	2	1978-2024	W, 78-66	LSU	1	1	0	2020	W, 67-51
Boise State	22	14	8	1976-2023	W, 65-50	Marquette	3	1	2	1991-2000	W, 58-44
Boston	1	1	0	1988	W, 83-74	Miami	2	1	1	1985-86	W, 82-80
Boston College	2	1	1	2012-13	W, 70-69	Michigan State	1	1	0	1983	W, 98-71
Butler	1	1	0	2014	W, 81-62	Missouri	6	0	6	1979-2016	L, 55-56
BYU - Hawaii	4	4	0	2010-15	W, 85-40	Missouri State	2	0	2	1998-2023	L, 55-56
California	5	0	5	1979-2018	L, 52-70	Missouri - Kansas City	2	1	1	1988-90	L, 41-72
Cal Poly Pomona	3	2	1	1980-89	W, 83-71	Monmouth	1	1	0	2022	W, 70-50
Carroll College (MT)	1	1	0	2022	W, 71-47	Montana	11	3	8	1981-2000	L, 67-70
Central Michigan	1	0	1	1986	L, 70-83	Montana St - Billings	6	5	1	1999-2010	L, 49-58
Chicago	1	0	1	2010	L, 56-59	Montana St - Bozeman	14	10	4	1978-2023	W, 68-60
Cincinnati	3	3	0	1994-2024	W, 69-57	Montclair State	1	0	1	1979	L, 67-81
Clemson	3	0	3	1989-2003	L, 56-62	Morehead State	1	1	0	1980	W, 79-76
Colorado	16	7	9	1975-2003	L, 45-84	Mount St. Mary's	1	1	0	2003	W, 70-47
Colorado State	80	55	25	1974-2022	L, 62-82	North Carolina State	3	2	1	2002-14	W, 72-57
Columbia	1	1	0	1995	W, 96-52	Northeast Louisiana	2	1	1	1987-88	L, 69-80
Creighton	13	6	7	1981-2013	W, 52-51	Nebraska	8	4	4	1977-2014	W, 80-76
Cal State Fullerton	6	3	3	1977-2009	W, 75-72	Nevada	10	9	1	1986-2023	W, 72-59
Cal State Los Angeles	1	1	0	1977	W, 68-52	New Mexico	68	40	28	1974-2011	W, 65-49
Cal State Northridge	5	4	1	1993-2014	L, 54-63	New Mexico State	24	13	11	1975-2007	L, 52-54
Dartmouth	1	1	0	2012	W, 58-57	New Orleans	1	1	0	1997	W, 90-74
Delta State	1	0	1	1984	L, 91-99	Northern Arizona	8	7	1	1975-2005	W, 82-48
Denver	3	3	0	2001-11	W, 75-60	Northern Colorado	9	5	4	1974-2018	W, 70-50
DePaul	6	2	4	1982-2012	L, 55-59	Northern Iowa	2	1	1	1999-2000	W, 69-68
Dixie State/Utah Tech	1	1	0	1983	W, 124-59	Northeastern	1	1	0	1988	W, 84-71
Drake	2	1	1	1989-90	W, 87-70	Northwestern	3	0	3	1988-2010	L, 64-65
Duke	3	0	3	1987-2011	L, 55-61	Notre Dame	1	0	1	1987	L, 69-81
East Tennessee State	1	0	1	1980	L, 72-73	Ohio State	1	1	0	1979	W, 88-85
Eastern Washington	6	5	1	1980-2018	W, 80-65	Oklahoma	10	2	8	1989-2024	L, 63-75
Fairfield	1	1	0	1988	W, 81-76	Oklahoma State	4	1	3	1989-2024	L, 50-82
Florida International	1	0	1	1991	L, 69-72	Old Dominion	1	0	1	1980	L, 66-88
Florida	2	2	0	1987-2002	W, 90-52	Oral Roberts	1	1	0	1989	W, 100-87
Florida State	3	2	1	1982-2021	W, 61-54	Oregon	11	3	8	1984-2008	W, 67-45
Fresno State	15	9	6	1993-2021	W, 80-64	Oregon State	12	4	8	1979-2019	L, 34-65
George Mason	1	1	0	1991	W, 64-58	Pacific	27	22	5	1982-2023	L, 66-79
George Washington	2	1	1	2002-04	W, 76-60	Penn State	1	1	0	2015	W, 63-51
Georgia	3	0	3	2015-17	L, 63-79	Pennsylvania	1	1	0	1991	W, 89-67
Gonzaga	38	16	22	1983-2023	L, 64-79	Pepperdine	31	26	5	1979-2023	W, 74-59
Hartford	2	0	2	2006-07	L, 59-70	Portland	35	27	8	1984-2023	L, 49-61
Harvard	2	1	1	2006-12	L, 65-71	Portland State	5	4	1	2004-10	W, 82-67
Hawaii	13	6	7	1981-2015	W, 67-56	Prairie View A&M	1	1	0	1989	W, 66-64
Houston	4	1	3	1985-2024	W, 64-54	Providence	1	0	1	1988	L, 99-108
Idaho	3	1	2	1990-98	L, 73-92	Purdue	2	0	2	1988-90	L, 83-96
Idaho State	16	13	3	1980-2023	W, 79-69	Rice	4	1	3	1997-2023	L, 67-71
Illinois at Chicago	1	1	0	1999	W, 76-55	Ricks College	2	2	0	1974	W, 67-17







## ALL-TIME SERIES RECORDS

OPPONENT	G	W	L	FIRST-LAST	LAST	OPPONENT	G	W	L	FIRST-LAST	LAST
Rutgers	1	1	0	2021	W, 69-66	Troy	1	0	1	2022	L, 62-68
Southeast Louisiana	1	0	1	1990	L, 78-82	Tulane	1	0	1	1981	L, 61-69
Sacred Heart	1	0	1	2007	L, 44-49	Tulsa	8	8	0	1997-2016	W, 71-56
Saint Louis	1	1	0	2023	W, 87-66	UC Irvine	2	2	0	1983-89	W, 70-67
Saint Mary's	27	17	10	2011-23	W, 74-59	UC Riverside	3	3	0	2005-18	W, 72-70
San Diego	27	18	9	2010-23	L, 49-52	UC Santa Barbara	8	4	4	1993-2012	W, 67-39
San Diego State	43	29	14	1977-2013	W, 69-58	UCF	1	1	0	2024	W, 64-60
San Francisco	34	26	8	1980-2023	W, 66-56	UCLA	12	4	8	1977-2007	W, 68-58
San Jose State	6	4	2	1978-2019	W, 75-56	UConn	3	0	3	2007-14	L, 51-70
Santa Clara	29	25	4	1998-2024	L, 59-60	UNLV	42	30	12	1975-2016	W, 63-54
Seattle	2	2	0	2012	W, 70-62	USC	8	3	5	1980-2011	L, 50-62
Seton Hall	2	2	0	2005-07	W, 47-43	Utah	111	43	68	1974-2023	L, 68-87
Siena	2	1	1	1991-93	L, 69-75	Utah State	45	41	4	1974-2023	W, 72-66
SMU	6	1	5	1994-2001	L, 83-92	Utah Valley	11	11	0	2005-23	W, 59-44
Snow College	1	1	0	1980	W, 96-68	UTEP	32	23	9	1976-99	L, 47-86
South Alabama	1	1	0	1991	W, 77-70	Valdosta State	1	1	0	1981	W, 94-78
South Dakota State	2	1	1	2013-14	L, 65-75	Vanderbilt	1	0	1	2004	L, 47-86
S.E. Missouri State	1	1	0	2004	W, 62-52	Victoria	1	0	1	1982	L, 75-79
Southern Utah	24	20	4	1980-2020	W, 84-74	Villanova	2	0	2	1995-2022	L, 57-61
St. John's	1	1	0	1979	W, 84-80	Wake Forest	1	1	0	2023	W, 67-44
Saint Joseph's	3	2	1	1979-2016	W, 71-56	Washington	13	5	8	1976-2020	L, 48-77
Stanford	5	2	3	1987-2019	L, 63-72	Washington State	13	7	6	1979-2022	W, 65-56
Stony Brook	1	1	0	2005	W, 77-54	Wayland Baptist	1	0	1	1979	L, 67-91
Syracuse	1	1	0	2011	W, 83-59	Weber State	55	46	9	1974-2023	W, 77-49
TCU	21	11	10	1987-2024	L, 58-68	West Virginia	2	1	1	2021-24	L, 69-76
Tennessee	1	0	1	2002	L, 57-68	Western Illinois	1	0	1	1990	L, 61-71
Texas	7	1	6	1985-2024	L, 46-71	Western New Mexico	1	1	0	2012	W, 72-31
Texas A&M	1	1	0	2015	W, 72-64	Wisconsin	2	2	0	2010-11	W, 77-59
Texas A&M - Kingsville	1	1	0	2019	W, 90-38	Wisconsin - Green Bay	1	1	0	1989	W, 81-67
Texas State - San Marcos	2	1	1	1993-95	W, 65-60	Wright State	2	1	1	2004-08	W, 56-50
Texas Tech	4	2	2	1984-2024	W, 60-48	Wyoming	72	50	22	1974-2023	L, 74-86
Toledo	2	0	2	1996	L, 69-85						











### AIR FORCE FALCONS

Overall Series Record: BYU leads 26-1

BYU Record in Provo: 13-1

BYU Record at Air Force: 12-0

BYU Record at Neutral Sites: 1-0

2/9/2011	W	78-51	Provo, UT
1/8/2011	W	88-60	Colorado Springs, CO
2/13/2010	W	78-53	Colorado Springs, CO
1/13/2010	W	77-46	Provo, UT
3/7/2009	W	42-31	Colorado Springs, CO
2/4/2009	W	60-41	Provo, UT
3/1/2008	L	49-54	Colorado Springs, CO
1/30/2008	W	52-47	Provo, UT
3/7/2007	W	72-40	Neutral
2/8/2007	W	70-40	Provo, UT
1/6/2007	W	59-46	Colorado Springs, CO
2/7/2006	W	67-44	Colorado Springs, CO
1/5/2006	W	64-43	Provo, UT
2/17/2005	W	71-51	Provo, UT
1/22/2005	W	75-66	Colorado Springs, CO
2/19/2004	W	75-60	Colorado Springs, CO
1/24/2004	W	78-59	Provo, UT
3/6/2003	W	96-55	Colorado Springs, CO
2/8/2003	W	89-50	Provo, UT
2/14/2002	W	68-55	Provo, UT
1/19/2002	W	81-52	Colorado Springs, CO
3/3/2001	W	66-42	Provo, UT
2/1/2001	W	74-56	Colorado Springs, CO
3/2/2000	W	86-69	Provo, UT
2/3/2000	W	93-64	Colorado Springs, CO
2/19/1998	W	78-66	Colorado Springs, CO
1/24/1998	W	103-60	Provo, UT



### ALABAMA CRIMSON TIDE

Overall Series Record: BYU trails 0-1

BYU Record in Provo: Never Played

BYU Record at Alabama: Never Played

BYU Record at Neutral Sites: 0-1

12/21/2002	L	59-70	Neutral
------------	---	-------	---------



### ALASKA ANCHORAGE SEAWOLVES

Overall Series Record: BYU leads 1-0

BYU Record in Provo: Never Played

BYU Record at Alaska Anchorage: 1-0

BYU Record at Neutral Sites: Never Played

12/19/1996	W	91-62	Anchorage, AK
------------	---	-------	---------------



### ALASKA FAIRBANKS NANOOKS

Overall Series Record: BYU leads 1-0

BYU Record in Provo: Never Played

BYU Record at Alaska Fairbanks: Never Played

BYU Record at Neutral Sites: 1-0

2/12/1983	W	101-74	Neutral
-----------	---	--------	---------



### ALCORN STATE BRAVEHAWKS

Overall Series Record: BYU leads 1-0

BYU Record in Provo: Never Played

BYU Record at Alcorn State: Never Played

BYU Record at Neutral Sites: 1-0

12/1/1990	W	68-65	Neutral
-----------	---	-------	---------



### ARIZONA WILDCATS

Overall Series Record: BYU leads 7-6

BYU Record in Provo: 3-1

BYU Record at Arizona: 3-3

BYU Record at Neutral Sites: 1-2

3/24/2021#	L	46-52	Neutral
11/30/2013	W	64-56	Provo, UT
11/20/2012	W	62-48	Tucson, AZ
12/1/2011%	W	82-73	Neutral
11/27/2004	L	73-76	Provo, UT
12/12/2003	L	69-83	Tucson, AZ
11/18/2000	L	71-76	Tucson, AZ
1/26/1979^	W	89-86	Tucson, AZ
1/21/1978^	W	91-59	Provo, UT
2/18/1977^	W	87-59	Tucson, AZ
1/27/1976^	W	78-55	Provo, UT
1/18/1975^	L	49-54	Tucson, AZ
3/8/1974*	L	36-50	Neutral

# NCAA Tournament

% Hukilau Classic

^ Intermountain Conference game

\* Intermountain Conference Tournament



### ARIZONA STATE SUN DEVILS

Overall Series Record: BYU leads 7-4

BYU Record in Provo: 3-1

BYU Record at Arizona State: 4-3

BYU Record at Neutral Sites: 0-0

11/17/2021	W	55-44	Provo, UT
12/6/2019	L	52-60	Tempe, AZ
3/23/2010	W	61-53	Tempe, AZ
12/7/1991	L	75-86	Tempe, AZ
12/8/1984	L	87-96	Tempe, AZ
12/30/1981	L	88-102	Provo, UT
2/24/1979	W	107-56	Provo, UT
2/16/1978	W	76-55	Tempe, AZ
2/17/1977	W	83-75	Tempe, AZ
1/26/1976	W	73-57	Provo, UT

1/17/1975	W	74-46	Tempe, AZ
-----------	---	-------	-----------



### ARKANSAS RAZORBACKS

Overall Series Record: BYU trails 0-2

BYU Record in Provo: 0-1

BYU Record at Arkansas: 0-1

BYU Record at Neutral Sites: 0-0

1/2/2002	L	57-85	Provo, UT
----------	---	-------	-----------

12/4/2000	L	73-93	Fayetteville, AR
-----------	---	-------	------------------



### ARKANSAS AT PINE BLUFF GOLDEN LIONS

Overall Series Record: BYU leads 1-0

BYU Record in Provo: Never Played

BYU Record at Arkansas at Pine Bluff: Never Played

BYU Record at Neutral Sites: 1-0

12/14/2001	W	90-50	Neutral
------------	---	-------	---------



### ARKANSAS STATE RED WOLVES

Overall Series Record: Tied 1-1

BYU Record in Provo: 1-0

BYU Record at Arkansas State: 0-1

BYU Record at Neutral Sites: Never Played

12/30/2008	W	49-39	Provo, UT
------------	---	-------	-----------

11/13/2007	L	53-54	Jonesboro, AR
------------	---	-------	---------------



### AUBURN TIGERS

Overall Series Record: BYU leads 1-0

BYU Record in Provo: Never Played

BYU Record at Auburn: Never Played

BYU Record at Neutral Sites: 1-0

3/23/2019	W	73-64	Neutral
-----------	---	-------	---------



### BALL STATE CARDINALS

Overall Series Record: BYU leads 1-0

BYU Record in Provo: 0-1

BYU Record at Ball State: Never Played

BYU Record at Neutral Sites: Never Played

11/26/2022	L	56-61	Provo, UT
------------	---	-------	-----------



### BAYLOR BEARS

Overall Series Record: Tied 2-2

BYU Record in Provo: 1-1

BYU Record at Baylor: 0-1

BYU Record at Neutral Sites: 1-0





2/7/2024\* W 78-66  
11/16/2006# L 58-84  
11/25/1978^ W 75-69  
1/14/1978% L 77-81

\* Big 12 Conference Game

# Preseason WNIT - Waco (Ferrell Center)

^ Lobo Invitational - Albuquerque, N.M.

% BYU Classic



### BOISE STATE BRONCOS

Overall Series Record: Tied 14-8

BYU Record in Provo: 9-3

BYU Record at Boise State: 5-5

BYU Record at Neutral Sites: Never Played

12/9/2023 W 65-50  
12/1/2022 W 76-67  
11/20/2021 W 84-40  
12/11/2019 L 55-66  
11/27/2002 W 67-53  
11/16/2001 W 85-72  
12/12/1998 W 80-69  
12/13/1997 L 65-79  
12/3/1996 W 90-83  
1/6/1996 W 72-70  
1/4/1995 L 52-63  
1/6/1994 L 54-67  
12/10/1991 L 79-80  
1/3/1991 W 78-65  
12/9/1989 L 49-63  
1/20/1982 W 72-53  
2/13/1981 W 82-63  
12/8/1979 W 88-70  
12/15/1978 W 98-58  
12/17/1977 W 69-64  
12/18/1976 L 53-66  
1/23/1976 L 61-64

Provo, UT  
Waco, TX  
Neutral  
Provo, UT



### BUTLER BULLDOGS

Overall Series Record: BYU leads 1-0

BYU Record in Provo: Never Played

BYU Record at Butler: Never Played

BYU Record at Neutral Sites: 1-0

11/26/2014 W 81-62

Neutral



### BYU - HAWAII SEASIDERS

Overall Series Record: BYU leads 4-0

BYU Record in Provo: Never Played

BYU Record at BYU - Hawai'i: 4-0

BYU Record at Neutral Sites: Never Played

12/2/2015 W 85-40

Laie, HI

11/27/2014 W 73-52

Laie, HI

11/29/2011 W 88-27

Laie, HI

12/3/2010 W 101-51

Laie, HI



### CAL GOLDEN BEARS

Overall Series Record: BYU trails 0-5

BYU Record in Provo: 0-1

BYU Record at Cal: 0-2

BYU Record at Neutral Sites: 0-2

11/13/2018 L 52-70

Provo, UT

12/16/2017 L 45-70

Berkeley CA

3/27/2010 L 50-76

Berkeley CA

11/20/1981 L 84-85

Neutral

12/27/1979 L 63-75

Neutral



### CAL BAPTIST LANCERS

Overall Series Record: BYU leads 1-0

BYU Record in Provo: Never Played

BYU Record at Cal Baptist: Never Played

BYU Record at Neutral Sites: 1-0

11/24/2018 W 76-69

Neutral



### CAL POLY MUSTANGS

Overall Series Record: BYU leads 3-0

BYU Record in Provo: 3-0

BYU Record at Cal Poly: Never Played

BYU Record at Neutral Sites: Never Played

12/16/1989 W 83-71

Provo, UT

11/26/1982 L 86-90

Provo, UT

11/29/1980 W 107-67

Provo, UT



### CARROLL COLLEGE FIGHTING SAINTS

Overall Series Record: BYU leads 1-0

BYU Record in Provo: 1-0

BYU Record at Carroll College: Never Played

BYU Record at Neutral Sites: Never Played

11/23/2022 W 71-47

Provo, UT



### EASTERN MICHIGAN CHIPPEWAS

Overall Series Record: BYU trails 0-1

BYU Record in Provo: Never Played

BYU Record at Eastern Michigan: Never Played

BYU Record at Neutral Sites: 0-1

12/19/1986 L 70-83

Neutral



### CHICAGO MAROONS

Overall Series Record: BYU trails 0-1

BYU Record in Provo: Never Played

BYU Record at Chicago: 0-1

BYU Record at Neutral Sites: Never Played

11/17/2010 L 56-59

Chicago, IL



### CINCINNATI BEARCATS

Overall Series Record: BYU leads 3-0

BYU Record in Provo: 2-0

BYU Record at Cincinnati: 1-0

BYU Record at Neutral Sites: 0-0

2/10/2024 W 69-57

Cincinnati, OH

1/13/2024 W 68-58

Provo, UT

12/30/1994 W 93-68

Provo, UT



### CLEMSON TIGERS

Overall Series Record: BYU trails 0-3

BYU Record in Provo: 0-1

BYU Record at Clemson: 0-1

BYU Record at Neutral Sites: 0-1

11/25/2003 L 56-62

Neutral

1/5/1991 L 59-81

Clemson, SC

12/29/1989 L 69-73

Provo, UT



### COLORADO BUFFALOES

Overall Series Record: BYU trails 7-8

BYU Record in Provo: 5-2

BYU Record at Colorado: 2-5

BYU Record at Neutral Sites: 0-1

3/22/2003\$ L 45-84

Boulder, CO

3/11/1999% L 53-70

Boulder, CO

11/22/1997 L 68-84

Boulder, CO

11/23/1996 L 73-78

Provo, UT



### BOSTON TERRIERS

Overall Series Record: BYU leads 1-0

BYU Record in Provo: 0-0

BYU Record at Boston: Never Played

BYU Record at Neutral Sites: Never Played

1/11/1988 W 83-74

Boston, MA



### BOSTON COLLEGE EAGLES

Overall Series Record: Tied 1-1

BYU Record in Provo: 1-0

BYU Record at Boston College: 0-1

BYU Record at Neutral Sites: Never Played

11/16/2013 W 70-69

Provo, UT

11/15/2012 L 56-62

Boston, MA







## SERIES VS. ALL-TIME OPPONENTS

1/8/1986	L	84-85	Provo, UT
11/18/1983	L	72-89	Boulder, CO
2/20/1982	W	77-75	Provo, UT
1/29/1982	L	75-109	Boulder, CO
3/6/1981#	L	82-97	Neutral
3/7/1980#	W	101-90	Provo, UT
3/2/1979*	W	99-80	Provo, UT
2/24/1978*	W	84-69	Boulder, CO
1/29/1977*	W	89-65	Provo, UT
2/7/1976*	W	81-77	Boulder, CO
2/15/1975*	W	62-44	Provo, UT
\$ NCAA Tournament			
%WNIT			
* Intermountain Conference Game			
# Region VII Tournament (Provo, Utah)			



### COLORADO STATE RAMS

Overall Series Record: BYU leads 55-25			
BYU Record in Provo: 29-6			
BYU Record at Colorado State: 20-17			
BYU Record at Neutral Sites: 6-2			
11/8/2022	L	62-82	Fort Collins, Colorado
12/15/2018	W	51-42	Provo, Utah
12/2/2017	L	54-56	Fort Collins, Colorado
11/21/2015	L	55-61	Fort Collins, Colorado
12/6/2014	W	69-58	Fort Collins, Colorado
2/23/2011*	W	64-55	Fort Collins, Colorado
1/22/2011*	W	73-57	Provo, Utah
2/17/2010*	W	72-54	Provo, Utah
1/16/2010*	W	67-58	Fort Collins, Colorado
2/11/2009*	W	53-51	Fort Collins, Colorado
1/10/2009*	W	61-43	Provo, Utah
2/13/2008*	W	59-44	Provo, Utah
1/12/2008*	W	60-39	Fort Collins, Colorado
2/17/2007*	W	67-50	Fort Collins, Colorado
1/18/2007*	W	69-56	Provo, Utah
3/8/2006#	W	65-45	Neutral
3/2/2006*	W	69-67	Fort Collins, Colorado
1/28/2006*	W	70-54	Provo, Utah
3/9/2005#	W	70-65	Neutral
2/10/2005*	W	59-47	Fort Collins, Colorado
1/15/2005*	W	74-54	Provo, Utah
2/14/2004*	L	64-72	Provo, Utah
1/15/2004*	L	52-54	Fort Collins, Colorado
2/15/2003*	L	70-71	Fort Collins, Colorado
1/16/2003*	W	71-56	Provo, Utah
2/9/2002*	L	65-75	Fort Collins, Colorado
1/10/2002*	L	64-81	Provo, Utah
3/10/2001#	L	56-59	Neutral
2/15/2001*	L	72-77	Fort Collins, Colorado
1/20/2001*	W	66-55	Provo, Utah
3/10/2000#	W	77-69	Neutral
2/17/2000*	L	74-84	Fort Collins, Colorado
1/20/2000*	L	52-63	Provo, Utah
2/12/1998^	L	78-88	Provo, Utah

1/15/1998^	L	75-81	Fort Collins, Colorado
2/15/1996^	L	77-80	Fort Collins, Colorado
1/27/1996^	L	80-82	Provo, Utah
2/18/1995^	W	92-63	Provo, Utah
2/9/1995^	L	70-83	Fort Collins, Colorado
3/11/1994%	L	57-67	Neutral
2/12/1994^	W	79-78	Fort Collins, Colorado
1/20/1994^	W	86-77	Provo, Utah
2/20/1993^	W	84-71	Provo, Utah
1/22/1993^	W	74-61	Fort Collins, Colorado
3/12/1992%	W	85-65	Neutral
2/13/1992^	W	90-78	Provo, Utah
1/18/1992^	W	83-77	Fort Collins, Colorado
2/23/1991^	W	74-60	Provo, Utah
1/25/1991^	L	75-80	Fort Collins, Colorado
2/23/1990@	L	64-86	Fort Collins, Colorado
2/10/1990@	L	72-87	Provo, Utah
3/4/1989	L	76-97	Fort Collins, Colorado
1/27/1989@	W	88-68	Provo, Utah
2/18/1988@	L	53-74	Fort Collins, Colorado
2/6/1988@	W	75-73	Provo, Utah
3/5/1987	W	72-62	Fort Collins, Colorado
2/12/1987@	W	84-67	Provo, Utah
2/22/1986@	W	98-75	Provo, Utah
2/15/1986@	W	93-55	Fort Collins, Colorado
2/21/1985@	W	84-66	Fort Collins, Colorado
1/26/1985@	W	99-63	Provo, Utah
12/7/1984@	W	76-61	Neutral
11/30/1984@	W	76-55	Neutral
3/3/1984	W	77-75	Fort Collins, Colorado
2/2/1984@	W	77-60	Provo, Utah
2/17/1983@	W	89-62	Provo, Utah
1/20/1983@	W	89-61	Fort Collins, Colorado
2/6/1982	W	88-67	Provo, Utah
1/7/1982	L	80-86	Fort Collins, Colorado
2/28/1981	W	97-78	Fort Collins, Colorado
1/23/1981	W	104-80	Provo, Utah
2/15/1980	L	83-86	Fort Collins, Colorado
1/19/1980	W	138-67	Provo, Utah
2/17/1979	W	101-72	Fort Collins, Colorado
2/10/1978	W	93-62	Provo, Utah
1/28/1977	W	79-54	Provo, Utah
2/6/1976	W	58-54	Fort Collins, Colorado
2/14/1975	W	60-53	Provo, Utah
2/22/1974	W	51-34	Fort Collins, Colorado
2/1/1974	W	56-24	Provo, Utah

\* Mountain West Conference Game  
 # Mountain West Conference Tournament  
 ^ Western Athletic Conference Game  
 % Western Athletic Conference Tournament  
 @ High Country Athletic Conference Game



### COLUMBIA LIONS

Overall Series Record: BYU leads 1-0  
 BYU Record in Provo: Never Played

BYU Record at Columbia: Never Played  
 BYU Record at Neutral Sites: 1-0  
 12/2/1995 W 96-52 Neutral



### CREIGHTON BLUE JAYS

Overall Series Record: BYU trails 6-7  
 BYU Record in Provo: 5-1  
 BYU Record at Creighton: 1-5  
 BYU Record at Neutral Sites: 0-1

12/7/2013	W	52-51	Omaha, NE
11/28/2012	L	62-65	Neutral
2/20/1992	L	63-92	Omaha, NE
1/27/1992	W	78-73	Provo, UT
2/16/1991	L	71-85	Omaha, NE
1/18/1991	L	70-84	Provo, UT
2/17/1990	W	104-90	Provo, UT
2/1/1990	L	74-89	Omaha, NE
2/23/1989	W	93-89	Provo, UT
2/11/1989	L	90-95	Omaha, NE
3/5/1988	W	87-78	Provo, UT
1/28/1988	L	69-83	Omaha, NE
12/29/1981	W	102-59	Provo, UT



### CAL STATE FULLERTON TITANS

Overall Series Record: Tied 3-3  
 BYU Record in Provo: 1-1  
 BYU Record at Cal State Fullerton: 2-2  
 BYU Record at Neutral Sites: Never Played

12/12/2009	W	75-72	Fullerton, CA
12/9/2003	W	72-51	Fullerton, CA
12/27/1985	W	89-81	Provo, UT
1/14/1984	L	96-98	Fullerton, CA
12/20/1977	L	61-71	Fullerton, CA
1/6/1977	L	54-90	Provo, UT



### CAL STATE LOS ANGELES GOLDEN EAGLES

Overall Series Record: BYU leads 1-0  
 BYU Record in Provo: N/A  
 BYU Record at Cal State Los Angeles: N/A  
 BYU Record at Neutral Sites: N/A  
 12/21/1997 W 68-52



### CAL STATE NORTHRIDGE MATADORS

Overall Series Record: BYU leads 4-1  
 BYU Record in Provo: 1-1  
 BYU Record at Cal State Northridge: 2-0  
 BYU Record at Neutral Sites: 1-0  
 11/19/2014 L 54-63 Provo, UT  
 11/23/2013 W 82-66 Northridge, CA







12/9/2006	W	55-48	Provo, UT
11/19/2005	W	76-59	Northridge, CA
11/27/1993	W	102-51	Neutral



#### DARTMOUTH BIG GREEN

Overall Series Record: BYU leads 1-0			
BYU Record in Provo: Never Played			
BYU Record at Dartmouth: 1-0			
BYU Record at Neutral Sites: Never Played			
11/13/2012	W	58-57	Hanover, NH



#### DELTA STATE STATESMAN

Overall Series Record: BYU trails 0-1			
BYU Record in Provo: Never Played			
BYU Record at Delta State: Never Played			
BYU Record at Neutral Sites: 0-1			
11/29/1984	L	91-99	Neutral



#### DENVER PIONEERS

Overall Series Record: BYU leads 3-0			
BYU Record in Provo: 2-0			
BYU Record at Denver: 1-0			
BYU Record at Neutral Sites: 0-1			
3/17/2011	W	75-60	Provo, UT
1/4/2003	W	70-57	Provo, UT
12/15/2001	W	81-67	Denver, CO



#### DEPAUL BLUE DEMONS

Overall Series Record: BYU trails 2-4			
BYU Record in Provo: 1-1			
BYU Record at DePaul: 0-3			
BYU Record at Neutral Sites: 1-0			
3/17/2012	L	55-59	Chicago, IL
1/22/1990	W	78-60	Provo, UT
1/12/1989	L	69-98	Chicago, IL
2/12/1988	L	80-87	Provo, UT
1/8/1987	L	73-81	Chicago, IL
3/25/1982	W	72-69	Neutral



#### DIXIE STATE REBELS/UTAH TECH TRAILBLAZERS

Overall Series Record: BYU leads 1-0			
BYU Record in Provo: 1-0			
BYU Record at Dixie State: Never Played			
BYU Record at Neutral Sites: Never Played			
1/13/1983	W	124-59	Provo, UT



#### DRAKE BULLDOGS

Overall Series Record: Tied 1-1			
BYU Record in Provo: 1-0			
BYU Record at Drake: 0-1			
BYU Record at Neutral Sites: Never Played			
1/29/1990	W	87-70	Provo, UT
2/13/1989	L	82-88	De Moines, IA



#### DUKE BLUE DEVILS

Overall Series Record: BYU trails 0-3			
BYU Record in Provo: 0-1			
BYU Record at Duke: 0-2			
BYU Record at Neutral Sites: Never Played			
11/11/2011	L	55-61	Provo, UT
11/13/2010	L	54-69	Durham, NC
1/10/1987	L	60-80	Durham, NC



#### EAST TENNESSEE STATE BUCCANEERS

Overall Series Record: BYU trails 0-1			
BYU Record in Provo: Never Played			
BYU Record at East Tennessee: Never Played			
BYU Record at Neutral Sites: 0-1			
12/5/1980	L	72-73	Neutral



#### EASTERN WASHINGTON

Overall Series Record: BYU leads 5-1			
BYU Record in Provo: 3-1			
BYU Record at Eastern Washington: 2-0			
BYU Record at Neutral Sites: 0-1			
11/17/2018	W	80-65	Provo, UT
11/17/2017	W	73-69	Cheney, WA
11/26/2011	W	77-58	Provo, UT
12/29/1994	L	71-83	Provo, UT
12/3/1982	W	97-56	Cheney, WA
12/30/1980	W	81-68	Provo, UT



#### FAIRFIELD STAGS

Overall Series Record: BYU leads 1-0			
BYU Record in Provo: 1-0			
BYU Record at Fairfield: Never Played			
BYU Record at Neutral Sites: Never Played			
1/5/1988	W	81-76	Provo, UT



#### FIU PANTHERS

Overall Series Record: BYU trails 0-1			
BYU Record in Provo: Never Played			
BYU Record at FIU: 0-1			
BYU Record at Neutral Sites: Never Played			
11/30/1991	L	69-72	Miami, FL



#### FLORIDA GATORS

Overall Series Record: BYU leads 2-0			
BYU Record in Provo: 1-0			
BYU Record at Florida: Never Played			
BYU Record at Neutral Sites: 1-0			
3/16/2002	W	90-52	Neutral
12/29/1987	W	102-75	Provo, UT



#### FLORIDA STATE SEMINOLES

Overall Series Record: Tied 1-1			
BYU Record in Provo: Never Played			
BYU Record at Florida State: Never Played			
BYU Record at Neutral Sites: 1-1			
11/19/1983	W	76-61	Neutral
3/26/1982	L	71-75	Neutral



#### FRESNO STATE BULLDOGS

Overall Series Record: BYU leads 9-6			
BYU Record in Provo: 6-1			
BYU Record at Fresno State: 2-5			
BYU Record at Neutral Sites: 1-0			
11/13/2021	W	80-64	Provo, UT
11/21/2019	W	71-65	Fresno, CA
11/17/2007	W	78-59	Provo, UT
11/17/2006	L	51-61	Fresno, CA
2/18/1999	W	100-49	Provo, UT
1/21/1999	L	65-68	Fresno, CA
3/2/1998	W	71-67	Neutral
2/22/1996	L	60-65	Provo, UT
1/13/1996	L	68-73	Fresno, CA
2/25/1995	L	64-65	Fresno, CA
1/12/1995	W	69-58	Provo, UT
2/26/1994	W	78-69	Provo, UT
1/13/1994	L	78-82	Fresno, CA
3/6/1993	W	81-68	Fresno, CA
2/4/1993	W	72-61	Provo, UT



#### GEORGE MASON PATRIOTS

Overall Series Record: BYU leads 1-0			
BYU Record in Provo: Never Played			
BYU Record at George Mason: Never Played			
BYU Record at Neutral Sites: 1-0			
12/6/1991	W	64-58	Neutral







## SERIES VS. ALL-TIME OPPONENTS



### GEORGE WASHINGTON COLONIALS

Overall Series Record: Tied 1-1		
BYU Record in Provo: 1-0		
BYU Record at George Washington: 0-1		
BYU Record at Neutral Sites: Never Played		
12/6/2004	W	76-70 Provo, UT
12/11/2002	L	58-82 Washington, D.C.



### GEORGIA BULLDOGS

Overall Series Record: BYU trails 0-3		
BYU Record in Provo: 0-1		
BYU Record at Georgia: 0-1		
BYU Record at Neutral Sites: 0-1		
11/25/2017	L	63-79 Provo, UT
11/16/2016	L	51-81 Athens, GA
11/27/2015	L	58-66 Neutral



### GONZAGA BULLDOGS

Overall Series Record: BYU trails 16-22		
BYU Record in Provo: 8-6		
BYU Record at Gonzaga: 5-11		
BYU Record at Neutral Sites: 3-5		
3/6/2023	L	64-79 Neutral
2/25/2023	L	51-58 Provo, UT
12/17/2022	L	58-67 Spokane, WA
3/8/2022	L	59-71 Neutral
2/19/2022	W	63-39 Provo, UT
2/5/2022	W	62-50 Spokane, WA
3/9/2021	L	42-43 Neutral
2/18/2021	W	61-56 Provo, UT
2/2/2021	L	56-63 Spokane, WA
2/1/2020	L	44-59 Spokane, WA
1/2/2020	L	43-55 Provo, UT
3/12/2019	W	82-68 Neutral
2/16/2019	W	66-64 Spokane, WA
1/17/2019	W	70-68 Provo, UT
2/24/2018	L	37-62 Spokane, WA
2/3/2018	L	70-84 Provo, UT
2/25/2017	W	71-63 Provo, UT
2/2/2017	L	52-87 Spokane, WA
2/27/2016	L	55-73 Spokane, WA
1/14/2016	W	58-54 Provo, UT
3/9/2015	W	61-55 Neutral
2/28/2015	L	66-73 Provo, UT
12/27/2014	L	62-78 Spokane, WA
3/11/2014	L	57-71 Neutral
2/15/2014	W	62-52 Provo, UT
1/9/2014	L	42-68 Spokane, WA
3/9/2013	L	43-62 Neutral
2/23/2013	L	66-55 Provo, UT
1/17/2013	L	59-74 Spokane, WA

3/5/2012	W	78-66
2/25/2012	W	78-66
2/9/2012	W	70-40
12/21/2010	L	64-91
3/16/2005	L	57-71
12/2/2000	W	74-57
11/26/1999	W	77-58
12/29/1993	L	67-75
12/17/1983	W	80-63



### HARTFORD HAWKS

Overall Series Record: BYU trails 0-2		
BYU Record in Provo: 0-1		
BYU Record at Hartford: 0-1		
BYU Record at Neutral Sites: Never Played		
11/20/2007	L	59-70 Provo, UT
12/2/2006	L	43-60 Hartford, CT



### HARVARD CRIMSON

Overall Series Record: Tied 1-1		
BYU Record in Provo: Never Played		
BYU Record at Harvard: 0-2		
BYU Record at Neutral Sites: Never Played		
11/16/2012	L	65-71 Cambridge, MA
11/29/2006	W	66-51 Cambridge, MA



### HAWAII RAINBOW WAHINE

Overall Series Record: BYU trails 6-7		
BYU Record in Provo: 2-0		
BYU Record at Hawaii: 2-7		
BYU Record at Neutral Sites: 2-0		
12/3/2015	W	67-56 Neutral
12/5/2009	W	81-44 Neutral
12/11/2004	L	44-56 Honolulu, HI
3/19/2001	L	73-77 Honolulu, HI
2/11/1999	L	55-59 Honolulu, HI
1/14/1999	W	75-54 Provo, UT
12/8/1994	L	70-74 Honolulu, HI
12/6/1994	W	75-72 Honolulu, HI
12/8/1990	L	75-86 Honolulu, HI
12/6/1990	L	51-74 Honolulu, HI
2/11/1983	L	81-88 Honolulu, HI
2/10/1983	W	84-71 Honolulu, HI
11/17/1981	W	94-66 Provo, UT



### HOUSTON COUGARS

Overall Series Record: BYU trails 1-3		
BYU Record in Provo: 1-1		
BYU Record at Houston: 0-2		

Neutral	BYU Record at Neutral Sites: 0-0		
Spokane, WA	2/28/2024*	W	64-54 Provo, UT
Provo, UT	1/10/2024*	L	69-79 Houston, TX
Spokane, WA	12/13/1986	L	79-96 Provo, UT
Spokane, WA	2/2/1985	L	90-105 Houston, TX
Spokane, WA	*Big 12 Game		



### IDAHO VANDALS

Overall Series Record: BYU trails 1-2		
BYU Record in Provo: 1-1		
BYU Record at Idaho: 0-1		
BYU Record at Neutral Sites: Never Played		
11/13/1998	L	73-92 Moscow, ID
12/30/1997	L	58-68 Provo, UT
12/28/1990	W	75-60 Provo, UT



### IDAHO STATE BENGALS

Overall Series Record: BYU leads 13-3		
BYU Record in Provo: 9-1		
BYU Record at Idaho State: 3-2		
BYU Record at Neutral Sites: 1-0		
12/16/2023	W	79-69 (OT) Provo, UT
3/20/2013#	W	69-54 Provo, UT
11/10/2006	W	73-50 Provo, UT
12/20/2003	W	56-54 Provo, UT
1/7/2003	W	69-59 Pocatello, ID
12/28/2000	L	56-58 Pocatello, ID
12/1/1999	W	68-47 Provo, UT
12/19/1998	W	86-57 Pocatello, ID
12/19/1997	W	81-72 Provo, UT
12/30/1995	L	55-73 Pocatello, ID
12/19/1994	W	79-64 Provo, UT
1/5/1993	W	79-70 Pocatello, ID
12/17/1990	L	73-76 Provo, UT
2/1/1986	W	101-65 Provo, UT
11/19/1981	W	92-77 Neutral
11/25/1980	W	87-67 Provo, UT

# WNIT



### ILLINOIS AT CHICAGO FLAMES

Overall Series Record: BYU leads 1-0		
BYU Record in Provo: Never Played		
BYU Record at Illinois at Chicago: Never Played		
BYU Record at Neutral Sites: 1-0		
11/28/1998	W	76-55 Neutral



### ILLINOIS STATE REDBIRDS

Overall Series Record: BYU leads 1-0		
BYU Record in Provo: Never Played		
BYU Record at Illinois State: Never Played		





BYU Record at Neutral Sites: 1-0  
3/27/1982 W 78-73

# Big 12 Tournament  
Neutral



### INDIANA HOOSIERS

Overall Series Record: BYU leads 1-0  
BYU Record in Provo: 1-0  
BYU Record at Indiana: Never Played  
BYU Record at Neutral Sites: Never Played  
12/30/1991 L 70-83 Provo, UT



### IOWA HAWKEYES

Overall Series Record: BYU leads 3-0  
BYU Record in Provo: 1-0  
BYU Record at Iowa: 0-0  
BYU Record at Neutral Sites: 1-0  
3/18/2006\$ W 67-62 Neutral  
1/7/1981^ W 87-85 Neutral  
1/3/1980 W 103-79 Home  
\$ NCAA Tournament  
^ Lady Griz Insurance Classic (Missoula, MT)



### IOWA STATE CYCLONES

Overall Series Record: Tied 2-2  
BYU Record in Provo: 1-1  
BYU Record at Iowa State: 1-1  
BYU Record at Neutral Sites: 0-0  
2/24/2024\* L 49-74 Ames, Iowa  
1/6/2024\* L 75-80 Provo, Utah  
3/18/2002 W 75-69 Ames, Iowa  
12/31/1992 W 77-54 Provo, Utah  
\* Big 12 Conference Game



### JACKSON STATE

Overall Series Record: BYU trails 0-1  
BYU Record in Provo: Never Played  
BYU Record at Jackson State: 0-1  
BYU Record at Neutral Sites: Never Played  
12/12/1981 L 56-59 Jackson, MS



### KANSAS JAYHAWKS

Overall Series Record: BYU trails 0-3  
BYU Record in Provo: 0-1  
BYU Record at Kansas: 0-1  
BYU Record at Neutral Sites: 0-1  
3/8/2024# L 53-77 Kansas City, Missouri  
2/17/2024\* L 64-70 Provo, Utah  
1/31/2024\* L 53-67 Lawrence, Kansas  
\* Big 12 Conference Game



### KANSAS STATE WILDCATS

Overall Series Record: BYU trails 0-4  
BYU Record in Provo: 0-2  
BYU Record at Kansas State: 0-0  
BYU Record at Neutral Sites: 0-0  
1/27/2024\* L 65-67 Manhattan, Kansas  
11/16/2011 L 46-59 Manhattan, Kansas  
11/27/2009 L 62-65 Provo, Utah  
11/24/1978 L 96-101 Provo, Utah  
\* Big 12 Conference Game



### LEWIS-CLARK STATE WARRIORS

Overall Series Record: BYU trails 0-1  
BYU Record in Provo: 0-1  
BYU Record at Lewis-Clark State: Never Played  
BYU Record at Neutral Sites: Never Played  
12/30/1996 L 69-74 Provo, UT



### LIPSCOMB BISONS

Overall Series Record: BYU leads 1-0  
BYU Record in Provo: 1-0  
BYU Record at Lipscomb: Never Played  
BYU Record at Neutral Sites: Never Played  
11/9/2021 W 81-58 Provo, UT



### LMU LIONS

Overall Series Record: BYU trails 25-3  
BYU Record in Provo: 14-0  
BYU Record at LMU: 9-3  
BYU Record at Neutral Sites: 2-0  
11/25/2023 W 74-58 Provo, UT  
2/11/2023 W 67-42 Provo, UT  
1/12/2023 W 63-46 Los Angeles, CA  
2/17/2022 W 77-54 Provo, UT  
1/15/2022 W 77-37 Los Angeles, CA  
2/6/2021 W 69-50 Provo, UT  
1/7/2021 W 71-57 Los Angeles, CA  
2/29/2020 W 57-42 Provo, UT  
12/28/2019 W 59-44 Los Angeles, CA  
1/31/2019 L 58-61 Los Angeles, CA  
1/5/2019 W 55-44 Provo, UT  
2/1/2018 W 62-52 Provo, UT  
1/18/2018 W 67-55 Los Angeles, CA  
1/28/2017 L 74-77 Los Angeles, CA  
12/31/2016 W 76-59 Provo, UT  
1/28/2016 W 82-75 Los Angeles, CA  
1/21/2016 W 75-61 Provo, UT

2/7/2015 W 74-59 Provo, UT  
1/8/2015 W 71-63 Los Angeles, CA  
2/22/2014 W 91-67 Los Angeles, CA  
12/28/2013 W 90-72 Provo, UT  
3/8/2013 W 69-57 Neutral  
2/28/2013 L 55-68 Los Angeles, CA  
1/24/2013 W 72-53 Provo, UT  
1/19/2012 W 72-48 Los Angeles, CA  
1/5/2012 W 80-47 Provo, UT  
12/4/1999 W 59-49 Provo, UT  
11/30/1996 W 76-54 Neutral



### LONG BEACH STATE 49ERS

Overall Series Record: BYU trails 1-2  
BYU Record in Provo: Never Played  
BYU Record at Long Beach State: 1-2  
BYU Record at Neutral Sites: Never Played  
12/20/2008 W 66-49 Long Beach, CA  
3/16/1985 L 85-112 Long Beach, CA  
12/10/1983 L 86-90 Long Beach, CA



### LOUISIANA - MONROE WARHAWKS

Overall Series Record: Tied 1-1  
BYU Record in Provo: 1-0  
BYU Record at Louisiana - Monroe: 0-1  
BYU Record at Neutral Sites: Never Played  
1/9/1988 L 69-80 Monroe, LA  
12/30/1987 W 106-87 Provo, UT



### LOUISVILLE CARDINALS

Overall Series Record: BYU trails 0-2  
BYU Record in Provo: Never Played  
BYU Record at Louisville: Never Played  
BYU Record at Neutral Sites: 0-2  
3/21/2015 L 53-86 Neutral  
3/17/2007 L 54-80 Neutral



### LOYOLA RAMBLERS

Overall Series Record: BYU trails 0-1  
BYU Record in Provo: Never Played  
BYU Record at Loyola: 0-1  
BYU Record at Neutral Sites: Never Played  
1/7/1987 L 72-80 Chicago, IL



### LSU TIGERS

Overall Series Record: BYU leads 1-0  
BYU Record in Provo: Never Played







## SERIES VS. ALL-TIME OPPONENTS

BYU Record at LSU: Never Played  
BYU Record at Neutral Sites: 1-0  
11/27/2020 W 67-51

Neutral



### MARQUETTE GOLDEN EAGLES

Overall Series Record: BYU trails 1-2  
BYU Record in Provo: 1-0  
BYU Record at Marquette: 0-2  
BYU Record at Neutral Sites: Never Played  
12/19/2000 W 58-44  
12/6/1999 L 71-74  
11/23/1991 L 96-108

Provo, UT  
Milwaukee, WI  
Milwaukee, WI



### MCNEESE COWGIRLS

Overall Series Record: First meeting between BYU and MSU  
BYU Record in Provo: 0-0  
BYU Record at McNeese: 0-0  
BYU Record at Neutral Sites: 0-0



### MIAMI HURRICANES

Overall Series Record: Tied 1-1  
BYU Record in Provo: Never Played  
BYU Record at Miami: Never Played  
BYU Record at Neutral Sites: 1-1  
12/20/1986 W 82-80  
12/13/1985 L 74-78

Neutral  
Neutral



### MICHIGAN STATE SPARTANS

Overall Series Record: BYU leads 1-0  
BYU Record in Provo: 1-0  
BYU Record at Michigan State: Never Played  
BYU Record at Neutral Sites: Never Played  
12/30/1983 W 98-71

Provo, UT



### MISSOURI TIGERS

Overall Series Record: BYU leads 0-6  
BYU Record in Provo: Never Played  
BYU Record at Missouri: 0-2  
BYU Record at Neutral Sites: 0-4  
3/19/2016 L 69-78  
12/6/1997 L 66-72  
11/23/1990 L 63-70  
12/3/1988 L 70-83  
12/14/1984 L 102-104  
11/22/1979 L 70-90

Neutral  
Columbia, MO  
Neutral  
Neutral  
Columbia, MO  
Neutral



### MISSOURI STATE BEARS

Overall Series Record: BYU trails 0-2  
BYU Record in Provo: Never Played  
BYU Record at Missouri State: 0-2  
BYU Record at Neutral Sites: Never Played  
12/20/2023 L 55-56  
12/21/1998 L 52-80

Springfield, MO  
Springfield, MO



### MISSOURI-KANSAS CITY ROOS

Overall Series Record: Tied 1-1  
BYU Record in Provo: 1-0  
BYU Record at Missouri-Kansas City: 0-1  
BYU Record at Neutral Sites: Never Played  
1/13/1990 L 41-72  
12/29/1988 W 83-53

Kansas City, MO  
Provo, UT



### MONMOUTH HAWKS

Overall Series Record: BYU leads 1-0  
BYU Record in Provo: 1-0  
BYU Record at Monmouth: Never Played  
BYU Record at Neutral Sites: Never Played  
12/21/2022 W 70-50

Provo, UT



### MONTANA GRIZZLIES

Overall Series Record: BYU leads 3-8  
BYU Record in Provo: 1-4  
BYU Record at Montana: 1-4  
BYU Record at Neutral Sites: 1-0  
12/9/2000 L 67-70  
12/18/1999 W 61-51  
12/7/1995 L 60-85  
12/11/1993 L 57-70  
12/3/1992 L 56-61  
12/20/1991 L 53-61  
12/15/1990 L 43-84  
12/8/1989 L 69-78  
12/6/1985 W 71-67  
12/11/1982 L 57-72  
12/19/1981 W 76-66

Provo, UT  
Missoula, MT  
Missoula, MT  
Provo, UT  
Missoula, MT  
Provo, UT  
Missoula, MT  
Provo, UT  
Neutral  
Missoula, MT  
Provo, UT



### MONTANA STATE - BILLINGS YELLOWJACKETS

Overall Series Record: BYU leads 5-1  
BYU Record in Provo: 2-1  
BYU Record at Montana State - Billings: 3-0  
BYU Record at Neutral Sites: Never Played  
12/30/2010 L 49-58  
11/20/2009 W 79-54

Provo, UT  
Billings, MT

1/4/2005 W 80-42 Provo, UT  
1/6/2004 W 67-55 Billings, MT  
12/30/2002 W 87-70 Provo, UT  
12/20/1999 W 83-56 Billings, MT



### MONTANA STATE - BOZEMAN BOBCATS

Overall Series Record: BYU leads 10-4  
BYU Record in Provo: 6-2  
BYU Record at Montana State - Bozeman: 4-2  
BYU Record at Neutral Sites: Never Played  
11/7/2023 W 68-60  
11/12/2022 L 60-69  
12/21/2021 W 89-67  
12/10/2020 W 72-58  
12/22/2017 W 75-54  
12/7/1996 L 65-77  
12/9/1995 L 78-84  
12/10/1993 W 57-53  
12/5/1992 W 60-48  
12/14/1990 L 57-75  
12/8/1988 W 85-72  
11/23/1984 W 110-82  
12/10/1982 W 87-53  
12/16/1978 W 99-66

Bozeman, MT  
Provo, UT  
Bozeman, MT  
Provo, UT  
Provo, UT  
Provo, UT  
Bozeman, MT  
Provo, UT  
Bozeman, MT  
Bozeman, MT  
Provo, UT  
Provo, UT  
Bozeman, MT  
Bozeman, MT  
Provo, UT



### MONTCLAIR STATE RED HAWKS

Overall Series Record: BYU trails 0-1  
BYU Record in Provo: Never Played  
BYU Record at Montclair State: 0-1  
BYU Record at Neutral Sites: Never Played  
12/14/1979 L 67-81

Montclair, NJ



### MOREHEAD STATE

Overall Series Record: BYU leads 1-0  
BYU Record in Provo: Never Played  
BYU Record at Morehead State: Never Played  
BYU Record at Neutral Sites: 1-0  
12/6/1980 W 79-76

Neutral



### MOUNT ST. MARY'S MOUNTAINEERS

Overall Series Record: BYU leads 1-0  
BYU Record in Provo: Never Played  
BYU Record at Mount Saint Mary's: Never Played  
BYU Record at Neutral Sites: 1-0  
11/26/2003 W 70-47

Neutral



### NORTH CAROLINA STATE WOLFPACK









## SERIES VS. ALL-TIME OPPONENTS

2/23/1979	W	107-67	Provo, UT
2/18/1978	W	92-72	Flagstaff, AZ
2/19/1977	W	77-36	Flagstaff, AZ
2/28/1976	W	96-26	Provo, UT
2/21/1975	W	78-25	Provo, UT



### NORTHERN COLORADO BEARS

Overall Series Record: BYU leads 5-4			
BYU Record in Provo: 4-0			
BYU Record at Northern Colorado: 1-4			
BYU Record at Neutral Sites: Never Played			
12/21/2018	W	70-50	Provo, UT
11/30/2017	L	74-79	Greeley, CO
3/3/1979	W	98-49	Provo, UT
2/25/1978	W	77-71	Greeley, CO
1/13/1978	W	75-62	Provo, UT
1/21/1977	L	66-67	Greeley, CO
1/30/1976	W	73-61	Provo, UT
2/7/1975	L	66-68	Greeley, CO
2/23/1974	L	38-40	Greeley, CO



### NORTHERN IOWA PANTHERS

Overall Series Record: Tied 1-1			
BYU Record in Provo: 1-0			
BYU Record at Northern Iowa: 0-1			
BYU Record at Neutral Sites: Never Played			
12/7/2000	W	69-68	Provo, UT
12/11/1999	L	45-70	Cedar Falls, IA



### NORTHEASTERN HUSKIES

Overall Series Record: BYU leads 1-0			
BYU Record in Provo: Never Played			
BYU Record at Northeastern: 1-0			
BYU Record at Neutral Sites: Never Played			
1/13/1988	W	84-71	Boston, MA



### NORTHWESTERN WILDCATS

Overall Series Record: BYU trails 0-3			
BYU Record in Provo: Never Played			
BYU Record at Northwestern: 0-1			
BYU Record at Neutral Sites: 0-2			
11/27/2010	L	64-65	Neutral
12/22/1990	L	72-95	Neutral
12/2/1988	L	77-107	Cook County, IL



### NOTRE DAME FIGHTING IRISH

Overall Series Record: BYU trails 1-0			
BYU Record in Provo: Never Played			

BYU Record at Notre Dame: Never Played			
BYU Record at Neutral Sites: 0-1			
12/5/1987	L	69-81	Neutral



### OHIO STATE BUCKEYES

Overall Series Record: BYU leads 1-0			
BYU Record in Provo: Never Played			
BYU Record at Ohio State: Never Played			
BYU Record at Neutral Sites: 1-0			
11/24/1979	W	88-85	Neutral



### OKLAHOMA SOONERS

Overall Series Record: BYU trails 2-8			
BYU Record in Provo: 2-3			
BYU Record at Oklahoma: 0-3			
BYU Record at Neutral Sites: 0-2			
1/3/2024	L	63-75	Provo, UT
11/15/2022	L	66-77	Provo, UT
12/10/2021	L	91-99	Norman, OK
11/19/2016	L	61-68	Provo, UT
11/19/2015	L	47-73	Norman, OK
3/20/2006	L	70-86	Neutral
3/18/2000	L	81-86	Neutral
11/20/1999	W	80-77	Provo, UT
12/30/1989	W	108-77	Provo, UT
1/9/1989	L	81-103	Norman, OK



### OKLAHOMA STATE COWGIRLS

Overall Series Record: Oklahoma State leads 1-3			
BYU Record in Provo: 1-0			
BYU Record at Oklahoma State: 0-3			
BYU Record at Neutral Sites: 1-2			
1/17/2024*	L	50-82	Stillwater, OK
12/29/1990	W	82-75	Provo, UT
12/1/1989	L	64-95	Neutral
11/24/1989	L	69-83	Stillwater, OK
* Big 12 Conference Game			



### OLD DOMINION MONARCHS

Overall Series Record: BYU trails 0-1			
BYU Record in Provo: Never Played			
BYU Record at Old Dominion: Never Played			
BYU Record at Neutral Sites: 0-1			
3/15/1980	L	66-88	Neutral



### ORAL ROBERTS GOLDEN EAGLES

Overall Series Record: BYU leads 1-0			
--------------------------------------	--	--	--

BYU Record in Provo: Never Played			
BYU Record at Oral Roberts: 1-0			
BYU Record at Neutral Sites: Never Played			
1/10/1989	W	100-87	Tulsa, OK



### OREGON DUCKS

Overall Series Record: BYU trails 3-8			
BYU Record in Provo: 3-1			
BYU Record at Oregon: 0-5			
BYU Record at Neutral Sites: 0-2			
11/21/2008	W	67-45	Provo, UT
12/30/2006	L	61-70	Eugene, OR
12/7/2002	L	77-80	Neutral
12/12/2001	W	74-58	Provo, UT
11/27/1998	L	56-74	Away
12/20/1996	L	70-82	Neutral
12/17/1994	L	69-82	Provo, UT
12/9/1992	L	63-77	Away
12/16/1988	L	61-72	Away
12/21/1985	L	66-95	Away
12/29/1984	W	98-67	Provo, UT



### OREGON STATE BEAVERS

Overall Series Record: BYU trails 4-8			
BYU Record in Provo: 1-2			
BYU Record at Oregon State: 2-1			
BYU Record at Neutral Sites: 1-5			
12/19/2019	L	34-65	Neutral
12/3/2016	L	56-65	Neutral
11/29/2014	L	61-71	Neutral
3/16/2001*	W	78-63	Corvallis, OR
12/14/1995	L	52-89	Provo, UT
11/26/1993	L	68-100	Neutral
12/10/1992	W	74-60	Corvallis, OR
12/17/1988	L	61-84	Corvallis, OR
12/21/1987	W	92-86	Provo, UT
11/23/1983	L	72-76	Provo, UT
12/16/1980	L	65-95	Neutral
3/17/1979	W	74-68	Neutral

\* WNIT

^ AIAW Western Sectional Championships



### PACIFIC TIGERS

Overall Series Record: BYU trails 22-5			
BYU Record in Provo: 11-2			
BYU Record at Pacific: 9-1			
BYU Record at Neutral Sites: 2-3			
1/28/2023	L	66-79	Stockton, CA
12/29/2022	W	69-51	Provo, UT
2/26/2022	W	82-52	Stockton, CA
1/8/2022	W	94-68	Provo, UT





2/11/2021	W	65-52	Stockton, CA	2/27/2020	W	66-64	Provo, UT	12/30/2005	W	64-55	Provo, UT
1/26/2021	W	81-60	Provo, UT	12/30/2019	W	65-47	Los Angeles, CA	11/30/2004	W	70-35	Portland, OR
2/15/2020	W	65-54	Provo, UT	3/11/2019	W	68-63	Neutral	1/2/1999	L	57-62	Provo, UT
1/16/2020	W	76-66	Stockton, CA	2/2/2019	L	65-79	Los Angeles, CA	11/15/1997	L	63-87	Portland, OR
2/9/2019	W	75-49	Provo, UT	1/3/2019	W	83-58	Provo, UT	12/28/1996	L	69-92	Provo, UT
1/10/2019	W	77-74	Stockton, CA	2/15/2018	W	78-43	Provo, UT	11/25/1995	L	61-79	Portland, OR
1/27/2018	L	76-83	Stockton, CA	1/11/2018	W	73-67	Los Angeles, CA	12/11/1992	W	76-69	Portland, OR
1/6/2018	W	77-65	Provo, UT	2/9/2017	W	88-49	Provo, UT	12/14/1991	W	95-68	Provo, UT
1/21/2017	W	68-50	Provo, UT	1/19/2017	W	73-47	Los Angeles, CA	12/5/1986	W	92-60	Neutral
1/7/2017	W	68-55	Stockton, CA	3/4/2016	W	72-59	Neutral	12/1/1984	W	60-59	Portland, OR
2/4/2016	W	67-57	Stockton, CA	1/30/2016	W	77-66	Los Angeles, CA				
1/2/2016	W	79-62	Provo, UT	1/23/2016	W	69-64	Provo, UT				
2/14/2015	L	82-86	Stockton, CA	2/5/2015	W	77-58	Provo, UT				
1/15/2015	W	89-72	Provo, UT	1/10/2015	W	84-78	Los Angeles, CA				
3/10/2014*	W	77-64	Neutral	3/7/2014	W	77-51	Neutral				
2/1/2014	W	88-57	Stockton, CA	2/20/2014	W	89-75	Los Angeles, CA				
1/2/2014	L	62-75	Provo, UT	12/30/2013	W	65-50	Home				
12/30/1998	W	59-50	Provo, UT	2/16/2013	W	67-44	Los Angeles, CA				
12/1/1997	W	57-48	Stockton, CA	1/12/2013	W	68-42	Home				
11/30/1994	W	66-59	Stockton, CA	2/2/2012	L	49-61	Los Angeles, CA				
12/4/1993	W	77-56	NEUTRAL	1/12/2012	W	80-56	Home				
12/19/1992	L	62-65	Provo, UT	3/18/2010	W	62-58	Home				
1/12/1982	W	93-74	Provo, UT	12/9/1983	W	98-78	Neutral				
				12/29/1979	L	66-67	Los Angeles, CA				

\* WCC Tournament



### PENN STATE NITTANY LIONS

Overall Series Record: BYU leads 1-0  
 BYU Record in Provo: Never Played  
 BYU Record at Penn State: Never Played  
 BYU Record at Neutral Sites: 1-0  
 11/28/2015 W 63-51 Neutral



### PENN QUAKERS

Overall Series Record: BYU leads 26-0  
 BYU Record in Provo: 1-0  
 BYU Record at Penn: Never Played  
 BYU Record at Neutral Sites: Never Played  
 12/28/1991 W 89-67 Provo, UT



### PEPPERDINE WAVES

Overall Series Record: BYU leads 26-5  
 BYU Record in Provo: 12-1  
 BYU Record at Pepperdine: 9-3  
 BYU Record at Neutral Sites: 5-1  
 3/3/2023 W 74-59 Neutral  
 2/9/2023 L 63-64 Provo, UT  
 1/14/2023 W 63-52 Los Angeles, CA  
 2/10/2022 W 104-53 Provo, UT  
 2/9/2021 W 57-43 Los Angeles, CA  
 2/4/2021 W 75-61 Provo, UT  
 3/7/2020 L 51-62 Neutral



### PORTLAND PILOTS

Overall Series Record: BYU leads 27-8  
 BYU Record in Provo: 12-4  
 BYU Record at Portland: 13-4  
 BYU Record at Neutral Sites: 2-0  
 2/27/2023 L 49-61 Provo, UT  
 12/19/2022 L 45-67 Portland, OR  
 3/7/2022 W 59-52 Neutral  
 2/3/2022 L 64-75 Portland, OR  
 2/20/2021 W 75-68 Provo, UT  
 1/30/2020 W 66-54 Portland, OR  
 1/4/2020 L 48-57 Provo, UT  
 2/14/2019 W 70-69 Portland, OR  
 1/19/2019 W 79-71 Provo, UT  
 2/22/2018 W 73-35 Provo, UT  
 12/28/2017 W 72-58 Portland, OR  
 2/23/2017 W 73-60 Provo, UT  
 2/4/2017 W 77-38 Portland, OR  
 2/25/2016 W 84-59 Portland, OR  
 1/16/2016 W 78-66 Provo, UT  
 2/26/2015 W 65-63 Provo, UT  
 12/29/2014 W 83-79 Portland, OR  
 2/13/2014 W 67-43 Provo, UT  
 1/11/2014 W 75-68 Portland, OR  
 3/2/2013 W 77-63 Portland, OR  
 2/21/2013 W 79-64 Provo, UT  
 1/21/2012 W 76-55 Provo, UT  
 1/2/2012 W 79-53 Portland, OR  
 12/31/2009 W 69-57 Provo, UT  
 1/3/2009 W 65-37 Portland, OR



### PRAIRIE VIEW A&M

Overall Series Record: BYU leads 1-0  
 BYU Record in Provo: Never Played  
 BYU Record at Prairie View A&M: Never Played  
 BYU Record at Neutral Sites: 1-0  
 11/25/1989 W 66-64 Neutral



### PROVIDENCE FRIARS

Overall Series Record: BYU trails 0-1  
 BYU Record in Provo: Never Played  
 BYU Record at Providence: 0-1  
 BYU Record at Neutral Sites: Never Played  
 1/14/1988 L 99-108 Providence, RI



### PURDUE BOILERMAKERS

Overall Series Record: BYU trails 0-2  
 BYU Record in Provo: 0-1  
 BYU Record at Purdue: 0-1  
 BYU Record at Neutral Sites: Never Played  
 1/3/1990 L 83-96 Provo, UT  
 11/25/1988 L 59-86 West Lafayette, IN



### RICE OWLS

Overall Series Record: BYU leads 1-3  
 BYU Record in Provo: 0-2







# SERIES VS. ALL-TIME OPPONENTS

BYU Record at Rice: 1-0

BYU Record at Neutral Sites: 1-0

3/17/2023#	L	67-71	Provo, UT
3/6/1998	L	57-65	Neutral
2/20/1997	L	81-92	Provo, UT
1/25/1997	W	76-68	Houston, TX
# WNIT			



## RICKS COLLEGE VIKINGS

Overall Series Record: BYU leads 2-0

BYU Record in Provo: 1-0

BYU Record at Ricks College: 1-0

BYU Record at Neutral Sites: Never Played

1/26/1974	W	67-17	Provo, UT
1/17/1974	W	58-37	Rexburg, ID



## RUTGERS SCARLET KNIGHTS

Overall Series Record: BYU leads 1-0

BYU Record in Provo: Never Played

BYU Record at Rutgers: Never Played

BYU Record at Neutral Sites: 1-0

3/22/2021	W	69-66	Neutral
-----------	---	-------	---------



## SACRED HEART PIONEERS

Overall Series Record: BYU trails 0-1

BYU Record in Provo: Never Played

BYU Record at Sacred Heart: 0-1

BYU Record at Neutral Sites: Never Played

12/1/2007	L	44-49	Fairfield, CT
-----------	---	-------	---------------



## SAINT JOSEPH'S HAWKS

Overall Series Record: BYU leads 2-1

BYU Record in Provo: Never Played

BYU Record at Saint Joseph's: 1-0

BYU Record at Neutral Sites: 1-1

11/25/2016	W	71-56	Neutral
11/26/1988	L	79-101	Neutral
12/15/1979	W	91-67	Philadelphia, PA



## SAINT LOUIS BILLIKENS

Overall Series Record: BYU leads 1-0

BYU Record in Provo: Never Played

BYU Record at Saint Louis: Never Played

BYU Record at Neutral Sites: 1-0

11/21/2023	W	87-66	Laie, HI
------------	---	-------	----------



## SAINT MARY'S GAELS

Overall Series Record: BYU leads 17-10

BYU Record in Provo: 10-3

BYU Record at Saint Mary's: 6-6

BYU Record at Neutral Sites: 1-1

1/26/2023	W	74-59	Moraga, CA
12/31/2022	W	66-41	Provo, UT
2/12/2022	W	84-69	Moraga, CA
1/13/2022	W	78-36	Provo, UT
2/13/2021	W	79-61	Moraga, CA
1/14/2021	W	80-63	Provo, UT
2/13/2020	W	60-39	Provo, UT
1/18/2020	W	65-55	Moraga, CA
2/7/2019	L	75-78	Provo, UT
1/12/2019	W	74-73	Moraga, CA
1/25/2018	W	63-54	Provo, UT
12/30/2017	L	49-57	Moraga, CA
3/6/2017	L	49-59	Neutral
2/18/2017	L	58-64	Moraga, CA
1/5/2017	W	70-65	Provo, UT
2/6/2016	W	65-44	Moraga, CA
12/31/2015	W	65-59	Provo, UT
3/5/2015	W	65-64	Neutral
2/12/2015	L	71-76	Moraga, CA
1/17/2015	L	51-61	Provo, UT
1/30/2014	L	70-75	Moraga, CA
1/4/2014	W	69-67	Provo, UT
3/27/2013	L	55-59	Provo, UT
2/9/2013	L	52-64	Moraga, CA
1/31/2013	W	66-58	Provo, UT
2/4/2012	W	83-47	Provo, UT
12/31/2011	L	48-54	Moraga, CA



## SAN DIEGO TOREROS

Overall Series Record: BYU leads 18-9

BYU Record in Provo: 10-1

BYU Record at San Diego: 5-7

BYU Record at Neutral Sites: 3-1

2/4/2023	L	49-52	San Diego, CA
1/7/2023	W	63-49	Provo, UT
1/24/2022	W	70-48	Provo, UT
1/22/2022	W	74-63	San Diego, CA
1/4/2021	L	56-58	San Diego, CA
2/8/2020	L	45-51	San Diego, CA
1/11/2020	W	52-36	Provo, UT
2/23/2019	W	80-68	Provo, UT
1/26/2019	W	65-56	San Diego, CA
3/1/2018	L	56-61	Neutral
2/17/2018	L	60-66	Provo, UT
1/20/2018	L	69-60	San Diego, CA
3/3/2017	W	75-66	Neutral
2/16/2017	W	65-47	San Diego, CA
1/14/2017	W	81-63	Provo, UT

2/18/2016	W	68-60	Provo, UT
12/23/2015	L	65-78	San Diego, CA
2/21/2015	L	59-69	San Diego, CA
1/24/2015	W	54-50	Provo, UT
3/1/2014	W	71-58	Provo, UT
1/18/2014	L	45-60	San Diego, CA
2/7/2013	W	53-48	Provo, UT
1/10/2013	W	57-54	San Diego, CA
3/3/2012	W	64-46	Neutral
2/18/2012	W	64-50	Provo, UT
1/14/2012	W	62-53	San Diego, CA
12/4/2010	W	70-44	Neutral



## SAN DIEGO STATE AZTECS

Overall Series Record: BYU leads 29-14

BYU Record in Provo: 17-3

BYU Record at San Diego State: 11-11

BYU Record at Neutral Sites: 1-0

3/23/2013	W	69-58	Provo, UT
2/26/2011	W	56-52	Provo, UT
1/26/2011	W	65-55	San Diego, CA
3/12/2010	L	47-77	San Diego, CA
2/24/2010	L	71-73	San Diego, CA
1/23/2010	W	73-63	Provo, UT
2/25/2009	L	47-59	Provo, UT
1/24/2009	L	36-56	San Diego, CA
2/23/2008	W	46-43	Provo, UT
1/23/2008	L	39-62	San Diego, CA
2/24/2007	W	65-41	Provo, UT
1/25/2007	W	54-49	San Diego, CA
2/22/2006	W	67-49	San Diego, CA
1/21/2006	W	64-39	Provo, UT
3/5/2005	W	69-61	San Diego, CA
2/3/2005	W	62-49	Provo, UT
3/4/2004	W	56-45	Provo, UT
2/7/2004	W	82-50	San Diego, CA
2/22/2003	W	87-56	Provo, UT
1/23/2003	W	61-46	San Diego, CA
3/2/2002	W	72-56	San Diego, CA
1/31/2002	W	67-41	Provo, UT
2/10/2001	W	76-53	Provo, UT
1/11/2001	L	61-63	San Diego, CA
3/8/2000	W	78-37	Neutral
2/12/2000	W	84-58	Provo, UT
1/15/2000	W	60-37	San Diego, CA
2/13/1999	W	66-53	San Diego, CA
1/16/1999	W	72-71	Provo, UT
2/24/1996	W	78-61	Provo, UT
1/11/1996	L	59-85	San Diego, CA
2/23/1995	L	63-87	San Diego, CA
1/14/1995	L	55-63	Provo, UT
2/24/1994	W	68-66	Provo, UT
1/15/1994	L	56-74	San Diego, CA
3/4/1993	L	57-73	San Diego, CA
2/6/1993	W	83-73	Provo, UT





3/5/1992	W	66-65	Provo, UT	BYU Record at Neutral Sites: 2-2		
2/8/1992	W	84-76	San Diego, CA	12/18/2019	W	75-56
2/7/1991	L	80-83	Provo, UT	2/20/1999	W	74-48
1/10/1991	L	70-74	San Diego, CA	1/23/1999	W	81-38
11/28/1981	L	55-75	San Diego, CA	12/18/1980	L	67-70
12/23/1977	W	70-60	San Diego, CA	11/23/1979	L	86-92
				12/1/1978	W	85-78



### SAN FRANCISCO DONS

Overall Series Record: BYU leads 26-8  
BYU Record in Provo: 13-1  
BYU Record at San Francisco: 8-6  
BYU Record at Neutral Sites: 5-1

3/4/2023^	W	66-56	Neutral
2/18/2023*	L	59-72	San Francisco, CA
1/19/2023*	W	78-59	Provo, UT
1/29/2022*	W	99-58	Provo, UT
1/6/2022*	W	76-64	San Francisco, CA
3/8/2021^	W	85-55	Neutral
2/27/2021*	L	72-86	San Francisco, CA
12/28/2020*	W	70-46	Provo, UT
2/22/2020*	L	58-60	San Francisco, CA
1/23/2020*	W	57-44	Provo, UT
2/28/2019*	W	82-59	Provo, UT
12/31/2018*	W	67-59	San Francisco, CA
2/10/2018*	L	73-76	San Francisco, CA
1/4/2018*	W	70-66	Provo, UT
2/11/2017*	W	73-61	Provo, UT
1/12/2017*	L	63-70	San Francisco, CA
3/8/2016^	L	68-70	Neutral
2/11/2016*	W	65-62	Provo, UT
1/9/2016*	W	66-57	San Francisco, CA
3/10/2015^	W	76-65	Neutral
1/29/2015*	W	68-63	San Francisco, CA
1/3/2015*	W	65-62	Provo, UT
2/8/2014*	W	73-66	San Francisco, CA
1/23/2014*	W	81-47	Provo, UT
1/26/2013*	L	56-65	San Francisco, CA
1/5/2013*	W	80-58	Provo, UT
2/16/2012*	L	64-71	Provo, UT
1/7/2012*	W	76-67	San Francisco, CA
12/4/2009	W	72-60	Neutral
1/3/2004	W	59-54	Provo, UT
12/5/2002	W	68-65	San Francisco, CA
1/13/1987	W	69-66	San Francisco, CA
11/24/1984	W	119-81	Provo, UT
3/12/1980	W	92-58	Neutral

\* West Coast Conference Game

^ West Coast Conference Tournament



### SAN JOSE STATE SPARTANS

Overall Series Record: BYU leads 4-2  
BYU Record in Provo: 1-0  
BYU Record at San Jose State: 1-0



### SANTA CLARA BRONCOS

Overall Series Record: BYU leads 25-4  
BYU Record in Provo: 12-1  
BYU Record at Santa Clara: 12-3  
BYU Record at Neutral Sites: 1-2

3/21/2024#	L	59-60	Santa Clara, CA
2/16/2023*	W	78-72	Santa Clara, CA
1/21/2023*	L	59-69	Provo, UT
2/24/2022*	W	103-66	Santa Clara, CA
1/27/2022*	W	76-44	Provo, UT
2/25/2021*	W	66-63	Santa Clara, CA
12/30/2020*	W	76-50	Provo, UT
2/20/2020*	W	60-51	Santa Clara, CA
1/25/2020*	W	71-48	Provo, UT
3/2/2019*	W	69-64	Provo, UT
12/29/2018*	W	54-44	Santa Clara, CA
2/8/2018*	W	55-34	Santa Clara, CA
1/13/2018*	W	65-47	Provo, UT
1/26/2017*	W	72-66	Provo, UT
12/29/2016*	L	63-64	Santa Clara, CA
3/7/2016^	W	87-67	Neutral
2/13/2016*	W	70-63	Provo, UT
1/7/2016*	W	68-63	Santa Clara, CA
1/31/2015*	W	58-56	Santa Clara, CA
1/1/2015*	W	84-55	Provo, UT
2/6/2014*	W	87-80	Santa Clara, CA
1/25/2014*	W	61-44	Provo, UT
2/14/2013*	W	65-42	Provo, UT
2/2/2013*	W	65-48	Santa Clara, CA
2/23/2012*	W	84-57	Provo, UT
1/28/2012*	W	74-64	Santa Clara, CA
11/22/2006	W	77-63	Provo, UT
12/4/2003	W	75-63	Santa Clara, CA
12/5/1998	L	64-76	Santa Clara, CA

# WNIT

\* West Coast Conference Game

^ West Coast Conference Tournament



### SEATTLE REDHAWKS

Overall Series Record: BYU leads 2-0  
BYU Record in Provo: 1-0  
BYU Record at Seattle: 1-0  
BYU Record at Neutral Sites: Never Played

12/20/2012	W	70-62	Provo, UT
1/25/2012	W	69-55	Seattle, WA



### SETON HALL PIRATES

Overall Series Record: BYU leads 2-0  
BYU Record in Provo: 1-0  
BYU Record at Seton Hall: 1-0  
BYU Record at Neutral Sites: Never Played

11/23/2007	W	47-43	Provo, UT
12/3/2005	W	54-50	South Orange, NJ



### SIENA SAINTS

Overall Series Record: Tied 1-1  
BYU Record in Provo: 0-1  
BYU Record at Siena: Never Played  
BYU Record at Neutral Sites: 1-0

12/30/1993	L	69-75	Provo, UT
11/22/1991	W	76-41	Neutral



### SMU MUSTANGS

Overall Series Record: BYU trails 1-5  
BYU Record in Provo: 1-1  
BYU Record at SMU: 0-2  
BYU Record at Neutral Sites: 0-2

12/8/2001	L	83-92	Dallas, TX
12/30/2000	W	72-58	Provo, UT
3/3/1999	L	60-75	Neutral
2/15/1997	L	54-68	Dallas, TX
1/16/1997	L	62-85	Provo, UT
11/26/1994	L	74-88	Neutral



### SNOW COLLEGE BADGERS

Overall Series Record: BYU leads 1-0  
BYU Record in Provo: 1-0  
BYU Record at Snow College: Never Played  
BYU Record at Neutral Sites: Never Played

2/29/1980	W	96-68	Provo, UT
-----------	---	-------	-----------



### SOUTH ALABAMA JAGUARS

Overall Series Record: BYU leads 1-0  
BYU Record in Provo: Never Played  
BYU Record at South Alabama: Never Played  
BYU Record at Neutral Sites: 1-0

11/29/1991	W	77-70	Neutral
------------	---	-------	---------



### SOUTH DAKOTA STATE JACKRABBITS

Overall Series Record: Tied 1-1







## SERIES VS. ALL-TIME OPPONENTS

BYU Record in Provo: 1-0

BYU Record at South Dakota State: 0-1

BYU Record at Neutral Sites: Never Played

11/14/2014	L	65-75	Brookings, SD
11/8/2013	W	81-53	Provo, UT



### SOUTHEASTERN LOUISIANA LIONS

Overall Series Record: BYU trails 0-1

BYU Record in Provo: Never Played

BYU Record at Southeastern Louisiana: Never Played

BYU Record at Neutral Sites: 0-1

11/30/1990	L	78-82	Neutral
------------	---	-------	---------



### SOUTHEAST MISSOURI STATE REDHAWKS

Overall Series Record: BYU leads 1-0

BYU Record in Provo: Never Played

BYU Record at Southeast Missouri: Never Played

BYU Record at Neutral Sites: 1-0

12/10/2004	W	62-52	Neutral
------------	---	-------	---------



### SOUTHERN UTAH THUNDERBIRDS

Overall Series Record: BYU leads 20-4

BYU Record in Provo: 11-2

BYU Record at Southern Utah: 8-2

BYU Record at Neutral Sites: 1-0

12/18/2020	W	84-74	Cedar City, UT
11/27/2018	L	64-67	Cedar City, UT
11/10/2017	W	75-67	Provo, UT
12/8/2011	W	82-49	Provo, UT
11/24/2009	W	72-39	Cedar City, UT
11/28/2008	W	70-64	Provo, UT
11/19/2004	W	76-56	Provo, UT
12/30/2003	L	70-72	Provo, UT
12/3/2002	W	75-49	Cedar City, UT
12/29/2001	W	78-68	Provo, UT
11/28/2000	W	64-57	Cedar City, UT
12/29/1999	W	58-53	Provo, UT
11/24/1998	W	87-80	Cedar City, UT
11/25/1997	W	76-67	Provo, UT
12/10/1996	L	65-79	Cedar City, UT
11/24/1995	W	76-68	Neutral
12/1/1992	W	89-74	Provo, UT
1/4/1992	W	85-72	Cedar City, UT
1/22/1991	W	105-79	Cedar City, UT
12/9/1988	L	82-85	Provo, UT
2/13/1982	W	96-68	Cedar City, UT
12/4/1981	W	110-42	Provo, UT
1/27/1981	W	81-40	Provo, UT
2/28/1980	W	93-56	Provo, UT



### ST. JOHN'S RED STORM

Overall Series Record: BYU leads 1-0

BYU Record in Provo: Never Played

BYU Record at St. John's: 1-0

BYU Record at Neutral Sites: Never Played

12/13/1979	W	84-80	Queens, NY
------------	---	-------	------------



### STANFORD CARDINAL

Overall Series Record: BYU trails 2-3

BYU Record in Provo: 0-1

BYU Record at Stanford: 2-2

BYU Record at Neutral Sites: Never Played

3/25/2019	L	63-72	Stanford, CA
11/13/2006	W	55-52	Stanford, CA
12/21/1990	L	64-105	Stanford, CA
11/27/1987	L	83-84	Provo, UT
1/15/1987	W	94-82	Stanford, CA



### STONY BROOK SEAWOLVES

Overall Series Record: BYU leads 1-0

BYU Record in Provo: Never Played

BYU Record at Stony Brook: 0-1

BYU Record at Neutral Sites: Never Played

11/30/2005	W	77-54	Stony Brook, NY
------------	---	-------	-----------------



### SYRACUSE ORANGE

Overall Series Record: BYU leads 1-0

BYU Record in Provo: Never Played

BYU Record at Syracuse: Never Played

BYU Record at Neutral Sites: 1-0

12/3/2011	W	83-59	Neutral
-----------	---	-------	---------



### TCU HORNED FROGS

Overall Series Record: BYU leads 11-10

BYU Record in Provo: 5-4

BYU Record at TCU: 4-6

BYU Record at Neutral Sites: 2-0

2/21/2024*	L	58-68	Provo, UT
12/30/2023*	L	67-81	Fort Worth, TX
11/23/2018	W	61-58	Neutral
2/19/2011^	W	70-60	Provo, UT
1/19/2011^	L	51-54	Fort Worth, TX
3/6/2010^	W	70-65	Provo, UT
2/3/2010^	L	40-64	Fort Worth, TX
2/14/2009^	L	75-55	Provo, UT
1/13/2009^	W	62-46	Fort Worth, TX

3/8/2008^	L	61-72	Provo, UT
2/5/2008^	L	54-73	Fort Worth, TX
3/3/2007^	L	48-62	Fort Worth, TX
2/1/2007^	W	69-65	Provo, UT
3/10/2006!	W	63-53	Neutral
2/25/2006^	W	73-56	Provo, UT
1/25/2006^	W	67-64	Fort Worth, TX
11/29/2003	L	74-79	Provo, UT
12/22/2001	W	74-71	Fort Worth, TX
2/13/1997	W	73-57	Fort Worth, TX
1/18/1997	W	88-81	Provo, UT
12/11/1987	L	74-80	Fort Worth, TX

\* Big 12 Conference Game

^ Mountain West Conference Game

! Mountain West Conference Tournament Game



### TENNESSEE LADY VOLS

Overall Series Record: BYU trails 0-1

BYU Record in Provo: Never Played

BYU Record at Tennessee: Never Played

BYU Record at Neutral Sites: 0-1

3/23/2002	L	57-68	Neutral
-----------	---	-------	---------



### TEXAS LONGHORNS

Overall Series Record: BYU trails 1-6

BYU Record in Provo: 1-2

BYU Record at Texas: 0-4

BYU Record at Neutral Sites: Never Played

3/2/2024	L	46-71	Austin, TX
11/22/2002	W	79-63	Provo, UT
11/20/2001	L	74-90	Austin, TX
1/6/1995	L	60-74	Provo, UT
12/17/1993	L	82-95	Austin, TX
1/24/1986	L	78-111	Provo, UT
1/31/1985	L	59-101	Austin, TX



### TEXAS A&M AGGIES

Overall Series Record: BYU leads 1-0

BYU Record in Provo: Never Played

BYU Record at Texas A&M: Never Played

BYU Record at Neutral Sites: 1-0

12/5/2015	W	72-64	Neutral
-----------	---	-------	---------



### TEXAS A&M - KINGSVILLE JAVELINAS

Overall Series Record: BYU leads 1-0

BYU Record in Provo: 1-0

BYU Record at Texas A&M - Kingsville: Never Played

BYU Record at Neutral Sites: Never Played

11/14/2019	W	90-38	Provo, UT
------------	---	-------	-----------





### TEXAS STATE BOBCATS

Overall Series Record: Tied 1-1		
BYU Record in Provo: 1-0		
BYU Record at Texas State: 0-1		
BYU Record at Neutral Sites: Never Played		
12/18/1995	W	65-60 Provo, UT
12/18/1993	L	68-78 San Marcos, TX



### TEXAS TECH LADY RAIDERS

Overall Series Record: Tied 2-2		
BYU Record in Provo: 2-0		
BYU Record at Texas Tech: 0-1		
BYU Record at Neutral Sites: 0-1		
1/20/2024*	W	60-48 Provo, UT
12/30/1988	W	76-74 Provo, UT
12/10/1987	L	71-74 Lubbock, Texas
12/15/1984	L	76-92 Neutral

\* Big 12 Conference Game



### TOLEDO ROCKETS

Overall Series Record: BYU trails 0-2		
BYU Record in Provo: Never Played		
BYU Record at Toledo: Never Played		
BYU Record at Neutral Sites: 0-2		
12/21/1996	L	69-85 Neutral
11/29/1996	L	64-83 Neutral



### TROY TROJANS

Overall Series Record: BYU trails 0-1		
BYU Record in Provo: Never Played		
BYU Record at Troy: Never Played		
BYU Record at Neutral Sites: 0-1		
11/19/2022	L	62-68 Neutral



### TULANE GREEN WAVE

Overall Series Record: BYU trails 0-1		
BYU Record in Provo: Never Played		
BYU Record at Tulane: 0-1		
BYU Record at Neutral Sites: Never Played		
12/10/1981	L	61-69 New Orleans, LA



### TULSA GOLDEN HURRICANE

Overall Series Record: BYU leads 8-0		
BYU Record in Provo: 3-0		

BYU Record at Tulsa: 3-0		
BYU Record at Neutral Sites: 2-0		
11/26/2016	W	71-56 Neutral
12/15/2012	W	70-48 Provo, UT
11/14/2011	W	64-61 Tulsa, OK
3/1/1999	W	78-59 Neutral
2/26/1998	W	76-57 Provo, UT
2/7/1998	W	71-55 Tulsa, OK
2/22/1997	W	93-83 Provo, UT
1/23/1997	W	84-63 Tulsa, OK



### UC IRVINE ANTEATERS

Overall Series Record: BYU leads 2-0		
BYU Record in Provo: 1-0		
BYU Record at UC Irvine: 1-0		
BYU Record at Neutral Sites: Never Played		
12/2/1989	W	70-67 Irvine, CA
12/29/1983	W	91-78 Provo, UT



### UC RIVERSIDE HIGHLANDERS

Overall Series Record: BYU leads 3-0		
BYU Record in Provo: 2-0		
BYU Record at UC Riverside: 1-0		
BYU Record at Neutral Sites: Never Played		
11/9/2018	W	72-70 Provo, UT
12/20/2006	W	66-57 Provo, UT
12/7/2005	W	67-53 Riverside, CA



### UC SANTA BARBARA GAUCHOS

Overall Series Record: Tied 4-4		
BYU Record in Provo: 3-1		
BYU Record at UC Santa Barbara: 1-3		
BYU Record at Neutral Sites: Never Played		
12/18/2012	W	67-39 Provo, UT
11/9/2007	W	61-50 Santa Barbara, CA
11/26/2005	W	72-39 Provo, UT
1/2/2003	L	51-65 Santa Barbara, CA
12/3/1999	L	58-74 Provo, UT
12/3/1998	L	49-97 Santa Barbara, CA
12/20/1995	W	72-71 Provo, UT
3/17/1993	L	79-88 Santa Barbara, CA



### UCF KNIGHTS

Overall Series Record: BYU leads 1-0		
BYU Record in Provo: Never Played		
BYU Record at UCF: 1-0		
BYU Record at Neutral Sites: Never Played		
2/13/2024	W	64-60 Orlando, FL



### UCLA BRUINS

Overall Series Record: BYU trails 4-8		
BYU Record in Provo: 2-2		
BYU Record at UCLA: 2-4		
BYU Record at Neutral Sites: 0-2		
12/15/2007	W	68-58 Provo, UT
11/22/2005	W	71-67 Los Angeles, CA
11/27/2001	L	62-73 Los Angeles, CA
11/25/2000	W	68-53 Provo, UT
12/17/1987	L	69-77 Provo, UT
2/19/1986	W	81-68 Los Angeles, CA
11/24/1982	L	86-96 Provo, UT
11/27/1981	L	73-83 Los Angeles, CA
12/26/1979	L	80-92 Los Angeles, CA
12/2/1978	L	79-87 San Francisco, CA
3/17/1978*	L	57-102 Long Beach, CA
12/22/1977	L	62-116 Los Angeles, CA
*AIAW Sectionals		



### UCONN HUSKIES

Overall Series Record: BYU trails 0-3		
BYU Record in Provo: 0-1		
BYU Record at UConn: 0-1		
BYU Record at Neutral Sites: 0-1		
3/29/2014#	L	51-70 Neutral
11/25/2008	L	47-96 Provo, UT
11/29/2007	L	34-80 Mansfield, CT
# NCAA Tournament		



### UNLV REBELS

Overall Series Record: BYU leads 30-12		
BYU Record in Provo: 16-2		
BYU Record at UNLV: 11-9		
BYU Record at Neutral Sites: 3-1		
12/2/2016	W	63-54 Neutral
12/4/2014	W	76-61 Provo, UT
11/12/2013	W	71-64 Las Vegas, NV
2/5/2011*	W	79-44 Las Vegas, NV
1/5/2011*	W	75-64 Provo, UT
2/6/2010*	W	76-60 Provo, UT
1/6/2010*	W	71-61 Las Vegas, NV
3/10/2009!	L	58-66 Neutral
2/21/2009*	W	53-52 Provo, UT
1/21/2009*	W	67-62 Las Vegas, NV
2/16/2008*	L	68-73 Las Vegas, NV
1/16/2008*	W	67-55 Provo, UT
2/21/2007*	L	71-76 Las Vegas, NV
1/20/2007*	W	64-59 Las Vegas, NV
2/11/2006*	W	55-51 Las Vegas, NV
1/11/2006*	W	77-58 Provo, UT
3/3/2005*	W	48-45 Las Vegas, NV





# SERIES VS. ALL-TIME OPPONENTS

2/5/2005*	W	74-48	Provo, UT	12/9/2017	W	77-68	Provo, UT	3/13/1992	L	69-78	Salt Lake City, UT
3/10/2004!	L	57-60	Las Vegas, NV	12/10/2016	L	60-77	Salt Lake City, UT	2/29/1992@	W	69-68	Provo, UT
3/6/2004*	L	59-67	Provo, UT	12/12/2015	W	73-59	Provo, UT	1/31/1992@	L	70-93	Salt Lake City, UT
2/5/2004*	L	64-77	Las Vegas, NV	12/13/2014	W	60-56	Salt Lake City, UT	2/28/1991@	L	73-89	Salt Lake City, UT
3/12/2003!	W	66-64	Las Vegas, NV	12/14/2013	L	74-82	Provo, UT	2/2/1991@	L	58-93	Provo, UT
2/20/2003*	W	63-51	Provo, UT	12/8/2012	W	53-48	Salt Lake City, UT	3/3/1990@	W	64-63	Provo, UT
1/25/2003*	L	69-73	Las Vegas, NV	12/10/2011	W	63-58	Provo, UT	1/27/1990@	L	61-76	Salt Lake City, UT
3/9/2002!	W	61-46	Neutral	3/11/2011#	L	49-50	Neutral	2/17/1989%	L	64-81	Salt Lake City, UT
2/28/2002*	W	64-48	Provo, UT	2/12/2011^	W	61-58	Salt Lake City, UT	2/4/1989%	L	62-81	Provo, UT
2/2/2002*	W	72-61	Provo, UT	1/12/2011^	W	68-50	Provo, UT	2/26/1988%	L	75-94	Provo, UT
3/7/2001!	W	62-54	Neutral	3/3/2010#	W	54-37	Provo, UT	2/10/1988%	L	60-77	Salt Lake City, UT
2/8/2001*	W	89-83	Provo, UT	1/30/2010^	W	69-52	Salt Lake City, UT	2/24/1987%	L	64-79	Salt Lake City, UT
1/13/2001*	L	50-61	Las Vegas, NV	2/28/2009^	L	54-59	Salt Lake City, UT	2/7/1987%	L	74-87	Provo, UT
2/10/2000*	W	98-81	Provo, UT	1/28/2009^	L	55-63	Provo, UT	1/3/1987%	L	73-75	Neutral
1/13/2000*	W	84-75	Las Vegas, NV	2/19/2008^	L	45-82	Salt Lake City, UT	3/8/1986%	L	71-72	Salt Lake City, UT
2/21/1998^	W	65-61	Las Vegas, NV	1/19/2008^	L	49-80	Provo, UT	2/8/1986%	W	106-99	Provo, Utah
1/22/1998^	W	66-54	Provo, UT	3/9/2007#	W	55-49	Neutral	1/2/1986%	W	82-68	Salt Lake City, Utah
2/10/1984	W	89-84	Provo, UT	2/28/2007^	W	59-55	Provo, UT	3/7/1985%	L	84-86	Salt Lake City, Utah
1/20/1984	L	72-77	Las Vegas, NV	1/27/2007^	L	54-64	Salt Lake City, UT	2/8/1985%	W	87-65	Provo, Utah
2/12/1982	W	89-75	Las Vegas, NV	3/11/2006#	L	60-84	Neutral	1/4/1985%	L	75-77	Provo, Utah
1/14/1981	W	98-85	Provo, UT	2/8/2006^	L	52-70	Provo, UT	3/10/1984%	W	75-70	Provo, Utah
2/27/1979	W	103-94	Provo, UT	1/7/2006^	W	61-60	Salt Lake City, UT	2/17/1984%	W	82-69	Salt Lake City, Utah
1/27/1979	L	90-98	Las Vegas, NV	3/11/2005#	L	48-64	Neutral	1/3/1984%	W	83-70	Neutral
2/15/1978	L	73-88	Las Vegas, NV	2/24/2005^	L	58-68	Salt Lake City, UT	3/5/1983%	L	88-93	Provo, Utah
2/1/1975	L	55-58	Provo, UT	1/29/2005^	L	53-61	Provo, UT	2/5/1983%	L	76-85	Salt Lake City, Utah

\* Mountain West Conference Game  
^ Mountain West Conference Game  
! Western Athletic Conference Game



## USC TROJANS

Overall Series Record: BYU trails 3-5  
BYU Record in Provo: 1-2  
BYU Record at USC: 1-2  
BYU Record at Neutral Sites: 1-1

3/23/2011	L	50-62	Provo, UT
12/6/2008	W	65-64	Neutral
12/18/2004	W	76-73	Provo, UT
11/29/2001	W	75-73	Los Angeles, CA
12/3/1986	L	89-93	Provo, UT
11/22/1985	L	53-102	Los Angeles, CA
3/16/1984	L	72-97	Los Angeles, CA
12/17/1980	L	79-102	Neutral



## UTAH UTES

Overall Series Record: 43-68  
BYU Record in Provo: 21-24  
BYU Record at Utah: 13-34  
BYU Record at Neutral Sites: 9-10

12/2/2023	L	68-87	Salt Lake City, UT
12/10/2022	L	59-76	Provo, UT
12/4/2021	W	85-80	Salt Lake City, UT
11/29/2019	L	73-77	Provo, UT
12/8/2018	L	67-78	Salt Lake City, UT

12/9/2017	W	77-68	Provo, UT
12/10/2016	L	60-77	Salt Lake City, UT
12/12/2015	W	73-59	Provo, UT
12/13/2014	W	60-56	Salt Lake City, UT
12/14/2013	L	74-82	Provo, UT
12/8/2012	W	53-48	Salt Lake City, UT
12/10/2011	W	63-58	Provo, UT
3/11/2011#	L	49-50	Neutral
2/12/2011^	W	61-58	Salt Lake City, UT
1/12/2011^	W	68-50	Provo, UT
3/3/2010#	W	54-37	Provo, UT
1/30/2010^	W	69-52	Salt Lake City, UT
2/28/2009^	L	54-59	Salt Lake City, UT
1/28/2009^	L	55-63	Provo, UT
2/19/2008^	L	45-82	Salt Lake City, UT
1/19/2008^	L	49-80	Provo, UT
3/9/2007#	W	55-49	Neutral
2/28/2007^	W	59-55	Provo, UT
1/27/2007^	L	54-64	Salt Lake City, UT
3/11/2006#	L	60-84	Neutral
2/8/2006^	L	52-70	Provo, UT
1/7/2006^	W	61-60	Salt Lake City, UT
3/11/2005#	L	48-64	Neutral
2/24/2005^	L	58-68	Salt Lake City, UT
1/29/2005^	L	53-61	Provo, UT
2/28/2004^	L	62-73	Salt Lake City, UT
1/31/2004^	L	62-66	Provo, UT
3/14/2003#	W	70-59	Neutral
3/1/2003^	L	66-71	Salt Lake City, UT
2/1/2003^	L	50-67	Provo, UT
2/23/2002^	W	62-53	Provo, UT
1/26/2002^	W	77-65	Salt Lake City, UT
3/9/2001#	W	57-50	Neutral
2/23/2001^	L	55-67	Provo, UT
1/27/2001^	L	57-67	Salt Lake City, UT
3/11/2000#	L	47-61	Neutral
2/26/2000^	W	46-41	Salt Lake City, UT
1/31/2000^	L	55-59	Provo, UT
2/6/1999@	L	51-53	Salt Lake City, UT
1/9/1999@	W	57-54	Provo, UT
3/4/1998	W	66-58	Neutral
2/4/1998@	W	70-64	Provo, UT
1/10/1998@	L	46-63	Salt Lake City, UT
3/5/1997	L	54-58	Neutral
2/6/1997@	L	58-70	Provo, UT
1/10/1997@	L	53-64	Salt Lake City, UT
3/7/1996	L	61-81	Neutral
3/1/1996@	L	64-78	Provo, UT
1/19/1996@	L	42-72	Salt Lake City, UT
3/8/1995	L	62-71	Neutral
2/3/1995@	L	45-78	Salt Lake City, UT
1/20/1995@	L	71-77	Provo, UT
3/4/1994@	W	62-58	Provo, UT
2/18/1994@	L	51-62	Salt Lake City, UT
3/13/1993	W	53-50	Neutral
2/26/1993@	W	75-66	Salt Lake City, UT
1/29/1993@	W	65-49	Provo, UT

\* Big 12 Conference Games

^ Mountain West Conference Game

# Mountain West Conference Tournament

@ Western Athletic Conference Game

% High Country Athletic Conference Game

\$ Intermountain Athletic Conference Game







### UTAH STATE AGGIES

Overall Series Record: 41-4  
BYU Record in Provo: 20-2  
BYU Record at Utah State: 17-2  
BYU Record at Neutral Sites: 4-0

12/5/2023	W	72-66
12/6/2022	W	64-54
11/23/2021	W	101-74
12/7/2020	W	87-66
11/26/2019	W	67-50
11/20/2018	W	62-57
12/6/2017	L	69-76
12/17/2016	W	60-40
11/24/2015	W	81-69
12/22/2014	W	62-58
12/21/2013	W	84-74
12/4/2012	W	81-77
12/17/2011	W	73-65
3/19/2011	W	102-63
11/23/2010	W	84-52
12/19/2009	W	61-48
12/13/2008	W	61-60
12/29/2007	W	70-64
2/26/1987	W	99-44
2/3/1987	W	116-67
1/2/1987	W	105-67
3/4/1986	W	112-59
2/6/1986	W	91-60
3/8/1985	W	119-67
2/9/1985	W	93-80
1/2/1984	W	89-54
11/26/1983	W	121-70
1/8/1983	W	118-63
12/14/1982	W	91-71
11/30/1982	W	115-80
1/23/1982	W	105-64
11/21/1981	W	108-82
1/2/1981	W	99-65
3/6/1980	W	105-85
1/20/1979	W	111-100
12/7/1978	L	72-80
3/2/1978	W	79-71
1/7/1978	W	71-68
2/12/1977	W	85-79
12/4/1976	W	67-64
3/6/1976	W	65-58
2/21/1976	W	77-66
3/1/1975	W	55-53
2/9/1974	L	33-42
1/18/1974	L	41-48



UTAH VALLEY WOLVERINES  
Overall Series Record: 43-68

BYU Record in Provo: 21-24  
BYU Record at Utah Valley: 13-34  
BYU Record at Neutral Sites: 9-10

11/21/2017	W	75-54	Provo, UT
11/11/2016	W	68-50	Logan, UT
11/13/2015	W	78-62	Provo, UT
12/9/2010	W	74-47	Logan, UT
11/13/2009	W	73-51	Provo, UT
12/8/2007	W	72-52	Logan, UT
12/16/2006	W	71-57	Provo, UT
12/17/2005	W	61-54	Logan, UT



### UTEP MINERS

Overall Series Record: 23-9  
BYU Record in Provo: 12-3  
BYU Record at UTEP: 9-6  
BYU Record at Neutral Sites: 2-0

2/27/1999*	L	47-50	Logan, UT
1/28/1999*	W	84-43	Provo, UT
1/29/1998*	L	63-66	Provo, UT
1/3/1998*	L	61-63	Logan, UT
1/30/1997*	L	80-83	Provo, UT
1/4/1997*	L	58-63	Logan, UT
2/10/1996*	L	66-75	Provo, UT
2/3/1996*	L	71-86	Logan, UT
2/4/1995*	W	62-58	Neutral
1/26/1995*	L	66-83	Provo, UT
3/9/1994#	W	82-69	Logan, UT
2/3/1994*	W	59-58	Provo, UT
1/29/1994*	W	64-62	Logan, UT
3/12/1993#	W	63-48	Logan, UT
2/11/1993*	W	61-57	Logan, UT
1/16/1993*	W	80-55	Neutral
2/22/1992*	W	78-73	Logan, UT
1/23/1992*	W	86-71	Provo, UT
2/9/1991*	W	90-66	Provo, UT
1/12/1991*	L	51-67	Logan, UT
2/5/1990*	W	61-51	Provo, UT
1/6/1990*	W	95-87	Provo, UT
3/4/1982^	W	79-57	Provo, UT
1/2/1982^	W	111-59	El Paso, Texas
2/19/1981^	W	108-87	Provo, Utah
1/17/1981^	W	71-67	El Paso, Texas
2/23/1980^	W	93-78	El Paso, Texas
1/31/1980^	W	86-60	Provo, Utah
2/2/1979^	W	111-55	Provo, Utah
1/28/1978^	W	78-42	El Paso, Texas
2/3/1977^	W	84-61	Provo, Utah
1/12/1976^	W	59-56	El Paso, Texas

\* Western Athletic Conference Game  
# Western Athletic Tournament  
^Intermountain Athletic Conference Game



### VALDOSTA STATE BLAZERS

Overall Series Record: BYU leads 1-0  
BYU Record in Provo: Never Played  
BYU Record at Valdosta State: 1-0  
BYU Record at Neutral Sites: Never Played  
12/11/1981 W 94-78 Valdosta, GA



### VANDERBILT COMMODORES

Overall Series Record: BYU trails 0-1  
BYU Record in Provo: Never Played  
BYU Record at Vanderbilt: Never Played  
BYU Record at Neutral Sites: 0-1  
12/20/2004 L 47-86 Neutral



### VICTORIA VIKES

Overall Series Record: BYU trails 0-1  
BYU Record in Provo: Never Played  
BYU Record at Victoria: Never Played  
BYU Record at Neutral Sites: 0-1  
12/4/1982 L 75-79 Neutral



### VILLANOVA WILDCATS

Overall Series Record: BYU trails 0-2  
BYU Record in Provo: Never Played  
BYU Record at Villanova: Never Played  
BYU Record at Neutral Sites: 0-2  
3/19/2022 L 57-61 Neutral  
12/1/1995 L 58-61 Neutral



### WAKE FOREST DEMON DEACONS

Overall Series Record: BYU leads 1-0  
BYU Record in Provo: Never Played  
BYU Record at Wake Forest: Never Played  
BYU Record at Neutral Sites: 1-0  
11/18/2023 W 67-44 Laie, HI



### WASHINGTON HUSKIES

Overall Series Record: BYU leads 5-8  
BYU Record in Provo: 3-2  
BYU Record at Washington: 1-2  
BYU Record at Neutral Sites: 1-4  
11/28/2020 L 48-77 Las Vegas, NV  
11/15/2017 L 72-80 Seattle, WA  
12/22/2016 L 70-82 Provo, UT





\* ATAW Western Sectionals

11/18/2022	W	65-56	Neutral
12/18/2021	W	71-53	Provo, Utah
11/9/2019	L	50-67	Pullman, Washington
3/16/2017	L	64-72	Provo, Utah
11/26/2013	W	80-73	Provo, Utah
11/24/2012	L	52-67	Pullman, Washington
11/24/2001	W	94-67	Provo, Utah
11/30/2000	W	90-58	Pullman, Washington
12/15/1989	L	72-75	Provo, Utah
12/19/1988	L	75-97	Pullman, Washington
12/12/1986	W	88-85	Provo, Utah
12/7/1985	L	62-73	Pullman, Washington
12/7/1979	W	92-58	Neutral



3/16/1979      1      67-91



11/10/2023	W	77-49	Provo, UT
12/7/2016	W	73-64	Provo, UT
12/10/2015	W	68-51	Ogden, UT
12/9/2014	W	64-53	Provo, UT
12/10/2013	W	90-85	Ogden, UT
11/9/2012	W	80-55	Provo, UT
11/19/2011	W	84-67	Ogden, UT

12/11/2010	W	70-54
12/9/2009	L	61-62
12/10/2008	W	76-69
12/12/2007	L	65-54
12/14/2006	W	79-42
12/28/2005	W	63-47
12/30/2004	W	63-46
11/21/2003	W	68-51
11/30/2002	W	51-44
12/1/2001	W	70-49
12/15/2000	W	63-57
12/31/1999	W	62-52
12/16/1997	W	73-54
12/12/1995	W	74-71
12/15/1994	L	68-71
1/4/1994	W	95-71
1/1/1993	W	79-42
12/15/1992	W	79-70
12/13/1991	W	88-71
12/19/1990	L	80-94
12/20/1989	L	87-93
12/13/1988	L	88-92
11/26/1987	W	84-80
1/20/1987	W	79-66
1/3/1986	W	85-72
11/23/1985	W	109-83
1/3/1985	W	97-76
12/3/1984	W	92-75
11/27/1982	W	88-87
1/27/1982	W	85-84
12/15/1981	W	87-86
3/5/1981	W	89-86
2/12/1981	W	101-94
11/19/1980	W	80-71
3/1/1980	W	100-66
1/26/1980	W	102-94
12/1/1979	W	87-73
3/9/1979	W	89-70
1/18/1979	W	93-77
1/5/1979	W	92-91
3/10/1978	W	87-76
3/4/1978	W	91-77
2/11/1977	W	87-82
3/5/1976	L	60-61
2/20/1976	W	91-71
2/27/1975	L	52-64
3/1/1974	L	37-50
2/20/1974	W	50-43



2/3/2024 L 69-76

Provo, UT	11/27/2021	W	58-57	Neutral
Ogden, UT				
Provo, UT				
Ogden, UT				
Provo, UT			<b>WESTERN ILLINOIS LEATHERNECKS</b>	
Ogden, UT			Overall Series Record: BYU trails 0-1	
Provo, UT			BYU Record in Provo: Never Played	
Ogden, UT			BYU Record at Western Illinois: Never Played	
Provo, UT			BYU Record at Neutral Sites: 0-1	
Ogden, UT	11/24/1990	L	61-71	Neutral
Provo, UT				
Ogden, UT				
Provo, UT				
Ogden, UT			<b>WESTERN NEW MEXICO MUSTANGS</b>	
Ogden, UT			Overall Series Record: BYU leads 1-0	
Provo, UT			BYU Record in Provo: 1-0	
Provo, UT			BYU Record at Western New Mexico: Never Played	
Ogden, UT			BYU Record at Neutral Sites: Never Played	
Provo, UT	12/29/2012	W	72-31	Provo, UT
Ogden, UT				
Provo, UT				
Ogden, UT				
Provo, UT			<b>WISCONSIN BADGERS</b>	
Ogden, UT			Overall Series Record: BYU leads 2-0	
Neutral			BYU Record in Provo: 1-0	
Provo, UT			BYU Record at Wisconsin: Never Played	
Provo, UT			BYU Record at Neutral Sites: 1-0	
Ogden, UT	11/23/2011	W	77-59	Provo, UT
Provo, UT	11/26/2010	W	67-55	Neutral
Ogden, UT				
Neutral				
Neutral				
Provo, UT			<b>WISCONSIN - GREEN BAY PHOENIX</b>	
Ogden, UT			Overall Series Record: BYU leads 1-0	
Provo, UT			BYU Record in Provo: 1-0	
Ogden, UT			BYU Record at Wisconsin - Green Bay: Never Played	
Neutral			BYU Record at Neutral Sites: Never Played	
Neutral	1/7/1989	W	81-67	Provo, UT
Ogden, UT				
Ogden, UT				
Provo, UT				
Ogden, UT			<b>WRIGHT STATE RAIDERS</b>	
Neutral			Overall Series Record: Tied 1-1	
Provo, UT			BYU Record in Provo: Never Played	
Ogden, UT			BYU Record at Wright State: Never Played	
Ogden, UT			BYU Record at Neutral Sites: 1-1	
Provo, UT	12/5/2008	W	56-50	Neutral



BYU Record at Neutral Sites: 9-10





11/28/2023	L	74-86	Laramie, Wyoming	2/4/1984%	W	76-52	Provo, Utah
3/5/2011^	W	69-53	Laramie, Wyoming	2/19/1983%	W	84-81	Provo, Utah
2/2/2011^	W	73-48	Provo, Utah	1/22/1983%	W	79-62	Laramie, Wyoming
3/25/2010^	W	67-63	Laramie, Wyoming	2/5/1982\$	W	97-82	Provo, Utah
2/20/2010^	W	51-48	Provo, Utah	1/9/1982\$	W	87-72	Laramie, Wyoming
1/19/2010^	L	54-69	Laramie, Wyoming	2/27/1981\$	W	101-67	Laramie, Wyoming
3/4/2009^	L	57-55	Provo, Utah	1/24/1981\$	W	93-76	Provo, Utah
1/31/2009^	W	58-45	Laramie, Wyoming	2/16/1980\$	W	77-67	Laramie, Wyoming
3/5/2008^	L	34-68	Laramie, Wyoming	1/18/1980\$	W	96-80	Provo, Utah
2/2/2008^	W	56-42	Provo, Utah	2/16/1979\$	W	88-59	Laramie, Wyoming
2/15/2007^	W	69-62	Laramie, Wyoming	2/11/1978\$	W	55-46	Provo, Utah
1/13/2007^	W	55-52	Provo, Utah	1/22/1977\$	L	65-68	Laramie, Wyoming
2/18/2006^	L	56-57	Provo, Utah	1/31/1976\$	W	80-51	Provo, Utah
1/18/2006^	W	60-44	Laramie, Wyoming	2/8/1975\$	L	42-44	Laramie, Wyoming
2/12/2005^	L	56-75	Laramie, Wyoming	3/9/1974\$	W	42-34	Neutral
1/13/2005^	L	63-74	Provo, Utah	^ Mountain West Conference Game			
2/12/2004^	W	67-50	Provo, Utah	# Mountain West Conference Tournament			
1/17/2004^	L	50-57	Laramie, Wyoming	@ Western Athletic Conference Game			
2/13/2003^	L	59-66	Laramie, Wyoming	% High Country Athletic Conference Game			
1/18/2003^	W	67-59	Provo, Utah	\$ Intermountain Athletic Conference Game			
3/6/2002^	W	82-69	Neutral				
2/7/2002^	W	75-58	Laramie, Wyoming				
1/12/2002^	W	81-65	Provo, Utah				
2/17/2001^	W	83-59	Laramie, Wyoming				
1/18/2001^	W	78-57	Provo, Utah				
2/19/2000^	W	70-69	Laramie, Wyoming				
1/29/2000#	W	80-65	Provo, Utah				
2/14/1998@	L	66-70	Provo, Utah				
1/17/1998@	W	66-63	Laramie, Wyoming				
3/3/1997@	W	70-60	Neutral				
2/28/1997@	W	88-77	Provo, Utah				
2/8/1997@	L	69-81	Laramie, Wyoming				
2/17/1996@	L	60-77	Laramie, Wyoming				
1/25/1996@	W	83-70	Provo, Utah				
2/16/1995@	L	69-78	Provo, Utah				
2/11/1995@	L	71-77	Laramie, Wyoming				
2/10/1994@	W	72-55	Laramie, Wyoming				
1/22/1994@	L	71-80	Laramie, Wyoming				
2/19/1993@	W	83-67	Provo, Utah				
1/23/1993@	W	78-75	Laramie, Wyoming				
2/15/1992@	W	68-61	Provo, Utah				
1/16/1992@	W	87-74	Laramie, Wyoming				
2/22/1991@	L	80-82	Provo, Utah				
1/26/1991@	W	81-75	Laramie, Wyoming				
2/24/1990%	L	65-84	Laramie, Wyoming				
2/9/1990%	L	74-88	Provo, Utah				
3/3/1989%	L	77-78	Laramie, Wyoming				
1/28/1989%	W	75-74	Provo, Utah				
2/20/1988%	W	85-78	Laramie, Wyoming				
2/4/1988%	W	79-76	Provo, Utah				
3/7/1987%	L	88-97	Laramie, Wyoming				
2/10/1987%	W	96-83	Provo, Utah				
2/20/1986%	W	99-84	Provo, UT				
2/13/1986%	W	81-64	Laramie, Wyoming				
2/23/1985%	W	100-76	Laramie, Wyoming				
1/25/1985%	W	88-60	Provo, Utah				
3/1/1984%	W	99-60	Laramie, Wyoming				







## ALL-TIME SEASON RESULTS



**ELAINE MICHAELIS**  
Years: 1961-77  
Record: 48-28\* (.631)  
\*Records complete from 1972-73

### 1972-73

Record: 9-3  
Conference: 9-3; 2nd (ICCWPE)  
Postseason:  
H/A: N/A / N/A / N/A  
Long Win/Loss Streak: W3 / L3  
Coach: Elaine Michaelis

### 1973-74

Record: 9-5  
Conference: 9-5; 2nd (ICCWPE)  
Postseason: None  
H/A/N: 4-1 / 3-3 / 2-1  
Long Win/Loss Streak: W3 (2x) / L3  
Coach: Elaine Michaelis

Date	Opponent	Score
Jan. 17	at Ricks College	W, 58-37
Jan. 18	at Utah State	L, 41-48
Jan. 26	Ricks College	W, 67-17
Feb. 1	Colorado State	W, 56-24
Feb. 8	Utah	W, 56-44
Feb. 9	Utah State	L, 33-42
Feb. 15	at Utah	W, 40-39
Feb. 20	Weber State	W, 50-43
Feb. 22	at Colorado State	W, 51-34
Feb. 23	at No. Colorado	L, 38-40
Mar. 1	at Weber State	L, 37-50
Mar. 8	vs. Arizona*	L, 36-50
Mar. 9	vs. New Mexico*	W, 64-30
Mar. 9	vs. Wyoming*	W, 42-34

\*Region VII Championship

### 1974-75

Record: 7-6

Conference: 7-5; 5th (Intermountain Athletic Conf.)  
Postseason: None  
H/A/N: 6-1 / 1-5 / 0-0  
Long Win/Loss Streak: W5 / L5  
Coach: Elaine Michaelis

Date	Opponent	Score
Jan. 17	at Arizona State	W, 74-46
Jan. 18	at Arizona	L, 49-54
Jan. 25	at Utah	L, 52-54
Feb. 1	UNLV	L, 55-58
Feb. 7	at No. Colorado	L, 66-68
Feb. 8	at Wyoming	L, 42-44
Feb. 14	Colorado State	W, 60-53
Feb. 15	Colorado	W, 62-44
Feb. 21	No. Arizona	W, 78-25
Feb. 22	New Mexico	W, 60-36
Feb. 23	New Mexico State	W, 63-48
Feb. 27	at Weber State	L, 52-64
Mar. 1	Utah State	W, 55-53

### 1975-76

Record: 11-6  
Conference: 10-3; 2nd (Intermountain Athletic Conf.)  
Postseason: None  
H/A/N: 7-1 / 3-4 / 1-1  
Long Win/Loss Streak: W6 / L2 (2x)  
Coach: Elaine Michaelis

Date	Opponent	Score
Jan. 9	at Utah	L, 46-65
Jan. 12	at UTEP	W, 59-56
Jan. 17	Utah	L, 50-64
Jan. 23	Boise State	L, 61-64
Jan. 26	Arizona State	W, 73-57
Jan. 27	Arizona	W, 78-55
Jan. 30	No. Colorado	W, 73-61
Jan. 31	Wyoming	W, 80-51
Feb. 6	at Colorado State	W, 58-54
Feb. 7	Colorado	W, 81-77
Feb. 13	at New Mexico State	L, 62-73
Feb. 14	at New Mexico	L, 61-63
Feb. 20	Weber State	W, 91-71
Feb. 21	Utah State	W, 77-66
Feb. 28	No. Arizona	W, 96-26
Mar. 5	vs. Weber State*	L, 60-61
Mar. 6	vs. Utah State*	W, 65-58

\*Region VII Championship

### 1976-77

Record: 12-8  
Conference: 10-3; 2nd (Intermountain Athletic Conf.)  
Postseason: None  
H/A/N: 5-4 / 6-2 / 1-2  
Long Win/Loss Streak: W9 / L4  
Coach: Elaine Michaelis

Date	Opponent	Score
Dec. 4	at Utah State	W, 67-64
Dec. 17	vs. Washington	L, 62-67
Dec. 18	at Boise State	L, 53-66
Jan. 6	CS Fullerton	L, 54-90
Jan. 7	Utah	L, 52-64
Jan. 20	Colorado State	W, 79-54
Jan. 21	??No. Colorado	L, 66-67
Jan. 22	at Wyoming	L, 65-68
Jan. 26	at Utah	L, 65-74
Jan. 29	Colorado	W, 89-65
Feb. 3	UTEP	W, 84-61
Feb. 4	New Mexico State	W, 77-73
Feb. 5	New Mexico	W, 83-79
Feb. 11	at Weber State	W, 87-82
Feb. 12	Utah State	W, 85-79
Feb. 17	??Arizona State	W, 83-75
Feb. 18	??Arizona	W, 87-59
Feb. 19	at No. Arizona	W, 77-36
Mar. 4	vs. New Mexico State	L, 70-75
Mar. 5	at New Mexico	W, 75-73



**COURTNEY LEISHMAN**  
Years: 1977-89  
Record: 219-124 (.639)

### 1977-78

Record: 22-6  
Conference: 13-0; 1st (Intermountain Athletic Conf.)  
Postseason: AIAW Tournament 1st Round  
H/A/N: 9-1 / 10-4 / 3-1  
Long Win/Loss Streak: W8 / L1 (6x)  
Coach: Elaine Michaelis

Date	Opponent	Score
Dec. 2	??Nebraska	W, 67-64
Dec. 17	Boise State	W, 69-64
Dec. 20	at CS Fullerton	L, 61-71
Dec. 21	??CS Los Angeles	W, 68-52





Dec. 22	??UCLA	L, 62-116	Mar. 3	??No. Colorado	W, 98-49	Date	Opponent	Score
Dec. 23	at San Diego State	W, 70-60	Mar. 9	vs. Weber State	W, 89-70	Nov. 19	at Weber State	W, 80-71
Jan. 6	at Utah	L, 52-63	Mar. 10	vs. Utah	W, 80-79	Nov. 25	Idaho State	W, 87-67
Jan. 7	vs. Utah State	W, 71-68	Mar. 16	??Wayland Baptist	L, 67-91	Nov. 29	Cal Poly Pomona	W, 107-67
Jan. 13	??No. Colorado	W, 75-62	Mar. 17	??Oregon State	W, 74-68	Dec. 5	vs. East Tennessee State	L, 72-73
Jan. 14	Baylor	L, 77-81				Dec. 6	vs. Morehead State	W, 79-76
Jan. 19	New Mexico	W, 57-49				Dec. 16	vs. Oregon State	L, 65-95
Jan. 21	??Arizona	W, 91-59	<b>1979-80</b>			Dec. 17	vs. USC	L, 79-102
Jan. 27	at New Mexico State	W, 68-66	Record: 24-9			Dec. 18	vs. San Jose State	L, 67-70
Jan. 28	at UTEP	W, 78-42	Conference: 8-2; 1st (Intermountain Athletic Conf.)			Dec. 30	Eastern Washington	W, 81-68
Feb. 4	Utah	W, 65-62	Postseason: AIAW Tournament 2nd Round			Jan. 2	Utah State	W, 99-65
Feb. 10	Colorado State	W, 93-62	H/A/N: 13-0 / 7-6 / 4-3			Jan. 3	Utah	L, 75-98
Feb. 11	Wyoming	W, 55-46	Long Win/Loss Streak: W10 / L3			Jan. 6	vs. Washington	L, 71-77
Feb. 15	at UNLV	L, 73-88	Coach: Courtney Leishman			Jan. 7	vs. Iowa	W, 87-85
Feb. 16	??Arizona State	W, 76-55				Jan. 14	UNLV	W, 98-85
Feb. 18	at No. Arizona	W, 92-72	Date	Opponent	Score	Jan. 16	at New Mexico	W, 87-83
Feb. 24	at Colorado	W, 84-69	Nov. 22	vs. Missouri	L, 70-90	Jan. 17	at UTEP	W, 71-67
Feb. 25	??No. Colorado	W, 77-71	Nov. 23	vs. San Jose State	L, 86-92	Jan. 23	Colorado State	W, 104-80
Mar. 2	at Utah State	W, 79-71	Nov. 24	vs. Ohio State	W, 88-85	Jan. 24	Wyoming	W, 93-76
Mar. 4	Weber State	W, 91-77	Nov. 29	vs. Utah	W, 85-65	Jan. 27	Southern Utah	W, 81-40
Mar. 10	at Weber State	W, 87-76	Dec. 1	vs. Weber State	W, 87-73	Jan. 31	at Utah	L, 77-94
Mar. 11	vs. Utah	W, 60-58	Dec. 7	vs. Washington State	W, 92-58	Feb. 12	Weber State	W, 101-94
Mar. 17	??UCLA	L, 57-102	Dec. 8	at Boise State	W, 8-70	Feb. 13	Boise State	W, 82-63
Mar. 18	vs. Washington	W, 68-58	Dec. 13	at St. John's	W, 84-80	Feb. 19	UTEP	W, 108-87
			Dec. 14	at Montclair State	L, 67-81	Feb. 21	New Mexico	W, 95-69
			Dec. 15	at Saint Joseph's	W, 91-67	Feb. 24	Utah	W, 80-77
			Dec. 26	at UCLA	L, 80-92	Feb. 27	at Wyoming	W, 101-67
			Dec. 27	vs. Cal	L, 63-75	Feb. 28	at Colorado State	W, 97-78
			Dec. 29	at Pepperdine	L, 66-67	Mar. 5	vs. Weber State	W, 89-86
			Jan. 3	Iowa	W, 103-79	Mar. 6	vs. Colorado	L, 82-97
			Jan. 12	Utah	W, 74-66			
			Jan. 18	Wyoming	W, 96-80			
			Jan. 19	Colorado State	W, 138-67	<b>1981-82</b>		
			Jan. 26	at Weber State	W, 102-94	Record: 24-13		
			Jan. 31	UTEP	W, 86-60	Conference: 7-3; 1st (Intermountain Athletic Conf.)		
			Feb. 2	New Mexico	W, 75-62	Postseason: WNIT 3rd Round		
			Feb. 9	at Utah	L, 68-71	H/A/N: 11-3 / 9-8 / 4-2		
			Feb. 15	at Colorado State	L, 83-86	Long Win/Loss Streak: W4 (2x) / L2 (2x)		
			Feb. 16	at Wyoming	W, 77-67	Coach: Courtney Leishman		
			Feb. 22	at New Mexico	W, 92-70			
			Feb. 23	at UTEP	W, 93-78	Date	Opponent	Score
			Feb. 28	Southern Utah	W, 93-56	Nov. 17	Hawaii	W, 94-66
			Feb. 29	Snow College	W, 96-68	Nov. 19	vs. Idaho State	W, 92-77
			Mar. 1	Weber State	W, 100-66	Nov. 20	vs. Cal	L, 84-85
			Mar. 6	Utah State	W, 105-85	Nov. 21	at Utah State	W, 108-82
			Mar. 7	Colorado	W, 101-90	Nov. 27	at UCLA	L, 73-83
			Mar. 8	Utah	W, 94-75	Nov. 28	at San Diego State	L, 55-75
			Mar. 12	vs. San Francisco	W, 92-58	Dec. 4	Southern Utah	W, 110-42
			Mar. 15	vs. Old Dominion	L, 66-88	Dec. 5	Washington	L, 83-88
						Dec. 10	at Tulane	L, 61-69
			<b>1980-81</b>			Dec. 11	at Valdosta State	W, 94-78
			Record: 21-8			Dec. 12	at Jackson State	L, 56-59
			Conference: 9-1; 1st (Intermountain Athletic Conf.)			Dec. 15	vs. Weber State	W, 87-86
			Postseason: None			Dec. 16	at Utah	L, 88-89
			H/A/N: 13-1 / 5-1 / 3-6			Dec. 19	Montana	W, 76-66
			Long Win/Loss Streak: W8 / L3			Dec. 29	Creighton	W, 102-59
			Coach: Courtney Leishman			Dec. 30	Arizona State	L, 88-102
						Jan. 2	UTEP	W, 111-59
Date	Opponent	Score						
Nov. 24	Kansas State	L, 96-101						
Nov. 25	vs. Baylor	W, 75-69						
Dec. 1	vs. San Jose State	W, 85-78						
Dec. 2	??UCLA	L, 79-87						
Dec. 7	at Utah State	L, 72-80						
Dec. 15	Boise State	W, 98-58						
Dec. 16	Montana State-Bozeman	W, 99-66						
Jan. 5	at Weber State	W, 92-91						
Jan. 6	vs. Utah	L, 76-77						
Jan. 18	at Weber State	W, 93-77						
Jan. 20	Utah State	W, 111-100						
Jan. 25	at New Mexico	L, 77-93						
Jan. 26	??Arizona	W, 89-86						
Jan. 27	at UNLV	L, 90-98						
Feb. 2	UTEP	W, 111-55						
Feb. 3	New Mexico State	W, 90-85						
Feb. 9	at Utah	W, 61-56						
Feb. 16	at Wyoming	W, 88-59						
Feb. 17	at Colorado State	W, 101-72						
Feb. 23	No. Arizona	W, 107-67						
Feb. 24	??Arizona State	W, 107-56						
Feb. 27	UNLV	W, 103-94						
Mar. 2	Colorado	W, 99-80						





## ALL-TIME SEASON RESULTS

Jan. 4	New Mexico	W, 91-88
Jan. 7	at Colorado State	L, 80-86
Jan. 9	at Wyoming	W, 87-72
Jan. 12	Pacific	W, 93-74
Jan. 15	Utah	L, 88-92
Jan. 20	at Boise State	W, 72-53
Jan. 23	Utah State	W, 105-64
Jan. 27	at Weber State	W, 85-84
Jan. 29	at Colorado	L, 75-109
Feb. 5	Wyoming	W, 97-82
Feb. 6	Colorado State	W, 88-67
Feb. 12	at UNLV	W, 89-75
Feb. 13	at Southern Utah	W, 96-68
Feb. 19	at Utah	L, 68-82
Feb. 20	Colorado	W, 77-75
Mar. 4	at UTEP	W, 79-57
Mar. 6	at New Mexico	W, 94-84
Mar. 25	vs. DePaul	W, 72-69
Mar. 26	vs. Florida State	L, 71-75
Mar. 27	vs. Illinois State	W, 78-73

**1982-83**

Record: 17-8

Conference: 8-2; 2nd (High Country Athletic Conf.)

Postseason: None

H/A/N: 7-3 / 7-3 / 3-2

Long Win/Loss Streak: W6 / L2

Coach: Courtney Leishman

Date	Opponent	Score
Nov. 24	UCLA	L, 86-96
Nov. 26	Cal Poly Pomona	L, 86-90
Nov. 27	Weber State	W, 88-87
Nov. 30	Utah State	W, 115-80
Dec. 3	at E. Washington	W, 97-56
Dec. 4	Victoria	L, 75-79
Dec. 10	at Montana St.- Bozeman	W, 87-53
Dec. 11	at Montana	L, 57-72
Dec. 14	at Utah State	W, 91-71
Jan. 7	vs. Utah	L, 81-89
Jan. 8	vs. Utah State	W, 118-63
Jan. 13	Dixie State	W, 124-59
Jan. 20	at Colorado State	W, 89-61
Jan. 22	at Wyoming	W, 79-62
Jan. 27	at New Mexico State	W, 100-92
Jan. 29	at New Mexico	W, 85-82
Feb. 5	at Utah	L, 76-85
Feb. 10	at Hawaii	W, 84-71
Feb. 11	at Hawaii	L, 81-88
Feb. 12	vs. Alaska - Fairbanks	W, 101-74
Feb. 17	Colorado State	W, 89-62
Feb. 19	Wyoming	W, 84-81
Feb. 24	New Mexico	W, 100-61
Feb. 26	New Mexico State	W, 96-80
Mar. 5	Utah	L, 88-93

**1983-84**

Record: 18-8

Conference: 9-1; 1st (High Country Athletic Conf.)

Postseason: NCAA Tournament 1st Round

H/A/N: 8-1 / 7-6 / 3-1

Long Win/Loss Streak: W10 / L2 (2x)

Coach: Courtney Leishman

Date	Opponent	Score
Nov. 18	at Colorado	L, 72-89
Nov. 19	vs. Florida State	W, 76-61
Nov. 23	Oregon State	L, 72-76
Nov. 26	at Utah State	W, 121-70
Dec. 9	vs. Pepperdine	W, 98-78
Dec. 10	at Long Beach State	L, 86-90
Dec. 16	vs. Washington	L, 79-92
Dec. 17	at Gonzaga	W, 80-63
Dec. 29	UC Irvine	W, 91-78
Dec. 30	Michigan State	W, 98-71
Jan. 2	at Utah State	W, 89-54
Jan. 3	vs. Utah	W, 83-70
Jan. 14	at CS Fullerton	L, 96-98
Jan. 20	at UNLV	L, 72-77
Jan. 26	at New Mexico State	W, 59-53
Jan. 28	at New Mexico	L, 79-83
Feb. 2	Colorado State	W, 77-60
Feb. 4	Wyoming	W, 76-52
Feb. 10	UNLV	W, 89-84
Feb. 17	at Utah	W, 82-69
Feb. 23	New Mexico	W, 93-71
Feb. 25	New Mexico State	W, 78-53
Mar. 1	at Wyoming	W, 99-60
Mar. 3	at Colorado State	W, 77-75
Mar. 10	Utah	W, 75-70
Mar. 16	at USC	L, 72-97

**1984-85**

Record: 19-9

Conference: 11-1; 1st (High Country Athletic Conf.)

Postseason: NCAA Tournament 1st Round

H/A/N: 10-1 / 7-6 / 2-2

Long Win/Loss Streak: W8 / L2 (2x)

Coach: Courtney Leishman

Date	Opponent	Score
Nov. 23	Montana St.- Bozeman	W, 110-82
Nov. 24	San Francisco	W, 119-81
Nov. 29	vs. Delta State	L, 91-99
Nov. 30	vs. Colorado State	W, 76-55
Dec. 1	at Portland	W, 60-59
Dec. 3	at Weber State	W, 92-75
Dec. 7	vs. Colorado State	W, 76-61
Dec. 8	at Arizona State	L, 87-96
Dec. 14	at Missouri	L, 102-104
Dec. 15	vs. Texas Tech	L, 76-92
Dec. 29	Oregon	W, 98-67
Jan. 3	Weber State	W, 97-76

Jan. 4	Utah	L, 75-77
Jan. 25	Wyoming	W, 88-60
Jan. 26	Colorado State	W, 99-63
Jan. 31	at Texas	L, 59-101
Feb. 2	at Houston	L, 90-105
Feb. 8	Utah	W, 87-65
Feb. 9	at Utah State	W, 93-80
Feb. 14	at New Mexico	W, 93-66
Feb. 16	at New Mexico State	W, 90-72
Feb. 21	at Colorado State	W, 84-66
Feb. 23	at Wyoming	W, 100-76
Feb. 27	New Mexico State	W, 99-97
Mar. 1	New Mexico	W, 94-67
Mar. 7	at Utah	L, 84-86
Mar. 8	Utah State	W, 119-67
Mar. 16	at Long Beach State	L, 85-112

**1985-86**

Record: 16-11

Conference: 9-3; 2nd (High Country Athletic Conf.)

Postseason: None

H/A/N: 9-3 / 6-6 / 1-2

Long Win/Loss Streak: W10 / L4

Coach: Courtney Leishman

Date	Opponent	Score
Nov. 22	at USC	L, 53-102
Nov. 23	Weber State	W, 109-83
Dec. 6	vs. Montana	W, 71-67
Dec. 7	at Washington State	L, 62-73
Dec. 13	vs. Miami	L, 74-78
Dec. 14	vs. Nebraska	L, 63-104
Dec. 21	at Oregon	L, 66-95
Dec. 27	CS Fullerton	W, 89-81
Dec. 28	No. Arizona	L, 73-79
Jan. 2	at Utah	W, 82-68
Jan. 3	vs. Weber State	W, 85-72
Jan. 8	Colorado	L, 84-85
Jan. 24	Texas	L, 78-111
Jan. 28	New Mexico State	W, 95-85
Jan. 30	New Mexico	W, 70-48
Feb. 1	Idaho State	W, 101-65
Feb. 6	at Utah State	W, 91-60
Feb. 8	Utah	W, 106-99
Feb. 13	at Wyoming	W, 81-64
Feb. 15	at Colorado State	W, 93-55
Feb. 19	at UCLA	W, 81-68
Feb. 20	Wyoming	W, 99-84
Feb. 22	Colorado State	W, 98-75
Feb. 27	at New Mexico State	L, 78-86
Mar. 1	at New Mexico	L, 66-68
Mar. 4	Utah State	W, 112-59
Mar. 8	at Utah	L, 71-72

**1986-87**

Record: 17-11

Conference: 8-4; 3rd (High Country Athletic Conf.)







Postseason: None  
H/A/N: 7-3 / 6-6 / 4-2  
Long Win/Loss Streak: W4 / L4  
Coach: Courtney Leishman

Date	Opponent	Score
Nov. 28	Washington	W, 68-67
Dec. 3	USC	L, 89-93
Dec. 5	vs. Portland	W, 92-60
Dec. 6	vs. Nevada	W, 77-61
Dec. 12	Washington State	W, 88-85
Dec. 13	Houston	L, 79-96
Dec. 19	vs. Central Michigan	L, 70-83
Dec. 20	vs. Miami	W, 82-80
Jan. 2	vs. Utah State	W, 105-67
Jan. 3	vs. Utah	L, 73-75
Jan. 7	Loyola Univ.	L, 72-80
Jan. 8	at DePaul	L, 73-81
Jan. 10	at Duke	L, 60-80
Jan. 13	at San Francisco	W, 69-66
Jan. 15	at Stanford	W, 94-82
Jan. 20	at Weber State	W, 79-66
Jan. 29	at New Mexico State	L, 79-103
Jan. 31	at New Mexico	W, 70-56
Feb. 3	at Utah State	W, 116-67
Feb. 7	Utah	L, 74-87
Feb. 10	Wyoming	W, 96-83
Feb. 12	Colorado State	W, 84-67
Feb. 19	New Mexico	W, 97-79
Feb. 21	New Mexico State	W, 94-79
Feb. 24	at Utah	L, 64-79
Feb. 26	Utah State	W, 99-44
Mar. 5	at Colorado State	W, 72-62
Mar. 7	at Wyoming	L, 88-97

### 1987-88

Record: 12-15  
Conference: 4-6; 3rd (High Country Athletic Conf.)  
Postseason: None  
H/A/N: 9-5 / 3-8 / 0-2  
Long Win/Loss Streak: W4 / L6  
Coach: Courtney Leishman

Date	Opponent	Score
Nov. 26	Weber State	W, 84-80
Nov. 27	Stanford	L, 83-84
Dec. 4	vs. Nebraska	L, 93-109
Dec. 5	vs. Notre Dame	L, 69-81
Dec. 10	at Texas Tech	L, 71-74
Dec. 11	at TCU	L, 74-80
Dec. 17	UCLA	L, 69-77
Dec. 21	Oregon State	W, 92-86
Dec. 29	Florida	W, 102-75
Dec. 30	Louisiana - Monroe	W, 106-87
Jan. 5	Fairfield	W, 81-76
Jan. 9	at Louisiana - Monroe	L, 69-80
Jan. 11	at Boston	W, 83-74

Jan. 13	at Northeastern	W, 84-71
Jan. 14	at Providence	L, 99-108
Jan. 28	at Creighton	L, 69-83
Jan. 30	at New Mexico State	L, 72-101
Feb. 4	Wyoming	W, 79-76
Feb. 6	Colorado State	W, 75-73
Feb. 10	at Utah	L, 60-77
Feb. 12	DePaul	L, 80-87
Feb. 13	Portland State	W, 103-83
Feb. 18	at Colorado State	L, 53-74
Feb. 20	at Wyoming	W, 85-78
Feb. 26	Utah	L, 75-94
Mar. 3	New Mexico State	L, 85-99
Mar. 5	Creighton	W, 87-78

### 1988-89

Record: 8-19  
Conference: 3-7; 4th (High Country Athletic Conf.)  
Postseason: None  
H/A/N: 7-3 / 1-14 / 0-2  
Long Win/Loss Streak: W3 / L5 (2x)  
Coach: Courtney Leishman

Date	Opponent	Score
Nov. 25	at Purdue	L, 59-86
Nov. 26	vs. Saint Joseph's	L, 79-101
Dec. 2	at Northwestern	L, 77-107
Dec. 3	vs. Missouri	L, 70-83
Dec. 8	Montana St.- Bozeman	W, 85-72
Dec. 9	Southern Utah	L, 82-85
Dec. 13	at Weber State	L, 88-92
Dec. 16	at Oregon	L, 61-72
Dec. 17	at Oregon State	L, 61-84
Dec. 19	at Washington State	L, 75-97
Dec. 29	Missouri-KC	W, 83-53
Dec. 30	Texas Tech	W, 76-74
Jan. 7	Wisconsin G-B	W, 81-67
Jan. 9	at Oklahoma	L, 81-103
Jan. 10	at Oral Roberts	W, 100-87
Jan. 12	at DePaul	L, 69-98
Jan. 27	Colorado State	W, 88-68
Jan. 28	Wyoming	W, 75-74
Feb. 4	Utah	L, 62-81
Feb. 9	at New Mexico State	L, 76-82
Feb. 11	at Creighton	L, 90-95
Feb. 13	at Drake	L, 82-88
Feb. 17	at Utah	L, 64-81
Feb. 23	Creighton	W, 93-89
Feb. 25	New Mexico State	L, 70-72
Mar. 3	at Wyoming	L, 77-78
Mar. 4	at Colorado State	L, 76-97



**JEANIE WILSON**  
Years: 1989-94  
Record: 79-63 (.556)

### 1989-90

Record: 10-17  
Conference: 2-8; 5th (High Country Athletic Conf.)  
Postseason: None  
H/A/N: 7-8 / 2-8 / 1-1  
Long Win/Loss Streak: W1 / L3 (2x)  
Coach: Jeanie Wilson

Date	Opponent	Score
Nov. 24	at Oklahoma State	L, 69-83
Nov. 25	vs. Prairie View A&M	W, 66-64
Dec. 1	vs. Oklahoma State	L, 64-95
Dec. 2	at UC Irvine	W, 70-67
Dec. 8	Montana	L, 69-78
Dec. 9	at Boise State	L, 49-63
Dec. 15	Washington State	L, 72-75
Dec. 16	Cal Poly Pomona	W, 83-71
Dec. 20	Weber State	L, 87-93
Dec. 29	Clemson	L, 69-73
Dec. 30	Oklahoma	W, 108-77
Jan. 3	Purdue	L, 83-96
Jan. 6	UTEP	W, 95-87
Jan. 13	at Missouri - KC	L, 41-72
Jan. 22	DePaul	W, 78-60
Jan. 27	at Utah	L, 61-76
Jan. 29	Drake	W, 87-70
Feb. 1	at Creighton	L, 74-89
Feb. 3	at New Mexico State	L, 80-93
Feb. 5	at UTEP	W, 61-51
Feb. 9	Wyoming	L, 74-88
Feb. 10	Colorado State	L, 72-87
Feb. 16	New Mexico State	L, 63-77
Feb. 17	Creighton	W, 104-90
Feb. 23	at Colorado State	L, 64-86
Feb. 24	at Wyoming	L, 65-84
Mar. 3	Utah	W, 64-63





## ALL-TIME SEASON RESULTS

**1990-91**

Record: 8-21

Conference: 3-9; 5th (Western Athletic Conf.)

Postseason: None

H/A/N: 5-5 / 2-12 / 1-4

Long Win/Loss Streak: W3 / L7

Coach: Jeanie Wilson

Date	Opponent	Score
Nov. 23	vs. Missouri	L, 63-70
Nov. 24	vs. Western Illinois	L, 61-71
Nov. 30	vs. S. E. Louisiana	L, 78-82
Dec. 1	vs. Alcorn State	W, 68-65
Dec. 6	at Hawaii	L, 51-74
Dec. 8	at Hawaii	L, 75-86
Dec. 14	at Montana St.- Bozeman	L, 57-75
Dec. 15	at Montana	L, 43-84
Dec. 17	Idaho State	L, 73-76
Dec. 19	at Weber State	L, 80-94
Dec. 21	at Stanford	L, 64-105
Dec. 22	vs. Northwestern	L, 72-95
Dec. 28	Idaho	W, 75-60
Dec. 29	Oklahoma State	W, 82-75
Jan. 3	Boise State	W, 78-65
Jan. 5	at Clemson	L, 59-81
Jan. 10	at San Diego State*	L, 70-74
Jan. 12	at UTEP*	L, 51-67
Jan. 18	Creighton*	L, 70-84
Jan. 22	at Southern Utah*	W, 105-79
Jan. 25	at Colorado State*	L, 75-80
Jan. 26	at Wyoming*	W, 81-75
Feb. 2	Utah*	L, 58-93
Feb. 7	San Diego State*	L, 80-83
Feb. 9	UTEP*	W, 90-66
Feb. 16	at Creighton*	L, 71-85
Feb. 22	Wyoming*	L, 80-82
Feb. 23	Colorado State*	W, 74-60
Feb. 28	at Utah*	L, 73-89

\* WAC Game

^ WAC Tournament

**1991-92**

Record: 21-8

Conference: 12-2; 2nd (Western Athletic Conf.)

Postseason: None

H/A/N: 10-2 / 7-6 / 4-0

Long Win/Loss Streak: W5 (2x) / L2

Coach: Jeanie Wilson

Date	Opponent	Score
Nov. 22	vs. Siena	W, 76-41
Nov. 23	at Marquette	L, 96-108
Nov. 29	vs. South Alabama	W, 77-70
Nov. 30	at FIU	L, 69-72
Dec. 6	vs. George Mason	W, 64-58
Dec. 7	at Arizona State	L, 75-86
Dec. 10	at Boise State	L, 79-80

Dec. 13	Weber State	W, 88-71
Dec. 14	Portland	W, 95-68
Dec. 20	Montana	L, 53-61
Dec. 28	Pennsylvania	W, 89-67
Dec. 30	Indiana	L, 70-83
Jan. 4	at Southern Utah	W, 85-72
Jan. 16	at Wyoming*	W, 87-74
Jan. 18	at Colorado State*	W, 83-77
Jan. 23	UTEP*	W, 86-71
Jan. 27	Creighton*	W, 78-73
Jan. 31	at Utah*	L, 70-93
Feb. 6	at New Mexico*	W, 95-48
Feb. 8	at San Diego State*	W, 84-76
Feb. 13	Colorado State*	W, 90-78
Feb. 15	Wyoming*	W, 68-61
Feb. 20	at Creighton*	L, 63-92
Feb. 22	at UTEP*	W, 78-73
Feb. 29	Utah*	W, 69-68
Mar. 5	San Diego State*	W, 66-65
Mar. 7	New Mexico*	W, 93-61
Mar. 12	vs. Colorado State^	W, 85-65
Mar. 13	at Utah^	L, 69-78

\* WAC Game

^ WAC Tournament

**1992-93**

Record: 24-5

Conference: 13-1; 1st (Western Athletic Conf.)

Postseason: NCAA Tournament 1st Round

H/A/N: 10-1 / 11-4 / 3-0

Long Win/Loss Streak: W15 / L1 (5x)

Coach: Jeanie Wilson

Date	Opponent	Score
Dec. 1	Southern Utah	W, 89-74
Dec. 3	at Montana	L, 56-61
Dec. 5	at Montana St.- Bozeman	W, 60-48
Dec. 9	at Oregon	L, 63-77
Dec. 10	at Oregon State	W, 74-60
Dec. 11	at Portland	W, 76-69
Dec. 15	at Weber State	W, 79-70
Dec. 19	Pacific	L, 62-65
Dec. 31	Iowa State	W, 77-54
Jan. 1	Weber State	W, 79-42
Jan. 5	at Idaho State	W, 79-70
Jan. 14	New Mexico*	W, 60-48
Jan. 16	UTEP*	W, 80-55
Jan. 22	at Colorado State*	W, 74-61
Jan. 23	at Wyoming*	W, 78-75
Jan. 29	Utah*	W, 65-49
Feb. 4	Fresno State*	W, 72-61
Feb. 6	San Diego State*	W, 83-73
Feb. 11	at UTEP*	W, 61-57
Feb. 13	at New Mexico*	W, 70-64
Feb. 19	Wyoming*	W, 83-67
Feb. 20	Colorado State*	W, 84-71
Feb. 26	at Utah*	W, 75-66

Mar. 4	at San Diego State*	L, 57-73
Mar. 6	at Fresno State*	W, 81-68
Mar. 10	vs. New Mexico^	W, 82-61
Mar. 12	vs. UTEP^	W, 63-48
Mar. 13	vs. Utah^	W, 53-50
Mar. 17	at UC Santa Barbara#	L, 79-88

\* WAC Game

^ WAC Tournament

# NCAA Tournament

**1993-94**

Record: 16-12

Conference: 10-4; 2nd (Western Athletic Conf.)

Postseason: None

H/A/N: 8-5 / 4-5 / 4-2

Long Win/Loss Streak: W6 / L5

Coach: Jeanie Wilson

Date	Opponent	Score
Nov. 26	vs. Oregon State	L, 68-100
Nov. 27	vs. CSUN	W, 102-51
Dec. 3	vs. Nebraska	W, 102-79
Dec. 4	vs. Pacific	W, 77-56
Dec. 10	Montana St. - Bozeman	W, 57-53
Dec. 11	Montana	L, 57-70
Dec. 17	at Texas	L, 82-95
Dec. 18	at Texas St.- San Marcos	L, 68-78
Dec. 29	Gonzaga	L, 67-75
Dec. 30	Siena	L, 69-75
Jan. 4	Weber State	W, 95-71
Jan. 6	Boise State	L, 54-67
Jan. 13	at Fresno State*	L, 78-82
Jan. 15	at San Diego State*	L, 56-74
Jan. 20	Colorado State*	W, 86-77
Jan. 22	at Wyoming*	L, 71-80
Jan. 27	at New Mexico*	W, 73-50
Jan. 29	at UTEP*	W, 64-62
Feb. 3	UTEP*	W, 59-58
Feb. 5	New Mexico*	W, 73-45
Feb. 10	at Wyoming*	W, 72-55
Feb. 12	at Colorado State*	W, 79-78
Feb. 18	at Utah*	L, 51-62
Feb. 24	San Diego State*	W, 68-66
Feb. 26	Fresno State*	W, 78-69
Mar. 4	Utah*	W, 62-58
Mar. 9	vs. UTEP^	W, 82-69
Mar. 11	vs. Colorado State^	L, 57-67

\* WAC Game

^ WAC Tournament





**SONI ADAMS**

Years: 1994-97

Record: 28-55 (.265)

**1994-95**

Record: 8-19

Conference: 4-10; 7th (Western Athletic Conf.)

Postseason: None

H/A/N: 6-6 / 2-11 / 0-2

Long Win/Loss Streak: W2 / L4

Coach: Soni Adams

Date	Opponent	Score
Nov. 25	at Nebraska	L, 59-71
Nov. 26	vs. SMU	L, 74-88
Nov. 30	at Pacific	W, 66-59
Dec. 6	at Hawaii	W, 75-72
Dec. 8	at Hawaii	L, 70-74
Dec. 15	at Weber State	L, 68-71
Dec. 17	Oregon	L, 69-82
Dec. 19	Idaho State	W, 79-64
Dec. 29	E. Washington	L, 71-83
Dec. 30	Cincinnati	W, 93-68
Jan. 4	at Boise State	L, 52-63
Jan. 6	Texas	L, 60-74
Jan. 12	Fresno State*	W, 69-58
Jan. 14	San Diego State*	L, 55-63
Jan. 20	Utah*	L, 71-77
Jan. 26	at UTEP*	L, 66-83
Jan. 28	at New Mexico*	L, 60-63
Feb. 2	New Mexico*	W, 75-68
Feb. 3	at Utah*	L, 45-78
Feb. 4	UTEP*	W, 62-58
Feb. 9	at Colorado State*	L, 70-83
Feb. 11	at Wyoming*	L, 71-77
Feb. 16	Wyoming*	L, 69-78
Feb. 18	Colorado State*	W, 92-63
Feb. 23	at San Diego State*	L, 63-87
Feb. 25	at Fresno State*	L, 64-65
Mar. 8	vs. Utah^	L, 62-71

\* WAC Game

^ WAC Tournament

**1995-96**

Record: 9-18

Conference: 3-11; 7th (Western Athletic Conf.)

Postseason: None

H/A/N: 6-5 / 1-11 / 2-2

Long Win/Loss Streak: W2 / L4

Coach: Soni Adams

Date	Opponent	Score
Nov. 24	vs. Southern Utah	W, 76-68
Nov. 25	at Portland	L, 61-79
Dec. 1	vs. Villanova	L, 58-61
Dec. 2	vs. Columbia	W, 96-52
Dec. 7	at Montana	L, 60-85
Dec. 9	at Montana St. - Bozeman	L, 78-84
Dec. 12	at Weber State	W, 74-71
Dec. 14	Oregon State	L, 52-89
Dec. 18	Texas State - San Marcos	W, 65-60
Dec. 20	UC Santa Barbara	W, 72-71
Dec. 30	at Idaho State	L, 55-73
Jan. 6	Boise State	W, 72-70
Jan. 11	at San Diego State	L, 59-85
Jan. 13	at Fresno State	L, 68-73
Jan. 19	at Utah	L, 42-72
Jan. 25	Wyoming	W, 83-70
Jan. 27	Colorado State	L, 80-82 (OT)
Feb. 1	at New Mexico	L, 51-100
Feb. 3	at UTEP	L, 71-86
Feb. 8	New Mexico	W, 85-73
Feb. 10	UTEP	L, 66-75
Feb. 15	at Colorado State	L, 77-80
Feb. 17	at Wyoming	L, 60-77
Feb. 22	Fresno State	L, 60-65
Feb. 24	San Diego State	W, 78-61
Mar. 1	Utah	L, 64-78
Mar. 7	vs. Utah^	L, 61-81

\* WAC Game

^ WAC Tournament

**1996-97**

Record: 11-18

Conference: 7-9; 5th (Western Athletic Conf.)

Postseason: None

H/A/N: 4-8 / 5-6 / 2-4

Long Win/Loss Streak: W3 (2x) / L8


Coach: Soni Adams

Date	Opponent	Score
Nov. 23	Colorado	L, 73-78
Nov. 29	vs. Toledo	L, 64-83
Nov. 30	vs. LMU	W, 76-54
Dec. 3	at Boise State	W, 90-83
Dec. 7	Montana State - Bozeman	L, 65-77
Dec. 10	at Southern Utah	L, 65-79

Dec. 19	at Alaska - Anchorage	W, 91-62
Dec. 20	vs. Oregon	L, 70-82
Dec. 21	vs. Toledo	L, 69-85
Dec. 28	Portland	L, 69-92
Dec. 30	Lewis-Clark St.	L, 69-74
Jan. 2	at New Mexico*	L, 45-63
Jan. 4	at UTEP*	L, 58-63
Jan. 10	at Utah	L, 53-64
Jan. 16	SMU*	L, 62-85
Jan. 18	TCU*	W, 88-81
Jan. 23	at Tulsa*	W, 84-63
Jan. 25	at Rice*	W, 76-68
Jan. 30	UTEP*	L, 80-83
Feb. 1	New Mexico*	W, 83-77
Feb. 6	Utah*	L, 58-70
Feb. 8	at Wyoming*	L, 69-81
Feb. 13	at TCU*	W, 73-57
Feb. 15	at SMU*	L, 54-68
Feb. 20	Rice*	L, 81-92
Feb. 22	Tulsa*	W, 93-83
Feb. 28	Wyoming*	W, 88-77
Mar. 3	vs. Wyoming^	W, 70-60
Mar. 5	vs. Utah^	L, 54-58

\* WAC Game

^ WAC Tournament

**TRENT SHIPPEN**

Years: 1997-2001

Record: 72-49 (.595)

**1997-98**

Record: 15-14

Conference: 6-8; 5th (Western Athletic Conf.)

Postseason: None

H/A/N: 7-6 / 5-7 / 3-1

Long Win/Loss Streak: W5 / L5

Coach: Trent Shippen

Date	Opponent	Score
------	----------	-------



88





**JEFF JUDKINS**  
Years: 2001-2022  
Record: 456-204 (.691)

### 2001-02

Record: 24-9

Conference: 10-4; 3rd (Mountain West Conf.)Postseason:

NCAA Sweet 16

H/A/N: 8-3 / 11-5 / 5-1

Long Win/Loss Streak: W8 / L2

Coach: Jeff Judkins

Date	Opponent	Score
Nov. 16	at Boise State	W, 85-72
Nov. 20	at Texas	L, 74-90
Nov. 24	Washington State	W, 94-67
Nov. 27	at UCLA	L, 62-73
Nov. 29	at USC	W, 75-73
Dec. 1	at Weber State	W, 70-49
Dec. 8	at SMU	L, 83-92
Dec. 12	Oregon	W, 74-58
Dec. 14	vs. Arkansas at Pine Bluff	W, 90-50
Dec. 15	at Denver	W, 81-67
Dec. 22	at TCU	W, 74-71
Dec. 29	Southern Utah	W, 78-68
Jan. 2	Arkansas	L, 57-85
Jan. 10	No. 23 Colorado State*	L, 64-81
Jan. 12	Wyoming*	W, 81-65
Jan. 17	at New Mexico*	L, 52-58
Jan. 19	at Air Force*	W, 81-52
Jan. 26	at Utah*	W, 77-65
Jan. 31	San Diego State*	W, 67-41
Feb. 2	UNLV*	W, 72-61
Feb. 7	at Wyoming*	W, 75-58
Feb. 9	at No. 19 Colorado State*	L, 65-75
Feb. 14	Air Force*	W, 68-55
Feb. 16	New Mexico*	L, 64-71
Feb. 23	Utah*	W, 62-53
Feb. 28	UNLV*	W, 64-48
Mar. 2	at San Diego State*	W, 72-56

Mar. 6	vs. Wyoming^	W, 82-69
Mar. 8	vs. New Mexico^	W, 71-58
Mar. 9	vs. UNLV^	W, 61-46
Mar. 16	vs. No. 24 Florida#	W, 90-52
Mar. 18	at No. 10 Iowa State#	W, 75-69
Mar. 23	vs. No. 6 Tennessee#	L, 57-68

\* MWC Game

^ MWC Tournament

# NCAA Tournament

### 2002-03

Record: 19-12

Conference: 8-6; 3rd (Mountain West Conf.)Postseason:

NCAA Tournament 1st Round

H/A/N: 11-1 / 6-9 / 2-2

Long Win/Loss Streak: W5 (2x) / L2 (2x)

Coach: Jeff Judkins

Date	Opponent	Score
Nov. 22	No. 12 Texas	W, 79-63
Nov. 27	Boise State	W, 67-53
Nov. 30	Weber State	W, 51-41
Dec. 3	at Southern Utah	W, 75-49
Dec. 5	at San Francisco	W, 68-65
Dec. 7	Oregon	L, 77-80
Dec. 11	at No. 24 George Washington	L, 58-82
Dec. 14	at NC State	W, 68-57
Dec. 21	vs. Alabama	L, 59-70
Dec. 30	Montana State - Billings	W, 87-70
Jan. 2	at No. 22 UC Santa Barbara	L, 51-65
Jan. 4	Denver	W, 70-57
Jan. 7	at Idaho State	W, 69-59
Jan. 16	Colorado State*	W, 71-56
Jan. 18	Wyoming*	W, 67-59
Jan. 23	at San Diego State*	W, 61-46
Jan. 25	at UNLV*	L, 69-73
Feb. 1	Utah*	L, 50-67
Feb. 6	New Mexico*	W, 57-46
Feb. 8	Air Force*	W, 89-50
Feb. 13	at Wyoming*	L, 59-66
Feb. 15	at Colorado State*	L, 70-71 (OT)
Feb. 20	UNLV*	W, 63-51
Feb. 22	San Diego State*	W, 87-56
Mar. 1	at Utah*	L, 66-71
Mar. 6	at Air Force*	W, 96-55
Mar. 8	New Mexico*	L, 44-63
Mar. 12	vs. UNLV^	W, 66-64 (OT)
Mar. 14	vs. Utah^	W, 70-59
Mar. 15	vs. New Mexico^	L, 46-52
Mar. 22	at Colorado#	L, 45-84

\* MWC Game

^ MWC Tournament

# NCAA Tournament

### 2003-04

Record: 15-14

Conference: 5-9; 6th (Mountain West Conf.)Postseason:  
None  
H/A/N: 5-6 / 9-6 / 1-2  
Long Win/Loss Streak: W4 / L3  
Coach: Jeff Judkins

Date	Opponent	Score
Nov. 21	at Weber State	W, 68-51
Nov. 25	vs. Clemson	L, 56-62
Nov. 26	vs. Mount St. Mary's	W, 70-47
Nov. 29	No. 23 TCU	L, 74-79
Dec. 2	at Nevada	W, 63-53
Dec. 4	at Santa Clara	W, 75-63
Dec. 9	at CS Fullerton	W, 72-51
Dec. 12	at Arizona	L, 69-83
Dec. 20	Idaho State	W, 56-54
Dec. 30	Southern Utah	L, 70-72
Jan. 3	San Francisco	W, 59-54
Jan. 6	at Montana State - Billings	W, 67-55
Jan. 8	at No. Arizona	W, 58-52
Jan. 10	at Portland State	W, 82-60
Jan. 15	at Colorado State*	L, 52-54
Jan. 17	at Wyoming*	L, 50-57
Jan. 22	New Mexico*	L, 52-58
Jan. 24	Air Force*	W, 78-59
Jan. 31	Utah*	L, 62-66
Feb. 5	at UNLV*	L, 64-77
Feb. 7	at San Diego State*	W, 82-50
Feb. 12	Wyoming*	W, 67-50
Feb. 14	Colorado State*	L, 64-72
Feb. 19	at Air Force*	W, 75-60
Feb. 21	at New Mexico*	L, 59-60
Feb. 28	at Utah*	L, 62-73
Mar. 4	San Diego State*	W, 56-45
Mar. 6	UNLV*	L, 59-67
Mar. 10	at UNLV^	L, 57-60

\* MWC Game

^ MWC Tournament

### 2004-05

Record: 19-11

Conference: 9-5; 3rd (Mountain West Conf.)Postseason:

WNIT 1st Round

H/A/N: 12-3 / 5-5 / 2-3

Long Win/Loss Streak: W3 (4x) / L2 (2x)

Coach: Jeff Judkins

Date	Opponent	Score
Nov. 19	Southern Utah	W, 76-56
Nov. 24	Nevada	W, 81-64
Nov. 27	No. 25 Arizona	L, 73-76
Nov. 30	at Portland	W, 70-35
Dec. 6	George Washington	W, 76-70
Dec. 10	vs. Southeast Missouri St.	W, 62-52
Dec. 11	at Hawaii	L, 44-56
Dec. 18	USC	W, 76-73
Dec. 20	vs. No. 17 Vanderbilt	L, 47-86





# ALL-TIME SEASON RESULTS

Dec. 21	vs. Wright State	L, 56-64
Dec. 30	Weber State	W, 63-46
Jan. 4	Montana State - Billings	W, 80-42
Jan. 8	Portland State	W, 77-50
Jan. 13	Wyoming*	L, 63-74
Jan. 15	Colorado State*	W, 74-54
Jan. 20	at New Mexico*	L, 51-64
Jan. 22	at Air Force*	W, 75-66
Jan. 29	Utah*	L, 53-61
Feb. 3	San Diego State*	W, 62-49
Feb. 5	UNLV*	W, 74-48
Feb. 10	at Colorado State*	W, 59-47
Feb. 12	at Wyoming*	L, 56-75
Feb. 17	Air Force*	W, 71-51
Feb. 19	New Mexico*	W, 55-46
Feb. 24	at Utah*	L, 58-68
Mar. 3	at UNLV*	W, 48-45
Mar. 5	at San Diego State*	W, 69-61
Mar. 9	vs. Colorado State^	W, 70-65
Mar. 11	vs. Utah^	L, 48-64
Mar. 16	at Gonzaga\$	L, 57-71

\* MWC Game

^ MWC Tournament

\$ WNIT

## 2005-06

Record: 26-6

Conference: 13-3; 1st (Mountain West Conf.)

Postseason: NCAA 2nd Round

H/A/N: 10-3 / 13-1 / 3-2

Long Win/Loss Streak: W11 / L1 (6x)

Coach: Jeff Judkins

Date	Opponent	Score
Nov. 19	at CSUN	W, 76-59
Nov. 22	at UCLA	W, 71-67
Nov. 26	UC Santa Barbara	W, 72-39
Nov. 30	at Stony Brook	W, 77-54
Dec. 3	at Seton Hall	W, 54-50
Dec. 7	at UC Riverside	W, 67-53
Dec. 10	No. Arizona	W, 82-48
Dec. 17	Utah Valley	W, 61-54
Dec. 21	NC State	L, 65-67
Dec. 28	at Weber State	W, 63-47
Dec. 30	Portland	W, 64-55
Jan. 5	Air Force*	W, 64-43
Jan. 7	at No. 22 Utah*	W, 61-60
Jan. 11	UNLV*	W, 77-58
Jan. 18	at Wyoming*	W, 60-44
Jan. 21	San Diego State*	W, 64-39
Jan. 25	at TCU*	W, 67-64
Jan. 28	Colorado State*	W, 70-54
Feb. 2	No. 16 New Mexico*	W, 65-60
Feb. 7	at Air Force*	W, 67-44
Feb. 8	Utah*	L, 52-70
Feb. 11	at UNLV*	W, 55-51
Feb. 18	Wyoming*	L, 56-57

Feb. 22	at San Diego State*	W, 67-49
Feb. 25	TCU*	W, 73-56
Mar. 2	at Colorado State*	W, 69-67
Mar. 4	at No. 21 New Mexico*	L, 49-74
Mar. 8	vs. Colorado State^	W, 65-45
Mar. 10	vs. TCU^	W, 63-53
Mar. 11	vs. No. 19 Utah^	L, 60-84
Mar. 18	vs. Iowa#	W, 67-62
Mar. 20	vs. No. 7 Oklahoma#	L, 70-86
* MWC Game		
^ MWC Tournament		
#NCAA Tournament		

## 2006-07

Record: 23-10

Conference: 12-4; 1st (Mountain West Conf.)

Postseason: NCAA Tournament 1st Round

H/A/N: 12-1 / 9-7 / 2-2

Long Win/Loss Streak: W6 / L2 (2x)

Coach: Jeff Judkins

Date	Opponent	Score
Nov. 10	Idaho State	W, 73-50
Nov. 13	at No. 11 Stanford	W, 55-52
Nov. 16	at No. 16 Baylor	L, 58-84
Nov. 17	at Fresno State	L, 51-61
Nov. 22	Santa Clara	W, 77-63
Nov. 29	at Harvard	W, 66-51
Dec. 2	at Hartford	L, 43-60
Dec. 6	at New Mexico State	W, 60-43
Dec. 9	CSUN	W, 55-48
Dec. 14	Weber State	W, 79-42
Dec. 16	at Utah Valley	W, 71-57
Dec. 20	UC Riverside	W, 66-57
Dec. 30	at Oregon	L, 61-70
Jan. 6	at Air Force*	W, 59-46
Jan. 10	at New Mexico*	W, 63-59
Jan. 13	Wyoming*	W, 55-52
Jan. 18	Colorado State*	W, 69-56
Jan. 20	at UNLV*	W, 64-59
Jan. 25	at San Diego State*	W, 54-49
Jan. 27	at Utah*	L, 54-64
Feb. 1	TCU*	W, 69-65
Feb. 8	Air Force*	W, 70-40
Feb. 10	New Mexico*	L, 75-80
Feb. 15	at Wyoming*	W, 69-62
Feb. 17	at Colorado State*	W, 67-50
Feb. 21	at UNLV*	L, 71-76 (OT)
Feb. 24	San Diego State*	W, 65-41
Feb. 28	Utah*	W, 59-55
Mar. 3	at TCU*	L, 48-62
Mar. 7	vs. Air Force^	W, 72-40
Mar. 9	vs. Utah^	W, 55-49
Mar. 10	vs. New Mexico^	L, 49-63
Mar. 17	vs. No. 25 Louisville#	L, 54-80
* MWC Game		
^ MWC Tournament		

# NCAA Tournament

## 2007-08

Record: 13-16

Conference: 7-9; 5th (Mountain West Conf.)

Postseason: None

H/A/N: 9-5 / 4-10 / 0-1

Long Win/Loss Streak: W4 / L5

Coach: Jeff Judkins

Date	Opponent	Score
Nov. 9	at UC Santa Barbara	W, 61-50
Nov. 13	at Arkansas State	L, 53-54
Nov. 17	Fresno State	W, 78-59
Nov. 20	Hartford	L, 59-70
Nov. 23	Seton Hall	W, 47-43
Nov. 29	at No. 2 UCONN	L, 34-80
Dec. 1	at Sacred Heart	L, 44-49
Dec. 5	New Mexico State	L, 52-54
Dec. 8	Utah Valley	W, 72-52
Dec. 12	at Weber State	L, 65-54
Dec. 15	UCLA	W, 68-58
Dec. 29	at Utah State	W, 70-64
Jan. 12	at Colorado State*	W, 60-39
Jan. 16	UNLV*	W, 67-55
Jan. 19	Utah*	L, 49-80
Jan. 23	at San Diego State*	L, 39-62
Jan. 26	at New Mexico*	W, 41-38
Jan. 30	Air Force*	W, 52-47
Feb. 2	No. 15 Wyoming*	W, 56-42
Feb. 5	at TCU*	L, 54-73
Feb. 13	Colorado State*	W, 59-44
Feb. 16	at UNLV*	L, 68-73
Feb. 19	at No. 18 Utah*	L, 45-82
Feb. 23	San Diego State*	W, 46-43
Feb. 26	New Mexico*	L, 45-55
Mar. 1	at Air Force*	L, 49-54
Mar. 5	at Wyoming*	L, 34-68
Mar. 8	TCU*	L, 61-72
Mar. 12	vs. New Mexico^	L, 41-59

\* MWC Game

^ MWC Tournament

## 2008-09

Record: 18-11

Conference: 8-8; 5th (Mountain West Conf.)

Postseason: None

H/A/N: 8-6 / 8-5 / 2-0

Long Win/Loss Streak: W10 / L3

Coach: Jeff Judkins

Date	Opponent	Score
Nov. 14	at Portland State	L, 73-64
Nov. 18	at Nevada	W, 81-63
Nov. 21	Oregon	W, 67-45
Nov. 25	No. 1 UCONN	L, 47-96
Nov. 28	Southern Utah	W, 70-64







Dec. 5	vs. Wright State	W, 56-50
Dec. 6	vs. USC	W, 65-64
Dec. 10	Weber State	W, 76-69
Dec. 13	Utah State	W, 61-60 (2OT)
Dec. 20	at Long Beach State	W, 66-49
Dec. 30	Arkansas State	W, 49-39
Jan. 3	at Portland	W, 65-37
Jan. 10	Colorado State*	W, 61-43
Jan. 13	at TCU*	W, 62-46
Jan. 17	No. 23 New Mexico*	L, 57-61
Jan. 21	at UNLV*	W, 67-62
Jan. 24	at San Diego State*	L, 36-56
Jan. 28	Utah*	L, 55-63
Jan. 31	at Wyoming*	W, 58-45
Feb. 4	Air Force*	W, 60-41
Feb. 11	at Colorado State*	W, 53-51
Feb. 14	TCU*	L, 75-55
Feb. 17	at New Mexico*	L, 37-52
Feb. 21	UNLV*	W, 53-52
Feb. 25	San Diego State*	L, 47-59
Feb. 28	at Utah*	L, 54-59
Mar. 4	Wyoming*	L, 57-55
Mar. 7	at Air Force*	W, 42-31
Mar. 10	at UNLV^	L, 58-66

\* MWC Game

^ MWC Tournament

**2009-10**

Record: 23-10

Conference: 11-5; 2nd (Mountain West Conf.)

Postseason: WNIT Quarterfinals

H/A/N: 11-2 / 10-7 / 2-1

Long Win/Loss Streak: W7 / L2

Coach: Jeff Judkins

Date	Opponent	Score
Nov. 13	Utah Valley	W, 73-51
Nov. 18	at Washington	L, 66-67
Nov. 20	at Montana St. - Billings	W, 79-54
Nov. 24	at Southern Utah	W, 72-39
Nov. 27	Kansas State	L, 62-65
Dec. 4	vs. San Francisco	W, 72-60
Dec. 5	vs. Hawaii	W, 81-44
Dec. 9	at Weber State	L, 61-62 (OT)
Dec. 12	at CS Fullerton	W, 75-72
Dec. 19	at Utah State	W, 61-48
Dec. 31	Portland	W, 69-57
Jan. 2	Nevada	W, 61-41
Jan. 6	at UNLV*	W, 71-61
Jan. 13	Air Force*	W, 77-46
Jan. 16	at Colorado State*	W, 67-58
Jan. 19	at Wyoming*	L, 54-69
Jan. 23	San Diego State*	W, 73-63
Jan. 27	New Mexico*	L, 57-60
Jan. 30	at Utah*	W, 69-52
Feb. 3	at TCU*	L, 40-64
Feb. 6	UNLV*	W, 76-60

Feb. 13	at Air Force*	W, 78-53
Feb. 17	Colorado State*	W, 72-54
Feb. 20	Wyoming*	W, 51-48
Feb. 24	at San Diego State*	L, 71-73
Feb. 27	at New Mexico*	L, 30-62
Mar. 3	Utah*	W, 54-37
Mar. 6	TCU*	W, 70-65
Mar. 12	at San Diego State^	L, 47-77
Mar. 18	Pepperdine\$	W, 62-58
Mar. 23	at Arizona State\$	W, 61-53
Mar. 25	at Wyoming\$	W, 67-63
Mar. 27	at Cal\$	L, 50-76

**2010-11**

Record: 25-9

Conference: 15-1; 1st (Mountain West Conf.)

Postseason: WNIT 3rd Round

H/A/N: 14-2 / 9-5 / 2-2

Long Win/Loss Streak: W12 / L3

Coach: Jeff Judkins

Date	Opponent	Score
Nov. 13	at No. 6 Duke	L, 54-69
Nov. 17	at Chicago	L, 56-59
Nov. 20	Washington	W, 80-55
Nov. 23	Utah State	W, 84-52
Nov. 26	vs. Wisconsin	W, 67-55
Nov. 27	vs. Northwestern	L, 64-65
Dec. 3	at BYU-Hawaii	W, 101-51
Dec. 4	vs. San Diego	W, 70-44
Dec. 9	at Utah Valley	W, 74-47
Dec. 11	Weber State	W, 70-54
Dec. 18	Portland State	W, 82-67
Dec. 21	at Gonzaga	L, 64-91
Dec. 30	Montana State - Billings	L, 49-58
Jan. 1	at Nevada	L, 53-57
Jan. 5	UNLV*	W, 75-64
Jan. 8	at Air Force*	W, 88-60
Jan. 12	Utah*	W, 68-50
Jan. 19	at TCU*	L, 51-54
Jan. 22	Colorado State*	W, 73-57
Jan. 26	at San Diego State*	W, 65-55
Jan. 29	New Mexico*	W, 76-64
Feb. 2	Wyoming*	W, 73-48
Feb. 5	at UNLV*	W, 79-44
Feb. 9	Air Force*	W, 78-51
Feb. 12	at Utah*	W, 61-58
Feb. 19	TCU*	W, 70-60
Feb. 23	at Colorado State*	W, 64-55
Feb. 26	San Diego State*	W, 56-52
Mar. 1	at New Mexico*	W, 65-49
Mar. 5	at Wyoming*	W, 69-53
Mar. 11	vs. Utah^	L, 49-50
Mar. 17	Denver\$	W, 75-60
Mar. 19	Utah State\$	W, 102-63
Mar. 23	USC\$	L, 50-62

\* MWC Game

^ MWC Tournament

\$ WNIT

**2011-12**

Record: 26-7

Conference: 12-4; 2nd (West Coast Conf.)

Postseason: NCAA Tournament 1st Round

H/A/N: 12-2 / 10-4 / 4-1

Long Win/Loss Streak: W10 / L1 (6x)

Coach: Jeff Judkins

Date	Opponent	Score
Nov. 11	No. 8 Duke	L, 55-61
Nov. 14	at Tulsa	W, 64-61
Nov. 16	at Kansas State	L, 46-59
Nov. 19	at Weber State	W, 84-67
Nov. 23	Wisconsin	W, 77-59
Nov. 26	E. Washington	W, 77-58
Nov. 29	at BYU-Hawaii	W, 88-27
Dec. 1	vs. Arizona	W, 82-73
Dec. 3	vs. Syracuse	W, 83-59
Dec. 8	Southern Utah	W, 82-49
Dec. 10	Utah	W, 63-58
Dec. 17	at Utah State	W, 73-65
Dec. 22	Nevada	W, 84-53
Dec. 31	at Saint Mary's*	L, 48-54
Jan. 2	at Portland*	W, 79-53
Jan. 5	LMU*	W, 80-47
Jan. 7	at San Francisco*	W, 76-67
Jan. 12	Pepperdine*	W, 80-56
Jan. 14	at San Diego*	W, 62-53
Jan. 19	at LMU*	W, 72-48
Jan. 21	Portland*	W, 76-55
Jan. 25	at Seattle	W, 69-55
Jan. 28	at Santa Clara*	W, 74-64
Feb. 2	at Pepperdine*	L, 49-61
Feb. 4	Saint Mary's*	W, 83-47
Feb. 9	No. 19 Gonzaga*	W, 70-40
Feb. 16	San Francisco*	L, 64-71
Feb. 18	San Diego*	W, 64-50
Feb. 23	Santa Clara*	W, 84-57
Feb. 25	at Gonzaga*	W, 78-66
Mar. 3	vs. San Diego^	W, 64-46
Mar. 5	vs. Gonzaga^	W, 78-66
Mar. 17	at DePaul#	L, 55-59

\* WCC Game

^ WCC Tournament

# NCAA Tournament

**2012-13**

Record: 23-11

Conference: 11-5; 3rd (West Coast Conf.)

Postseason: WNIT 3rd Round

H/A/N: 15-2 / 7-7 / 1-2

Long Win/Loss Streak: W9 / L2 (2x)

Coach: Jeff Judkins







**2013-14**  
Record: 28-7  
Conference: 14-4; 2nd (West Coast Conf.)  
Postseason: NCAA Sweet 16  
H/A/N: 13-2 / 11-3 / 4-2  
Long Win/Loss Streak: W10 / L1  
Coach: Jeff Judkins

Date	Opponent	Score
Nov. 8	South Dakota State	W, 81-53
Nov. 12	at UNLV	W, 71-64
Nov. 16	Boston College	W, 70-69 (OT)
Nov. 23	at CSUN	W, 82-66
Nov. 26	Washington State	W, 80-73
Nov. 30	Arizona	W, 64-56
Dec. 3	at Nevada	W, 69-61
Dec. 7	at Creighton	W, 52-51
Dec. 10	at Weber State	W, 90-85

Date	Opponent	Score
Nov. 14	at South Dakota State	L, 65-75
Nov. 19	CSUN	L, 54-63
Nov. 22	Nevada	W, 65-60
Nov. 26	vs. Butler	W, 81-62
Nov. 27	at BYU-Hawaii	W, 73-52
Nov. 29	vs. No. 19 Oregon State	L, 61-71
Dec. 4	UNLV	W, 76-61
Dec. 6	at Colorado State	W, 69-58
Dec. 9	Weber State	W, 64-53
Dec. 13	at Utah	W, 60-56
Dec. 22	at Utah State	W, 62-58
Dec. 27	at Gonzaga*	L, 62-78
Dec. 29	at Portland*	W, 83-79
Jan. 1	Santa Clara*	W, 84-55
Jan. 3	San Francisco*	W, 65-62
Jan. 8	at LMU*	W, 71-63
Jan. 10	at Pepperdine*	W, 84-78
Jan. 15	Pacific*	W, 89-72

Date	Opponent	Score
Nov. 13	Utah Valley	W, 78-62
Nov. 19	at No. 17 Oklahoma	L, 47-73
Nov. 21	at Colorado State	L, 55-61
Nov. 24	Utah State	W, 81-69
Nov. 27	vs. Georgia	L, 58-66
Nov. 28	vs. Penn State	W, 63-51
Dec. 2	at BYU-Hawaii	W, 85-40
Dec. 3	vs. Hawaii	W, 67-56
Dec. 5	vs. No. 12 Texas A&M	W, 72-64
Dec. 10	at Weber State	W, 68-51
Dec. 12	Utah	W, 73-59
Dec. 23	at San Diego	L, 65-78
Dec. 31	Saint Mary's	W, 65-59
Jan. 2	Pacific	W, 79-62
Jan. 7	at Santa Clara	W, 68-63
Jan. 9	at San Francisco	W, 66-57
Jan. 14	Gonzaga	W, 58-54
Jan. 16	Portland	W, 78-66
Jan. 21	LMU	W, 75-61
Jan. 23	Pepperdine	W, 69-64
Jan. 28	at LMU	W, 82-75
Jan. 30	at Pepperdine	W, 77-66
Feb. 4	at Pacific	W, 67-57
Feb. 6	at Saint Mary's	W, 65-44
Feb. 11	San Francisco	W, 65-62
Feb. 13	Santa Clara	W, 70-63
Feb. 18	San Diego	W, 68-60
Feb. 25	at Portland	W, 84-59
Feb. 27	at Gonzaga	L, 55-73





Mar. 4	vs. Pepperdine <sup>^</sup>	W, 72-59	H/A/N: 11-4 / 5-9 / 0-1
Mar. 7	vs. Santa Clara <sup>^</sup>	W, 87-67	Long Win/Loss Streak: W5 / L2 (2x)
Mar. 8	vs. San Francisco <sup>^</sup>	L, 68-70	Coach: Jeff Judkins
Mar. 19	vs. Missouri <sup>#</sup>	L, 69-78	

\* WCC Game

<sup>^</sup> WCC Tournament<sup>#</sup> NCAA Tournament**2016-17**

Record: 20-12

Conference: 13-5; 2nd (West Coast Conf.)

Postseason: WNIT 1st Round

H/A/N: 10-3 / 6-7 / 4-2

Long Win/Loss Streak: W4 (2x) / L2 (4x)

Coach: Jeff Judkins

Date	Opponent	Score
Nov. 11	at Utah Valley	W, 68-50
Nov. 16	at Georgia	L, 51-81
Nov. 19	No. 16 Oklahoma	L, 61-68
Nov. 25	vs. Saint Joseph's	W, 71-56
Nov. 26	vs. Tulsa	W, 71-56
Dec. 2	vs. UNLV	W, 63-54
Dec. 3	vs. No. 24 Oregon State	L, 56-65
Dec. 7	Weber State	W, 73-64
Dec. 10	at Utah	L, 60-77
Dec. 17	at Utah State	W, 60-40
Dec. 22	No. 9 Washington	L, 70-82
Dec. 29	at Santa Clara <sup>*</sup>	L, 63-64
Dec. 31	LMU <sup>*</sup>	W, 76-59
Jan. 5	Saint Mary's <sup>*</sup>	W, 70-65
Jan. 7	at Pacific <sup>*</sup>	W, 68-55
Jan. 12	at San Francisco <sup>*</sup>	L, 63-70
Jan. 14	San Diego <sup>*</sup>	W, 81-63
Jan. 19	at Pepperdine <sup>*</sup>	W, 73-47
Jan. 21	Pacific <sup>*</sup>	W, 68-50
Jan. 26	Santa Clara <sup>*</sup>	W, 72-66 (2OT)
Jan. 28	at LMU <sup>*</sup>	L, 74-77 (OT)
Feb. 2	at Gonzaga <sup>*</sup>	L, 52-87
Feb. 4	at Portland <sup>*</sup>	W, 77-38
Feb. 9	Pepperdine <sup>*</sup>	W, 88-49
Feb. 11	San Francisco <sup>*</sup>	W, 73-61
Feb. 16	at San Diego <sup>*</sup>	W, 65-47
Feb. 18	at Saint Mary's <sup>*</sup>	L, 58-64
Feb. 23	Portland <sup>*</sup>	W, 73-60
Feb. 25	Gonzaga <sup>*</sup>	W, 71-63
Mar. 3	vs. San Diego <sup>^</sup>	W, 75-66 (OT)
Mar. 6	vs. Saint Mary's <sup>^</sup>	L, 49-59
Mar. 16	Washington State <sup>\$</sup>	L, 64-72

\* WCC Games

<sup>^</sup> WCC Tournament<sup>\$</sup> WNIT**2017-18**

Record: 16-14

Conference: 11-6; 3rd (West Coast Conf.)

Postseason: None

Date	Opponent	Score
Nov. 10	Southern Utah	W, 75-67
Nov. 15	at Washington	L, 72-80
Nov. 17	at Eastern Washington	W, 73-69
Nov. 21	Utah Valley	W, 75-54
Nov. 25	Georgia	L, 63-79
Nov. 30	at Northern Colorado	L, 74-79 (OT)
Dec. 2	at Colorado State	L, 54-56
Dec. 6	Utah State	L, 69-76
Dec. 9	Utah	W, 77-68
Dec. 16	at No. 24 Cal	L, 45-70
Dec. 22	Montana St. - Bozeman	W, 75-54
Dec. 28	at Portland <sup>*</sup>	W, 72-58
Dec. 30	at Saint Mary's <sup>*</sup>	L, 49-57
Jan. 4	San Francisco <sup>*</sup>	W, 70-66
Jan. 6	Pacific <sup>*</sup>	W, 77-65
Jan. 11	at Pepperdine <sup>*</sup>	W, 73-67
Jan. 13	Santa Clara <sup>*</sup>	W, 65-47
Jan. 18	at LMU <sup>*</sup>	W, 67-55
Jan. 20	at San Diego <sup>*</sup>	L, 69-60
Jan. 25	Saint Mary's <sup>*</sup>	W, 63-54
Jan. 27	at Pacific <sup>*</sup>	L, 76-83
Feb. 1	LMU <sup>*</sup>	W, 62-52
Feb. 3	Gonzaga <sup>*</sup>	L, 70-84
Feb. 8	at Santa Clara <sup>*</sup>	W, 55-34
Feb. 10	at San Francisco <sup>*</sup>	L, 73-76 (2OT)
Feb. 15	Pepperdine <sup>*</sup>	W, 78-43
Feb. 17	San Diego <sup>*</sup>	L, 60-66
Feb. 22	Portland <sup>*</sup>	W, 73-35
Feb. 24	at Gonzaga <sup>*</sup>	L, 37-62
Mar. 1	vs. San Diego <sup>^</sup>	L, 56-61

\* WCC Game

<sup>^</sup> WCC Tournament**2018-19**

Record: 26-7

Conference: 15-3; 2nd (West Coast Conf.)

Postseason: NCAA Tournament 2nd Round

H/A/N: 12-2 / 9-5 / 5-0

Long Win/Loss Streak: W9 / L3

Coach: Jeff Judkins

Date	Opponent	Score
Nov. 9	UC Riverside	W, 72-70
Nov. 13	Cal	L, 52-70
Nov. 17	E. Washington	W, 80-65
Nov. 20	Utah State	W, 62-57
Nov. 23	TCU	W, 61-58
Nov. 24	Cal Baptist	W, 76-69
Nov. 27	Southern Utah	L, 64-67
Nov. 29	Utah Valley	W, 77-51
Dec. 8	Utah	L, 67-78
Dec. 15	Colorado State	W, 51-42

Dec. 21	No. Colorado	W, 70-50
Dec. 29	Santa Clara <sup>*</sup>	W, 54-44
Dec. 31	San Francisco <sup>*</sup>	W, 67-59
Jan. 3	Pepperdine <sup>*</sup>	W, 83-58
Jan. 5	LMU <sup>*</sup>	W, 55-44
Jan. 10	Pacific <sup>*</sup>	W, 77-74
Jan. 12	Saint Mary's <sup>*</sup>	W, 74-73
Jan. 17	Gonzaga <sup>*</sup>	W, 70-68
Jan. 19	Portland <sup>*</sup>	W, 79-71
Jan. 26	San Diego <sup>*</sup>	W, 65-56
Jan. 31	LMU <sup>*</sup>	L, 58-61
Feb. 2	Pepperdine <sup>*</sup>	L, 65-79
Feb. 7	Saint Mary's <sup>*</sup>	L, 75-78
Feb. 9	Pacific <sup>*</sup>	W, 75-49
Feb. 14	Portland <sup>*</sup>	W, 70-69
Feb. 16	Gonzaga <sup>*</sup>	W, 66-64
Feb. 23	San Diego <sup>*</sup>	W, 80-68
Feb. 28	San Francisco <sup>*</sup>	W, 82-59
Mar. 2	Santa Clara <sup>*</sup>	W, 69-64
Mar. 11	Pepperdine <sup>^</sup>	W, 68-63
Mar. 12	Gonzaga <sup>^</sup>	W, 82-68
Mar. 23	Auburn <sup>#</sup>	W, 73-64
Mar. 25	Stanford <sup>#</sup>	L, 63-72

\* WCC Game

<sup>^</sup> WCC Tournament<sup>#</sup> NCAA Tournament**2019-20**

Record: 18-11

Conference: 13-5; T-2 (West Coast Conf.)

Postseason: None

H/A/N: 10-3 / 7-6 / 1-2

Long Win/Loss Streak: W6 / L3

Coach: Jeff Judkins

Date	Opponent	Score
Nov. 9	at Washington State	L, 50-67
Nov. 14	Texas A&M - Kingsville	W, 90-38
Nov. 21	at Fresno State	W, 71-65
Nov. 26	Utah State	W, 67-50
Nov. 29	Utah	L, 73-77 (OT)
Dec. 6	at Arizona State	L, 52-60
Dec. 11	at Boise State	L, 55-66
Dec. 14	Utah Valley	W, 71-57
Dec. 18	vs. San Jose State	W, 75-56
Dec. 19	vs. No. 4 Oregon State	L, 34-65
Dec. 28	at LMU <sup>*</sup>	W, 59-44
Dec. 30	at Pepperdine <sup>*</sup>	W, 65-47
Jan. 2	No. 17 Gonzaga <sup>*</sup>	L, 43-55
Jan. 4	Portland <sup>*</sup>	L, 48-57
Jan. 11	San Diego <sup>*</sup>	W, 52-36
Jan. 16	at Pacific <sup>*</sup>	W, 76-66 (OT)
Jan. 18	at Saint Mary's <sup>*</sup>	W, 65-55
Jan. 23	San Francisco <sup>*</sup>	W, 57-44
Jan. 25	Santa Clara <sup>*</sup>	W, 71-48
Jan. 30	at Portland <sup>*</sup>	W, 66-54
Feb. 1	at No. 12 Gonzaga <sup>*</sup>	L, 44-59







## ALL-TIME SEASON RESULTS

Feb. 8	at San Diego*	L, 45-51	Date	Opponent	Score
Feb. 13	Saint Mary's*	W, 60-39	Nov. 9	Lipscomb	W, 81-58
Feb. 15	Pacific*	W, 65-54	Nov. 13	Fresno State	W, 80-64
Feb. 20	at Santa Clara*	W, 60-51	Nov. 17	Arizona State	W, 55-44
Feb. 22	at San Francisco*	L, 58-60	Nov. 20	Boise State	W, 84-40
Feb. 27	Pepperdine*	W, 66-64	Nov. 23	Utah State	W, 101-74
Feb. 29	LMU*	W, 57-42	Nov. 25	vs. No. 17 Florida State	W, 61-54
Mar. 7	vs. Pepperdine^	L, 51-62	Nov. 27	vs. No. 22 West Virginia	W, 58-57

\* WCC Game

^ WCC Tournament

No Postseason tournament held due to COVID-19

### 2020-21

Record: 19-6

Conference: 13-3; 2nd (West Coast Conf.)

Postseason: NCAA Tournament 2nd Round

H/A/N: 9-0 / 7-3 / 3-3

Long Win/Loss Streak: W8 / L1 (6x)

Coach: Jeff Judkins

Date	Opponent	Score	Date	Opponent	Score
Nov. 27	vs. LSU	W, 67-51	Feb. 3	at Portland*	L, 64-75
Nov. 28	vs. Washington	L, 48-77	Feb. 5	at Gonzaga*	W, 62-50
Dec. 7	at Utah State	W, 87-66	Feb. 10	Pepperdine*	W, 104-53
Dec. 10	Montana St. - Bozeman	W, 72-58	Feb. 12	at Saint Mary's*	W, 84-69
Dec. 18	at Southern Utah	W, 84-74	Feb. 17	LMU*	W, 77-54
Dec. 28	San Francisco*	W, 70-46	Feb. 19	Gonzaga*	W, 63-39
Dec. 30	Santa Clara*	W, 76-50	Feb. 24	at Santa Clara*	W, 103-66
Jan. 4	at San Diego*	L, 56-58	Feb. 26	at Pacific*	W, 82-52
Jan. 7	at LMU*	W, 71-57	Mar. 7	vs. Portland^	W, 59-52
Jan. 14	Saint Mary's*	W, 80-63	Mar. 8	vs. Gonzaga^	L, 59-71
Jan. 26	Pacific*	W, 81-60	Mar. 19	vs. Villanova#	L, 57-61
Feb. 2	at Gonzaga*	L, 56-63		* WCC Game	
Feb. 4	Pepperdine*	W, 75-61		^ WCC Tournament	
Feb. 6	LMU*	W, 69-50		# NCAA Tournament	
Feb. 9	at Pepperdine*	W, 57-43			
Feb. 11	at Pacific*	W, 65-52			
Feb. 13	at Saint Mary's*	W, 79-61			
Feb. 18	No. 16 Gonzaga*	W, 61-56			
Feb. 20	Portland*	W, 75-68			
Feb. 25	at Santa Clara*	W, 66-63			
Feb. 27	at San Francisco*	L, 72-86			
Mar. 8	vs. San Francisco^	W, 85-55			
Mar. 9	vs. No. 14 Gonzaga^	L, 42-43			
Mar. 22	vs. No. 21 Rutgers#	W, 69-66			
Mar. 24	vs. No. 11 Arizona#	L, 46-52			

\* WCC Game

^ WCC Tournament

# NCAA Tournament

### 2021-22

Record: 26-4

Conference: 15-1 (West Coast Conf.)

Postseason: NCAA Tournament First Round

H/A/N: 14-0 / 9-2 / 3-2

Long Win/Loss Streak: W10 / L2

Coach: Jeff Judkins



**AMBER WHITING**

Years: 2022-Present

Record: 32-34 (.691)

### 2022-23

Record: 16-17

Conference: 9-9; 4th (West Coast Conf.)

Postseason: WNIT 1st Round

H/A/N: 7-9 / 6-6 / 3-2

Long Win/Loss Streak: W7 / L3 (4x)

Coach: Amber Whiting

Date	Opponent	Score
Nov. 8	Colorado State	L, 62-82
Nov. 12	Montana St. - Bozeman	L, 60-69
Nov. 15	No. 16 Oklahoma	L, 66-77
Nov. 18	Washington State	W, 65-56
Nov. 19	Troy	L, 62-68
Nov. 23	Carroll College	W, 71-47
Nov. 26	Ball State	L, 56-61
Dec. 1	Boise State	W, 76-67
Dec. 6	Utah State	W, 64-54
Dec. 10	No. 15 Utah	L, 59-76
Dec. 17	No. 23 Gonzaga*	L, 58-67
Dec. 19	Portland*	L, 45-67
Dec. 21	Monmouth	W, 70-50
Dec. 29	Pacific*	W, 69-51
Dec. 31	Saint Mary's*	W, 66-41
Jan. 7	San Diego*	W, 63-49
Jan. 12	LMU*	W, 63-46
Jan. 14	Pepperdine*	W, 63-52
Jan. 19	San Francisco*	W, 78-59
Jan. 21	Santa Clara*	L, 59-69
Jan. 26	Saint Mary's*	W, 74-59
Jan. 28	Pacific*	L, 66-79
Feb. 4	San Diego*	L, 49-52
Feb. 9	Pepperdine*	L, 63-64 (OT)
Feb. 11	LMU*	W, 67-42
Feb. 16	Santa Clara*	W, 78-72





Feb. 18	San Francisco*	L, 59-72
Feb. 25	No. 18 Gonzaga*	L, 51-58
Feb. 27	Portland*	L, 49-61
Mar. 3	Pepperdine^	W, 74-59
Mar. 4	San Francisco^	W, 66-56
Mar. 6	No. 16 Gonzaga^	L, 64-79
Mar. 17	Rice\$	L, 67-71

\* WCC Game

^ WCC Tournament

\$ WNIT

## 2023-24

Record: 16-17

Conference: 6-12; 10th (Big 12)

Postseason: WBIT 1st Round

H/A/N: 10-5 / 3-11 / 3-1

Long Win/Loss Streak: W6 / L4

Coach: Amber Whiting

Date	Opponent	Score
Nov. 7	at Montana St.- Bozeman	W, 68-60
Nov. 10	Weber State	W, 77-49
Nov. 14	Utah Valley	W, 59-44
Nov. 18	vs. Wake Forest	W, 67-44
Nov. 21	vs. Saint Louis	W, 87-66
Nov. 25	LMU	W, 74-58
Nov. 28	at Wyoming	L, 74-86
Dec. 2	at No. 12 Utah	L, 68-87
Dec. 5	Utah State	W, 72-66
Dec. 9	Boise State	W, 65-50
Dec. 16	Idaho State	W, 79-69 (OT)
Dec. 20	at Missouri State	L, 55-56
Dec. 21	vs. Nevada	W, 72-59
Dec. 30	at No. 23 TCU*	L, 67-81
Jan. 3	Oklahoma*	L, 63-75
Jan. 6	Iowa State*	L, 75-80
Jan. 10	at Houston*	L, 69-79
Jan. 13	Cincinnati*	W, 68-58
Jan. 17	at Oklahoma State*	L, 50-82
Jan. 20	Texas Tech*	W, 60-48
Jan. 27	at No. 4 Kansas State*	L, 65-67
Jan. 31	at Kansas*	L, 53-67
Feb. 3	No. 23 West Virginia*	L, 69-76
Feb. 7	No. 18 Baylor*	W, 78-66
Feb. 10	at Cincinnati*	W, 69-57
Feb. 13	at UCF*	W, 64-60
Feb. 17	Kansas*	L, 64-70
Feb. 21	TCU*	L, 58-68
Feb. 24	at Iowa State*	L, 49-74
Feb. 28	Houston*	W, 64-54
Mar. 2	at No. 3 Texas*	L, 46-71
Mar. 8	Kansas^	L, 53-77
Mar. 21	Santa Clara%	L, 59-60

\* Big 12 Conference Game

^ Big 12 Championship

% WBIT





NCAA Tournament Total	7-16	WNIT Tournament	10-9	WBIT	0-1
First Four	0-0	Consolation Games	1-0	Round of 32	0-1
Round of 64	5-11	Round of 64	5-4	Round of 16	0-0
Round of 32	2-3	Round of 32	3-2	Quarterfinals	0-0
Sweet 16	0-2	Sweet 16	1-2	Semifinals	0-0
Elite Eight	0-0	Elite Eight	0-1	Championship	0-0
Final Four	0-0	Final Four	0-0		
Championship	0-0	Championship	0-0		

NCAA Tournament Appearances (15)				WNIT Appearances (9)		WBIT Appearances (1)			
1984	1985	1993	1982	1999	2001	2024			
2000	2002	2003	2005	2010	2011				
2006	2007	2012	2013	2017	2023				
2014	2015	2016							
2019	2021	2022							
Sweet 16 Games (2)				Super 16 Games (3)					
2002 & 2014				1982, 2010, 2011					
				Great 8 Games (1)					
				2010					




**1992-93 BYU COUGARS**
**1982 WNIT || 2-1**

3-25	BYU vs. DePaul	W, 72-69	Amarillo, Texas
3-26	BYU vs. Florida State	L, 71-75	Amarillo, Texas
3-27	BYU vs. Illinois State	W, 78-73	Amarillo, Texas

**1984 NCAA Tournament || 0-1**

3-16	BYU at USC	L, 72-97	Los Angeles, Calif.
------	------------	----------	---------------------

**1985 NCAA Tournament || 0-1**

3-16	BYU at Long Beach State	L, 85-112	Long Beach, Calif.
------	-------------------------	-----------	--------------------

**1993 NCAA Tournament || 0-1**

3-17	BYU at UC Santa Barbara	L, 79-88	Isla Vista, Calif.
------	-------------------------	----------	--------------------

**1999 WNIT || 0-1**

3-11	BYU at Colorado	L, 53-70	Boulder, Colo.
------	-----------------	----------	----------------

**2000 NCAA Tournament || 0-1**

3-18	BYU vs. Oklahoma	L, 81-86	West Lafayette, Ind.
------	------------------	----------	----------------------

**2001 WNIT || 1-1**

3-16	BYU at Oregon State	W, 78-63	Corvallis, Ore.
3-19	BYU at Hawaii	L, 73-77	Honolulu, Hawaii

**2002 NCAA Tournament || 2-1**

3-16	BYU vs. No. 24 Florida	W, 90-52	Ames, Iowa
3-18	BYU at No. 10 Iowa State	W, 75-69	Ames, Iowa
3-23	BYU at No. 6 Tennessee	L, 57-68	Ames, Iowa

**2003 NCAA Tournament || 0-1**

3-22	BYU at Colorado	L, 45-84	Boulder, Colo.
------	-----------------	----------	----------------

**2005 WNIT || 0-1**

3-16	BYU at Gonzaga	L, 57-71	Spokane, Wash.
------	----------------	----------	----------------

**2006 NCAA Tournament || 1-1**

3-18	BYU vs. Iowa	W, 67-62	Denver, Colo.
3-20	BYU vs. No. 7 Oklahoma	L, 70-86	Denver, Colo.

**2007 NCAA Tournament || 0-1**

3-17	BYU vs. Louisville	L, 54-80	Los Angeles, Calif.
------	--------------------	----------	---------------------

**2010 WNIT || 3-1**

3-18	BYU vs. Pepperdine	W, 62-58	Provo, Utah
3-23	BYU at Arizona State	W, 61-53	Tempe, Ariz.
3-25	BYU at Wyoming	W, 67-63	Laramie, Wyo.
3-27	BYU at Cal	L, 50-76	Berkeley, Calif.

**2011 WNIT || 2-1**

3-17	BYU vs. Denver	W, 75-60	Provo, Utah
3-19	BYU vs. Utah State	W, 102-63	Provo, Utah
3-23	BYU vs. USC	L, 50-62	Provo, Utah

**2012 NCAA Tournament || 0-1**

3-17	BYU at DePaul	L, 55-59	Rosemont, Ill.
------	---------------	----------	----------------

**2013 WNIT || 2-1**

3-20	BYU vs. Idaho State	W, 69-54	Provo, Utah
3-23	BYU vs. San Diego State	W, 69-54	Provo, Utah
3-27	BYU vs. Saint Mary's	L, 55-59	Provo, Utah

**2014 NCAA Tournament || 2-1**

3-22	BYU vs. No. 16 NC State	W, 72-57	Los Angeles, Calif.
3-24	BYU vs. No. 13 Nebraska	W, 80-76	Los Angeles, Calif.
3-29	BYU vs. No. 1 UConn	L, 51-70	Lincoln, Neb.

**2015 NCAA Tournament || 0-1**

3-21	BYU vs. No. 8 Louisville	L, 53-86	Louisville, Ky.
------	--------------------------	----------	-----------------

**2016 NCAA Tournament || 0-1**

3-19	BYU vs. Missouri	L, 69-78	Austin, Texas
------	------------------	----------	---------------

**2017 WNIT || 0-1**

3-16	BYU vs. Washington State	L, 64-72	Provo, Utah
------	--------------------------	----------	-------------

**2019 NCAA Tournament || 1-1**

3-23	BYU vs. Auburn	W, 73-64	Palo Alto, Calif.
3-25	BYU vs. No. 7 Stanford	L, 63-72	Palo Alto, Calif.

**2021 NCAA Tournament || 1-1**

3-22	BYU vs. No. 21 Rutgers	W, 69-66	San Marcos, Calif.
3-24	BYU vs. No. 11 Arizona	L, 46-52	San Antonio, Calif.

**2022 NCAA Tournament || 0-1**

3-19	BYU vs. Villanova	L, 57-61	Ann Arbor, Mich.
------	-------------------	----------	------------------

**2023 WNIT || 0-1**

3-17	BYU vs. Rice	L, 67-71	Provo, Utah
------	--------------	----------	-------------

**2024 WBIT || 0-1**

3-21	BYU vs. Santa Clara	L, 59-60	Santa Clara, Calif.
------	---------------------	----------	---------------------


**PAISLEY HARDING || 2017-21**





## YEARLY TOURNAMENT RESULTS



### 2023 NORTH SHORE CLASSIC WINS OVER WAKE FOREST AND SAINT LOUIS

YEAR	TOURNAMENT	LOCATION	PLACE	RECORD
2023-24	North Shore Classic	Laie, HI	1st	2-0
	Big 12	Kansas City, Mo.		0-1
	WBIT	Santa Clara, Calif.		0-1
2022-23	North Shore Showcase	Laie, Hawaii	1st	1-1
	West Coast Conference	Las Vegas, Nev.		2-1
	WNIT	Provo, Utah		0-1
2021-22	St. Pete Showcase	St. Petersburg, Fla.	1st	2-0
	West Coast Conference	Las Vegas, Nev.		1-1
	NCAA Tournament	Ann Arbor, Mich.		0-1
2020-21	South Point Shootout	Las Vegas, Nev.		1-1
	West Coast Conference	Las Vegas, Nev.		1-1
	NCAA Tournament	San Marcos, CA/San Marcos, TX		1-1
2019-20	Maui Jim Maui Classic	Lahaina, Hawaii		1-1
	West Coast Conference	Las Vegas, Nev.		0-1
2018-19	SDSU Thanksgiving Classic	San Diego, Calif.		2-0
	West Coast Conference	Las Vegas, Nev.		2-0
	NCAA Tournament	Stanford, Calif.		1-1
2017-18	West Coast Conference	Las Vegas, Nev.		0-1
2016-17	New Mexico Thanksgiving Tour.	Albuquerque, N.M.		2-0
	Maui Wahine Classic	Wailuku, Hawaii		1-1
	West Coast Conference	Las Vegas, Nev.		1-1
	WNIT	Provo, Utah		0-1
2015-16	Radisson Chatworth Thanksgiving Cla.	Northridge, Calif.		1-1
	Tom Weston Classic	Laie, Hawaii		3-0
	West Coast Conference	Las Vegas, Nev.		2-1
	NCAA Tournament	Austin, Texas		2-1
2014-15	Tom Weston Invitational	Laie, Hawaii		2-1
	West Coast Conference	Las Vegas, Nev.		3-0
	NCAA Tournament	Louisville, Ky.		0-1
2013-14	West Coast Conference	Las Vegas, Nev.		2-1
	NCAA Tournament	Los Angeles, Calif./Lincoln, Neb.		2-1
2012-13	West Coast Conference	Las Vegas, Nev.		1-1
	WNIT	Provo, UT		2-1

2011-12	Hukilau Invitational	Laie, Hawaii	3-0
	West Coast Conference	Las Vegas, Nev.	2-0
	NCAA Tournament	Rosemont, Ill.	0-1
2010-11	Saint Mary's Tournament	Moraga, Calif.	1-1
	Hukilau Invitational	Laie, Hawaii	2-0
	Mountain West Conference	Las Vegas, Nev.	0-1
	WNIT	Provo, Utah	2-1
2009-10	Hukilau Invitational	Laie, Hawaii	2-0
	Mountain West Conference	Las Vegas, Nev.	0-0
	WNIT	Provo, Utah/Laramie, Wyo./Berkeley, Calif	
3-1			
2008-09	Hukilau Invitational	Laie, Hawaii	2-0
	Mountain West Conference	Las Vegas, Nev.	0-1
2007-08	Mountain West Conference	Las Vegas, Nev.	0-1
2006-07	Preseason WNIT	Provo, Utah/Palo Alto, Calif./Waco, Texas	2-1
	Mountain West Conference	Las Vegas, Nev.	2-1
	NCAA Tournament	Los Angeles, Calif.	0-1
2005-06	Mountain West Conference	Las Vegas, Nev.	2-1
	NCAA Tournament	Denver, Colo.	1-1
2004-05	Waikiki Beach Marriott Invitational	Honolulu, Hawaii	1-1
	Hilton Woodland Hills Beach Classic	Malibu, Calif	0-2
	Mountain West Conference	Las Vegas, Nev.	1-1
	WNIT	Spokane, Wash.	0-1
2003-04	Alaska Shootout	Anchorage, Ala.	1-1
	Mountain West Conference	Las Vegas, Nev.	0-1
2002-03	Triple Crown Invitational	Albuquerque, N.M.	0-1
	Mountain West Conference	Las Vegas, Nev.	2-1
	NCAA Tournament	Boulder, Colo.	0-1
2001-02	Pioneer Classic	Denver, Colo.	2-0
	Mountain West Conference	Las Vegas, Nev.	3-0
	NCAA Tournament	Ames, Iowa	2-1
2000-01	Mountain West Conference	Las Vegas, Nev.	2-1
	WNIT	Corvallis, Ore./Honolulu, Hawaii	1-1



### 2019 WCC TOURNAMENT CHAMPIONS BEAT NO. 1 SEED GONZAGA FOR TITLE





1999-00	Jayhawk Classic	Lawrence, Kan.	1-1
	Mountain West Conference	Las Vegas, Nev.	2-1
	NCAA Tournament	West Lafayette, Ind.	0-1
1998-99	Pepsi Shootout	Eugene, Ore.	1-1
	Western Athletic Conference	Las Vegas, Nev.	1-1
	WNIT	Boulder, Colo.	0-1
1997-98	Mid-America Classic	Columbia, Mo.	1-1
	Western Athletic Conference	Las Vegas, Nev.	2-1
1996-97	Indiana Tournament	Bloomington, Ind.	1-1
	Northern Lights Invitational	Anchorage, Ala.	1-2
	Western Athletic Conference	Las Vegas, Nev.	1-1
1995-96	Portland Tournament	Portland, Ore.	1-1
	Dead-River Tip Off Classic	Orono, Maine	1-1
	Western Athletic Conference	Albuquerque, N.M.	0-1
1994-95	Nebraska Invitational	Lincoln, Neb.	0-2
	Cougar Holiday Classic	Albuquerque, N.M.	1-1
	Western Athletic Conference	Las Vegas, Nev.	0-1
1993-94	Saint Mary's Tip Off	Moraga, Calif.	1-1
	Idaho/University Inn Classic	Moscow, Idaho	2-0
	Cougar Holiday Classic	Provo, Utah	0-2
	Western Athletic Conference	Salt Lake City, Utah	1-1
1992-93	Cougar Holiday Classic	Provo, Utah	2-0
	Western Athletic Conference	Salt Lake City, Utah	2-1
	NCAA Tournament	Isla Vista, Calif.	0-1
1991-92	Marquette Tournament	Milwaukee, Wis.	1-1
	FIU Tournament	Miami, Fla.	1-1
	Arizona State Dial Classic	Tempe, Ari.	1-1
	Cougar Holiday Classic	Provo, Utah	1-1
	Western Athletic Conference	Salt Lake City, Utah	1-1
1990-91	Indiana Tournament	Bloomington, Ind.	0-1
	Mississippi Tournament	University, Mississippi	1-1
	Stanford Tournament	Palo Alto, Calif.	0-2
	Cougar Holiday Classic	Provo, Utah	2-0
1989-90	Oklahoma State Invitational	Stillwater, Okla.	1-1
	UC Irvine Invitational	Irvine, Calif.	1-1
	Cougar Holiday Classic	Provo, UT	1-1
1988-89	Purdue Invitational	West Lafayette, Ind.	0-2
	Northwestern Invitational	Evanston, Ill.	0-4
	Cougar Holiday Classic	Provo, Utah	2-0
1987-88	Wisconsin-Green Bay Invitational	Green Bay, Wis.	0-2
	Cougar Holiday Classic	Provo, Utah	2-0
1986-87	Boise State Invitational	Boise, Idaho	2-0
	Michigan State Invitational	East Lansing, Mich.	1-1
	Copper Classic	Ogden, Utah	1-1
1985-86	Washington State Invitational	Pullman, Wash.	1-1
	Illini Classic	Champaign, Ill.	0-2
	Cougar Dial Classic	Provo, Utah	1-1
	Copper Classic	Salt Lake City, Utah	2-0
1984-85	Oregon State Big O Tournament	Corvallis, Ore.	1-1
	Arizona State Classic	Tempe, Ariz.	1-1
	Mid-American Classic	Columbia, Mo.	0-2
	Copper Classic	Provo, Utah	1-1
	NCAA Tournament	Long Beach, Calif.	0-1
1983-84	Colorado Invitational	Boulder, Colo.	1-1
	LBSU Dual Soap Classic	Long Beach, Calif.	1-1



**1983-84 BYU COUGARS**  
**1ST NCAA TOURNAMENT TRIP IN PROGRAM HISTORY**

	Gonzaga Tournament	Spokane, Wash.	1-1
	Adidas Classic	Provo, Utah	2-0
	Copper Classic	Logan, Utah	2-0
	NCAA Tournament	Los Angeles, Calif.	0-1
1982-83	Copper Classic	Ogden, Utah	1-1
1981-82	Copper Classic	Salt Lake City, Utah	1-1
	AIAW Region 7 Tournament	El Paso, Texas/Albuquerque, N.M.	2-0
	WNIT	Amarillo, Texas	2-1
1980-81	Central Missouri Invitational	Warrenburg, Missouri	1-1
	Giusti Tournament	Portland, Ore.	0-3
	Copper Classic	Provo, Utah	1-1
	Montana Invitational	Missoula, Mont.	1-1
	AIAW Region 7 Tournament	Las Cruces, N.M.	1-1
1979-80	Copper Classic	Logan, Utah	2-0
	AIAW Region 7 Tournament	Provo, Utah	4-0
	AIAW Championship South Section	Norfolk, Virginia	0-1
1978-79	Copper Classic	Ogden, Utah	1-1
	AIAW Region 7 Tournament	City, State	1-1
	AIAW Championship West Section	City, State	1-0
1977-78	Copper Classic	Salt Lake City, Utah	1-1
	AIAW Region 7 Tournament	Ogden, Utah	1-1
	AIAW Championship West Section	Los Angeles, Calif.	1-1
1976-77	Copper Classic	Provo, Utah	0-2
1975-76	Region 7 Championship		1-1
1973-74	Region 7 Championship		2-1





**LAST WIN AS A RANKED TEAM**

**BYU VS. PORTLAND || 59-52 || ORLEANS ARENA || 2022 WCC TOURNAMENT SEMIFINAL**





Date	Opponent	BYU Rank	Score	Rank	Games	Wins	Losses	BYU RECORD WHEN RANKED...	Last Meeting
11/27/2002	Boise State	22	W, 67-53	No. 1	-	-	-		
11/30/2002	Weber State	22	W, 51-41	No. 2	-	-	-		
12/3/2002	at Southern Utah	19	W, 75-49	No. 3	-	-	-		
12/5/2002	at San Francisco	19	W, 68-65	No. 4	-	-	-		
12/7/2002	vs. Oregon	19	L, 77-80	No. 5	-	-	-		
12/11/2002	at No. 24 George Washington	22	L, 58-82	No. 6	-	-	-		
12/14/2002	at NC State	22	W, 68-57	No. 7	-	-	-		
12/21/2002	vs. Alabama	24	L, 59-70	No. 8	-	-	-		
1/18/2006	at Wyoming	23	W, 60-44	No. 9	-	-	-		
1/21/2006	San Diego State	23	W, 64-39	No. 10	-	-	-		
1/25/2006	at TCU	20	W, 67-64	No. 11	-	-	-		
1/28/2006	Colorado State	20	W, 70-54	No. 12	-	-	-		
2/2/2006	No. 16 New Mexico	19	W, 65-60	No. 13	-	-	-		
2/7/2006	at Air Force	18	W, 67-44	No. 14	-	-	-		
2/8/2006	Utah	18	L, 52-70	No. 15	2	1	1	L, 59-71 vs. Gonzaga^ (3/8/22)	
2/11/2006	at UNLV	18	W, 55-51	No. 16	6	4	2	W, 62-50 at Gonzaga (2/5/22)	
2/18/2006	Wyoming	19	L, 56-57	No. 17	1	1	0	W, 74-63 at San Diego (1/22/22)	
2/22/2006	at San Diego State	21	W, 67-49	No. 18	9	7	2	W, 77-37 at LMU (1/15/22)	
2/25/2006	TCU	21	W, 73-56	No. 19	8	6	2	W, 82-52 at Pacific (2/26/22)	
3/2/2006	at Colorado State	18	W, 69-67	No. 20	11	9	2	L, 57-61 vs. Villanova# (3/19/22)	
3/4/2006	at No. 21 New Mexico	18	L, 49-74	No. 21	3	3	0	W, 85-80 at Utah (12/4/21)	
3/8/2006	vs. Colorado State*	20	W, 65-45	No. 22	14	8	6	L, 55-73 at Gonzaga (2/27/16)	
3/10/2006	vs. TCU*	20	W, 63-53	No. 23	8	6	2	W, 64-50 - San Diego (2/18/12)	
3/11/2006	vs. No. 19 Utah*	20	L, 60-84	No. 24	4	2	2	L, 68-70 vs. San Francisco^ (3/8/16)	
3/18/2006	vs. Iowa#	22	W, 67-62	No. 25	2	0	2	L, 65-79 at Pepperdine (2/2/19)	
3/20/2006	vs. No. 7 Oklahoma#	22	L, 70-86						
11/10/2006	Idaho State	24	W, 73-50						
11/13/2006	at No. 11 Stanford	22	W, 55-52						
11/16/2006	at No. 16 Baylor	22	L, 58-84						
11/17/2006	at Fresno State	22	L, 51-61						
11/22/2006	Santa Clara	22	W, 77-63						
11/29/2006	at Harvard	23	W, 66-51						
12/2/2006	at Hartford	23	L, 43-60						
1/25/2012	at Seattle	23	W, 69-55						
1/28/2012	at Santa Clara	23	W, 74-64						
2/2/2012	at Pepperdine	22	L, 49-61						
2/4/2012	Saint Mary's	22	W, 83-47						
2/16/2012	San Francisco	23	L, 64-71						
2/18/2012	San Diego	23	W, 64-50						
2/25/2016	at Portland	22	W, 84-59						
2/27/2016	at Gonzaga	22	L, 55-73						
3/7/2016	vs. Santa Clara^	24	W, 87-67						
3/8/2016	vs. San Francisco^	24	L, 68-70						
1/31/2019	at LMU	25	L, 58-61						
2/2/2019	at Pepperdine	25	L, 65-79						
12/4/2021	at Utah	21	W, 85-80						
12/10/2021	at Oklahoma	16	L, 91-99 OT						
12/18/2021	Washington State	20	W, 71-53						
12/21/2021	at Montana State - Bozeman	19	W, 89-67						
1/6/2022	at San Francisco	18	W, 76-64						
1/8/2022	Pacific	18	W, 94-68						
1/13/2022	Saint Mary's	18	W, 78-36						
1/15/2022	at LMU	18	W, 77-37						
1/22/2022	at San Diego	17	W, 74-63						
1/24/2022	San Diego	16	W, 70-48						
1/27/2022	Santa Clara	16	W, 76-44						
1/29/2022	San Francisco	16	W, 99-58						
2/3/2022	at Portland	16	L, 64-75						
2/5/2022	at Gonzaga	16	W, 62-50						
2/10/2022	Pepperdine	20	W, 104-53						
2/12/2022	at Saint Mary's	20	W, 84-69						
2/17/2022	LMU	20	W, 77-54						
2/19/2022	Gonzaga	20	W, 63-39						
2/24/2022	at Santa Clara	19	W, 103-66						
2/26/2022	at Pacific	19	W, 82-52						
3/7/2022	vs. Portland^	15	W, 59-52						
3/8/2022	vs. Gonzaga^	15	L, 59-71						
3/19/2022	vs. Villanova#	20	L, 57-61						

## BYU AS A RANKED TEAM

Overall Record	47-21 - .691
Home Record	19-3 - .864
Last Home Win	W, 63-39 vs. Gonzaga (2/19/22)
Last Home Loss	2/16/12, No. 23 BYU vs. San Francisco (L, 64-71)
Road Record	23-11 - .677
Last Road Win:	2/26/22, No. 19 BYU at Pacific (W, 82-52)
Last Road Loss:	2/3/22, No. 16 BYU at Portland (L, 64-75)
Neutral Record:	5-7
Last Neutral Win:	3/7/22, No. 15 BYU vs. Portland^ (W, 59-52)
Last Neutral Loss:	3/19/22, No. 20 vs. Villanova# (57-61)
NCAA Tournament Record:	1-2
Overtime Record:	0-1
Longest BYU Win Streak:	10 (2021-22)
Longest Opponent Win Streak:	3 (2016-19)
Largest BYU Margin of Victory:	51 (104-53) - No. 20 BYU vs. Pepperdine - 12/10/22
Largest Opp. Margin of Victory:	-26 (58-84) - No. 22 BYU vs. No. 16 Baylor - 11/16/06
Most BYU Points Scored:	104 (104-53) No. 20 BYU vs. Pepperdine, 2/10/22
Most Opp. Points Scored:	99 (91-99) No. 16 BYU at Oklahoma, 12/10/21

\* MWC Tournament

^ WCC Tournament

# NCAA Tournament







**LAST WIN AGAINST A RANKED TEAM**

**BYU VS. NO. 18 BAYLOR || 78-66 || MARRIOTT CENTER**





Date	Opponent	BYU Rank	Score	Rank	Games	Wins	Losses	BYU RECORD VS. EACH RANKING	Last Meeting
1/27/2001	at No. 21 Utah	--	L, 57-67	No. 1	2	0	2		L, 51-70 vs. UConn# (3/29/14)
2/23/2001	No. 15 Utah	--	L, 55-67	No. 2	1	0	1		L, 34-80 at UConn (11/29/07)
3/9/2001	vs. No. 15 Utah	--	W, 57-50	No. 3	1	0	1		L, 46-71 at Texas (3/2/24)
1/10/2002	No. 23 Colorado State	--	L, 64-81	No. 4	2	0	2		L, 65-67 at Kansas State (1/27/24)
2/9/2002	at No. 19 Colorado State	--	L, 65-75	No. 5	--	--	--		
3/16/2002	vs. No. 24 Florida	--	W, 90-52	No. 6	2	0	2		L, 54-69 at Duke (1/13/10)
3/18/2002	at No. 10 Iowa State	--	W, 75-69	No. 7	2	0	2		L, 63-72 at Stanford# (3/25/19)
3/23/2002	vs. No. 6 Tennessee	--	L, 57-68	No. 8	2	0	2		L, 53-86 vs. Louisville# (3/21/15)
11/22/2002	No. 12 Texas	--	W, 79-63	No. 9	1	0	1		L, 70-82 vs. Washington (12/22/16)
12/11/2002	at No. 24 George Washington	22	L, 58-82	No. 10	1	1	0		W, 75-69 at Iowa State# (3/18/02)
1/2/2003	at No. 22 UC Santa Barbara	--	L, 51-65	No. 11	2	1	1		L, 46-52 vs. Arizona# (3/24/21)
11/29/2003	No. 23 TCU	--	L, 74-79	No. 12	5	3	2		L, 68-87 at Utah (12/2/23)
11/27/2004	No. 25 Arizona	--	L, 73-76	No. 13	3	3	0		W, 66-64 at Gonzaga (2/16/19)
12/20/2004	vs. No. 17 Vanderbilt	--	L, 47-86	No. 14	1	0	1		L, 42-43 vs. Gonzaga^ (3/9/21)
1/7/2006	at No. 22 Utah	--	W, 61-60	No. 15	3	2	1		W, 56-42 vs. Wyoming (2/2/08)
2/2/2006	No. 16 New Mexico	19	W, 65-60	No. 16	7	3	4		L, 64-79 vs. Gonzaga^ (3/6/23)
3/4/2006	at No. 21 New Mexico	18	L, 49-74	No. 17	4	1	3		W, 61-54 vs. Florida State (11/25/21)
3/11/2006	vs. No. 19 Utah	20	L, 60-84	No. 18	4	1	3		W, 78-66 vs. Baylor (2/7/24)
3/20/2006	vs. No. 7 Oklahoma	22	L, 70-86	No. 19	5	1	4		L, 56-63 at Gonzaga (2/2/21)
11/13/2006	at No. 11 Stanford	22	W, 55-52	No. 20	1	1	0		W, 62-52 vs. Gonzaga (2/15/14)
11/16/2006	at No. 16 Baylor	22	L, 58-84	No. 21	3	1	2		W, 69-66 vs. Rutgers# (3/22/21)
3/17/2007	vs. No. 25 Louisville#	--	L, 54-80	No. 22	3	2	1		W, 58-57 vs. West Virginia (11/27/21)
11/29/2007	at No. 2 UCONN	--	L, 34-80	No. 23	6	0	6		L, 69-76 vs. West Virginia (2/3/24)
2/2/2008	No. 15 Wyoming	--	W, 56-42	No. 24	4	1	3		L, 45-70 at Cal (12/16/17)
2/19/2008	at No. 18 Utah	--	L, 45-82	No. 25	3	0	3		L, 57-61 vs. New Mexico (1/17/09)
11/25/2008	No. 1 UCONN	--	L, 47-96						
1/17/2009	No. 25 New Mexico	--	L, 57-61						
11/13/2010	at No. 6 Duke	--	L, 54-69						
11/11/2011	No. 8 Duke	--	L, 55-61						
2/9/2012	No. 19 Gonzaga	--	W, 70-40						
2/15/2014	No. 20 Gonzaga	--	W, 62-52						
3/11/2014	vs. No. 18 Gonzaga	--	L, 57-71						
3/22/2014	vs. No. 16 NC State#	--	W, 72-57						
3/24/2014	vs. No. 13 Nebraska#	--	W, 80-76						
3/29/2014	vs. No. 1 UCONN#	--	L, 51-70						
11/29/2014	vs. No. 19 Oregon State	--	L, 61-71						
3/21/2015	vs. No. 8 Louisville	--	L, 53-86						
11/19/2015	at No. 17 Oklahoma	--	L, 47-73						
12/5/2015	vs. No. 12 Texas A&M	--	W, 72-64						
11/19/2016	No. 16 Oklahoma	--	L, 61-68						
12/3/2016	vs. No. 24 Oregon State	--	L, 56-65						
12/22/2016	No. 9 Washington	--	L, 70-82						
12/16/2017	at No. 24 Cal	--	L, 45-70						
11/13/2018	No. 23 Cal	--	L, 52-70						
1/17/2019	No. 13 Gonzaga	--	W, 70-68						
2/16/2019	at No. 13 Gonzaga	--	W, 66-64						
3/12/2019	vs. No. 12 Gonzaga^	--	W, 82-68						
3/25/2019	at No. 7 Stanford#	--	L, 63-72						
12/19/2019	vs. No. 4 Oregon State	--	L, 34-65						
1/2/2020	No. 17 Gonzaga	--	L, 43-55						
2/1/2020	at No. 12 Gonzaga	--	L, 44-59						
2/2/2021	at No. 19 Gonzaga	--	L, 56-63						
2/18/2021	No. 16 Gonzaga	--	W, 61-56						
3/9/2021	vs. No. 14 Gonzaga^	--	L, 42-43						
3/22/2021	vs. No. 21 Rutgers#	--	W, 69-66						
3/24/2021	vs. No. 11 Arizona#	--	L, 46-52						
11/25/2021	vs. No. 17 Florida State	--	W, 61-54						
11/27/2021	vs. No. 22 West Virginia	--	W, 58-57						
11/15/2022	No. 16 Oklahoma	--	L, 66-77						
12/17/2022	at No. 23 Gonzaga	--	L, 58-67						
2/25/2023	No. 18 Gonzaga	--	L, 51-58						
3/6/2023	vs. No. 16 Gonzaga	--	L, 64-79						
12/2/2023	at No. 12 Utah	--	L, 68-87						
12/30/2023	at No. 23 TCU	--	L, 67-81						
1/27/2024	at No. 4 Kansas State	--	L, 65-67						
2/3/2024	No. 23 West Virginia	--	L, 69-76						
2/7/2024	No. 18 Baylor	--	W, 78-66						
3/2/2024	at No. 3 Texas	--	L, 46-71						

## BYU VS. RANKED TEAMS

Overall Record	21-47 - .309
Home Record	8-14 - .364
Last Home Win	W, 78-66 vs. No. 18 Baylor (2/7/24)
Last Home Loss	L, 69-76 vs. No. 23 West Virginia (2/3/24)
Road Record	4-19 - .174
Last Road Win:	W, 66-64 at No. 13 Gonzaga (2/16/19)
Last Road Loss:	L, 46-71 at No. 3 Texas (3/2/24)
Neutral Record:	9-14 - .391
Last Neutral Win:	W, 58-57 vs. No. 22 West Virginia (11/27/21)
Last Neutral Loss:	L, 64-79 vs. No. 16 Gonzaga (3/6/23)
NCAA Tournament Record:	5-7
Overtime Record:	0-0
Longest BYU Win Streak:	3 (2019)
Longest Opponent Win Streak:	8 (2022-24)
Largest BYU Margin of Victory:	(38) W, 80-52 vs. No. 24 Florida# (3/16/02)
Largest Opp. Margin of Victory:	(-49) L, 47-96 vs. No. 1 UConn (11/25/08)
Most BYU Points Scored:	(90) W, 90-52 vs. No. 24 Florida (3/16/02)
Most Opp. Points Scored:	(96) L, 96-47 vs. No. 1 UConn (12/10/21)

\* MWC Tournament

^ WCC Tournament

# NCAA Tournament







## BYU WNBA DRAFT CHOICES

YEAR	PLAYER	TEAM	ROUND	PICK	OVERALL
2003	Erin Thorn	New York Liberty	2nd	5th	17th
2006	Ambrosia Anderson	Detroit Shock	2nd	3rd	17th
2014	Jennifer Hamson	Los Angeles Sparks	2nd	11th	23rd
2016	Lexi Eaton Rydalch*	Seattle Storm	3rd	2nd	26th

\* Drafted but never played in WNBA



**AMBROSIA ANDERSON || 2006**  
CONNECTICUT SUN || NEW YORK LIBERTY



**ERIN THORN || 2003-13**  
NEW YORK LIBERTY || CHICAGO SKY ||  
MINNESOTA LYNX || INDIANA FEVER



**JENNIFER HAMSON || 2015-17**  
LOS ANGELES SPARKS || INDIANA FEVER

## ERIN THORN || 2003-13

Season - Team	G	GS	Min	FG	FGA	Pct	3FG	FGA	Pct	FT	FTA	Pct	Off	Def	Reb	Avg	A	Stl	Blk	TO	PF	Pts	PPG
2003 - New York	23	0	181	13	42	.310	8	33	.242	5	9	.556	3	8	11	0.5	16	4	1	13	8	44	1.9
2004 - New York	17	1	156	12	45	.267	9	31	.290	1	2	.500	0	8	8	0.5	8	4	1	9	5	34	2.0
2005 - New York	21	0	203	21	54	.389	10	29	.345	4	4	1.000	4	10	14	0.7	13	4	0	7	12	56	2.7
2006 - New York	27	1	378	55	132	.417	28	65	.431	28	31	.903	9	29	38	1.4	33	6	1	20	22	166	6.1
2007 - New York	29*	29	883	104	245	.424	48	123	.390	25	34	.735	17	70	87	3.0	73	25	1	48	40	281	9.7
2008 - New York	32	5	380	36	106	.340	19	71	.268	10	11	.909	2	18	20	0.6	36	7	2	20	22	101	3.2
2009 - Chicago	34	0	577	72	170	.424	37	92	.402	30	33	.909	13	40	53	1.6	53	20	0	31	32	211	6.2
2010 - Chicago	34	0	683	70	170	.412	42	100	.420	32	36	.889	12	52	64	1.9	73	20	2	45	39	214	6.3
2011 - Chicago	34	7	571	66	163	.405	32	81	.395	18	19	.947	9	49	58	1.7	83	11	3	59	12	182	5.4
2012 - Minnesota	26	0	195	17	47	.362	12	34	.353	6	6	1.000	5	19	24	0.9	24	4	0	13	3	52	2.0
2013 - Indiana	6	0	67	2	12	.167	1	6	.167	2	2	1.000	0	3	3	0.5	4	2	1	5	2	7	1.2
2003-13 - Career	283	43	4274	468	1186	.395	246	665	.370	166	188	.883	74	306	380	1.3	416	107	12	270	197	1,348	4.8

\* Started all 29 games

Started 43 Career

Games

## AMBROSIA ANDERSON || 2006

Season - Team	G	GS	Min	FG	FGA	Pct	3FG	FGA	Pct	FT	FTA	Pct	Off	Def	Reb	Avg	A	Stl	Blk	TO	PF	Pts	PPG
2006 - Connecticut	1	0	1	0	0	.000	0	0	.000	0	0	.000	0	2	2	2.0	0	0	0	0	0	0	0.0
2006 - New York	3	0	9	0	1	.000	0	0	.000	0	0	.000	1	1	2	0.7	0	1	0	1	0	0	0.0
2006 - Career	4	0	10	0	1	.000	0	0	.000	0	0	.000	1	3	4	1.0	0	1	0	1	0	0	0.0


## JENNIFER HAMSON || 2015-2017

Season - Team	G	GS	Min	FG	FGA	Pct	3FG	FGA	Pct	FT	FTA	Pct	Off	Def	Reb	Avg	A	Stl	Blk	TO	PF	Pts	PPG
2015 - Los Angeles	25	2	163	16	29	.552	0	0	.000	8	29	.276	16	21	37	1.5	5	6	13	5	22	40	1.6
2017 - Indiana	12	0	86	10	18	.556	0	0	.000	6	7	.857	6	19	25	2.1	2	1	11	5	13	26	2.2
2015-17 - Career	37	2	249	26	47	.553	0	0	.000	14	36	.389	22	40	62	1.7	7	7	24	10	35	66	1.8









**TINA GUNN ROBISON || 1976-80**  
**1980 AMERICAN WOMEN'S SPORTS FOUNDATION PLAYER OF THE YEAR**

#### ALL-AMERICA NODS

1980 American Women's Sports Foundation First Team  
 1980 Kodak First Team  
 1980 National Scouting First Team  
 1980 Women's Basketball News Service HM  
 1980 National Scoring Leader – 31.2 ppg  
 1980 National leader in total points – 967 Pts


Tina Gunn Robison entered BYU in 1976 as a Presidential Scholar with the intention of playing both varsity volleyball and basketball for four years. But midway through her freshman year her interest focused on one sport, and her athletic career soon received national prominence for her actions on the basketball court.

During her senior year (1979-80), Gunn Robison gained the most coveted honor in women's basketball - Kodak All-America First Team. That year she was also named to the American Women's Sports Federation First Team and the National Scouting Association All-America Team (for the second time) and was the American Women's Sports Foundation Player of the Year, the St. Petersburg Independent Florida Amateur Athlete of the Year, a Wade Trophy Finalist (for the second time), and a WBL draft pick (Milwaukee).

Gunn Robison closed out her career at the top of the NCAA Division I chart: first in the nation in scoring (31.2 ppg), first in total points (967), fourth in rebounding (14.9 rpg), and 14th in field goal percentage (59%). She holds nine BYU records, including most points in a game (56).

The Cougar Club honored her in 1979 with the Crowd Pleaser Award and in 1980 with the Outstanding Senior Award. In the summer of 1979, she played with the U.S. Team at the Spartacade in the Soviet Union.

Tina graduated in 1980 with a B.S. degree in chemical engineering.







**LAUREN GUSTIN || 2020-2024**  
2-TIME AP HONORABLE MENTION ALL-AMERICAN

**Lauren Gustin**

- 2024 AP All-America HM
- 2024 WBCA All-America HM
- 2022 AP All-America HM

**Shaylee Gonzales**

- 2022 All-America Second Team - The Athletic
- 2022 AP All-America HM

**Lexi Eaton Rydalch**

- 2016 AP All-America HM
- 2015 AP All-America HM

**Morgan Bailey**

- 2015 AP All-America HM

**Jennifer Hamson**

- 2014 AP All-America HM

**Kristen Riley**

- 2012 AP All-America HM

**Dani Kubik Wright**

- 2007 AP All-America HM

**Ambrosia Anderson**

- 2006 AP All-America HM
- 2006 Kodak All-America HM
- WBCA NCAA Div. I All-America HM

**Jill Adams**

- 2000 Kodak All-America HM



**LEXI EATON RYDALCH || 2011-16**  
2-TIME AP HONORABLE MENTION ALL-AMERICAN

**Erin Thorn**

- 2001 Kodak All-America HM
- 2000 Freshman All-America (Women's Basketball News Service)

**Debbie Dimond Freeland**

- 1993 Kodak All-America HM

**Scarlett Overly**

- 1989 AWSF All-America Third Team

**Cathy Nixon**

- 1988 AWSF All-America Second Team
- 1987 AWSF All-America Third Team

**Tresa Spaulding**

- 1987 AWSF Best Center in America
- 1987 AWSF All-America First Team
- 1987 1st in Nation in Scoring (28.93 ppg)
- 1987 2nd in Nation in FG Percentage (65.2%)
- 1985 AWSF All-America Fourth Team
- 1984 Street & Smith's Yearbook All-America HM
- 1984 Basketball Yearbook Freshman All-America
- 1984 U.S. Olympic Team Alternate
- Cindy Battistone
- 1985 AWSF All-America Third Team



**TINA GUNN ROBISON || 1976-1980**  
1980 NATIONAL PLAYER OF THE YEAR

**Jackie Beene McBride**

- 1982 Basketball Weekly All-America Third Team
- 1981 AWSF All-America First Team
- 1981 Top 10 Nationally in Scoring (22.5 ppg)
- 1980 AWSF All-America Honorable Mention

**Tina Gunn Robison**

- 1980 American Women's Sports Foundation D.I Player of the Year
- 1980 American Women's Sports Foundation All-America First Team
- 1980 Kodak All-America First Team
- 1980 Women's Basketball News All-America Service Honorable Mention
- 1980 1st in nation in scoring (31.2 ppg)
- 1980 1st in nation in total points (967)
- 1980 National Scouting All-America
- 1979 National Scouting All-America





## CONFERENCE HONORS



**SHAYLEE GONZALES || 2018-22**  
2-time WCC Player of the Year (2021, 2022)  
3-time All-WCC First Team

### CONFERENCE PLAYER OF THE YEAR (12)

Player – Year	Conference	Season
Shaylee Gonzales – Jr.	WCC	2021-22
Shaylee Gonzales – So.	WCC	2020-21
Cassie Broadhead Devashrayee – Sr.	WCC	2016-17
Lexi Eaton Rydalch – Sr.	WCC	2015-16
Morgan Bailey – Sr.	WCC	2014-15
Jennifer Hamson – Sr.	WCC	2013-14
Kristen Riley – Sr.	WCC	2011-12
Dani Kubik Wright – Sr.	MWC	2006-07
Ambrosia Anderson – Sr.	MWC	2005-06
Tresa Spaulding Hamson – Sr.	HCAC	1986-87
Tresa Spaulding Hamson – Sr.	HCAC	1985-86
Tresa Spaulding Hamson – Sr.	HCAC	1984-85



**SARA HAMSON || 2017-22**  
2-time WCC Defensive Player of the Year (2018 & 2021)  
2-time National Leader in Blocked Shots (2018 & 2020)

### CONFERENCE DEFENSIVE PLAYER OF THE YEAR (6)

Player – Year	Conference	Season
Lauren Gustin – Sr.	WCC	2022-23
Sara Hamson – Jr.	WCC	2019-20
Sara Hamson – Fr.	WCC	2017-18

Kalani Purcell – Sr.	WCC	2016-17
Jennifer Hamson – Sr.	WCC	2013-14
Mindy Bonham – Sr.	MWC	2010-11



**KALANI PURCELL || 2015-17**  
2016 WCC Newcomer of the Year  
2017 WCC Defensive Player of the Year

### CONFERENCE NEWCOMER OF THE YEAR (4)

Player	Conference	Season
Shaylee Gonzales – Fr.	WCC	2018-19
Kalani Purcell – Jr.	WCC	2015-16
Lexi Eaton Rydalch – Fr.	WCC	2011-12
Julie Whetten Sullivan – Fr.	MWC	2000-01

### CONFERENCE ALL-NEWCOMER TEAM (4)

Player – Year	Conference	Season
Cady Williams – Fr.	WAC	1998-99
Amanda Covington – Fr.	WAC	1997-98
Angela Burgess – Fr.	WAC	1997-98
Jill Adams – Fr.	WAC	1996-97



**ERIN THORN || 1999-2003**  
2000 MWC Freshman of the Year  
4-time All-MWC honoree (3 1st Team, 1 2nd Team)

### CONFERENCE FRESHMAN OF THE YEAR (2)

Player	Conference	Season
Erin Thorn	MWC	1999-2000
Debbie Dimond Freeland	WAC	1990-91

### CONFERENCE ALL-FRESHMAN TEAM (2)

Player	Conference	Season
Amanda Barcello	WCC	2022-23
Brenna Chase Drollinger	WCC	2016-17

### CONFERENCE SIXTH PLAYER OF THE YEAR

Player	Conference	Season
Kristen Riley – Jr.	MWC	2010-11
Coriann Wood Fraughton – Jr.	MWC	2009-10

### COACH OF THE YEAR

Coach	Conference	Season
Jeff Judkins	WCC	2021-22
Jeff Judkins	WCC	2020-21
Jeff Judkins	WCC	2015-16
Jeff Judkins	MWC	2010-11
Jeff Judkins	MWC	2006-07
Jeff Judkins	MWC	2005-06



**JEFF JUDKINS || 2001-22**  
6-time Conference Coach of the Year ('06, '07, '11, '16, '21, '22)  
Winningest Coach in BYU History (Men's or Women's)





## 2023-24

Lauren Gustin	1st
Kailey Woolston	HM

## 2022-23

Lauren Gustin	1st
Nani Falatea	1st



**SHAYLEE GONZALES || 2018-22**  
2-time WCC Player of the Year (2021, 2022)  
3-time All-WCC First Team

## 2021-22

Shaylee Gonzales	1st
Paisley Harding	1st
Lauren Gustin	1st
Tegan Graham	HM

## 2020-21

Shaylee Gonzales	1st
Paisley Johnson Harding	1st
Lauren Gustin	1st
Sara Hamson	HM
Tegan Graham	HM

## 2019-20

Brenna Chase Drollinger	1st
Paisley Johnson Harding	1st
Sara Hamson	1st

## 2018-19

Shaylee Gonzales	1st
Brenna Chase Drollinger	1st

## 2017-18

Cassie Broadhead Devashrayee	1st
Brenna Chase Drollinger	1st



**CASSIE BROADHEAD DEVASHRAYEE || 2013-18**  
2017 WCC Player of the Year

## 2016-17

Cassie Broadhead Devashrayee	1st
Kalani Purcell	1st
Makenzi Morrison Pulsipher	2nd



**LEXI EATON RYDALCH || 2011-16**  
2016 WCC Player of the Year  
3-time All-WCC First Team

## 2015-16

Lexi Eaton Rydalch	1st
Kalani Purcell	1st
Makenzi Morrison Pulsipher	2nd
Kylie Maeda	HM

## 2014-15

Morgan Bailey	1st
Lexi Eaton Rydalch	1st



**MORGAN BAILEY || 2010-15**  
2015 WCC Player of the Year  
2015 All-WCC First Team & AP All-American



**JENNIFER HAMSON || 2010-14**  
2014 WCC Player of the Year  
No. 3 in career blocked shots at BYU (340)

## 2013-14

Jennifer Hamson	1st
Lexi Eaton Rydalch	1st

## 2012-13

Jennifer Hamson	1st
Haley Hall Steed	1st



**KRISTEN RILEY || 2008-12**  
2012 WCC Player of the Year  
3-time All-Conference honoree (1 WCC, 2 MWC)

## 2011-12

Kristen Riley	1st
Haley Hall Steed	1st

## 2010-11

Mindy Nielson Bonham	1st
Coriann Wood Fraughton	2nd
Jazmine Foreman	HM
Kristen Riley	HM

## 2009-10

Mindy Nielson Bonham	2nd
Jazmine Foreman	HM
Haley Hall Steed	HM
Kristen Riley	HM
Coriann Wood Fraughton	HM

## 2008-09

Mindy Nielson Bonham	3rd
Cassie King	HM
Shawnee Slade	HM

## 2007-08

Mallary Gillispie Carling	2nd
Lauren Riley Varley	HM



**DANI KUBIK WRIGHT || 2004-07**  
2007 MWC Player of the Year  
2-time All-MWC honoree (1st & 2nd)

## 2006-07

Dani Kubik Wright	1st
Mallary Gillispie Carling	2nd
Lauren Riley Varley	HM



**AMBROSIA ANDERSON || 2002-06**  
2006 MWC Player of the Year  
3-time All-Conference honoree (1st, 2 HM)

## 2005-06

Ambrosia Anderson	1st
Dani Kubik	2nd
Mallary Gillispie Carling	HM
Melinda Johnson	HM
Jennie Keele	HM

## 2004-05

Julie Sullivan	1st
Danielle Cheesman	3rd
Kristen Kozlowski	3rd
Ambrosia Anderson	HM





# ALL-CONFERENCE PERFORMERS

## 2003-04

Julie Sullivan  
Danielle Cheesman  
Ashleigh Chamberlain  
Ambrosia Anderson

## 1995-96

2nd Kari Gallup  
HM Kim Henry Anderson  
HM  
HM 1994-95

Behka Stafford

## 2002-03

Erin Thorn  
Danielle Cheesman

1st  
2nd Behka Stafford  
Debbie Dimond Freeland  
Thais Kidd

## 2001-02

Erin Thorn  
Jennifer Leitner  
Stacy Jensen  
Malanie Pearson

1st  
2nd  
3rd Debbie Dimond Freeland  
3rd Tomika Young  
Thais Kidd

## 2000-01

Erin Thorn  
Stacy Jensen

1st  
2nd Kim Talbot

## 1986-87

1st Tresa Spaulding Hamson  
HM Cathy Nixon

## 1985-86

1st Tresa Spaulding Hamson  
Cathy Nixon  
Tanise McIntire  
1st Judith Hare  
1st  
1st 1984-95  
Tresa Spaulding Hamson  
Cindy Battistone

1st 1983-84  
1st Valerie Cravens  
Lori Vreeken  
Cindy Battistone

1st

## 1982-83

Valerie Cravens  
Lori Vreeken  
HM Cindy Battistone  
HM Kathy Denton  
HM

## 1981-82

Jackie Beene-McBride  
Lori Vreeken

## 1980-81

Jackie Beene McBride

## 1978-79

1st Tina Gunn Robison

## 1977-78

Tina Gunn Robison

## 1976-77

HM Terrie Willison-McAdams

## 1975-76

Janice Peterson



**ERIN THORN || 1999-2003**  
2000 MWC Freshman of the Year  
3-time All-MWC honoree (2 1st & 1 HM)

## 1999-2000

Jill Adams  
Erin Thorn

1st  
2nd Susan Shumway Longfield

## 1998-99

Jill Adams  
Cady Williams

2nd Cathy Nixon  
HM Susan Shumway Longfield  
2nd Scarlet Overly  
HM

## 1997-98

Kari Gallup

2nd

## 1996-97

Kari Gallup  
Jill Adams

1st  
1st



**TRESA SPAULDING HAMSON || 1983-87**  
3-time HCAC Player of the Year (1985, '86, '87)  
1987 National Scoring Champion (28.9 ppg)




**TINA GUNN ROBISON || 1976-80**  
1980 Women's Sports Federation  
National Player of the Year

## 1979-80

Tina Gunn Robison  
Jackie Beene McBride





## **TINA GUNN ROBISON || 1976-80**

**1980 AMERICAN WOMEN'S SPORTS FOUNDATION PLAYER OF THE YEAR**

History was made on Saturday, Jan. 31, 2004 at BYU when the jersey of former four-time All-American Tina Gunn Robison was retired. Gunn Robison who wore No. 44, became the first female athlete to have her jersey retired at BYU.

Gunn, who played for the Cougars from 1977 to 1980, had a record-setting career playing three seasons under head coach Courtney Leishman, and one season with head coach Elaine Michaelis.

"This is a great honor for me. I was very surprised when I was contacted by women's athletics," said Gunn Robison. "I appreciate this great honor and opportunity. It has brought back great memories from my time at BYU."

As a senior in 1980, she led the nation in points per game at 31.2 and in total scoring with 967 points. In addition, she ranked fourth nationally in rebounding with an average of 14.9 per game. For her efforts she was named the Women's Sports Federation National Player of the Year. In her senior year, she was also named Kodak All-America First Team, American Women's Sports Federation First Team All-America, and was an Honorable Mention All-America for the Women's Basketball News Service.

During her career, the 6-3 center led BYU to three 20-plus win seasons, and three consecutive conference titles. She was twice named to the National Scouting Association All-America Team and was a two-time Wade Trophy Finalist. She was a first round draft choice for the Milwaukee WBL team.

Gunn Robison remains the program's all-time leading scorer with 2,759 points. Gunn is also the all-time Cougar scoring leader averaging 27.3 points per game and was the all-time rebounding leader until 2024 with 1,492 boards. She ranks second in field goal percentage .569 (1107-1943) and holds BYU's single game record for points with 56 vs. UNLV in 1979.



## **JACKIE BEENE MCBRIDE || 1978-82**

**1980 AMERICAN WOMEN'S SPORTS FOUNDATION PLAYER OF THE YEAR**

Jackie Beene McBride became the second Cougar to have her jersey retired when her No. 22 jersey took its place next to Tina Gunn Robison's No. 44 on Feb. 23, 2013.

"This is home for me, so it's nice that they're willing to hang some of my laundry up in the rafters," Beene McBride said during the ceremony. "The best four years of my life were right here on this court and right here at this university."

The 6-foot guard/forward, who played at BYU from 1978-1982, was a two-time Wade Trophy Finalist (national player of the year). As a senior, she was an American Women's Sports Federation (AWSF) first team All-American, a Basketball Weekly third team All-American and an AWSF All-America Honorable Mention honoree. In her junior season in 1981 she garnered an AWSF National Player of the Week honor and was a Kodak All-America nominee.


She concluded her stellar career as the second women's basketball player at BYU to score 2,000 points with a total of 2,191. She remains as one of only four players to have reached 2,000 points. In her senior season she ranked 29th nationally in scoring averaging 21.4 points per game.

The four-year letterwinner is currently the fourth all-time leading scorer in BYU history. Her 680 rebounds rank 15th all-time, her 390 assists are 11th, her 293 steals are fourth and her 92 total blocks rank ninth.

Her stellar career included three Intermountain Athletic Conference (IAC) Western Division First Team citations and two AIAW Region VII All-Tournament Team awards. She was named to six all-tournament teams and picked up two tournament MVP honors.

The Cougar Club bestowed Beene McBride two prestigious accolades. In 1981 she received the Crowd Pleaser award and was the Outstanding Senior Female Athlete in 1982. Beene McBride was inducted into the BYU Hall of Fame in November 1999.









### POINTS SCORED

Rk	Name, Years	G	Pts	Avg
1	Tina Gunn Robison, 1976-80	101	2,759	27.32
2	Lexi Eaton Rydalch, 2011-16	142	2,535	17.85
3	Tresa Spaulding Hamson, 1983-87	107	2,309	21.58
4	Jackie Beene McBride, 1978-82	124	2,249	18.14
5	Erin Thorn, 1999-03	127	2,061	16.23
6	Paisley Johnson Harding, 2017-22	146	1,938	13.27
7	Cathy Nixon, 1984-88	111	1,771	15.95
8	Debbie Dimond Freeland, 1991-95	113	1,720	15.22
9	Lauren Gustin, 2020-24	119	1,666	14.00
10	Cindy Battistone, 1981-85	114	1,644	14.42
11	Shaylee Gonzales, 2018-22	88	1,555	17.67
12	Lori Vreeken, 1980-84	115	1,553	13.50
13	Jennifer Hamson, 2010-14	122	1,437	11.78
14	Lisa Rathbun, 1988-92	107	1,431	13.37
15	Kari Gallup, 1994-98	112	1,426	12.73
16	Mallory Gillespie Carling, 2004-08	124	1,402	11.31
17	Valerie Cravens, 1980-84	109	1,382	12.68
18	Jeanette Weston, 1978-82	124	1,371	11.06
19	Thais Kidd, 1991-95	113	1,352	11.96
20	Mindy Nielson Bonham, 2007-11	125	1,322	10.58
21	Cassie Broadhead Devashrayee, 2014-18	124	1,316	10.61
22	Brenna Chase Drollinger, 2016-20	124	1,304	10.52
23	Haley Hall Steed, 2006-13	143	1,290	9.02
24	Ambrosia Anderson, 2002-06	121	1,285	10.62
25	Makenzi Morrison Pulsipher, 2013-17	126	1,243	9.87
26	Kim Beeston, 2009-14	143	1,241	8.68
27	Morgan Bailey, 2010-15	122	1,202	9.85
28	Danielle Cheesman, 2001-05	123	1,159	9.42
29	Behka Stafford, 1992-96	103	1,123	10.90
30	Kristen Riley, 2008-12	129	1,042	8.08
31	Kimberly Talbot, 1987-91	108	1,024	9.48
32	Scarlett Overly, 1987-89	54	1,022	18.93
33	Coriann Wood Fraughton, 2007-11	123	1,002	8.15
Active Leader: Emma Calvert		89	578	6.5

\*3-point field goals were not recorded until the 1986-87 season

### POINTS PER GAME (Min. 50 Games Played)

Rk	Name, Years	G	Pts	Avg
1	Tina Gunn Robison, 1976-80	101	2,759	27.32
2	Tresa Spaulding Hamson, 1984-87	107	2,309	21.58
3	Scarlett Overly, 1987-89	54	1,022	18.93
4	Jackie Beene McBride, 1978-82	124	2,249	18.14
5	Lexi Eaton Rydalch, 2011-16	142	2,535	17.85
6	Shaylee Gonzales, 2018-22	88	1,555	17.67
7	Erin Thorn, 1999-03	127	2,061	16.23
8	Cathy Nixon, 1984-88	111	1,771	15.95
9	Debbie Dimond Freeland, 1991-95	113	1,720	15.22
10	Cindy Battistone, 1981-85	114	1,644	14.42
11	Lauren Gustin, 2020-24	119	1,666	14.00
12	Lori Vreeken, 1980-84	115	1,553	13.50
13	Lisa Rathbun, 1988-92	107	1,431	13.37
14	Paisley Johnson Harding, 2017-22	146	1,938	13.27
15	Kari Gallup, 1994-98	112	1,426	12.73
16	Valerie Cravens, 1980-84	109	1,382	12.68
17	Kalani Purcell, 2015-17	65	804	12.37
18	Cady Williams, 1998-2000	55	666	12.11
19	Thais Kidd, 1991-95	113	1,352	11.96
20	Jennifer Hamson, 2010-14	122	1,437	11.78
Active Leader: Amari Whiting		33	349	10.58

### FIELD GOALS MADE

Rk	Name, Years	Field Goals
1	Tina Gunn Robison, 1976-80	1107
2	Tresa Spaulding Hamson, 1983-87	968
3	Jackie Beene McBride, 1978-82	924
4	Lexi Eaton Rydalch, 2011-16	856
5	Cathy Nixon, 1984-88	730
6	Lauren Gustin, 2020-24	729
7	Erin Thorn, 1999-2003	706
8	Debbie Dimond Freeland, 1991-95	678

9	Paisley Johnson Harding, 2017-22	663
10	Lori Vreeken, 1980-84	652
11	Shaylee Gonzales, 2018-22	580
12	Cindy Battistone, 1981-85	577
13	Jennifer Hamson, 2010-14	549
14	Valerie Cravens, 1980-84	547
15	Jeanette Weston, 1978-82	525
16	Mindy Nielson Bonham	524
17	Morgan Bailey, 2011-15	506
18	Ambrosia Anderson, 2002-06	494
19	Mallory Gillespie Carling, 2004-08	483
20	Kari Gallup, 1994-98	481
Active Leader: Emma Calvert		223

### FIELD GOAL ATTEMPTS

Rk	Name, Years	Field Goal Attempts
1	Lexi Eaton Rydalch, 2011-16	1,982
2	Tina Gunn Robison, 1976-80	1,943
3	Jackie Beene McBride, 1978-82	1,912
4	Erin Thorn, 1999-2003	1,637
5	Tresa Spaulding Hamson, 1983-87	1,589
6	Paisley Johnson Harding, 2017-22	1,581
7	Cathy Nixon, 1984-88	1,505
8	Lauren Gustin, 2020-24	1,468
9	Lori Vreeken, 1980-84	1,339
10	Brenna Chase Drollinger, 2016-20	1,311
11	Haley Hall Steed, 2006-13	1,273
12	Mallory Gillespie Carling, 2004-08	1,266
13	Cindy Battistone, 1981-85	1,260
14	Debbie Dimond Freeland, 1991-95	1,257
15	Shaylee Gonzales, 2018-22	1,247
16	Mindy Nielson Bonham, 2007-11	1,221
17	Ambrosia Anderson, 2002-06	1,213
18	Valerie Cravens, 1980-84	1,193
19	Kari Gallup, 1994-98	1,149
20	Thais Kidd, 1991-95	1,123
Active Leader: Emma Calvert		481

### FIELD GOAL PERCENTAGE (Min. 300 Made Field Goals)

Rk	Name, Years	FG	FGA	Pct
1	Tresa Spaulding Hamson, 1984-87	968	1,589	.609
2	Sara Hamson, 2017-22	336	583	.576
3	Dani Kubik Wright, 2004-07	353	617	.572
4	Tina Gunn Robison, 1976-80	1,107	1,943	.570
5	Jennifer Hamson, 2010-14	549	989	.555
6	Scarlett Overly, 1987-89	459	839	.547
7	Debbie Dimond Freeland, 1991-95	678	1,257	.539
8	Jill Adams, 1996-2000	387	730	.530
9	Jennifer Leitner, 1999-2003	328	624	.526
10	Lauren Riley-Varley, 2004-08	306	595	.514
11	Jeanette Weston, 1978-82	525	1,044	.503
12	Lori Henry Cuff, 1996-2000	328	659	.498
Karen Hancock Beene, 1982-85		315	633	.498
14	Lauren Gustin, 2020-24	729	1,468	.497
15	Lori Vreeken, 1980-84	652	1,339	.487
Lisa Rathbun, 1988-92		472	970	.487
17	Cathy Nixon, 1984-88	730	1,505	.485
Morgan Bailey, 2011-15		506	1,044	.485
19	Jackie Beene McBride, 1978-82	924	1,912	.483
20	Jennifer Cox, 1978-81	334	713	.468
Active Leader: Emma Calvert		223	481	.464

### 3-POINT FIELD GOALS MADE

Rk	Name, Years	3-PT FG
1	Erin Thorn, 1999-03	391
2	Haley Hall Steed, 2006-13	262
3	Kim Beeston, 2009-14	250
Mallory Gillespie Carling, 2004-08		250
5	Brenna Chase Drollinger, 2016-20	244
6	Lexi Eaton Rydalch, 2011-16	226
7	Paisley Johnson Harding, 2017-22	220
8	Kari Gallup, 1994-98	204

9	Makenzie Morrison Pulsipher, 2012-17	188
10	Behka Stafford, 1992-96	180
11	Thais Kidd, 1991-95	171
12	Coriann Wood Fraughton, 2007-11	133
13	Ambrosia Anderson, 2002-06	130
14	Kaylee Smiler, 2019-24	128
15	Stacy Jensen, 1998-2002	123
16	Stephanie Bermunt Seaborn, 2010-13	120
17	Tegan Graham, 2020-22	116
18	Shaylee Gonzales, 2018-22	114
19	Jazmine Foreman, 2007-11	109
20	Nikki Eyre, 1989-94	105
Active Leaders: Emma Calvert		53

### 3-POINT FIELD GOAL ATTEMPTS

Rk	Name, Years	3-PT Field Goal Attempts
1	Erin Thorn, 1999-2003	949
2	Brenna Chase Drollinger, 2016-20	753
Haley Hall Steed, 2006-13		753
4	Mallory Gillespie Carling, 2004-08	715
5	Kim Parker Beeston, 2009-14	680
6	Paisley Johnson Harding	622
7	Lexi Eaton Rydalch, 2011-16	599
8	Makenzi Morrison Pulsipher, 2013-17	517
9	Kari Gallup, 1994-98	516
10	Behka Stafford, 1992-96	496
11	Thais Kidd, 1991-95	466
12	Ambrosia Anderson, 2002-06	378
Coriann Freughton, 2007-11		378
14	Shaylee Gonzales, 2018-22	373
15	Stacy Jensen, 1998-2002	346
16	Stephanie Vermunt Seaborn, 2010-13	338
17	Jazmine Foreman, 2007-11	330
18	Nikki Eyre, 1989-94	327
19	Mindy Nielson Bonham, 2007-11	315
20	Kaylee Smiler, 2019-24	298
Active Leaders: Emma Calvert		180

### 3-POINT FIELD GOAL PERCENTAGE (Min. 75 Made 3-PT FG)

Rk	Name, Years	3FG	3FGA	Pct
1	Kailey Woolston, 2023-24	81	174	.466
2	Kaylee Smiler, 2018-24	128	298	.430
3	Tegan Graham, 2020-22	116	280	.414
4	Erin Thorn, 1999-2003	391	949	.412
5	Kari Gallup, 1994-98	204	516	.395
6	Nani Falatea, 2021-24	85	217	.392
7	Kim Talbot, 1987-92	75	192	.391
8	Kylie Maeda, 2012-16	98	252	.389
9	Lexi Eaton Rydalch, 2011-16	226	599	.377
10	Kim Parker Beeston, 2009-14	250	680	.368
11	Thais Kidd, 1991-95	171	466	.367
12	Makenzi Morrison Pulsipher, 2013-17	188	517	.364
13	Behka Stafford, 1992-96	180	496	.363
14	Stacy Jensen, 1998-2002	123	346	.355
Stephanie Vermunt Seaborn, 2010-13		120	338	.355
16	Paisley Johnson Harding, 2017-22	220	622	.354
17	Coriann Wood Fraughton, 2007-11	133	378	.352
18	Mallory Gillespie Carling, 2004-08	250	715	.350
19	Cassie Broadhead Devashrayee, 2014-18	99	284	.349
20	Haley Hall Steed, 2006-13	262	753	.348
Active Leader: Arielle Mackey-Williams		45	131	.344

### 3-POINT FIELD GOALS PER GAME

Rk	Name, Years	G	3FG	3FG/G
1	Erin Thorn, 1999-2003	127	391	3.08
2	Tegan Graham, 2020-22	55	116	2.11
3	Mallory Gillespie Carling, 2004-08	124	250	2.02
4	Brenna Chase Drollinger, 2016-20	124	244	1.97
5	Haley Hall Steed, 2006-13	143	262	1.83
6	Kari Gallup, 1994-98	112	204	1.82
7	Kim Parker Beeston, 2009-14	143	250	1.75







## INDIVIDUAL CAREER RECORDS

Behka Stafford, 1992-96	103	180	1.75
9 Lexi Eaton Rydalch, 2011-16	142	226	1.59
10 Thais Kidd, 1991-95	113	171	1.51
Paisley Johnson Harding, 2017-22	146	220	1.51
12 Makenzi Morrison Pulsipher, 2013-17	126	188	1.49
13 Nani Falatea, 2021-24	64	85	1.33
14 Shaylee Gonzales, 2018-22	88	114	1.30
15 Cady Williams, 1998-2000	55	71	1.29
16 Stephanie Vermont Seaborn, 2010-13	96	120	1.25
17 Coriann Wood Fraughton, 2007-11	123	133	1.08
18 Ambrosia Anderson, 2002-06	121	130	1.07
19 Stacy Jensen, 1998-2002	123	123	1.00
20 Amanda Covington, 1997-99	58	55	0.95
Active Leaders: Amari Whiting	31	33	0.94

### FREE THROWS MADE

Rk	Name, Years	Free Throws Made
1	Lexi Eaton Rydalch, 2011-16	596
2	Tina Gunn Robison, 1976-80	545
3	Lisa Rathbun, 1988-92	485
4	Cindy Battistone, 1981-85	479
5	Jackie Beene McBride, 1978-82	401
6	Cassie Broadhead Devashrayee, 2014-18	397
7	Paisley Johnson Harding, 2017-22	392
8	Tresa Spaulding Hamson, 1983-87	373
9	Debbie Dimond Freeland, 1991-95	364
10	Jennifer Hamson, 2010-14	339
11	Jeanette Weston, 1978-82	321
12	Cathy Nixon, 1984-88	311
13	Valerie Cravens, 1980-84	287
14	Shaylee Gonzales, 2018-22	281
15	Makenzi Morrison Pulsipher, 2013-17	273
16	Thais Kidd, 1991-95	269
17	Kari Gallup, 1994-98	260
18	Erin Thorn, 1999-2003	258
19	Kathy Denton, 1981-85	254
20	Lori Vreeken, 1980-84	248
Active Leaders: Amari Whiting		80

### FREE THROW ATTEMPTS

Rk	Name, Years	Free Throws Made
1	Lexi Eaton Rydalch, 2011-16	791
2	Tina Gunn Robison, 1976-80	733
3	Cindy Battistone, 1981-85	667
4	Lisa Rathbun, 1988-92	627
5	Jackie Beene McBride, 1978-82	562
6	Tresa Spaulding Hamson, 1983-87	556
7	Debbie Dimond Freeland, 1991-95	520
8	Paisley Johnson Harding, 2017-22	506
9	Cassie Broadhead Devashrayee, 2014-18	487
10	Jennifer Hamson, 2010-14	476
11	Jeanette Weston, 1978-82	425
12	Cathy Nixon, 1984-88	424
13	Valerie Cravens, 1980-84	388
14	Lauren Gustin, 2020-24	387
15	Kathy Denton, 1981-85	371
16	Shaylee Gonzales, 2018-22	365
17	Thais Kidd, 1991-95	357
18	Makenzi Morrison Pulsipher, 2013-17	345
19	Lori Vreeken, 1980-84	333
20	Kristen Riley, 2008-12	320
Active Leaders: Amari Whiting		135

### FREE THROW PERCENTAGE (Min. 200 Made Free Throws)

Rk	Name, Years	FT	FTA	Pct
1	Erin Thorn, 1999-03	258	300	.860
2	Kari Gallup, 1994-98	260	313	.831
3	Cassie Broadhead Devashrayee, 2014-18	397	487	.815
4	Makenzi Morrison Pulsipher, 2013-17	273	345	.791
5	Behka Stafford, 1992-96	221	281	.786
6	Stacy Jensen, 1998-2002	231	296	.780
7	Paisley Johnson Harding, 2017-22	392	506	.775

Jennifer Leitner, 1999-2003	200	258	.775
9 Lisa Rathbun, 1988-92	485	627	.774
10 Shaylee Gonzales, 2018-22	281	365	.770
11 Julie Whetten Sullivan, 2000-05	219	287	.763
12 Jeanette Weston, 1978-82	321	425	.755
13 Thais Kidd, 1991-95	269	357	.754
14 Lexi Eaton Rydalch, 2011-16	596	791	.753
15 Lori Vreeken, 1980-84	248	333	.745
16 Tina Gunn Robison, 1976-80	545	733	.744
17 Valerie Cravens, 1980-84	287	388	.740
18 Cathy Nixon, 1984-88	311	424	.733
19 Cindy Battistone, 1981-85	479	667	.718
20 Jackie Beene McBride, 1978-82	401	562	.714
Active Leader: Arielle Mackey-Williams	58	66	.879

### REBOUNDS

Rk	Name, Years	Rebounds
1	Lauren Gustin, 2020-24	1,694
2	Tina Gunn Robison, 1976-80	1,482
3	Tresa Spaulding Hamson, 1983-87	980
4	Jennifer Hamson, 2010-14	965
5	Debbie Dimond Freeland, 1991-95	869
6	Cindy Battistone, 1981-85	861
7	Sara Hamson, 2017-22	813
8	Morgan Bailey, 2010-15	762
9	Lisa Rathbun, 1988-92	758
10	Kalani Purcell, 2015-17	753
11	Kristen Riley, 2008-12	744
12	Valerie Cravens, 1980-84	743
13	Danielle Cheesman, 2001-05	715
14	Lexi Eaton Rydalch, 2011-16	695
15	Jackie Beene McBride, 1978-82	680
16	Jennifer Leitner, 1999-2003	674
17	Lauren Riley Varley, 2004-08	673
18	Lori Vreeken, 1980-84	649
19	Jill Adams, 1996-2000	640
20	Ambrosia Anderson, 2002-06	634
Active Leader: Emma Calvert		314

### REBOUNDS PER GAME

Rk	Name, Years	G	Reb	Avg
1	Tina Gunn Robison, 1976-80	101	1,472	14.57
2	Lauren Gustin, 2020-24	119	1,694	14.24
3	Kalani Purcell, 2015-17	65	753	11.58
4	Terrie McAdam, 1975-77	-	-	9.40
5	Tresa Spaulding Hamson, 1983-87	110	980	9.16
6	Jennifer Hamson, 2010-14	122	965	7.91
7	Debbie Dimond Freeland, 1991-95	113	869	7.69
8	Cindy Battistone, 1981-85	114	861	7.55
9	Scarlett Overly, 1987-89	54	407	7.54
10	Lisa Rathbun, 1988-92	107	758	7.08
11	Jennifer Leitner, 1999-2003	96	674	7.02
12	Valerie Cravens, 1980-84	109	743	6.82
13	Karen Hancock Bean, 1982-85	76	505	6.64
14	Morgan Bailey, 2011-15	122	762	6.25
15	Amberli Gustin Nelson, 1989-92	87	537	6.17
16	Dani Kubik Wright, 2004-07	84	505	6.01
17	Danielle Cheesman, 2001-05	123	715	5.81
18	Tomika Young, 1991-93	58	335	5.78
19	Sara Hamson, 2017-22	141	813	5.77
	Kristen Riley, 2008-12	129	744	5.77
Active Leader: Amari Whiting		33	163	4.9

### OFFENSIVE REBOUNDS

Rk	Name, Years	Offensive Rebounds
1	Lauren Gustin, 2020-24	547
2	Jennifer Hamson, 2010-14	304
3	Debbie Dimond Freeland, 1991-95	294
4	Kristen Riley, 2008-12	262
5	Sara Hamson, 2017-22	259
6	Danielle Cheesman, 2001-05	242
7	Lauren Riley Varley, 2004-08	241

8 Jennifer Leitner, 1999-2003	228
9 Lexi Eaton Rydalch, 2011-16	221
10 Lori Henry Cuff, 1996-2000	220
11 Dani Kubik Wright, 2004-07	218
12 Amberlie Gustin Nelson, 1989-92	206
13 Jill Adams, 1996-2000	193
14 Thais Kidd, 1991-95	177
15 Shawnee Slade, 2005-09	175
16 Morgan Bailey, 2011-15	174
17 Kalani Purcell, 2015-17	171
18 Amanda Wayment, 2014-18	170
19 Coriann Wood Fraughton, 2007-11	166
Shaylee Gonzales, 2018-22	166
Active Leader: Emma Calvert	68

\*Offensive Rebounds were not recorded until the 1990-91 season

### ASSISTS

Rk	Name, Years	Assists
1	Haley Hall Steed, 2006-13	813
2	Valerie Cravens, 1980-1984	613
3	Erin Thorn, 1999-03	505
4	Kathy Denton, 1981-85	504
5	Mindy Nielson Bonham, 2007-11	468
6	Karina Zapata, 1985-89	459
7	Thais Kidd, 1991-95	438
8	Stacy Jensen, 1998-02	432
9	Jazmine Foreman, 2007-11	414
10	Kylie Maeda, 2007-11	405
11	Brenna Chase Drollonger, 2016-20	384
12	Paisley Johnson Harding, 2017-22	381
	Kim Beeston, 2009-14	381
14	Tomika Young, 1991-93	379
15	Cindy Battistone, 1981-85	378
16	Jeanette Weston, 1978-82	368
17	Shaylee Gonzales, 2018-22	358
18	Maria Albiero, 2017-22	346
19	Cassie Broadhead Devashrayee, 2014-18	345
20	Lexi Eaton Rydalch, 2011-16	341
Active Leader: Amari Whiting		123

\*Assists were not tracked until the 1979-80 season

### ASSISTS PER GAME

Rk	Name, Years	G	Ast.	Avg
1	Tomika Young, 1991-93	58	379	6.53
2	Haley Hall Steed, 2006-13	143	813	5.69
3	Valerie Cravens, 1980-84	109	613	5.62
4	Kathy Denton, 1981-85	112	504	4.50
5	Karina Zapata, 1985-89	109	459	4.21
6	Shaylee Gonzales, 2018-22	88	358	4.07
7	Erin Thorn, 1999-2003	127	505	3.98
8	Mindy Nielson Bonham, 2007-11	125	468	3.74
	Thais Kidd, 1991-95	113	438	3.74
10	Amari Whiting, 2023-24	33	123	3.73
11	Tegan Graham, 2020-22	55	197	3.58
12	Stacy Jensen, 1998-2002	123	432	3.51
13	Cindy Battistone, 1981-85	114	378	3.32
14	Jazmine Foreman, 2007-11	125	414	3.31
15	Kalani Purcell, 2015-17	65	213	3.28
16	Jennifer Beck, 1989-91	56	182	3.25
17	Julie Whetten Sullivan, 2000-05	105	337	3.21
	Amanda Covington, 1997-99	58	186	3.21
19	Tanise McIntire Chung-Hoon, 1984-89	106	334	3.15
20	Kylie Maeda, 2012-16	129	405	3.14
Active Career Leader: Amari Whiting		33	123	3.73

\*Assists were not tracked until the 1979-80 season

### BLOCKS (Since 1980-81)

Rk	Name, Years	Blocks
1	Tresa Spaulding Hamson, 1983-87	494
2	Sara Hamson, 2017-22	472
3	Jennifer Hamson, 2010-14	340
4	Debbie Dimond Freeland, 1991-95	268







5	Lori Vreeken, 1980-84	138
6	Jill Adams, 1996-00	123
7	<b>Emma Calvert, 2021-Present</b>	<b>94</b>
	Lauren Riley-Varley, 2004-08	94
9	Kristen Riley, 2008-12	87
10	Jackie Beene McBride, 1978-82	85
11	Cathy Nixon, 1984-88	80
12	Kaylee Smiler, 2019-24	76
13	Shalae Salmon, 2016-20	75
14	Mindy Nielson Bonham, 2007-11	70
15	Amberlie Gustin Nelson, 1989-92	67
	Dani Peterson, 2008-12	67
	Kalani Purcell, 2015-17	67
18	Morgan Bailey, 2011-15	63
	Dani Kubik Wright, 2004-07	63
	Jennifer Leitner, 1999-2003	63
	Active Leader: Emma Calvert	94

\*Blocks were not tracked until the 1979-80 season

**BLOCKS PER GAME (Minimum 50 Games Played or 150 Career Blocks)**

Rk	Name, Years	G	Bk.	Avg
1	Tresa Spaulding Hamson, 1984-87	107	494	4.62
2	Sara Hamson, 2017-22	141	472	3.35
3	Jennifer Hamson, 2010-14	122	340	2.79
4	Debbie Dimond Freeland, 1991-95	113	268	2.37
5	Lori Vreeken, 1980-84	115	138	1.20
6	Jill Adams, 1996-2000	115	123	1.07
7	<b>Emma Calvert, 2021-Present</b>	<b>89</b>	<b>94</b>	<b>1.06</b>
8	Kalani Purcell, 2015-17	65	67	1.03
9	Lauren Riley-Varley, 2004-08	121	94	0.78
	Lisa Hansen, 2001-03	64	50	0.78
	Tomika Young, 1991-93	58	45	0.78
12	Amberli Gustin Nelson, 1989-92	87	67	0.77
13	Dani Kubik Wright, 2004-07	84	63	0.75
14	Cathy Nixon, 1984-88	111	80	0.72
15	Jackie Beene McBride, 1978-82	124	85	0.69
16	Kristen Riley, 2008-12	129	87	0.67
17	Jennifer Leitner, 1999-2003	96	63	0.66
	Karen Hancock Bean, 1982-85	76	50	0.66
19	Shalae Salmon, 2016-20	115	75	0.65
20	Ashleigh Chamberlin, 2002-04	50	31	0.62
	Active Leader: Emma Calvert	89	94	1.06

\*Blocks were not tracked until the 1979-80 season

**STEALS**

Rk	Name, Years	Steals
1	Valerie Cravens, 1980-84	323
2	Kathy Denton, 1981-85	319
3	Haley Hall Steed, 2006-13	294
4	Thais Kidd, 1991-95	273
5	Jackie Beene McBride, 1979-82	240
6	Erin Thorn, 1999-03	236
7	Mindy Nielson Bonham, 2007-11	230
8	Karina Zapata, 1985-89	229
9	Brenna Chase Drollinger, 2016-20	223
10	Tomika Young, 1991-93	212
11	Makenzi Morrison Pulsipher, 2013-17	207
12	Shaylee Gonzales, 2018-22	192
13	Stacy Jensen, 1998-2002	191
14	Lori Vreeken, 1980-84	187
15	Behka Stafford, 1992-96	185
16	Tanise McIntire Chung-Hoon, 1984-89	181
17	Paisley Harding, 2017-22	177
	Cindy Battistone, 1981-85	177
19	Cathy Nixon, 1984-88	164
20	Lexi Eaton Rydalch, 2011-16	162
	Active Leader: Amari Whiting	102

\*Steals were not tracked until the 1979-80 season

**STEALS PER GAME (Minimum 50 Games Played)**

Rk	Name, Years	G	Stl.	Avg
1	Tomika Young, 1991-93	58	212	3.66

2	Valerie Cravens, 1980-84	109	323	2.96
3	Kathy Denton, 1981-85	112	319	2.85
4	Thais Kidd, 1991-95	113	273	2.42
5	Amanda Covington, 1997-99	58	138	2.38
6	Shaylee Gonzales, 2018-22	88	192	2.18
7	Kalani Purcell, 2015-17	65	139	2.14
8	Karina Zapata, 1985-89	109	229	2.10
9	Haley Hall Steed, 2006-13	143	294	2.06
10	Judy Hare, 1984-86	56	113	2.02
11	Jackie Beene McBride, 1978-82	124	240	1.94
12	Erin Thorn, 1999-2003	127	236	1.86
	Danielle Taylor Lundberg, 1987-91	70	130	1.86
14	Mindy Nielson Bonham, 2007-11	125	230	1.84
15	Barbi Carmichael, 1996-98	58	106	1.83
16	Brenna Chase Drollinger, 2016-20	124	223	1.80
	Behka Stafford, 1992-96	103	185	1.80
18	Kim Morriss Baum, 1995-97	56	99	1.77
19	Tanise McIntire Chung-Hoon, 1984-89	106	181	1.71
20	Makenzi Morrison Pulsipher, 2013-17	126	207	1.64
	Active Leader: Arielle Mackey-Williams	52	28	0.54

\*Steals were not tracked until the 1979-80 season

**ASSIST/TURNOVER RATIO (Minimum 50 Games Played)**

Rk	Name, Years	Ast	TO	Ast/TO
1	Haley Hall Steed, 2006-13	813	347	2.34:1
2	Tegan Graham, 2020-22	197	89	2.21:1
3	Tomika Young, 1991-93	379	175	2.17:1
4	Kylie Maeda, 2012-16	405	191	2.12:1
5	Melinda Johnsen, 2003-07	341	164	2.08:1
6	Kestlee Nelson, Dooley, 2002-04	132	70	1.89:1
7	Maria Albiero, 2017-22	346	193	1.79:1
8	Brenna Chase Drollinger, 2016-20	384	228	1.68:1
9	Erin Thorn, 1999-2003	505	318	1.59:1
10	Kaylee Smiler, 2019-24	249	166	1.50:1
11	Karina Zapata, 1985-89	459	314	1.46:1
12	Shaylee Gonzales, 2018-22	358	247	1.45:1
13	Kim Parker Beeston, 2009-14	381	266	1.43:1
	Jazmine Foreman, 2007-11	414	289	1.43:1
15	Stacy Jensen, 1998-2002	432	305	1.42:1
16	Cassie Broadhead Devashrayee, 2014-18	345	246	1.40:1
	Valerie Cravens, 1980-84	613	439	1.40:1
18	Mindy Nielson Bonham, 2007-11	468	358	1.31:1
19	Arielle Mackey-Williams, 2021-Present	123	95	1.30:1
20	Julie Whetten Sullivan, 2000-05	337	269	1.25:1
	Jennie Overdiek Keele, 2002-07	249	200	1.25:1
	Active Leader: Arielle Mackey-Williams	123	95	1.30:1

\*Assists-to-Turnover ratio was not tracked until the 1979-80 season

**TURNOVERS**

Rk	Name, Years	Turnovers
1	Lexi Eaton Rydalch, 2011-16	463
2	Valerie Cravens, 1980-84	439
3	Kathy Denton, 1981-85	406
4	Jeanette Weston, 1978-82	385
5	Thais Kidd, 1991-95	383
6	Cindy Battistone, 1981-85	362
7	Tanise McIntire Chung-Hoon, 1984-89	359
8	Mindy Nielson Bonham, 2007-11	358
9	Lori Vreeken, 1980-84	350
10	Haley Hall Steed, 2006-13	347
11	Cathy Nixon, 1984-88	336
12	Kim Talbot, 1987-92	330
13	Nikki Eyre, 1989-94	324
	Erin Thorn, 1999-2003	318
	Lori Henry Cluff, 1996-2000	318
16	Jackie Beene McBride, 1996-2000	317
17	Paisley Jonshon Harding, 2017-22	316
18	Karina Zapata, 1985-89	314
19	Stacy Jensen, 1998-2002	305
20	Kalani Purcell, 2015-17	302
	Active Leader: Emma Calvert	164

\*Turnovers were not tracked until the 1979-80 season

**PERSONAL FOULS**

Rk	Name, Years	Personal Fouls
1	Danielle Cheesman, 2001-05	377
2	Cathy Nixon, 1984-88	372
3	Lisa Rathbun, 1988-92	357
4	Paisley Johnson Harding, 2017-22	356
5	Sara Hamson, 2017-22	354
6	Valerie Cravens, 1980-84	349
7	Lexi Eaton Rydalch, 2011-16	347
8	Tresa Spaulding Hamson, 1983-87	342
9	Jeanette Weston, 1978-82	336
10	Jazmine Foreman, 2007-11	314
11	Lauren Riley-Varley, 2004-08	311
12	Lori Vreeken, 1980-84	309
13	Kristen Riley, 2008-12	300
14	Lori Henry Cuff, 1996-2000	298
15	Dani Kubik Wright, 2004-07	295
16	Coriann Wood Fraughton, 2007-11	292
17	Nikki Eyre, 1989-94	291
18	Haley Hall Steed, 2006-13	287
	Lauren Gustin, 2020-24	287
20	Kathy Denton, 1981-85	282
	Active Leader: Emma Calvert	228

**TIMES DISQUALIFIED**

Rk	Name, Years	Times Disqualified
1	Lisa Rathbun, 1988-92	24
2	Tresa Spaulding Hamson, 1983-87	23
3	Dani Kubik Wright, 2004-07	21
4	Cathy Nixon, 1984-88	20
5	Danielle Cheesman, 2001-05	18
6	Amanda Wayment, 2014-18	14
7	Amberli Gustin Nelson, 1989-92	12
	Karen Hancock Bean, 1982-85	12
9	Jazmine Foreman, 2007-11	11
	Julie Whetten Sullivan, 2000-05	11
	Scarlett Overly, 1987-89	11
	Tanise McIntire Chung-Hoon, 1984-89	11
	Kathy Denton, 1981-85	11
	Lori Vreeken, 1980-84	11
	Valerie Cravens, 1980-84	11
16	Ashleigh Chamberlin, 2002-04	10
17	Jeanette Weston, 1978-82	10
18	Shalae Salmon, 2016-20	9
	Lexi Eaton Rydalch, 2011-16	9
	Lauren Riley-Varley, 2004-08	9
	Active Leader: Emma Calvert	8

**GAMES PLAYED**

Rk	Name, Years	Games
1	Paisley Johnson Harding, 2017-22	146
	Maria Albiero, 2017-22	146
3	Kim Beeston, 2009-14	143
	Haley Hall Steed, 2006-13	143
5	Lexi Eaton Rydalch, 2011-16	142
6	Sara Hamson, 2017-22	141
7	Kaylee Smiler, 2019-24	136
8	Xojian Harry, 2011-15	134
9	Jennie Keele, 2002-07	130
10	Kylie Maeda, 2012-16	129
	Kristen Riley, 2008-12	129
12	Erin Thorn, 1999-2003	127
13	Makenzi Morrison Pulsipher, 2012-17	126
14	Keilani Moeaki Unga, 2007-13	125
	Mindy Nielson Bonham, 2007-11	125
	Jazmine Foreman, 2007-11	125
	Lisa Osguthorpe, 1998-2002	125
18	Brenna Chase Drollinger, 2016-20	124
	Cassie Broadhead Devashrayee, 2014-18	124
	Mallory Gillespie Carling, 2004-08	124
	Jeanette Weston, 1978-82	124
	Jackie Beene McBride, 1979-82	124







## INDIVIDUAL CAREER RECORDS

23	Coriann Wood Fraughton, 2007-11	123
	Shawnee Slade, 2005-09	123
	Danielle Cheesman, 2001-05	123
	Stacy Jensen, 1998-2002	123
27	Kristine Fuller Nielson, 2012-17	122
	Morgan Bailey, 2010-15	122
	Jennifer Hamson, 2010-14	122
	Melinda Johnsen Bendall, 2003-07	122
31	Lauren Riley Varley, 2004-08	121
	Ambrosia Anderson, 2002-06	121
33	Jasmine Moody, 2015-20	120
34	Lauren Gustin, 2020-24	119
35	Shalae Salmon, 2016-20	115
	Jill Adams, 1996-20	115
	Lori Vreeken, 1980-84	115
38	Cindy Battiston, 1981-85	114
	Nikki Wyre, 1990-94	114
	Active Leader: Emma Calvert	89

### GAMES STARTED

Rk	Name, Years	Games Started
1	Lexi Eaton Rydalch, 2011-16	141
2	Haley Hall Steed, 2006-13	135
3	Erin Thorn, 1999-2003	125
4	Lauren Gustin, 2020-24	119
5	Paisley Johnson Harding, 2017-22	116
6	Mindy Nielson Bonham, 2007-11	115
7	Debbie Dimond Freeland, 1991-95	113
8	Danielle Cheesman, 2001-05	109
9	Mallory Gillispie Carling, 2004-08	107
10	Jazmine Foreman, 2007-11	104
	Jennie Overdiek Keele, 2002-07	104
12	Melinda Johnsen, 2003-07	103
13	Kim Parker Beeston, 2009-14	102
14	Keilani Moeaki Unga, 2007-13	101
15	Kylie Maeda, 2012-16	100
16	Makenzi Morrison Pulsipher, 2013-17	99
	Stacy Jensen, 1998-2002	99
18	Thais Kidd, 1991-95	98
19	Maria Albiero, 2017-22	91
20	Jill Adams, 1996-2000	88
	Kari Gallup, 1994-98	88
	Active Leader: Emma Calvert	41

\*Games Started were not tracked until the 1990-91 season

### MINUTES PLAYED

Rk	Name, Years	G	Min	Min/G
1	Haley Hall Steed, 2006-13	143	4,740	33.14
2	Paisley Johnson Harding, 2017-22	146	4,363	29.88
3	Erin Thorn, 1999-2003	127	4,228	33.29
4	Lexi Eaton Rydalch, 2011-16	142	4,191	29.51
5	Lauren Gustin, 2020-24	119	4,108	34.52
6	Mindy Nielson Bonham, 2007-11	125	4,003	32.02
7	Kim Parker Beeston, 2009-14	143	3,800	26.57
8	Thais Kidd, 1991-95	113	3,692	32.67
9	Brenna Chase Drollinger, 2016-20	124	3,665	29.56
10	Makenzi Morrison Pulsipher, 2013-17	126	3,458	27.44
11	Stacy Jensen, 1998-2002	123	3,438	27.95
12	Kylie Maeda, 2012-16	129	3,411	26.44
13	Karina Zapata, 1985-89	109	3,386	31.06
14	Jazmine Foreman, 2007-11	125	3,296	26.37
15	Debbie Dimond Freeland, 1991-95	113	3,208	28.39
16	Maria Albiero, 2017-22	146	3,198	21.90
17	Cathy Nixon, 1984-88	111	3,154	28.41
18	Cassie Broadhead Devashrayee, 2014-18	124	3,137	25.30
19	Melinda Johnsen, 2003-07	122	3,122	25.59
20	Kaylee Smiler, 2019-24	136	3,048	22.41
	Active Leader: Emma Calvert			

\*Minutes were not tracked until the 1983-84 season

### MINUTES PLAYED PER GAME (Minimum 50 Games Played)

Rk	Name, Years	G	Min	Min/G
1	Kalani Purcell, 2015-17	65	2,353	36.12
2	Tomika Young, 1991-93	58	2,064	35.35
3	Lauren Gustin, 2020-24	119	4,108	34.32
4	Shaylee Gonzales, 2018-22	88	2,956	33.35
5	Erin Thorn, 1999-2003	127	4,228	33.17
6	Haley Hall Steed, 2006-13	143	4,740	33.08
7	Thais Kidd, 1991-95	113	3,692	32.40
8	Mindy Nielson Bonham, 2007-11	125	4,003	32.01
9	Scarlett Overly, 1987-89	54	1,727	31.59
10	Karina Zapata, 1985-89	109	3,386	31.03
11	Paisley Johnson Harding, 2017-22	146	4,363	29.53
12	Cady Williams, 1998-2000	55	1,628	29.36
13	Brenna Chase Drollinger, 2016-20	124	3,665	29.33
14	Lexi Eaton Rydalch, 2011-16	142	4,191	29.31
15	Cathy Nixon, 1984-88	111	3,154	28.25
16	Debbie Dimond Freeland, 1991-95	113	3,208	28.23
17	Stacy Jensen, 1998-2002	123	3,438	27.57
18	Kim Morris Baum, 1995-97	56	1,559	27.50
19	Makenzi Morrison Pulsipher, 2013-17	126	3,458	27.27
20	Tegan Graham, 2020-22	55	1,498	27.15
	Active Leader: Amari Whiting	33	1,046	31.42

\*Minutes were not tracked until the 1983-84 season

### DOUBLE-DOUBLES

Rk	Name, Years	Dbl-Dbl
1		

### CONSECUTIVE DOUBLE-DOUBLES

Rk	Name, Years	Dbl-Dbl
1		

### TRIPLE DOUBLES

Rk	Name, Years	Tpl-Dbl
1		





## POINTS SCORED

Rk	Name, Season	Points
1	Tina Gunn Robison, 1979-80 <sup>^</sup>	967
2	Tina Gunn Robison, 1978-79 <sup>*</sup>	864
3	Tresa Spaulding Hamson, 1986-87 <sup>^</sup>	810
4	Lexi Eaton Rydalch, 2015-16	798
5	Jackie Beene McBride, 1981-82 <sup>*</sup>	728
6	Tina Gunn Robison, 1977-78 <sup>*</sup>	705
7	Lexi Eaton Rydalch, 2014-15	677
8	Jackie Beene McBride, 1980-81 <sup>*</sup>	629
9	Cindy Battistone, 1984-85 <sup>*</sup>	621
	Jennifer Hamson, 2013-14	621

<sup>\*</sup>3-point field goals were not instituted until the 1986-87 season

<sup>^</sup>National Leader

## POINTS PER GAME

Rk	Name, Season	G	Pts	Avg
1	Tina Gunn Robison, 1979-80 <sup>*</sup>	31	967	31.2
2	Tina Gunn Robison, 1978-79 <sup>*</sup>	28	864	30.9
3	Tresa Spaulding Hamson, 1986-87 <sup>^</sup>	28	810	28.9
4	Tina Gunn Robison, 1977-78 <sup>*</sup>	27	705	26.1
5	Tresa Spaulding Hamson, 1985-86 <sup>*</sup>	25	612	24.5
6	Lexi Eaton Rydalch, 2015-16	33	798	24.2
7	Jackie Beene McBride, 1980-81 <sup>*</sup>	28	629	22.5
8	Cindy Battistone, 1984-85 <sup>*</sup>	28	621	22.2
9	Scarlett Overly, 1988-89	27	595	22.0
10	Jackie Beene McBride, 1981-82 <sup>*</sup>	35	728	20.8

<sup>\*</sup>3-point field goals were not instituted until the 1986-87 season

<sup>^</sup>National Leader

## FIELD GOALS MADE

Rk	Name, Season	Made Field Goals
1	Tina Gunn Robison, 1979-80 <sup>*</sup>	375
2	Tresa Spaulding Hamson, 1986-87	347
3	Tina Gunn Robison, 1978-79 <sup>*</sup>	345
4	Tina Gunn Robison, 1977-78 <sup>*</sup>	291
5	Jackie Beene McBride, 1981-82 <sup>*</sup>	288
6	Lexi Eaton Rydalch, 2015-16	272
7	Scarlett Overly, 1988-89	265
8	Jackie Beene McBride, 1980-81 <sup>*</sup>	258
9	Jackie Beene McBride, 1979-80 <sup>*</sup>	252
10	Tresa Spaulding Hamson, 1985-86 <sup>*</sup>	248

## FIELD GOAL ATTEMPTS

Rk	Name, Season	Field Goal Attempts
1	Jackie Beene McBride, 1981-82	661
2	Tina Gunn Robison, 1979-80 <sup>*</sup>	375
3	Lexi Eaton Rydalch, 2015-16	614
4	Tina Gunn Robison, 1977-78	570
5	Tina Gunn Robison, 1978-79	553
6	Tresa Spaulding Hamson, 1986-87	536
7	Ambrosia Anderson, 2005-06	533
8	Jacksi Beene McBride, 1980-81	527
9	Lexi Eaton Rydalch, 2014-15	507
10	Scarlett Overly, 1988-89	495

## FIELD GOAL PERCENTAGE (min. 50 made field goals)

Rk	Name, Season	FG	FGA	Pct
1	Sara Hamson, 2020-21	59	86	.686
2	Sara Hamson, 2021-22	64	94	.681
3	Tresa Spaulding Hamson, 1986-87	347	536	.647
4	Tresa Spaulding Hamson, 1985-86	248	390	.636
5	Amanda Wayment, 2016-17	59	94	.628
6	Tina Gunn Robison, 1978-79	345	553	.624
7	Jill Adams, 1998-99	125	206	.607
8	Tina Gunn Robison, 1979-80	375	629	.596
9	Karina Zapata, 1985-86	59	99	.596
10	Dani Wright, 2006-07	167	281	.594

## 3-POINT FIELD GOALS MADE

Rk	Name, Season	Made 3PT Field Goals
1	Erin Thorn, 2001-02	108

2	Erin Thorn, 2002-03	99
3	Kim Beeston, 2013-14	98
4	Erin Thorn, 2000-01	93
5	Erin Thorn, 1999-00	91
6	Brenna Chase Drollinger, 2018-19	88
7	Lexi Eaton Rydalch, 2015-16	84
8	Kailey Woolston, 2023-24	81
	Kari Gallup, 1997-98	81
10	Kim Parker Beeston, 2012-13	74

<sup>\*</sup>3-point field goals were not instituted until the 1986-87 season

## 3-POINT FIELD GOAL ATTEMPTS

Rk	Name, Season	3PT Field Goal Attempts
1	Erin Thorn, 2001-02	264
2	Brenna Chase Drollinger, 2018-19	250
3	Kim Beeston, 2013-14	244
4	Erin Thorn, 2002-03	241
5	Erin Thorn, 2000-01	234
6	Lexi Eaton Rydalch, 2015-16	222
	Mallory Gillispie Carling, 2006-07	222
8	Brenna Chase Drollinger, 2019-20	216
9	Erin Thorn, 1999-2000	210
10	Brenna Chase Drollinger, 2017-18	209

<sup>\*</sup>3-point field goals were not instituted until the 1986-87 season

## 3-POINT FIELD GOAL PERCENTAGE (min. 35 3FG made)

Rk	Name, Season	3FG	3FGA	Pct
1	Kaylee Smiler, 2022-23	45	96	.469
2	Tegan Graham, 2020-21	44	94	.468
3	Stephanie Vermunt, 2011-12	49	105	.467
4	Kailey Woolston, 2023-24	81	174	.466
5	Kaylee Smiler, 2023-24	42	91	.462
6	Kylie Maeda, 2015-16	36	79	.456
7	Coriann Wood Fraughton, 2009-10	51	116	.440
8	Erin Thorn, 1999-00	91	210	.433
9	Kim Talbot, 1991-92	50	118	.424
10	Cassie Broadhead Devashrayee, 2016-17	48	114	.421

<sup>\*</sup>3-point field goals were not instituted until the 1986-87 season

## 3-POINT FIELD GOAL PERCENTAGE (min. 70 3FG made)

Rk	Name, Season	3FG	3FGA	Pct
1	Kailey Woolston, 2023-24	81	174	.466
2	Erin Thorn, 1999-00	91	210	.433
3	Kari Gallup, 1997-98	81	194	.418
4	Erin Thorn, 2002-03	99	241	.411
5	Erin Thorn, 2001-02	108	264	.409
6	Kim Parker Beeston, 2013-14	98	244	.402
7	Erin Thorn, 2000-01	93	234	.397
8	Tegan Graham, 2021-22	72	186	.387
9	Kim Parker Beeston, 2012-13	74	194	.381
10	Haley Hall Steed, 2012-13	72	199	.362
	Lexi Eaton Rydalch, 2015-16	84	222	.378

<sup>\*</sup>3-point field goals were not instituted until the 1986-87 season

## 3-POINT FIELD GOALS PER GAME

Rk	Name, Season	G	3FG	3FG/G
1	Erin Thorn, 2000-01	33	108	3.27
2	Erin Thorn, 2002-03	31	99	3.19
3	Erin Thorn, 1999-2000	31	91	2.94
4	Erin Thorn, 2000-01	32	93	2.91
5	Kim Beeston, 2013-14	35	98	2.80
6	Kari Gallup, 1997-98	29	81	2.79
7	Brenna Chase Drollinger, 2018-19	33	88	2.67
8	Lexi Eaton Rydalch, 2015-16	33	84	2.55
9	Kailey Woolston, 2023-24	32	81	2.53
10	Tegan Graham, 2021-22	30	72	2.40

<sup>\*</sup>3-point field goals were not instituted until the 1986-87 season

## FREE THROWS MADE

Rk	Name, Season	Made Free Throws
1	Tina Gunn Robison, 1979-80	217
2	Cindy Battistone, 1984-85	176

3	Tina Gunn Robison, 1978-79	174
4	Jennifer Hamson, 2013-14	173
5	Lexi Eaton Rydalch, 2013-14	171
	Cassie Broadhead Devashrayee, 2017-18	171
7	Lexi Eaton Rydalch, 2015-16	170
8	Lexi Eaton Rydalch, 2014-15	162
9	Cassie Broadhead Devashrayee, 2016-17	155
	Lisa Rathbun, 1990-91	155

## FREE THROW ATTEMPTS

Rk	Name, Season	Free Throw Attempts
1	Tina Gunn Robison, 1979-80	291
2	Jennifer Hamson, 2013-14	242
3	Lexi Eaton Rydalch, 2015-16	239
4	Cindy Battistone, 1984-85	231
5	Lexi Eaton Rydalch, 2014-15	221
6	Tina Gunn Robison, 1978-79	220
7	Cassie Broadhead Devashrayee, 2017-18	214
8	Jackie Beene McBride, 1981-82	211
9	Lexi Eaton Rydalch, 2013-14	205
10	Lisa Rathbun, 1989-90	201

## FREE THROW PERCENTAGE (min. 50 made free throws)

Rk	Name, Season	FT	FTA	Pct
1	Erin Thorn, 2002-03	87	95	.916
2	Jill Adams, 1998-99	52	60	.867
3	Kari Gallup, 1997-98	89	103	.864
4	Arielle Mackey-Williams, 2022-2023	50	58	.862
5	Mallory Gillispie Carling, 2006-07	79	92	.859
6	Behka Stafford, 1992-93	60	70	.857
7	Stacy Jensen, 2001-02	59	69	.855
8	Erin Thorn, 2000-01	57	67	.851
9	Valerie Cravens, 1983-84	61	72	.847
10	Paisley Harding, 2021-22	99	117	.846
	Kim Parker Beeston, 2011-12	55	65	.846

## REBOUNDS

Rk	Name, Season	Rebounds
1	Lauren Gustin, 2022-23 <sup>^</sup>	552
2	Lauren Gustin, 2023-24 <sup>^</sup>	504
3	Tina Gunn Robison, 1979-80 <sup>^</sup>	462
4	Kalani Purcell, 2015-16	416
5	Tina Gunn Robison, 1977-78	412
6	Jennifer Hamson, 2013-14	404
7	Tina Gunn Robison, 1978-79	387
8	Morgan Bailey, 2014-15	346
9	Kalani Purcell, 2016-17	337
10	Lauren Gustin, 2021-22	335

<sup>^</sup>National Leader

## REBOUNDS PER GAME

Rk	Name, Season	G	Reb	Avg
1	Lauren Gustin, 2022-23 <sup>^</sup>	33	552	16.7
2	Lauren Gustin, 2023-24 <sup>^</sup>	33	504	15.3
	Tina Gunn Robison, 1977-78	27	412	15.3
4	Tina Gunn Robison, 1979-80	31	462	14.9
5	Tina Gunn Robison, 1976-77			14.1
6	Tina Gunn Robison, 1978-79	28	387	13.8
7	Lauren Gustin, 2020-21	24	303	12.6
	Kalani Purcell, 2015-16	33	416	12.6
9	Terrie McAdam, 1975-76			11.8
10	Lauren Gustin, 2021-22	29	335	11.6

<sup>^</sup>National Leader

## OFFENSIVE REBOUNDS

Rk	Name, Season	Offensive Rebounds
1	Lauren Gustin, 2023-24	171
2	Lauren Gustin, 2022-23	165
3	Lauren Gustin, 2021-22	126
4	Jennifer Hamson, 2013-14	118
5	Amberli Gustin Nelson, 1990-91	106
6	Dani Wright, 2006-07	105





## INDIVIDUAL SEASON RECORDS

7	Kalani Purcell, 2015-16	103
8	Debbie Dimond Freeland, 1991-92	102
9	Dani Wright, 2005-06	90
10	Caroline Beus, 2000-01	87

\*Offensive rebounds were not tracked until the 1990-91 season

### OFFENSIVE REBOUNDS PER GAME

Rk	Name, Season	G	Off. Reb	Avg
1	Lauren Gustin, 2023-24 <sup>a</sup>	33	171	5.18
2	Lauren Gustin, 2022-23	33	165	5.00
3	Lauren Gustin, 2021-22	29	126	4.34
4	Amberli Gustin Nelson, 1990-91	29	106	3.66
5	Lauren Gustin, 2020-21	24	85	3.54
6	Debbie Dimond Freeland, 1991-92	29	102	3.52
7	Jennifer Hamson, 2013-14	35	118	3.37
8	Dani Wright, 2006-07	33	105	3.18
9	Kalani Purcell, 2015-16	33	103	3.12
10	Lauren Varley, 2007-08	28	83	2.96

\*Offensive rebounds were not tracked until the 1990-91 season

### DEFENSIVE REBOUNDS

Rk	Name, Season	Defensive Rebounds
1	Lauren Gustin, 2022-23	387
2	Lauren Gustin, 2023-24	333
3	Kalani Purcell, 2015-16	313
4	Jennifer Hamson, 2013-14	286
5	Morgan Bailey, 2014-15	283
6	Kalani Purcell, 2016-17	269
7	Lauren Gustin, 2020-21	218
8	Lauren Gustin, 2021-22	209
9	Kristen Riley, 2011-12	195
10	Jennifer Leitner, 2001-02	179

\*Defensive rebounds were not tracked until the 1990-91 season

### DEFENSIVE REBOUNDS PER GAME

Rk	Name, Year	G	Def. Reb	Avg
1	Lauren Gustin, 2022-23	33	387	11.73
2	Lauren Gustin, 2023-24	33	333	10.09
3	Kalani Purcell, 2015-16	33	313	9.48
4	Lauren Gustin, 2020-21	24	218	9.08
5	Morgan Bailey, 2014-15	33	283	8.58
6	Kalani Purcell, 2016-17	32	269	8.41
7	Jennifer Hamson, 2013-14	35	286	8.17
8	Lauren Gustin, 2021-22	29	209	7.21
9	Jennifer Hamson, 2012-13	26	164	6.31
10	Jennifer Leitner, 2001-02	30	179	5.97

\*Defensive rebounds were not tracked until the 1990-91 season

### ASSISTS

Rk	Name, Year	Assists
1	Haley Hall Steed, 2012-13	254
2	Haley Hall Steed, 2011-12	237
3	Valerie Cravens, 1981-82	200
4	Tomika Young, 1991-92	196
5	Kathy Denton, 1984-85	189
6	Tomika Young, 1992-93	183
7	Erin Thorn, 2002-03	176
8	Mindy Bonham, 2010-11	170
9	Haley Hall Steed, 2010-11	168
10	Valerie Cravens, 1982-83	164

\*Assists were not tracked until the 1979-80 season

### ASSISTS PER GAME

Rk	Name, Year	G	Def. Reb	Avg
1	Haley Hall Steed, 2012-13	34	254	7.47
2	Haley Hall Steed, 2011-12	33	237	7.18
3	Valerie Cravens, 1982-83	23	164	7.13
4	Tomika Young, 1991-91	29	196	6.76
5	Kathy Denton, 1984-85	28	189	6.75
6	Tomika Young, 1992-93	29	183	6.31
7	Valerie Cravens, 1983-84	22	134	6.09
8	Valerie Cravens, 1981-82	35	200	5.71

9	Erin Thorn, 2002-03	31	176	5.68
10	Cindy Battistone, 1984-85	28	155	5.54

\*Assists were not tracked until the 1979-80 season

### BLOCKS

Rk	Name, Season	Blocks
1	Jennifer Hamson, 2013-14	147
2	Tresa Spaulding Hamson, 1984-85	144
3	Tresa Spaulding Hamson, 1986-87	143
4	Sara Hamson <sup>a</sup> , 2019-20	137
5	Tresa Spaulding Hamson, 1985-86	114
6	Sara Hamson <sup>a</sup> , 2017-18	112
7	Tresa Spaulding Hamson, 1983-84	93
8	Sara Hamson, 2018-19	87
9	Debbie Dimond, 1992-93	84
10	Jennifer Hamson, 2011-12	76

\*Blocks were not tracked until the 1979-80 season

### BLOCKS PER GAME

Rk	Name, Season	G	Def. Reb	Avg
1	Tresa Spaulding Hamson, 1984-85	28	144	5.14
2	Tressa Spaulding Hamson, 1986-87	28	143	5.11
3	Sara Hamson, 2019-20 <sup>a</sup>	29	137	4.72
4	Tresa Spaulding Hamson, 1985-86	25	114	4.56
5	Sara Hamson, 2017-18 <sup>a</sup>	26	112	4.31
6	Jennifer Hamson, 2013-14 <sup>a</sup>	35	147	4.20
7	Tresa Spaulding Hamson, 1983-84	26	93	3.58
8	Debbie Dimond Freeland, 1992-93	29	84	2.90
9	Sara Hamson, 2018-19	31	87	2.81
10	Jennifer Hamson, 2012-13	26	72	2.77

\*Blocks were not tracked until the 1979-80 season

<sup>a</sup> National Leader

### STEALS

Rk	Name, Season	Steals
1	Kathy Denton, 1984-85	127
2	Tomika Young, 1991-92	109
3	Tomika Young, 1992-93	103
4	Valerie Cravens, 1981-82	102
5	Amanda Covington, 1997-98	88
6	Danielle Taylor Lundberg, 1988-89	85
	Valerie Cravens, 1982-83	85
8	Jackie Beene McBride, 1979-80	84
9	Jackie Beene McBride, 1980-81	79
10	Makenzi Morrison Pulsipher, 2016-17	78

\*Steals were not tracked until the 1979-80 season

### STEALS PER GAME

Rk	Name, Season	G	Steals	Avg
1	Kathy Denton, 1984-85	28	127	4.54
2	Danielle Taylor Lundberg, 1988-89	22	85	3.86
3	Tomika Young, 1991-92	29	109	3.76
4	Valerie Cravens, 1982-83	23	85	3.70
5	Tomika Young, 1992-93	29	103	3.55
6	Valerie Cravens, 1983-84	22	70	3.18
7	Amanda Covington, 1997-98	29	88	3.03
8	Kathy Denton, 1983-84	26	77	2.96
9	Valerie Cravens, 1981-82	35	102	2.91
10	Jackie Beene McBride, 1980-81	28	79	2.82

\*Steals were not tracked until the 1979-80 season

### ASSIST/TURNOVER RATIO (min. 20 GP and 100 Assists)

Rk	Name, Season	G	Ast.	Ast/TO
1	Maria Albiero, 2021-22	28	31	3.44
2	Haley Hall Steed, 2011-12	33	237	2.66
3	Haley Hall Steed, 2012-13	34	254	2.65
4	Haley Hall Stead, 2010-11	34	168	2.63
5	Tegan Graham, 2021-22	30	144	2.62
6	Tomika Young, 1992-93	29	183	2.51
7	Kylie Maeda, 2014-15	33	139	2.36
8	Kylie Maeda, 2015-16	33	119	2.25
9	Melinda Johnsen, 2006-07	33	147	2.19

10	Melinda Johnsen, 2005-06	32	106	2.16
----	--------------------------	----	-----	------

\*Assists were not tracked until the 1979-80 season

### TURNOVERS

Rk	Name, Season	Turnovers
1	Kalani Purcell, 2016-17	157
2	Jeanette Weston, 1979-80	148
3	Valerie Cravens, 1981-82	146
4	Kalani Purcell, 2015-16	145
5	Cindy Battistone, 1984-85	143
6	Nani Falatea, 2022-23	137
7	Kathy Denton, 1984-85	131
8	Jeanette Weston, 1980-81	126
9	Jackie Beene McBride, 1979-80	126
10	Lexi Eaton Rydalch, 2013-14	125

### PERSONAL FOULS

Rk	Name, Season	Games	Fouls
1	Dani Wright, 2005-06	32	119
2	Dani Wright, 2006-07	33	116
3	Lori Vreeken, 1981-82	36	112
4	Lauren Riley, 2006-07	33	110
5	Lisa Rathbun, 1990-91	29	108
6	Valerie Cravens, 1981-82	35	106
7	Amanda Wayment, 2015-16	33	105
8	Lisa Rathbun, 1989-90	27	104
9	Valerie Cravens, 1980-81	29	104
10	Danielle Cheesman, 2001-02	33	102

### TIMES DISQUALIFIED

Rk	Name, Season	Games	Fouls	DQ
1	Dani Wright, 2005-06	32	119	11
2	Lisa Rathbun, 1990-91	29	108	10
3	Lisa Rathbun, 1989-90	27	104	9
4	Amanda Wayment, 2015-16	33	105	8
	Karen Hancock Bean 1982-83	24	88	8
6	Malia Nawahine, 2017-18	30	93	7
	Dani Wright, 2006-07	33	116	7
	Lauren Riley, 2006-07	33	110	7
	Amberli Gustin Nelson, 1990-91	29	102	7
	Scarlett Overly, 1988-89	27	99	7
	Tresa Spaulding Hamson, 1983-84	26	73	7

### GAMES PLAYED

Rk	Name, Season	Games Played
1	Lori Vreeken, 1981-82	36
	Cindy Battistone, 1981-82	36
3	Jennifer Hamson, 2013-14	35
	Lexi Eaton Rydalch, 2013-14	35
	Kim Beeston, 2013-14	35
	Kylie Maeda, 2013-14	35
	Ashley Garfield, 2013-14	35
	Xojian Harry, 2013-14	35
	Jackie Beene McBride, 1981-82	35
	Jeanette Weston, 1981-82	35
	Valerie Cravens, 1981-82	35
	Kaisa Valtakari, 1981-82	35

### GAMES STARTED

Rk	Name, Season	Games Started
1	Jennifer Hamson, 2013-14	35
	Kim Beeston, 2013-14	35
3	Lexi Eaton Rydalch, 2013-14	34
	Kylie Maeda, 2013-14	34
	Haley Hall Steed, 2012-13	34
	Kim Beeston, 2012-13	34
	Keilani Unga, 2012-13	34
	Mindy Bonham, 2010-11	34
	Coriann Fraughton, 2010-11	34
	Haley Hall Steed, 2010-11	34
	Jazmine Foreman, 2010-11	34





## GAMES CONSECUTIVE GAMES STARTED

Rk Name, Years

Starts

1

## MINUTES PLAYED

Rk	Name, Season	Minutes Played
1	Lauren Gustin, 2022-23	1,265
2	Cassie Broadhead Devashrayee, 2016-17	1,225
3	Kim Beeston, 2013-14	1,220
4	Lauren Gustin, 2023-24	1,216
5	Haley Hall Steed, 2012-13	1,211
6	Kalani Purcell, 2016-17	1,178
7	Kalani Purcell, 2015-16	1,175
8	Makenzi Morrison Pulsipher, 2016-17	1,169
9	Nani Falatea, 2022-23	1,155
10	Morgan Bailey, 2014-15	1,151

\*Minutes were not tracked until the 1983-84 season

## MINUTES PLAYED PER GAME

Rk	Name, Season	Games	Min.	Min/G
1	Lauren Gustin, 2022-23	33	1,265	38:19
2	Cassie Broadhead Devashrayee, 2016-17	32	1,225	38:17
3	Cassie Broadhead Devashrayee, 2016-17	30	1,139	37:58
4	Lauren Gustin, 2023-24	33	1,216	36:50
5	Kalani Purcell, 2016-17	32	1,178	36:49
6	Makenzi Morrison Pulsipher	32	1,169	36:32
7	Brenna Chase Drollinger, 2019-20	29	1,059	36:31
8	Tomika Young, 1992-93	29	1,053	36:19
9	Kaylee Smiler, 2023-24	32	1,144	35:45
10	Haley Hall Steed, 2012-13	34	1,211	35:37

\*Minutes were not tracked until the 1983-84 season

## DOUBLE-DOUBLES

Rk	Name, Season	Games	Dbl-Dbl
1	Lauren Gustin, 2023-24	33	30
2	Lauren Gustin, 2022-23	33	27
3	Tina Gunn Robison, 1979-80	29	25
4	Tina Gunn Robison, 1977-78	27	24
5	Tina Gunn Robison, 1978-79	28	23

## CONSECUTIVE GAMES WITH A DOUBLE-DOUBLE

Rk	Name, Season	Dates	Dbl-Dbl
1	Lauren Gustin, 2023-24	Dec. 2 to March 8	25
2	Tina Gunn Robison, 1979-80	Nov. 22 to Jan. 19	17
3	Tina Gunn Robison, 1978-79	Nov. 24 to Jan. 27	14
4	Lauren Gustin, 2022-23	Nov. 8 to Dec. 17	11
	Tina Gunn Robison, 1977-78	Jan. 6 to Feb. 11	11
6	Lauren Gustin, 2022-23	Dec. 21 to Jan. 26	9
	Tina Gunn Robison, 1977-78	Feb. 18 to March 18	9
8	Lauren Gustin, 2023-24	Nov. 10 to Nov. 25	5
	Tina Gunn Robison, 1978-79	March 3 to March 17	5
10	Lauren Gustin, 2022-23	Feb. 4 to Feb. 16	4
	Tina Gunn Robison, 1979-80	March 7 to March 15	4
	Tina Gunn Robison, 1978-79	Dec. 17 to Dec. 22	4

## TRIPLE DOUBLES

Rk	Name, Years	Tpl-Dbl
1		





# INDIVIDUAL GAME RECORDS

## POINTS SCORED

Rk	Pts	Player	Opponent	Score	Date
1	56	Tina Gunn Robison	at UNLV		12.7.79
2	50	Tresa Spaulding Hamson	at New Mexico St.	L, 79-103	1.29.87
	50	Tina Gunn Robison	Weber State		3.4.78
4	47	Tresa Spaulding Hamson	at Utah State	W, 116-67	2.3.87
5	46	Tina Gunn Robison	Colorado	W, 101-90	3.7.80
	46	Tina Gunn Robison	Utah State	W, 105-85	3.6.80
7	45	Tina Gunn Robison	at UCLA	L, 80-92	12.26.79
	45	Tina Gunn Robison	Boise State	W, 98-58	12.15.78
	45	Tina Gunn Robison	at Utah State	L, 72-80	12.7.78
10	44	Tina Gunn Robison	Utah State		10.20.79
11	43	Tina Gunn Robison	Colorado State	W, 138-67	1.19.80
	43	Tina Gunn Robison	Wyoming	W, 96-80	1.18.80
	43	Tina Gunn Robison	UNLV	W, 103-94	2.27.79
14	41	Jackie Beene McBride	at Washington	L, 71-77	1.6.81
	41	Tina Gunn Robison	New Mexico	W, 92-70	2.22.80
	40	Tina Gunn Robison	San Francisco	W, 92-58	3.12.80
	40	Tina Gunn Robison	UCLA	L, 79-87	12.2.78
18	39	Jackie Beene McBride	Utah	L, 88-92	1.15.82
	39	Tina Gunn Robison	St. Joseph's	???	12.15.78
	39	Terrie McAdam	Arizona	W, 87-59	2.18.77
21	38	Tina Gunn Robison	Northern Arizona	???	2.25.78
22	37	Lexi Eaton	Pepperdine	W, 77-58	2.5.15
	37	Jackie Beene McBride	Utah	L, 75-98	1.3.81
	37	Tina Gunn Robison	Weber State	W, 89-70	3.9.79
	37	Tina Gunn Robison	Ohio State	W, 88-85	11.24.79
	37	Tina Gunn Robison	Montana State	W, 99-66	12.16.78
	37	Tina Gunn Robison	Kansas State	L, 96-101	11.24.78
28	36	Cassie Broadhead	Utah	W, 77-68	12.9.17
	36	Erin Thorn	at Arizona	L, 71-76	11.18.00
	36	Tina Gunn Robison	Utah	W, 74-66	1.12.80
	36	Tina Gunn Robison	Weber State	W, 92-91	1.5.79
	36	Tina Gunn Robison	Utah State		3.2.79
33	35	Shaylee Gonzales	at Saint Mary's	W, 84-69	2.12.22
	35	Tina Gunn Robison	UTEP	W, 93-78	2.23.80
35	34	Tina Gunn Robison	Weber State	W, 102-94	1.26.80
	34	Tina Gunn Robison	Washington St.	W, 92-58	12.7.79
	34	Tina Gunn Robison	Colorado State		2.10.79
38	33	Lauren Gustin	Kansas	L, 62-70	2.17.24
	33	Paisley Harding	at Utah	W, 85-80	12.4.21
	33	Jackie Beene McBride	at Valdosta St.	W, 94-78	12.11.81
	33	Jackie Beene McBride	at Iowa	W, 87-85	1.7.81
	33	Tina Gunn Robison	Utah	W, 94-75	3.8.80
	33	Tina Gunn Robison	Arizona	W, 89-86	1.26.79
	33	Tina Gunn Robison	Washington	W, 68-58	3.18.78
45	32	Shaylee Gonzales	vs. Stanford*	L, 63-72	3.25.19
	32	Lexi Eaton	Pacific	W, 89-72	1.15.15
	32	Jackie Beene McBride	New Mexico	W, 95-69	2.21.81
	32	Tina Gunn Robison	Colorado State	L, 83-86	2.15.80
	32	Tina Gunn Robison	Pepperdine	L, 66-67	12.29.79
	32	Tina Gunn Robison	Northern Arizona	W, 92-72	2.18.78
	32	Tina Gunn Robison	Baylor	W, 75-69	11.25.78
	32	Janice Peterson	Weber State	W, 91-77	2.20.76
53	31	Morgan Bailey	at Pacific	W, 89-72	1.15.15
	31	Morgan Bailey	at Portland	W, 83-79	12.29.14
	31	Jennifer Hamson	LMU	W, 90-72	12.28.13
	31	Lexi Eaton	at Santa Clara	W, 87-80	2.6.14
	31	Mallory Gillespie Carling	at Wyoming	W, 69-62	2.15.07
	31	Erin Thorn	at New Mexico	W, 79-53	2.3.01
	31	Tina Gunn Robison	Weber State	???	12.01.79
	31	Tina Gunn Robison	Utah	W, 60-58	3.11.78
	31	Terrie McAdam	Colorado State	W, 89-65	1.29.77
62	30	Lauren Gustin	at Santa Clara	W, 78-72	2.16.23
	30	Lauren Gustin	Pepperdine	L, 63-64	2.9.23
	30	Paisley Harding	San Francisco	W, 99-58	1.29.22
	30	Shaylee Gonzales	LSU	W, 67-51	11.27.20
	30	Lexi Eaton	Saint Mary's	W, 65-64	3.5.15
	30	Lexi Eaton	Colorado State	W, 69-58	12.6.14
	30	Stacy Jensen	UNLV	W, 98-81	2.10.00
	30	Kerri Connelly	Snow College	???	2.29.00
	30	Jackie Beene McBride	at New Mexico	W, 87-83	1.16.81
	30	Tina Gunn Robison	Iowa	W, 103-79	1.3.80
	30	Tina Gunn Robison	Montclair State	L, 67-81	12.14.79
	30	Jackie Beene McBride	St. John's	W, 84-80	12.13.79
	30	Tina Gunn Robison	Northern Arizona	W, 98-49	3.3.79
	30	Tina Gunn Robison	Utah	W, 65-62	2.4.78
	30	Terrie McAdam	Utah State	W, 85-79	2.12.77

\*3-point field goals were not recorded until the 1986-87 season

\*NCAA Tournament Game

## FIELD GOALS MADE

Rk	FGM	Player	Opponent	Score	Date
1	14	Lauren Gustin	at Santa Clara		2.16.23
	14	Lauren Gustin	Pepperdine		2.9.23
2	12	Lauren Gustin	San Francisco		1.19.23
3	10	Lauren Gustin	vs. Pepperdine		3.3.23
	10	Lauren Gustin	vs. Troy		11.19.22

## FIELD GOAL PERCENTAGE (Min. 10 attempts)

Rk	F%	Player	Opponent	Score	Date
1	.910, 10-11	Debbie Dimond	at San Diego St.		1.15.94
	.910, 10-11	Susan Longfield	at Boston Univ.		1.11.88
3	.867, 13-15	Tresa Spaulding	Colorado State		2.22.86
	.867, 13-15	Tina Gunn Robison	at Baylor		11.25.78
5	.857, 12-14	Cathy Nixon	at New Mexico St.		2.16.85
	.857, 12-14	Tina Gunn Robison	at San Jose State		12.1.78
7	.846, 11-13	Tresa Spaulding	at Colorado State		2.15.86
8	.833, 15-18	Cathy Nixon	Florida		12.29.87
	.833, 10-12	Tina Gunn Robison	at UNLV		2.15.78
10	.818, 9-11	Tanise M. Chung-Hoon	at Purdue		11.25.88
	.818, 9-11	Michelle Carter	Miami		12.20.86
12	.800, 12-15	Jennifer Leitner	San Francisco		12.5.02
	.800, 8-10	Shaylee Gonzales	Gonzaga		2.19.22
14	.786, 11-14	Paisley Harding	at Santa Clara		2.24.22
	.786, 11-14	Shaylee Gonzales	LSU		11.27.20
16	.769, 10-13	Lauren Gustin	Weber State	W, 77-49	11.10.23
	.769, 10-13	Erin Thorn	at Boise State		11.16.01
18	.750, 12-16	Lauren Gustin	San Francisco		1.19.23
	.750, 9-12	Jennifer Hamson	at Creighton		12.7.13
20	.733, 11-15	Lauren Gustin	vs. Nevada	W, 72-59	12.21.23
	.733, 11-15	Dani Kubik Wright	UC Riverside		12.20.06
22	.727, 8-11	Jennifer Hamson	at Cal St. Northridge		11.23.13
	.727, 8-11	Mindy Nielson Bonham	at SOSU		2.24.10
24	.714, 10-14	Jennifer Hamson	at Pacific		2.1.14
25	.706, 12-17	Lauren Gustin	Pepperdine		2.4.21
26	.700, 14-20	Paisley Harding	at Utah		12.4.21
	.700, 7-10	Kailey Woolston	at Utah	L, 68-87	12.2.23
	.700, 7-10	Kailey Woolston	vs. Wake Forest	W, 67-44	11.18.23
	.700, 7-10	Paisley Johnson	at Utah		12.8.18
	.700, 7-10	Erin Thorn	at Air Force		1.19.02

## 3-POINT FIELD GOALS MADE

Rk	3PT	Player	Opponent	Score	Date
1	10	Tegan Graham	at Oklahoma		12.10.21
2	9	Kim Beeston	at LMU		2.22.14
	9	Erin Thorn	Arkansas Pine Bluff		12.14.01
4	8	Mallory Gillespie Carling	Weber State		12.14.06
	8	Erin Thorn	Wyoming		1.12.02
	8	Erin Thorn	Southern Utah		12.30.03
	8	Erin Thorn	at Arizona		11.18.00
	8	Kari Gallup	Air Force		1.24.98
9	7	Brenna Chase	vs. Gonzaga*		3.12.19
	7	Brenna Chase	at Portland		2.14.19
	7	Makenzi Morrison	at Pepperdine		1.10.15
	7	Mallory Gillespie Carling	Nevada		11.24.04
	7	Erin Thorn	vs. Florida*		3.16.02
	7	Erin Thorn	at Air Force		1.19.02
	7	Erin Thorn	at Air Force		2.3.00
	7	Erin Thorn	Idaho State		12.1.99
17	6	Kailey Woolston	at Kansas	L, 53-67	1.31.24
	6	Nani Falatea	at Pacific		1.28.23
	6	Shaylee Gonzales	LSU		11.27.20
	6	Lexi Eaton	Nevada		11.22.14
	6	Kim Beeston	at Weber St.		12.10.13
	6	Kim Beeston	South Dakota St.		11.8.13
	6	Haley Hall Steed	at Tulsa		11.14.11
	6	Haley Hall Steed	at Utah		13.4.10
	6	Ambrosia Anderson	at TCU		1.25.06
	6	Mallory Gillespie Carling	UC Santa Barbara		6.27.05
	6	Erin Thorn	Air Force		2.8.03
	6	Erin Thorn	Montana State		12.30.02
	6	Erin Thorn	at Arkansas		12.4.00
	6	Erin Thorn	SMU		12.30.00
	6	Kari Gallup	Air Force		1.24.98
	6	Renee Hansen	Utah		2.6.97
	6	Behka Stafford	Idaho State		12.19.94
	6	Behka Stafford	UTEP		1.29.94
	6	Behka Stafford	Wyoming		1.22.94
	6	Behka Stafford	UTEP		1.16.93

\*NCAA Tournament

# Conference Tournament

## 3-POINT FIELD GOAL PERCENTAGE (Min. 5 attempts)

Rk	F%	Player	Opponent	Score	Date
1	1.000, 7-7	Makenzi Morrison	at Pepperdine		1.10.15
	1.000, 6-6	Heather Cheesman	vs. Air Force		1.19.02
	1.000, 5-5	Erin Thorn	vs. Denver		12.15.01
4	.857, 6-7	Behka Stafford	vs. UTEP		1.16.93
5	.833, 5-6	Lexi Eaton	vs. Pacific		1.15.15
	.833, 5-6	Jasmine Foreman	vs. Air Force		1.13.10
	.833, 5-6	Alisha Griffith	vs. Air Force		3.2.00
	.833, 5-6	Kari Gallup	vs. New Mexico		2.8.96
9	.818, 9-11	Kim Beeston	at LMU		2.22.14
10	.800, 8-10	Kari Gallup	vs. Air Force		1.24.98
	.800, 4-5	Kailey Woolston	Houston	W, 64-54	2.28.24
	.800, 4-5	Kaylee Smiler	at Houston	L, 69-79	1.10.24
	.800, 4-5	Kailey Woolston	LMU	W, 74-58	11.25.23
	.800, 4-5	Ari Mackey-Williams	vs. San Francisco		3.4.23
	.800, 4-5	Nani Falatea	at Saint Mary's		1.26.23
	.800, 4-5	Kaylee Smiler	Monmouth		12.21.22
	.800, 4-5	Kristen Riley	at Santa Clara		1.28.12
	.800, 4-5	Stacy Jensen	vs. Oregon State		3.16.01
	.800, 4-5	Stacy Jensen	vs. Air Force		2.1.01
	.800, 4-5	Thais Kidd	vs. Utah		1.29.93
	.800, 4-5	Thais Kidd	vs. Creighton		1.25.92
	.800, 4-5	Kim Talbot	vs. Weber State		12.13.91
23	.777, 7-9	Erin Thorn	vs. Idaho State		12.1.99
24	.751, 6-8	Behka Stafford	vs. Idaho State		12.19.94
25	.714, 5-7	Kailey Woolston	vs. Saint Louis	W, 87-66	11.21.23
	.714, 5-7	Emma Calvert	vs. San Francisco		3.4.23
	.714, 5-7	Paisley Harding	vs. San Francisco		01.29.22
	.714, 5-7	Lexi Eaton	vs. Colorado State		12.06.14
	.714, 5-7	Haley Hall Steed	vs. Utah State		3.19.11
	.714, 5-7	Mallary Gillespie Carling	vs. UNLV		1.11.06
	.714, 5-7	Thais Kidd	vs. Cincinnati		12.30.04
	.714, 5-7	Melanie Pearson	at Utah		1.26.02
	.714, 5-7	Alisha Griffith	vs. New Mexico		3.4.00
	.714, 5-7	Lisa White	vs. UTEP		2.9.91
FREE THROW PERCENTAGE (MIN. 8 FT ATT.)					
Rk	FT%	Player	Opponent	Score	Date
1	1.000, 13-13	Behka Stafford	at Utah		2.26.93
	1.000, 12-12	Jeanette Weston	San Francisco		3.12.80
	1.000, 11-11	Lexi Eaton	Gonzaga		3.11.14
	1.000, 11-11	Erin Thorn	Utah		3.15.03
	1.000, 10-10	Sara Hamson	Santa Clara		3.2.19
	1.000, 10-10	Kylie Maeda	at Santa Clara		2.6.14
	1.000, 10-10	Erin Thorn	New Mexico		3.8.02
	1.000, 10-10	Kari Gallup	UNLV		1.22.98
	1.000, 10-10	Behka Stafford	New Mexico		2.2.95
	1.000, 10-10	Thais Kidd	Utah		1.29.93
	1.000, 10-10	Lisa Rathbun	at Colorado State		1.25.91
	1.000, 10-10	Lisa Rathbun	Creighton		1.18.91
	1.000, 10-10	Lisa Rathbun	Utah		3.3.90
	1.000, 10-10	Jenny Cox	Wyoming		1.24.81
	1.000, 10-10	Jackie Beene McBride	at San Jose State		11.23.79
	1.000, 9-9	Jennifer Hamson	at Santa Clara		2.6.14
	1.000, 9-9	Melanie Pearson	Utah		1.26.01
	1.000, 9-9	Lisa Rathbun	UTEP		2.9.91
	1.000, 8-8	Nani Falatea	vs. Gonzaga		3.6.23
	1.000, 8-8	Paisley Harding	Villanova		03.19.22
	1.000, 8-8	Shaylee Gonzales	at Pacific		02.26.22
	1.000, 8-8	Paisley Harding	at Portland		02.08.22
	1.000, 8-8	Lexi Eaton	Pepperdine		3.7.14
	1.000, 8-8	Lexi Eaton	at Saint Mary's		1.30.14
	1.000, 8-8	Lexi Eaton	San Francisco		1.23.14
	1.000, 8-8	Cassie King	Utah State		12.13.08
	1.000, 8-8	Mallary Gillespie Carling	Weber State		12.14.06
	1.000, 8-8	Erin Thorn	UNLV		2.8.01
	1.000, 8-8	Behka Stafford	at UTEP		3.12.93
	1.000, 8-8	Thais Kidd	at Utah		3.12.92
	1.000, 8-8	Lisa Rathbun	at Southern Utah		1.22.91
	1.000, 8-8	Lisa White	at Wyoming		1.26.91
34	.923, 12-13	Erin Thorn	Texas		11.22.02
	.923, 12-13	Erin Thorn	UNLV		3.12.03
36	.917, 11-12	Nani Falatea	at Santa Clara		2.16.23
	.917, 11-12	Shawnee Slade	Santa Clara		12.22.06
38	.909, 10-11	Shaylee Gonzales	Florida State		11.29.21
	.900, 9-10	Jennifer Hamson	at San Francisco		2.8.14
	.900, 9-10	Mindy Nielson Bonham	at Nevada		11.18.08
41	.889, 16-18	Makenzi Morrison	Gonzaga		02.28.15
	.889, 8-9	Jennifer Hamson	at Cal St. Northridge		11.23.13
	.889, 8-9	Jasmine Foreman	San Diego State		1.23.10
44	.875, 7-8	Amari Whiting	Utah State		12.5.23



# INDIVIDUAL GAME RECORDS



.875, 7-8	Lexi Eaton	Gonzaga	2.15.14	15	Ashley Garfield	Pacific	1.2.14				
.875, 7-8	Lexi Eaton	at San Diego	1.18.14	15	Ashley Garfield	Utah State	12.21.13				
.875, 7-8	Kristen Riley	at Portland	1.2.12	15	Haley Hall Steed	Duke	11.11.11				
				15	Dani Kubik Wright	TCU	2.1.07				
				15	Lauren Riley Varley	Air Force	2.1.07				
REBOUNDS (Since 1979-80 Season)											
Rk	Reb	Player	Opponent	Score	Date	^NCAA Tournament Game					
1	28	Terrie McAdams	at Weber State	W, 87-82	2.11.77						
2	27	Lauren Gustin	vs. San Francisco	W, 66-56	3.4.23	ASSISTS (Since assists began being tracked; 1983-84)					
3	24	Lauren Gustin	Portland	L, 49-61	2.27.23	Rk	Ass	Player	Opponent	Score	Date
	24	Lauren Gustin	at LMU	W, 63-46	1.12.23	1	17	Valerie Cravens	Alaska		2.12.83
	24	Lauren Gustin	San Diego	W, 63-49	1.7.23	2	15	Tomika Young	Iowa State		12.31.92
	24	Tina Gunn Robison	Wyoming		2.11.78		15	Kathy Denton	at Weber State		12.3.84
	24	Tina Gunn Robison	Colorado State		2.10.78		15	Valerie Cravens	Utah		3.5.83
8	23	Lauren Gustin	Monmouth	W, 70-50	12.21.22		15	Debbie Freestone	at Colorado		2.24.78
	23	Cindy Battistone	at Utah State		1.23.82	3	14	Haley Hall Steed	Pepperdine		1.12.12
	23	Tina Gunn Robison	Utah State		3.6.80	4	13	Shaylee Gonzales	Pepperdine		2.10.22
	23	Tina Gunn Robison	at Utah State		1.7.78	5	12	Cassie Broadhead	Utah Valley		11.21.17
	23	Tina Gunn Robison	Utah		2.4.78		12	Erin Thorn	at Colorado State		2.15.03
	23	Melanie Sorenson	Arizona State		1.26.76	6	11	Haley Hall Steed	Utah State		3.19.11
14	22	Lauren Gustin	vs. Wake Forest	W, 67-44	11.18.23		11	Mindy Nielson Bonham	TCU		2.19.11
	22	Lauren Gustin	Pacific	W, 69-51	12.29.22		11	Mindy Nielson Bonham	Colorado State		1.22.11
	22	Morgan Bailey	at Utah State		12.22.14		11	Jazmine Foreman	UNLV		2.16.10
	22	Tina Gunn Robison	at Utah		2.9.79		11	Stacy Jensen	at San Diego St.		3.2.02
	22	Melanie Sorenson	at Arizona		1.18.75		11	Stacy Jensen	New Mexico		3.1.01
6	21	Lauren Gustin	at Kansas State	L, 65-67	1.27.24		11	Jackie Beene McBride	Utah State		1.23.82
	21	Lauren Gustin	Idaho State	W, 79-76 OT	12.16.23	7	10	Shaylee Gonzales	Portland		1.15.19
	21	Lauren Gustin	Utah State	W, 72-66	12.5.23		10	Brenna Chase	Eastern Washington		11.17.18
	21	Lauren Gustin	Utah Valley	W, 59-44	11.14.23		10	Kim Beeston	San Francisco		1.23.14
	21	Lauren Gustin	at Oklahoma	L, 91-99	12.10.21		10	Kim Parker	vs. Gonzaga#		3.5.12
7	20	Lauren Gustin	at Cincinnati	W, 69-57	2.10.24		10	Jazmine Foreman	Utah State		3.19.11
	20	Lauren Gustin	Oklahoma	L, 63-75	1.3.24		10	Mindy Nielson Bonham	New Mexico		1.29.11
	20	Lauren Gustin	at Saint Mary's	W, 74-59	1.26.23		10	Haley Hall Steed	UNLV		1.5.11
	20	Lauren Gustin	at Pepperdine	W, 63-52	1.14.23		10	Mindy Nielson Bonham	Weber State		12.11.10
	20	Lauren Gustin	Oklahoma	L, 66-77	11.15.22	# Conference Tournament					
	20	Lauren Gustin	Pepperdine	W, 75-61	2.4.21						
	20	Sara Hamson	at San Francisco		2.10.18	BLOCKS (Since 1980-81 Season)					
8	19	Lauren Gustin	San Francisco	W, 78-59	1.19.23	Rk	Blk	Player	Opponent	Score	Date
	19	Jennifer Hamson	vs. North Carolina St.		3.22.14	1	11	Tresa Spaulding Hamson	Houston		12.13.86
	19	Jennifer Hamson	at LMU		2.22.14	2	10	Tresa Spaulding Hamson	Utah State		1.2.87
9	18	Lauren Gustin	Kansas	L, 62-70	2.17.24		10	Tresa Spaulding Hamson	Washington		11.28.86
	18	Lauren Gustin	Boise State	W, 65-50	12.9.23		10	Tresa Spaulding Hamson	Texas		1.31.85
	18	Lauren Gustin	vs. Pepperdine	W, 74-59	3.3.23		10	Tresa Spaulding Hamson	Delta State		11.29.84
	18	Lauren Gustin	at Montana State	W, 89-67	12.21.21	3	9	Sara Hamson	at Pepperdine		2.9.21
	18	Lauren Gustin	at San Diego	L, 56-58	1.4.21		9	Sara Hamson	Santa Clara		3.2.19
	18	Jennifer Hamson	at Santa Clara		2.6.14		9	Sara Hamson	Utah		12.9.17
	18	Jennifer Hamson	at Pacific		2.1.14		9	Jennifer Hamson	vs. North Carolina St.*		3.22.14
10	17	Lauren Gustin	vs. Kansas	L, 53-77	3.8.24		9	Jennifer Hamson	at Weber State		12.10.13
	17	Lauren Gustin	Houston	W, 64-54	2.28.24		9	Jennifer Hamson	at UNLV		2.5.11
	17	Lauren Gustin	at Houston	L, 69-79	1.10.24	4	7	Sara Hamson	at San Diego		1.26.19
	17	Lauren Gustin	LMU	W, 67-42	2.11.23	^ NCAA Tournament					
	17	Lauren Gustin	at Pacific	L, 66-79	1.28.23	STEALS (Since 1979-80 Season)					
	17	Lauren Gustin	at Boise State	W, 76-67	12.1.22	Rk	Stl	Player	Opponent	Score	Date
	17	Lauren Gustin	San Francisco	W, 70-46	12.28.20	1	12	Kathy Denton	Portland		12/1/84
	17	Lauren Gustin	at Utah State	W, 87-66	12.7.20	2	11	Tomika Young	Creighton		1/26/92
	17	Shalae Salmon	Southern Utah		11.10.17		11	Jackie Beene McBride	at Wyoming		1/9/82
	17	Morgan Bailey	Nevada		11.22.14	3	10	Tomika Young	Southern Utah		12/1/92
	17	Jennifer Hamson	San Francisco		1.23.14		10	Kathy Denton	San Francisco		11/25/84
	17	Jennifer Hamson	at San Diego		1.18.14	4	8	Jackie Beene McBride	at Wyoming		2/16/80
	17	Jennifer Leitner	vs. Florida^		3.16.02	5	7	Shaylee Gonzales	at Saint Mary's		2/12/22
	17	Jennifer Leitner	vs. Boise State		11.27.02		7	Makenzi Morrison	at San Francisco		1/29/15
	17	Jennifer Leitner	UC Santa Barbara		1.2.03		7	Haley Hall Steed	at Arizona State		3/23/10
11	16	Lauren Gustin	TCU	L, 58-68	2.21.24	6	6	Haley Hall Steed	Air Force		2/9/11
	16	Lauren Gustin	Baylor	W, 78-66	2.7.24		6	Mindy Nielson Bonham	Utah		3/3/10
	16	Lauren Gustin	at TCU	L, 67-81	12.30.23		6	Mindy Nielson Bonham	Portland State		12/18/10
	16	Lauren Gustin	at Santa Clara	W, 78-72	2.16.23		6	Mindy Nielson Bonham	UNLV		1/21/09
	16	Lauren Gustin	Pepperdine	L, 63-64 OT	2.9.23		6	Mindy Nielson Bonham	at SDSU		1/24/09
	16	Lauren Gustin	at San Diego	L, 49-52	2.4.23		6	Mindy Nielson Bonham	vs. Wyoming		3/4/09
	16	Lauren Gustin	Saint Mary's	W, 66-41	12.31.22		6	Jazmine Foreman	at Weber State		12/9/09
	16	Lauren Gustin	vs. Washington St.	W, 65-56	11.18.22		6	Erin Thorn	Northern Iowa		12/7/00
	16	Lauren Gustin	Arizona State	W, 55-44	11.17.21		6	Stacy Jensen	Idaho State		12/28/00
	16	Lauren Gustin	Portland	W, 75-68	2.20.21		6	Stacy Jensen	at Weber State		12/31/99
	16	Lauren Gustin	Saint Mary's	W, 80-63	1.14.21		6	Stacy Jensen	at Washington		11/23/99
	16	Morgan Bailey	at LMU		1.8.15						
	16	Jennifer Hamson	Arizona		11.30.13						
	16	Jennifer Leitner	at LMU		12.4.99						
12	15	Lauren Gustin	at Texas	L, 46-71	3.2.24						
	15	Lauren Gustin	at UCF	W, 64-60	2.13.24						
	15	Lauren Gustin	LMU	W, 74-58	11.25.23						
	15	Lauren Gustin	Santa Clara	L, 59-69	1.21.23						
	15	Lauren Gustin	Utah	L, 59-76	12.10.22						
	15	Shalae Salmon	at Washington		11.15.17						
	15	Morgan Bailey	at Saint Mary's		2.12.15						







# 30+ POINT GAMES

## 30+ POINT GAMES BY POINTS

Pts	Player	Date	Opponent	Result	FG-FGA	3FG-3FGA
56	Tina Gunn Robison	1.27.79	at UNLV	L, 90-98	22-27	N/A
50	Tresa Spaulding Hamson	1.29.87	at New Mexico State	L, 79-103		
50	Tina Gunn Robison	3.4.78	Weber State	W, 91-77	19-27	N/A
47	Tresa Spaulding Hamson	2.3.87	at Utah State	W, 116-67		
46	Tina Gunn Robison	3.7.80	Colorado	W, 101-90		
46	Tina Gunn Robison	3.6.80	Utah State	W, 105-85		
45	Tina Gunn Robison	12.26.79	at UCLA	L, 80-92		
45	Tina Gunn Robison	12.15.78	Boise State	W, 98-58	17-27	N/A
45	Tina Gunn Robison	12.7.78	at Utah State	L, 72-80	21-30	N/A
44	Tina Gunn Robison	1.20.79	Utah State	W, 111-100	18-25	N/A
43	Tina Gunn Robison	1.19.80	Colorado State	W, 138-67		
43	Tina Gunn Robison	1.18.80	Wyoming	W, 96-80		
43	Tina Gunn Robison	2.27.79	UNLV	W, 103-94	16-24	N/A
41	Jackie Beene McBride	1.6.81	at Washington	L, 71-77		
41	Tina Gunn Robison	2.22.80	New Mexico	W, 92-70		
40	Tina Gunn Robison	3.12.80	San Francisco	3/12/80		
40	Tina Gunn Robison	12.2.78	UCLA	L, 79-87	13-20	N/A
39	Jackie Beene McBride	1.15.82	Utah	L, 88-92		
39	Tina Gunn Robison	12.15.79	Saint Joseph's	W, 91-67		
39	Terrie McAdam	2.18.77	Arizona	W, 87-59		
38	Tina Gunn Robison	2.25.78	Northern Colorado	W, 77-71	17-30	N/A
37	Lexi Eaton Rydalch	2.5.15	Pepperdine	W, 77-58		
37	Jackie Beene McBride	1.3.81	Utah	L, 75-98		
37	Tina Gunn Robison	3.9.79	Weber State	W, 89-70	17-24	N/A
37	Tina Gunn Robison	11.24.79	Ohio State	W, 88-85		
37	Tina Gunn Robison	12.16.78	Montana State	W, 99-69	18-25	N/A
37	Tina Gunn Robison	11.24.78	Kansas State	L, 96-101	15-32	N/A
36	Cassie Broadhead Devashrayee	12.9.17	Utah	W, 77-68		
36	Erin Thorn	11.1/00	at Arizona	L, 71-76		
36	Tina Gunn Robison	1.12.80	Utah	W, 74-66		
36	Tina Gunn Robison	1.5.79	Weber State	W, 92-91	12-16	N/A
36	Tina Gunn Robison	3.2.78	Utah State	W, 79-71	15-24	N/A
35	Shaylee Gonzales	2.12.22	at Saint Mary's	W, 84-69		
35	Tina Gunn Robison	2.23.80	UTEP	W, 93-78		
34	Tina Gunn Robison	1.26.80	Weber State	W, 102-94		
34	Tina Gunn Robison	12.7.79	Washington State	W, 92-58		
34	Tina Gunn Robison	2.10.78	Colorado State	W, 93-62	10-20	N/A
33	Lauren Gustin	2.17.24	Kansas	L, 62-70		
33	Paisley Johnson Harding	12.4.21	at Utah	W, 85-80		
33	Jackie Beene McBride	12.11.81	at Valdosta State	W, 94-78		
33	Jackie Beene McBride	1.7.81	at Iowa	W, 87-85		
33	Tina Gunn Robison	3.8.80	Utah	W, 94-75		
33	Tina Gunn Robison	1.26.79	Arizona	W, 89-86	15-25	N/A
33	Tina Gunn Robison	3.18.78	Washington	W, 68-58	14-25	N/A
32	Shaylee Gonzales	3.25.19	vs. Stanford^	L, 63-72		32
32	Lexi Eaton Rydalch	1.15.15	Pacific	W, 89-72		
32	Jackie Beene McBride	2.21.81	New Mexico	W, 95-69		
32	Tina Gunn Robison	2.15.80	Colorado State	L, 83-86		
32	Tina Gunn Robison	12.29.79	Pepperdine	L, 66-67		
32	Tina Gunn Robison	2.18.78	Northern Arizona	W, 92-72	11-23	N/A
32	Tina Gunn Robison	11.25.78	Baylor	W, 75-69	13-15	N/A
32	Janice Peterson	2.20.76	Weber State	W, 91-77		
31	Morgan Bailey	1.15.15	at Pacific	W, 89-72		
31	Morgan Bailey	12.29.14	at Portland	W, 83-79		
31	Jennifer Hamson	12.28.13	LMU	W, 90-72		
31	Lexi Eaton Rydalch	2.6.14	at Santa Clara	W, 87-80		
31	Mallory Gillispie Carling	2.15.07	at Wyoming	W, 69-62		
31	Erin Thorn	2.3.01	at New Mexico	W, 79-53		
31	Tina Gunn Robison	12.01.79	Weber State	W, 87-73		
31	Tina Gunn Robison	3.11.78	Utah	W, 60-58	10-19	N/A
31	Terrie McAdam	1.29.77	Colorado State	W, 89-65		
30	Lauren Gustin	2.16.23	at Santa Clara	W, 78-72		
30	Lauren Gustin	2.9.23	Pepperdine	L, 63-64		
30	Paisley Johnson Harding	1.29.22	San Francisco	W, 99-58		
30	Shaylee Gonzales	11.27.20	LSU	W, 67-51		
30	Lexi Eaton Rydalch	3.5.15	Saint Mary's	W, 65-64		
30	Lexi Eaton Rydalch	12.6.14	Colorado State	W, 69-58		
30	Stacy Jensen	2.10.00	UNLV	W, 98-91		
30	Kerri Connelly	2.29.80	Snow College	W, 96-68		
30	Jackie Beene McBride	1.16.81	at New Mexico	W, 87-83		
30	Tina Gunn Robison	1.3.80	Iowa	W, 103-79		
30	Tina Gunn Robison	12.14.79	Montclair State	L, 67-81		
30	Jackie Beene McBride	12.13.79	St. John's	W, 84-80		
30	Tina Gunn Robison	12.7.79	Washington State	W, 92-58		
30	Tina Gunn Robison	12.01.79	Weber State	W, 87-73		
30	Tina Gunn Robison	11.24.79	Ohio State	W, 88-85		
30	Tina Gunn Robison	3.9.79	Weber State	W, 89-70	17-24	N/A
30	Tina Gunn Robison	3.3.79	Northern Colorado	W, 98-49	12-19	N/A
30	Tina Gunn Robison	2.27.79	UNLV	W, 103-94	16-24	N/A
30	Tina Gunn Robison	1.27.79	at UNLV	L, 90-98	22-27	N/A
30	Tina Gunn Robison	1.26.79	Arizona	W, 89-86	15-25	N/A
30	Tina Gunn Robison	1.20.79	Utah State	W, 111-100	18-25	N/A
30	Tina Gunn Robison	1.5.79	Weber State	W, 92-91	12-16	N/A
30	Tina Gunn Robison	12.16.78	Montana State	W, 99-69	18-25	N/A
30	Tina Gunn Robison	12.15.78	Boise State	W, 98-58	17-27	N/A
30	Tina Gunn Robison	12.7.78	at Utah State	L, 72-80	21-30	N/A
30	Tina Gunn Robison	12.2.78	UCLA	L, 79-87	13-20	N/A
30	Tina Gunn Robison	11.25.78	Baylor	W, 75-69	13-15	N/A
30	Tina Gunn Robison	11.24.78	Kansas State	L, 96-101	15-32	N/A
30	Tina Gunn Robison	3.18.78	Washington	W, 68-58	14-25	N/A
30	Tina Gunn Robison	3.11.78	Utah	W, 60-58	10-19	N/A
30	Tina Gunn Robison	3.4.78	Weber State	W, 91-77	19-27	N/A
30	Tina Gunn Robison	3.2.78	Utah State	W, 79-71	15-24	N/A
30	Tina Gunn Robison	2.25.78	Northern Colorado	W, 77-71	17-30	N/A
30	Tina Gunn Robison	2.18.78	Northern Arizona	W, 92-72	11-23	N/A
30	Tina Gunn Robison	2.10.78	Colorado State	W, 93-62	10-20	N/A
30	Terrie McAdam	2.18.77	Arizona	W, 87-59		
30	Terrie McAdam	2.12.77	Utah State	W, 85-79		
30	Tina Gunn Robison	3.3.79	Northern Colorado	W, 98-49	12-19	N/A
30	Terrie McAdam	2.12.77	Utah State	W, 85-79		

## 30+ POINT GAMES BY DATE

Pts	Player	Date	Opponent	Result	FG-FGA	3FG-3FGA
33	Lauren Gustin	2.17.24	Kansas	L, 62-70		
30	Lauren Gustin	2.16.23	at Santa Clara	W, 78-72		
30	Lauren Gustin	2.9.23	Pepperdine	L, 63-64		
35	Shaylee Gonzales	2.12.22	at Saint Mary's	W, 84-69		
30	Paisley Johnson Harding	1.29.22	San Francisco	W, 99-58		
33	Paisley Johnson Harding	12.4.21	at Utah	W, 85-80		
30	Shaylee Gonzales	11.27.20	LSU	W, 67-51		
32	Shaylee Gonzales	3.25.19	vs. Stanford^	L, 63-72		
36	Cassie Broadhead Devashrayee	12.9.17	Utah	W, 77-68		
30	Lexi Eaton Rydalch	3.5.15	Saint Mary's	W, 65-64		
37	Lexi Eaton Rydalch	2.5.15	Pepperdine	W, 77-58		
32	Lexi Eaton Rydalch	1.15.15	at Pacific	W, 89-72		
31	Morgan Bailey	1.15.15	at Pacific	W, 89-72		
31	Morgan Bailey	12.29.14	at Portland	W, 83-79		
30	Lexi Eaton Rydalch	12.6.14	Colorado State	W, 69-58		
31	Lexi Eaton Rydalch	2.6.14	at Santa Clara	W, 87-80		
31	Jennifer Hamson	12.28.13	LMU	W, 90-72		
31	Mallory Gillispie Carling	2.15.07	at Wyoming	W, 69-62		
31	Erin Thorn	2.3.01	at New Mexico	W, 79-53		
36	Erin Thorn	11.18.00	at Arizona	L, 71-76		
30	Stacy Jensen	2.10.00	UNLV	W, 98-91		
47	Tresa Spaulding Hamson	2.3.87	at Utah State	W, 116-67		
50	Tresa Spaulding Hamson	1.29.87	at New Mexico State	L, 79-103		
39	Jackie Beene McBride	1.15.82	Utah	L, 88-92		
33	Jackie Beene McBride	12.11.81	at Valdosta State	W, 94-78		
32	Jackie Beene McBride	2.21.81	New Mexico	W, 95-69		
30	Jackie Beene McBride	1.16.81	at New Mexico	W, 87-83		
33	Jackie Beene McBride	1.7.81	at Iowa	W, 87-85		
41	Jackie Beene McBride	1.6.81	at Washington	L, 71-77		
37	Jackie Beene McBride	1.3.81	Utah	L, 75-98		
40	Tina Gunn Robison	3.12.80	San Francisco	3/12/80		
33	Tina Gunn Robison	3.8.80	Utah	W, 94-75		
46	Tina Gunn Robison	3.7.80	Colorado	W, 101-90		
46	Tina Gunn Robison	3.6.80	Utah State	W, 105-85		
30	Kerri Connelly	2.29.80	Snow College	W, 96-68		
35	Tina Gunn Robison	2.23.80	UTEP	W, 93-78		
41	Tina Gunn Robison	2.22.80	New Mexico	W, 92-70		
32	Tina Gunn Robison	2.15.80	Colorado State	L, 83-86		
34	Tina Gunn Robison	1.26.80	Weber State	W, 102-94		
43	Tina Gunn Robison	1.19.80	Colorado State	W, 138-67		
43	Tina Gunn Robison	1.18.80	Wyoming	W, 96-80		
36	Tina Gunn Robison	1.12.80	Utah	W, 74-66		
30	Tina Gunn Robison	1.3.80	Iowa	W, 103-79		
32	Tina Gunn Robison	12.29.79	Pepperdine	L, 66-67		
45	Tina Gunn Robison	12.26.79	at UCLA	L, 80-92		
39	Tina Gunn Robison	12.15.79	Saint Joseph's	W, 91-67		
30	Tina Gunn Robison	12.14.79	Montclair State	L, 67-81		
30	Jackie Beene McBride	12.13.79	St. John's	W, 84-80		
34	Tina Gunn Robison	12.7.79	Washington State	W, 92-58		
31	Tina Gunn Robison	12.01.79	Weber State	W, 87-73		
37	Tina Gunn Robison	11.24.79	Ohio State	W, 88-85		
37	Tina Gunn Robison	3.9.79	Weber State	W, 89-70	17-24	N/A
30	Tina Gunn Robison	3.3.79	Northern Colorado	W, 98-49	12-19	N/A
43	Tina Gunn Robison	2.27.79	UNLV	W, 103-94	16-24	N/A
56	Tina Gunn Robison	1.27.79	at UNLV	L, 90-98	22-27	N/A
33	Tina Gunn Robison	1.26.79	Arizona	W, 89-86	15-25	N/A
44	Tina Gunn Robison	1.20.79	Utah State	W, 111-100	18-25	N/A
36	Tina Gunn Robison	1.5.79	Weber State	W, 92-91	12-16	N/A
37	Tina Gunn Robison	12.16.78	Montana State	W, 99-69	18-25	N/A
45	Tina Gunn Robison	12.15.78	Boise State	W, 98-58	17-27	N/A
45	Tina Gunn Robison	12.7.78	at Utah State	L, 72-80	21-30	N/A
40	Tina Gunn Robison	12.2.78	UCLA	L, 79-87	13-20	N/A
32	Tina Gunn Robison	11.25.78	Baylor	W, 75-69	13-15	N/A
37	Tina Gunn Robison	11.24.78	Kansas State	L, 96-101	15-32	N/A
33	Tina Gunn Robison	3.18.78	Washington	W, 68-58	14-25	N/A
31	Tina Gunn Robison	3.11.78	Utah	W, 60-58	10-19	N/A
50	Tina Gunn Robison	3.4.78	Weber State	W, 91-77	19-27	N/A
36	Tina Gunn Robison	3.2.78	Utah State	W, 79-71	15-24	N/A
38	Tina Gunn Robison	2.25.78	Northern Colorado	W, 77-71	17-30	N/A
32	Tina Gunn Robison	2.18.78	Northern Arizona	W, 92-72	11-23	N/A
34	Tina Gunn Robison	2.10.78	Colorado State	W, 93-62	10-20	N/A
39	Terrie McAdam	2.18.77	Arizona	W, 87-59		
30	Terrie McAdam	2.12.77	Utah State	W, 85-79		
31	Terrie McAdam	1.29.77	Colorado State	W, 89-65		
32	Janice Peterson	2.20.76	Weber State	W, 91-77		





## POINTS SCORED

Rk	Name, Season	Games	Points
1	Shaylee Gonzales, 2018-19	33	560
2	Scarlett Overly, 1987-88	27	427
3	Kailey Woolston, 2023-24	32	425
4	Debbie Dimond Freeland, 1991-92	29	413
5	Erin Thorn, 1999-2000	31	409
6	Tresa Spaulding Hamson, 1983-84	26	353
7	<b>Amari Whiting, 2023-24</b>	<b>33</b>	<b>349</b>
8	Lexi Eaton Rydalch, 2011-12	33	346
9	Valerie Cravens, 1980-81	29	338
10	Thais Kidd, 1991-92	29	327
11	Cathy Nixon, 1984-85	28	307
12	Jackie Beene McBride, 1978-79	28	297
13	Jennifer Hamson, 2011-12	31	295
	Behka Stafford, 1992-93	29	295
15	Danielle Cheesman, 2001-02	33	283

\*3-point field goals were not instituted until the 1986-87 season

## POINTS PER GAME

Rk	Name, Season	Games	Pts	Avg
1	Shaylee Gonzales, 2018-19	33	560	16.97
2	Scarlett Overly, 1987-88	27	427	15.81
3	Tina Gunn Robison, 1976-77	15	221	14.73
4	Debbie Dimond Freeland, 1991-92	29	413	14.24
5	Tresa Spaulding Hamson, 1983-84	26	353	13.58
6	Kailey Woolston, 2023-24	32	425	13.28
7	Erin Thorn, 1999-2000	31	409	13.19
8	Valerie Cravens, 1980-81	29	338	11.66
9	Thais Kidd, 1991-92	29	327	11.28
10	Cathy Nixon, 1984-85	28	307	10.96
11	Jackie Beene McBride, 1978-79	28	297	10.61
12	<b>Amari Whiting, 2023-24</b>	<b>33</b>	<b>349</b>	<b>10.58</b>
13	Lexi Eaton Rydalch, 2011-12	33	346	10.48
14	Behka Stafford, 1992-93	29	295	10.17
15	Jeanette Weston, 1978-79	28	277	9.89

\*3-point field goals were not instituted until the 1986-87 season

## FIELD GOALS MADE

Rk	Name, Season	Made Field Goals
1	Shaylee Gonzales, 2018-19	199
2	Scarlett Overly, 1987-88	194
3	Debbie Dimond Freeland, 1991-92	158
4	Tresa Spaulding Hamson, 1983-84	151
5	Kailey Woolston, 2023-24	144
6	Erin Thorn, 1999-2000	135
7	Valerie Cravens, 1980-81	132
8	Lexi Eaton Rydalch, 2011-12	131
9	Cathy Nixon, 1984-85	127
10	Jackie Beene McBride, 1978-79	126
11	<b>Amari Whiting, 2023-24</b>	<b>119</b>
12	Danielle Cheesman, 2001-02	118
13	Jennifer Hamson, 2011-12	114
14	Thais Kidd, 1991-92	108
15	Lori Vreeken, 1980-81	101

## FIELD GOAL ATTEMPTS

Rk	Name, Season	Field Goal Attempts
1	Shaylee Gonzales, 2018-19	441
2	Scarlett Overly, 1987-88	344
3	Erin Thorn, 1999-2000	321
4	Kailey Woolston, 2023-24	308
5	<b>Amari Whiting, 2023-24</b>	<b>300</b>
6	Lexi Eaton Rydalch, 2011-12	286
7	Tresa Spaulding Hamson, 1983-84	275
8	Debbie Dimond Freeland, 1991-92	274
9	Valerie Cravens, 1980-81	271
10	Danielle Cheesman, 2001-02	252
11	Cathy Nixon, 1984-85	250
12	Jackie Beene McBride, 1978-79	245
13	Behka Stafford, 1992-93	240
14	Lori Vreeken, 1980-81	236

15	Thais Kidd, 1991-92	222
----	---------------------	-----

## FIELD GOAL PERCENTAGE (min. 50 made field goals)

Rk	Name, Season	FG	FGA	Pct
1	Karina Zapata, 1985-86	59	99	.596
2	Jennifer Hamson, 2011-12	114	197	.579
3	Debbie Dimond Freeland, 1991-92	158	274	.577
4	Jeanette Weston, 1978-79	100	176	.568
5	Jennifer Leitner, 1999-2000	81	143	.566
6	Scarlett Overly, 1987-88	194	344	.564
7	Jennifer Hamson, 2010-11	90	161	.559
8	Tresa Spaulding Hamson, 1983-84	151	275	.549
9	Lisa Rathbun, 1988-89	61	117	.521
10	Jackie Beene McBride, 1978-79	126	245	.514
11	Cathy Nixon, 1984-85	127	250	.508
12	Tina Gunn Robison, 1976-77	96	191	.503
13	Lori Henry Cuff, 1996-97	84	167	.503
14	Jill Adams, 1996-97	82	165	.497
15	Michelle Carter, 1986-87	54	109	.495

## 3-POINT FIELD GOALS MADE

Rk	Name, Season	Made 3PT Field Goals
1	Erin Thorn, 1999-2000	91
2	Kailey Woolston, 2023-24	81
3	Shaylee Gonzales, 2018-19	54
4	Behka Stafford, 1992-93	53
5	Mallory Gillispie Carling, 2004-05	49
6	Thais Kidd, 1991-92	34
7	<b>Amari Whiting, 2023-24</b>	<b>31</b>
	Kim Parker Beeston, 2010-11	31
9	Kari Gallup, 1994-95	26
10	Heather Cheesman, 2000-01	23
11	Paisley Johnson Harding, 2017-18	22
	Brenna Chase Drollinger, 2016-17	22
	Julie Whetten Sullivan, 2000-01	22
14	Nani Falatea, 2021-22	21
	Lexi Eaton Rydalch, 2011-12	21

\*3-point field goals were not instituted until the 1986-87 season

## 3-POINT FIELD GOAL ATTEMPTS

Rk	Name, Season	3PT Field Goal Attempts
1	Erin Thorn, 1999-2000	210
2	Kailey Woolston, 2023-24	174
3	Shaylee Gonzales, 2018-19	154
4	Mallory Gillispie Carling, 2004-05	134
	Behka Stafford, 1992-93	134
6	<b>Amari Whiting, 2023-24</b>	<b>100</b>
7	Kim Parker Beeston, 2010-11	79
8	Brenna Chase Drollinger, 2016-17	78
	Thais Kidd, 1991-92	78
10	Stephanie Vermunt Seaborn, 2010-11	68
11	Lexi Eaton Rydalch, 2011-12	60
12	Kari Gallup, 1994-95	59
13	Mindy Nielson Bingham, 2007-08	58
14	Heather Cheesman, 2000-01	52
15	Paisley Johnson Harding, 2017-18	51

\*3-point field goals were not instituted until the 1986-87 season

## 3-POINT FIELD GOAL PERCENTAGE (min. 35 3FG made)

Rk	Name, Season	3FG	3FGA	Pct
1	Kailey Woolston, 2023-24	81	174	.466
2	Erin Thorn, 1999-2000	91	210	.433
3	Behka Stafford, 1992-93	53	134	.396
4	Mallory Gillispie Carling, 2004-05	49	134	.366
5	Shaylee Gonzales, 2018-19	54	154	.351

\*3-point field goals were not instituted until the 1986-87 season

## 3-POINT FIELD GOAL PERCENTAGE (min. 25 3FG made)

Rk	Name, Season	3FG	3FGA	Pct
1	Kailey Woolston, 2023-24	81	174	.466
2	Kari Gallup, 1994-95	26	59	.441
3	Thais Kidd, 1991-92	34	78	.436

4	Erin Thorn, 1999-2000	91	210	.433
5	Behka Stafford, 1992-93	53	134	.396
6	Kim Parker Beeston, 2010-11	31	79	.392
7	Mallory Gillispie Carling, 2004-05	49	134	.366
8	Shaylee Gonzales, 2018-19	54	154	.351
9	<b>Amari Whiting, 2023-24</b>	<b>31</b>	<b>100</b>	<b>.310</b>

\*3-point field goals were not instituted until the 1986-87 season

## 3-POINT FIELD GOALS PER GAME

Rk	Name, Season	G	3FG	3FG/G
1	Erin Thorn, 1999-2000	31	91	2.94
2	Kailey Woolston, 2023-24	32	81	2.53
3	Behka Stafford, 1992-93	29	53	1.83
4	Shaylee Gonzales, 2018-19	33	54	1.64
5	Mallory Gillispie Carling, 2004-05	30	49	1.63
6	Thais Kidd, 1991-92	29	34	1.17
7	Kari Gallup, 1994-95	27	26	0.96
8	<b>Amari Whiting, 2023-24</b>	<b>33</b>	<b>31</b>	<b>0.94</b>
	Kim Parker Beeston, 2010-11	33	31	0.94
10	Nani Falatea, 2021-22	28	21	0.75
11	Paisley Johnson Harding, 2017-18	30	22	0.73
12	Heather Cheesman, 2000-01	32	23	0.72
13	Brenna Chase Drollinger, 2016-17	32	22	0.69
	Julie Wherren Sullivan, 2000-01	32	22	0.69
15	Nikki Eyre, 1989-90	27	18	0.67

\*3-point field goals were not instituted until the 1986-87 season

## FREE THROWS MADE

Rk	Name, Season	Made Free Throws
1	Shaylee Gonzales, 2018-19	108
2	Debbie Dimond Freeland, 1991-92	97
3	<b>Amari Whiting, 2023-24</b>	<b>80</b>
4	Thais Kidd, 1991-92	77
	Jeanette Weston, 1978-79	77
6	Cindy Battistone, 1981-82	74
	Valerie Cravens, 1980-81	74
8	Jennifer Hamson, 2011-12	67
9	Jennifer Leitner, 1999-2000	65
10	Lexi Eaton Rydalch, 2011-12	63
11	Behka Stafford, 1992-93	60
12	Lori Vreeken, 1980-81	59
13	Kailey Woolston, 2023-24	56
14	Lisa Rathbun, 1988-89	54
15	Cathy Nixon, 1984-85	53

## FREE THROW ATTEMPTS

Rk	Name, Season	Free Throw Attempts
1	Shaylee Gonzales, 2018-19	149
2	<b>Amari Whiting, 2023-24</b>	<b>135</b>
3	Debbie Dimond Freeland, 1991-92	129
4	Cindy Battistone, 1981-82	108
	Valerie Cravens, 1980-81	108
6	Jeanette Weston, 1978-79	106
7	Thais Kidd, 1991-92	104
8	Jennifer Hamson, 2011-12	89
9	Lori Vreeken, 1980-81	88
10	Lexi Eaton Rydalch, 2011-12	82
11	Jennifer Leitner, 1999-2000	81
12	Lisa Rathbun, 1988-89	78
13	Cathy Nixon, 1984-85	77
14	Tresa Spaulding Hamson, 1983-84	73
15	Lori Henry Cuff, 1996-97	73

## FREE THROW PERCENTAGE (min. 45 made free throws)

Rk	Name, Season	FT	FTA	Pct
1	Behka Stafford, 1992-93	60	70	.857
2	Kailey Woolston, 2023-24	56	67	.836
3	Erin Thorn, 1999-2000	48	59	.814
4	Jennifer Leitner, 1999-2000	65	81	.802
5	Danielle Cheesman, 2001-02	46	58	.793
6	Kathy Denton, 1981-82	46	61	.754
7	Jennifer Hamson, 2011-12	67	89	.753







## FRESHMAN SEASON RECORDS

8	Debbie Dimond Freeland, 1991-92	97	129	.752
9	Thais Kidd, 1991-92	77	104	.740
10	Jennifer Hamson, 2010-11	51	69	.739
11	Jeanette Weston, 1978-79	77	106	.726
12	Shaylee Gonzales, 2018-19	108	149	.725
13	Mindy Nielson Bonham, 2007-08	46	65	.708
14	Tresa Spaulding Hamson, 1983-84	51	73	.699
15	Lisa Rathbun, 1988-89	54	78	.692

### REBOUNDS

Rk	Name, Season	Rebounds
1	Cindy Battistone, 1981-82	226
2	Debbie Dimond Freeland, 1991-92	225
3	Tina Gunn Robison, 1976-77	211
4	Jill Adams, 1996-97	202
5	Sara Hamson, 2017-18	201
6	Shaylee Gonzales, 2018-19	185
7	Jennifer Leitner, 1999-2000	174
	Lori Henry Cuff, 1996-97	174
9	Valerie Cravens, 1980-81	165
10	<b>Amari Whiting, 2023-24</b>	<b>163</b>
	Tresa Spaulding Hamson, 1983-84	163
12	Scarlett Overly, 1987-88	156
13	Jennifer Hamson, 2010-11	154
14	Alexis Kaufusi, 2009-10	150
15	Lori Vreeken, 1980-81	147

### REBOUNDS PER GAME

Rk	Name, Season	G	Reb	Avg
1	Tina Gunn Robison, 1976-77	15	211	14.07
2	Debbie Dimond Freeland, 1991-92	29	225	7.76
3	Sara Hamson, 2017-18	26	201	7.73
4	Jill Adams, 1996-97	29	202	6.97
5	Tresa Spaulding Hamson, 1983-84	26	163	6.28
	Cindy Battistone, 1981-82	36	226	6.28
7	Lori Henry Cuff, 1996-97	29	174	6.0
8	Scarlett Overly, 1987-88	27	156	5.78
9	Valerie Cravens, 1980-81	29	165	5.69
10	Shaylee Gonzales, 2018-19	33	185	5.61
11	Jennifer Leitner, 1999-2000	31	174	5.61
12	Jennifer Hamson, 2010-11	30	154	5.13
13	Lori Vreeken, 1980-81	29	147	5.07
14	Jeanette Weston, 1978-79	28	140	5.00
15	<b>Amari Whiting, 2023-24</b>	<b>33</b>	<b>163</b>	<b>4.94</b>

### OFFENSIVE REBOUNDS

Rk	Name, Season	Offensive Rebounds
1	Debbie Dimond Freeland, 1991-92	102
2	Lori Henry Cuff, 1996-97	64
3	Jennifer Leitner, 1999-2000	61
4	Jill Adams, 1996-97	60
5	Sara Hamson, 2017-18	59
6	Jennifer Hamson, 2010-11	58
7	Shaylee Gonzales, 2018-19	53
8	Danielle Cheesman, 2001-02	51
9	Alexis Kaufusi, 2009-10	50
10	Lexi Eaton Rydalch, 2011-12	49
11	Kristen Riley, 2008-09	58
12	Thais Kidd, 1991-92	47
13	Kim Henry Anderson, 1992-93	46
14	Kim Parker Beeston, 2010-11	44
15	Keilani Moeaki Unga, 2007-08	43

\*Offensive rebounds were not tracked until the 1990-91 season

### OFFENSIVE REBOUNDS PER GAME

Rk	Name, Season	G	Off. Reb	Avg
1	Debbie Dimond Freeland, 1991-92	29	102	3.52
2	Sara Hamson, 2017-18	26	59	2.27
3	Lori Henry Cuff, 1996-97	29	64	2.21
4	Jill Adams, 1996-97	29	60	2.07
5	Jennifer Leitner, 1999-2000	31	61	1.97
6	Jennifer Hamson, 2010-11	30	58	1.93

7	Kristen Riley, 2008-09	29	48	1.66
8	Thais Kidd, 1991-92	29	47	1.62
9	Shaylee Gonzales, 2018-19	33	53	1.61
10	Kim Henry Anderson, 1992-93	29	46	1.59
11	Danielle Cheesman, 2001-02	33	51	1.55
12	Alexis Kaufusi, 2009-10	33	50	1.52
13	Lexi Eaton Rydalch, 2011-12	33	49	1.48
14	Kim Parker Beeston, 2010-11	33	44	1.33
15	Keilani Moeaki Unga, 2007-08	29	33	1.14

\*Offensive rebounds were not tracked until the 1990-91 season

### DEFENSIVE REBOUNDS

Rk	Name, Season	Defensive Rebounds
1	Sara Hamson, 2017-18	142
	Jill Adams, 1996-97	142
3	<b>Amari Whiting, 2023-24</b>	<b>136</b>
4	Shaylee Gonzales, 2018-19	132
5	Debbie Dimond Freeland, 1991-92	132
6	Jennifer Leitner, 1999-2000	113
7	Lori Henry Cuff, 1996-97	110
8	Alexis Kaufusi, 2009-10	100
9	Erin Thorn, 1999-2000	97
10	Jennifer Hamson, 2010-11	96
11	Danielle Cheesman, 2001-02	94
12	Kailey Woolston, 2023-24	78
	Heather Cheesman, 2000-01	78
14	Amanda Barcello, 2022-23	76
	Jennie Overdiek Keele, 2002-03	76

\*Defensive rebounds were not tracked until the 1990-91 season

### DEFENSIVE REBOUNDS PER GAME

Rk	Name, Year	G	Def. Reb	Avg
1	Sara Hamson, 2017-18	26	142	5.46
2	Jill Adams, 1996-97	29	142	4.90
3	Debbie Dimond Freeland, 1991-92	29	132	4.24
4	<b>Amari Whiting, 2023-24</b>	<b>33</b>	<b>136</b>	<b>4.12</b>
5	Shaylee Gonzales, 2018-19	33	132	4.00
6	Lori Henry Cuff, 1996-97	29	110	3.79
7	Jennifer Leitner, 1999-2000	31	113	3.65
8	Jennifer Hamson, 2010-11	30	96	3.20
9	Erin Thorn, 1999-2000	31	97	3.13
10	Alexis Kaufusi, 2009-10	33	100	3.03
11	Danielle Cheesman, 2001-02	33	94	2.85
12	Mindy Nielson Bonham, 2007-08	29	72	2.48
13	Jennie Overdiek Keele, 2002-03	31	76	2.45
14	Kailey Woolston, 2023-24	32	78	2.44
	Heather Cheesman, 2000-01	32	78	2.44

\*Defensive rebounds were not tracked until the 1990-91 season

### ASSISTS

Rk	Name, Year	Assists
1	Shaylee Gonzales, 2018-19	134
2	Karina Zapata, 1985-86	124
3	<b>Amari Whiting, 2023-24</b>	<b>123</b>
4	Valerie Cravens, 1980-81	115
5	Erin Thorn, 1999-2000	114
6	Thais Kidd, 1991-92	92
7	Kathy Denton, 1981-82	91
8	Mindy Nielson Bonham, 2007-08	80
9	Kailey Woolston, 2023-24	75
10	Stacy Jensen, 1998-99	70
11	Julie Whetten Sullivan, 2000-01	69
12	Lexi Eaton Rydalch, 2011-12	60
13	Kim Parker Beeston, 2010-11	49
14	Vanessa Hutson, 2005-06	45
	Nikki Eyre, 1989-90	45

\*Assists were not tracked until the 1979-80 season

### ASSISTS PER GAME

Rk	Name, Year	G	Def. Reb	Avg
1	Karina Zapata, 1985-86	27	124	4.59
2	Shaylee Gonzales, 2018-19	33	134	4.06

3	Valerie Cravens, 1980-81	29	115	3.97
4	<b>Amari Whiting, 2023-24</b>	<b>33</b>	<b>123</b>	<b>3.73</b>
5	Erin Thorn, 1999-2000	31	114	3.68
6	Thais Kidd, 1991-92	29	92	3.17
7	Mindy Nielson Bonham, 2007-08	29	70	2.41
8	Kathy Denton, 1981-82	24	91	2.68
9	Stacy Jensen, 1998-99	29	70	2.41
10	Kailey Woolston, 2023-24	32	75	2.34
11	Julie Whetten Sullivan, 2000-01	32	69	2.16
12	Lexi Eaton Rydalch, 2011-12	33	60	1.82
13	Nikki Eyre, 1989-90	27	45	1.67
14	Vanessa Hutson, 2005-06	30	45	1.50
15	Kim Parker Beeston, 2010-11	33	49	1.48

\*Assists were not tracked until the 1979-80 season

### BLOCKS

Rk	Name, Season	Defensive Rebounds
1	Sara Hamson, 2017-18	112
2	Tresa Spaulding Hamson, 1983-84	93
3	Debbie Dimond Freeland, 1991-92	48
4	Jennifer Hamson, 2010-11	45
5	Jill Adams, 1996-97	35
6	Lori Vreeken, 1980-81	28
7	Cathy Nixon, 1984-85	27
8	Mindy Nielson Bonham, 2007-08	20
9	<b>Emma Calvert, 2021-22</b>	<b>17</b>
	Kristen Riley, 2008-09	17
11	Shalae Salmon, 2016-17	15
	Alexis Kaufusi, 2009-10	15
13	Amanda Barcello, 2022-23	14
14	Lexi Eaton Rydalch, 2011-12	13
	Danielle Cheesman, 2001-02	13

\*Blocks were not tracked until the 1979-80 season

### BLOCKS PER GAME

Rk	Name, Season	G	Def. Reb	Avg
1	Sara Hamson, 2017-18	26	112	4.31
2	Tresa Spaulding Hamson, 1983-84	26	93	3.58
3	Debbie Dimond Freeland, 1991-92	29	48	1.66
4	Jennifer Hamson, 2010-11	30	45	1.50
5	Jill Adams, 1996-97	29	35	1.21
6	Lori Vreeken, 1980-81	29	28	0.97
7	Cathy Nixon, 1984-85	28	27	0.96
8	Emma Calvert, 2021-22	23	17	0.74
9	Mindy Nielson Bonham, 2007-08	29	20	0.69
10	Kristen Riley, 2008-09	29	17	0.59
11	Shalae Salmon, 2016-17	27	15	0.56
12	Alexis Kaufusi, 2009-10	33	15	0.45
13	Amanda Barcello, 2022-23	32	14	0.44
14	Lori Henry Cuff, 1996-97	29	12	0.41
15	Lexi Eaton Rydalch, 2011-12	33	13	0.39
	Danielle Cheesman, 2001-02	33	13	0.39

\*Blocks were not tracked until the 1979-80 season

### STEALS

Rk	Name, Season	Steals
1	Thais Kidd, 1991-92	71
2	Valerie Cravens, 1980-81	66
3	Shaylee Gonzales, 2018-19	63
	Karina Zapata, 1985-86	63
5	Erin Thorn, 1999-2000	61
6	Kathy Denton, 1981-82	52
7	<b>Amari Whiting, 2023-24</b>	<b>50</b>
8	Mindy Nielson, Bonham, 2007-08	46
9	Cindy Battistone, 1981-82	44
10	Lexi Eaton, Rydalch, 2011-12	39
	Scarlett Overly, 1987-88	39
12	Debbie Dimond Freeland, 1991-92	38
13	Jill Adams, 1996-97	37
14	Stacy Jensen, 1998-99	35
	Behka Stafford, 1992-93	35

\*Steals were not tracked until the 1979-80 season





## STEALS PER GAME

Rk	Name, Season	G	Steals	Avg
1	Thais Kidd, 1991-92	29	71	2.45
2	Karina Zapata, 1985-86	27	63	2.33
3	Valerie Cravens, 1980-81	29	66	2.28
4	Erin Thorn, 1999-2000	31	61	1.97
5	Shaylee Gonzales, 2018-19	33	63	1.91
6	Mindy Nielson Bonham, 2007-08	29	46	1.59
7	Kathy Denton, 1981-82	34	52	1.53
8	<b>Amarie Whiting, 2023-24</b>	<b>33</b>	<b>50</b>	<b>1.52</b>
9	Scarlett Overly, 1987-88	27	39	1.44
10	Debbie Dimond Freeland, 1991-92	29	38	1.31
11	Jill Adams, 1996-97	29	37	1.28
12	Cindy Battistone, 1981-82	36	44	1.22
13	Stacy Jensen, 1998-99	29	35	1.21
	Behka Stafford, 1992-93	29	35	1.21
15	Lexi Eaton Rydalch, 2011-12	33	39	1.18

\*Steals were not tracked until the 1979-80 season

## ASSIST/TURNOVER RATIO (min. 20 GP and 45 Assists)

Rk	Name, Season	G	Ast.	Ast/TO
1	Vanessa Hitson, 2005-06	30	45	1.67:1
2	Erin Thorn, 1999-2000	31	114	1.56:1
3	Shaylee Gonzales, 2018-19	33	134	1.51:1
4	Julie Whetten Sullivan, 2000-01	32	69	1.50:1
5	Kim Parker Beeston, 2010-11	33	49	1.40:1
6	Karina Zapata, 1985-86	27	124	1.38:1
7	Amari Whiting, 2023-24	33	123	1.29:1
8	Thais Kidd, 1991-92	29	92	1.23:1
9	Kailey Woolston, 2023-24	32	75	1.03:1
10	Kathy Denton, 1981-82	34	91	0.98:1
11	Valerie Cravens, 1980-81	29	115	0.97:1
12	Stacy Jensen, 1998-99	29	70	0.89:1
13	Mindy Nielson Bonham, 2007-08	29	80	0.84:1
14	Lexi Eaton Rydalch, 2011-12	33	60	0.63:1
15	Nikki Eyre, 1989-90	27	45	0.46:1

\*Assists were not tracked until the 1979-80 season

## TURNOVERS

Rk	Name, Season	Turnovers
1	Valerie Cravens, 1980-81	118
2	Nikki Eyre, 1989-90	98
3	<b>Amari Whiting, 2023-24</b>	<b>95</b>
	Lexi Eaton Rydalch, 2011-12	95
	Mindy Nielson Bonham, 2007-08	95
6	Kathy Denton, 1981-82	93
7	Lori Vreeken, 1980-81	92
8	Karina Zapata, 1985-86	90
9	Shaylee Gonzales, 2018-19	89
10	Kim Henry Anderson, 1992-93	86
11	Stacy Jensen, 1998-99	79
12	Lori Henry Cuff, 1996-97	75
	Thais Kidd, 1991-92	75
14	Kailey Woolston, 2023-24	73
	Erin Thorn, 1999-2000	73

\*Turnovers were not tracked until the 1979-80 season

## PERSONAL FOULS

Rk	Name, Season	Fouls
1	Valerie Cravens, 1980-81	104
2	Danielle Cheesman, 2001-02	102
3	<b>Amari Whiting, 2023-24</b>	<b>96</b>
4	Scarlett Overly, 1987-88	94
	Cathy Nixon, 1984-85	92
6	Lori Henry Cuff, 1996-97	87
7	Sara Hamson, 2017-18	83
8	Jill Adams, 1996-97	76
9	Lori Vreeken, 1980-81	75
10	Kailey Woolston, 2023-24	74
	Paisley Johnson Harding, 2017-18	74
	Debbie Dimond Freeland, 1991-92	74
13	Tresa Spaulding Hamson, 1983-84	73

14	Jennifer Leitner, 1999-2000	71
	Kathy Denton, 1981-82	71
	Cindy Battistone, 1981-82	71
	Jeanette Weston, 1978-79	71

## TIMES DISQUALIFIED

Rk	Name, Season	Games	Fouls	DQ
1	Tresa Spaulding Hamson, 1983-84	26	73	7
2	Sara Hamson, 2017-18	26	83	5
	Danielle Cheesman, 2001-02	33	102	5
	Cathy Nixon, 1984-85	28	92	5
	Valerie Cravens, 1980-81	29	104	5
6	Scarlett Overly, 1987-88	27	94	4
7	Paisley Johnson Harding, 2017-18	30	74	2
	Jasmine Foreman, 2007-08	29	53	2
	Haley Hall Steed, 2006-07	8	19	2
	Lisa Rathbun, 1988-89	22	58	2
	Maureen Wolthuis, 1987-88	20	21	2
	Kathy Denton, 1981-82	34	71	2
	Lori Vreeken, 1980-81	29	75	2
	Jeanette Weston, 1978-79	28	71	2
	Tina Gunn Robison, 1976-77	15	34	2

## GAMES PLAYED

Rk	Name, Season	Games Played
1	Cindy Battistone, 1981-82	36
2	Kathy Denton, 1981-82	34
3	<b>Amari Whiting, 2023-24</b>	<b>33</b>
	Shaylee Gonzales, 2018-19	33
	Jasmine Moody, 2015-16	33
	Lexi Eaton Rydalch, 2011-12	33
	Kim Parker Beeston, 2010-11	33
	Alexis Kaufusi, 2009-10	33
	Danielle Cheesman, 2000-01	33
10	Kailey Woolston, 2023-24	32
	Amanda Barcello, 2022-23	32
	Brenna Chase Drollinger, 2016-17	32
	Xojian Harry, 2011-12	32
	Shawnee Slade, 2005-06	32
	Julie Whetten Sullivan, 2000-01	32
	Heather Cheesman, 2000-01	32

## GAMES STARTED

Rk	Name, Season	Games Started
1	Amari Whiting, 2023-24	33
	Lexi Eaton Rydalch, 2011-12	33
3	Kailey Woolston, 2023-24	32
4	Erin Thorn, 1999-2000	30
5	Kim Henry Anderson, 1992-93	29
	Debbie Dimond Freeland, 1991-92	29
7	Jasmine Moody, 2015-16	27
8	Shaylee Gonzales, 2018-19	26
9	Jill Adams, 1996-97	23
10	Jennifer Hamson, 2010-11	20
11	Mindy Nielson Bonham, 2007-08	19
	Danielle Cheesman, 2001-02	19
	Lori Henry Cuff, 1996-97	19
14	Sara Hamson, 2017-18	17
15	Thais Kidd, 1991-92	15

## CONSECUTIVE GAMES STARTED

Rk	Name, Season	Games Started
1	Amari Whiting, 2023-24	33
	Lexi Eaton Rydalch, 2011-12	33
3	Kailey Woolston, 2023-24	32

## MINUTES PLAYED

Rk	Name, Season	Minutes Played
1	Shaylee Gonzales, 2018-19	1,147:22
2	Kailey Woolston, 2023-24	1,067:04
3	Amari Whiting, 2023-24	1,046:29
4	Erin Thorn, 1999-2000	995:00

5	Karina Zapata, 1985-86	915:00
6	Scarlett Overly, 1987-88	825:00
7	Thais Kidd, 1991-92	823:00
8	Mindy Nielson Bonham, 2007-08	810:00
9	Debbie Dimond Freeland, 1991-92	774:00
10	Lexi Eaton Rydalch, 2011-12	752:00
11	Lori Henry Cuff, 1996-97	724:00
12	Danielle Cheesman, 2001-02	713:00
13	Cathy Nixon, 1984-85	709:00
14	Sara Hamson, 2017-18	708:00
15	Mallory Gillispie Carling, 2004-05	690:00

\*Minutes were not tracked until the 1983-84 season

## MINUTES PLAYED PER GAME

Rk	Name, Season	Games	Min.	Min/G
1	Shaylee Gonzales	33	1,147:22	34:46
2	Karina Zapata, 1985-86	27	915:00	33:53
3	Kailey Woolston, 2023-24	32	1,067:04	33:21
4	Erin Thorn, 1999-2000	31	995:00	32:05
5	Amari Whiting, 2023-24	33	1,046:29	31:43
6	Scarlett Overly, 1987-88	27	825:00	30:33
7	Thais Kidd, 1991-92	29	823:00	28:23
8	Mindy Nielson Bonham, 2007-08	29	810:00	27:56
9	Sara Hamson, 2017-18	26	708:00	27:14
10	Debbie Dimond Freeland, 1991-92	29	774:00	26:41
11	Cathy Nixon, 1984-85	28	709:00	25:19
12	Lori Henry Cuff, 1996-97	29	724:00	24:58
13	Jill Adams, 1996-97	29	684:00	23:35
14	Mallory Gillispie Carling, 2004-05	30	690:00	23:00
15	Lexi Eaton Rydalch, 2011-12	33	752:00	22:47

\*Minutes were not tracked until the 1983-84 season





## TEAM SEASON RECORDS

### GAMES PLAYED

Rank	Season	Games Played
1	1981-82	37
2	2013-14	35
3	2012-13	34
	2010-11	34
5	2023-24	33
	2022-23	33
	2018-19	33
	2015-16	33
	2014-15	33
	2011-12	33
	2009-10	33
	2006-07	33
	2001-02	33
	1979-80	33
Whiting Era	2023-24	33

### WINS

Rank	Season	Wins
1	2013-14	28-7
2	2021-22	26-4
	2018-19	26-7
	2015-16	26-7
	2011-12	26-7
	2005-06	26-6
7	2010-11	25-9
8	2001-02	24-9
	1992-93	24-5
	1981-82	24-13
	1979-80	24-9
Whiting Era	2022-23, 2023-24	16-17

### CONFERENCE RECORD

Rank	Season	Conf. Wins
1	2015-16	16-2 (WCC)
2	2021-22	15-1 (WCC)
	2018-19	15-3 (WCC)
	2010-11	15-1 (MWC)
5	2013-14	14-4 (WCC)
6	2020-21	13-3 (WCC)
	2019-20	13-5 (WCC)
	2016-17	13-5 (WCC)
	2005-06	13-3 (MWC)
	1992-93	13-1 (WAC)
	1977-78	13-0 (IAC)
Whiting Era	2022-23	9-9

### WIN PERCENTAGE

Rank	Season	Record	Win %
1	2021-22	26-4	.867
2	1992-93	24-5	.828
3	2005-06	26-6	.813
4	2013-14	28-7	.800
5	2018-19	26-7	.788
	2015-16	26-7	.788
	2011-12	26-7	.788
8	1977-78	22-6	.786
9	2020-21	19-6	.760
10	1978-79	21-7	.750
	1972-73	9-3	.750
Whiting Era	2022-23, 2023-24	16-17	.485

### LONGEST OVERALL WIN STREAK

Rank	Dates	Win Streak
1	Dec. 31, 2015 to Feb. 25, 2016	16
2	Dec. 31, 1992 to Feb. 26, 1993	15
	Jan. 22, 2011 to March 5, 2011	12
	Feb. 2, 1979 to March 10, 1979	12
5	Dec. 15, 2018 to Jan. 26, 2019	11
	Dec. 28, 2005 to Feb. 7, 2006	11
	Jan. 28, 1977 to March 4, 1977	11

7	Dec. 18, 2021 to Jan. 29, 2022	10
	Feb. 1, 2014 to March 10, 2014	10
	Nov. 19, 2011 to Dec. 22, 2011	10
	Nov. 28, 2008 to Jan. 13, 2009	10
	Jan. 28, 1986 to Feb. 22, 1986	10
	Feb. 16, 1980 to March 12, 1980	10
	1/28/77 to 2/19/77	10
Whiting Era	12/21/22 to 1/9/23	7

### LONGEST HOME WIN STREAK

Rank	Dates	Home Win Streak
1	Jan. 20, 1978 to Jan. 2, 1981	33
2	Jan. 11, 2020 to Feb. 19, 2022	30
3	Dec. 15, 1978 to Jan. 2, 1981	18
4	Feb. 18, 2012 to Feb. 21, 2013	15
5	Nov. 13, 2015 to Feb. 18, 2016	12
	Dec. 29, 1983 to Jan. 3, 1985	12
7	Jan. 14, 1981 to Dec. 4, 1981	11
8	Nov. 23, 2011 to Feb. 9, 2012	10
	Jan. 5, 2011 to March 19, 2011	10
	Feb. 6, 2010 to Dec. 18, 2010	10
	Feb. 25, 2006 to Feb. 8, 2007	10
	Jan. 9, 1999 to Dec. 1, 1999	10
	Dec. 31, 1992 to Dec. 10, 1993	10
Whiting Era	Nov. 10, 2023 to Dec. 16, 2023	6

### LONGEST ROAD WIN STREAK

Rank	Season	Road Win Streak
1	Nov. 19, 2005 to March 2, 2006	13
2	Dec. 10, 1992 to Feb. 26, 1993	9
3	Jan. 7, 2016 to Feb. 25, 2016	7
	Jan. 26, 2011 to Nov. 14, 2011	7
5	Jan. 2, 2012 to Jan. 28, 2012	6
	Dec. 18, 1999 to Feb. 3, 2000	6
	Feb. 16, 1980 to Jan. 17, 1981	6
	Jan. 5, 1979 to Dec. 13, 1979	6
9	Dec. 28, 2019 to Jan. 30, 2020	5
	Dec. 29, 2018 to Jan. 26, 2019	5
	Dec. 29, 2014 to Jan. 31, 2015	5
	Feb. 1, 2014 to Feb. 22, 2014	5
	Nov. 18, 2008 to Jan. 21, 2009	5
	Jan. 2, 1986 to Feb. 19, 1986	5
	Feb. 9, 1985 to Feb. 23, 1985	5
Whiting Era	Jan. 12, 2023 to Jan. 26, 2023	3

### WINS TO OPEN A SEASON

Rank	Season	Wins
1	Nov. 9, 2021 to Dec. 4, 2021	8
	Nov. 19, 2005 to Dec. 17, 2005	8
3	Nov. 7, 2023 to Nov. 25, 2023	6
4	Nov. 22, 2002 to Dec. 5, 2002	5
5	Nov. 20, 1999 to Dec. 1, 1999	4
6	Nov. 8, 2013 to Nov. 16, 2013	3
	Nov. 19, 1980 to Nov. 29, 1980	3
Whiting Era	Nov. 7, 2023 to Nov. 25, 2023	6

### CONSECUTIVE WINNING SEASONS

Rank	Season	Winning Seasons
1	1972-73 to 1986-87	15
2	2008-09 to 2022-23	14
3	1997-98 to 2006-07	10
4	1991-92 to 1993-94	3
Whiting Era		—

### CONSECUTIVE LOSING SEASONS

Rank	Season	Losing Seasons
1	1987-88 to 1990-91	4
2	1994-95 to 1996-97	3
3	2022-23 to 2023-24	2
Whiting Era	2022-23 to 2023-24	2

### LOSSES

Rank	Season	Losses
1	1990-91	8-21
2	1994-95	8-19
	1988-89	8-19
4	1996-97	11-18
	1995-96	9-18
6	2023-24	16-17
	2022-23	16-17
	1989-90	10-17
9	2007-08	13-16
10	1987-88	12-15
Whiting Era	2022-23, 2023-24	16-17

### CONFERENCE LOSSES

Rank	Season	Conf. Losses
1	2023-24	6-12 (Big 12)
2	1995-96	3-11 (WAC)
3	1994-95	4-10 (WAC)
4	1990-91	3-9 (WAC)
	1996-97	7-9 (WAC)
	2022-23	9-9 (WCC)
	2007-08	7-9 (MWC)
	2003-04	5-9 (MWC)
9	1989-90	2-8 (WAC)
	1997-98	6-8 (WAC)
	2008-09	8-8 (MWC)
Whiting Era	2023-24	6-12

### FEWEST WINS

Rank	Season	Fewest Wins
1	1974-75	7-6
2	1994-95	8-19
	1990-91	8-21
	1988-89	8-19
5	1995-96	9-18
	1973-74	9-5
	1972-73	9-3
8	1989-90	10-17
9	1996-97	11-18
	1975-76	11-6
Whiting Era	2022-23, 2023-24	16-17

### FEWEST CONFERENCE WINS

Rank	Season	Fewest Conf. Wins
1	2023-24	6-12 (Big 12)
2	2007-08	7-9 (MWC)
	1996-97	7-9 (WAC)
	1981-82	7-3 (WAC)
	1974-75	7-5 (IAC)
6	2008-09	8-8 (MWC)
	2002-03	8-6 (MWC)
	2000-01	8-6 (MWC)
	1986-87	8-4 (WAC)
	1982-83	8-2 (WAC)
	1979-80	8-2 (WAC)
Under Whiting	2023-24	6-12 (Big 12)

### FEWEST LOSSES

Rank	Season	Fewest Losses
1	1972-73	9-3
2	2021-22	26-4
3	1992-93	24-5
	1973-74	9-5
5	2020-21	19-6
	2005-06	26-6
	1977-78	22-6
	1975-76	11-6
	1974-75	7-6
Whiting Era	2022-23, 2023-24	16-17





# TEAM SEASON RECORDS



## FEWEST CONFERENCE LOSSES

Rank	Season	Fewest Conf. Losses
1	1977-78	13-0
2	2021-22	15-1
	2010-11	15-1
	1992-93	13-1
	1984-85	11-1
	1983-84	9-1
	1980-81	9-1
8	2015-16	16-2
	1991-92	12-2
	1982-83	8-2
	1979-80	8-2
	1978-79	11-2
Whiting Era	2022-23	9-9

## RECORD IN OPENERS

Season Openers	Since 1973-74	30-21 (.588)
Home Openers	Since 1973-74	34-16 (.680)
Conference Openers	Since 1982-83	24-18 (.571)

## LONGEST LOSING STREAK

Rank	Season	Losing Streak
1	Dec. 20, 1996 to Jan. 16, 1997	8
	Dec. 6, 1990 to Dec. 22, 1990	8
3	Dec. 17, 1976 to Jan. 26, 1977	7
4	Feb. 26, 2008 to Nov. 14, 2008	6
	Nov. 27, 1987 to Dec. 17, 1987	6
6	March 8, 2022 to Nov. 15, 2022	5
	Dec. 30, 1997 to Jan. 15, 1997	5
	Dec. 11, 1993 to Dec. 30, 1993	5
	Feb. 22, 1992 to March 12, 1992	5
	Feb. 4, 1989 to Feb. 17, 1989	5
	Dec. 9, 1988 to Dec. 19, 1988	5
	Jan. 18, 1975 to Feb. 8, 1975	5
Whiting Era	Dec. 30, 2023 to Jan. 10, 2024	4

## LOWEST WIN PERCENTAGE (Min. 10 Games)

Rank	Season	Record	Low Win %
1	1990-91	8-21	.276
2	1994-95	8-19	.296
	1988-89	8-19	.296
4	1995-96	9-18	.333
5	1989-90	10-17	.370
6	1996-97	11-18	.379
7	1987-88	12-15	.444
8	2007-08	13-16	.448
9	2023-24	16-17	.485
	2022-23	16-17	.485
Whiting Era	2022-23; 2023-24	16-17	.485

## POINTS PER GAME (Since 1986-87)

Rank	Season	Points/Game
1	1987-88	80.8
2	1991-92	79.0
3	2021-22	77.1
4	1988-89	77.0
5	1989-90	73.7
6	2000-01	72.7
7	1992-93	72.2
8	2013-14	72.0
9	1996-97	71.7
10	1993-94	71.6
Under Whiting	2023-24	65.4

## SCORING MARGIN (Since 2000-01)

Rank	Season	Scoring Margin
1	2021-22	18.8
2	2011-12	14.2
3	2010-11	12.4
4	2020-21	9.2
5	2005-06	8.8

6	2001-02	8.6
7	2013-14	7.8
8	2015-16	7.6
9	2012-13	7.2
10	2009-10	6.6
Under Whiting	2022-23	2.1

## FIELD GOALS

Rank	Season	Field Goals
1	1987-88	905
2	2021-22	890
3	2010-11	888
4	2011-12	863
5	1991-92	858
6	1988-89	856
7	2001-02	855
	2013-14	855
9	2018-19	843
10	2009-10	807
Whiting Era	2023-24	796

## FIELD GOAL ATTEMPTS

Rank	Season	Rebound/Game
1	2010-11	2,081
2	2018-19	1,971
3	2011-12	1,969
4	2013-14	1,962
5	2012-13	1,920
6	2021-22	1,914
7	2001-02	1,910
8	2009-10	1,887
9	2015-16	1,882
10	1987-88	1,854
Whiting Era	2023-24	1,834

## FIELD GOAL PERCENTAGE

Rank	Season	FGM	FGA	FG%
1	1987-88	905	1,854	.488
2	2021-22	890	1,914	.465
	1988-89	856	1,841	.465
4	1991-92	858	1,851	.464
5	1999-2000	775	1,720	.451
6	2001-02	855	1,910	.448
7	1998-99	716	1,616	.443
	2020-21	654	1,477	.443
9	1997-98	728	1,651	.441
10	1989-90	703	1,599	.440
Whiting Era	2022-23	792	1,820	.435

## 3-POINT FIELD GOALS

Rank	Season	Field Goals
1	2001-02	264
2	2012-13	239
3	2010-11	238
4	2023-24	229
	2018-19	229
6	2000-01	227
7	2009-10	226
8	2011-12	223
9	2013-14	221
	1999-2000	221
Whiting Era	2023-24	229

## 3-POINT FIELD GOAL ATTEMPTS

Rank	Season	3-PT FG Att.
1	2010-11	718
2	2012-13	694
3	2018-19	663
4	2001-02	658
5	2021-22	653
6	2011-12	645
7	2023-24	632

8	2009-10	628
9	2013-14	617
10	1999-2000	604
Whiting Era	2023-24	632

## 3-POINT FIELD GOAL PERCENTAGE

Rank	Season	3FGM	3FGA	3FG%
1	2000-01	227	561	.405
	1991-92	113	279	.405
3	2001-02	264	658	.401
4	2002-03	206	545	.378
5	1997-98	178	478	.372
6	1999-2000	221	604	.366
	2015-16	208	568	.366
	2022-23	203	555	.366
9	2023-24	229	632	.362
10	2009-10	226	628	.360
Whiting Era	2022-23	203	555	.366

## 3-POINT FIELD GOALS PER GAME

Rank	Season	Games	3FG	Average
1	2001-02	33	264	8.0
2	2021-22	30	216	7.2
3	2000-01	32	227	7.1
	1999-2000	31	221	7.1
5	2012-13	34	239	7.0
	2010-11	34	238	7.0
7	2023-24	33	229	6.9
	2018-19	33	229	6.9
	2020-21	25	172	6.9
10	2009-10	33	226	6.8
	2011-12	33	223	6.8
	2002-03	31	206	6.6
Whiting Era	2023-24	33	229	6.9

## FREE THROWS MADE

Rank	Season	Free Throws
1	2013-14	588
2	1989-90	493
3	2015-16	485
4	1991-92	463
5	1996-97	453
6	2014-15	442
7	1990-91	429
8	2001-02	425
9	2016-17	413
10	1992-93	406
Whiting Era	2023-24	1,834

## FREE THROW ATTEMPTS

Rank	Season	Free Throw Att.
1	2013-14	810
2	2015-16	690
3	1989-90	677
4	1996-97	671
5	1991-92	648
6	2014-15	617
7	1995-96	592
8	1992-93	587
9	1990-91	585
10	2016-17	576
Whiting Era	2023-24	229

## FREE THROW PERCENTAGE

Rank	Season	FGM	FGA	FG%
1	2021-22	318	421	.755
2	2001-02	425	565	.752
3	2020-21	229	309	.741
4	2011-12	396	535	.740
5	2002-03	341	463	.737
6	1990-91	429	585	.733
7	1989-90	493	677	.728







## TEAM SEASON RECORDS

8	2022-23	315	433	.727
9	2013-14	588	810	.726
10	1998-99	382	529	.722
Whiting Era	2022-23	315	433	.727

### REBOUNDS

Rank	Season	Rebounds
1	2013-14	1,479
2	2011-12	1,343
3	2012-13	1,333
4	2010-11	1,330
5	2023-24	1,294
6	2005-06	1,287
7	1990-91	1,256
8	2018-19	1,254
9	2006-07	1,252
10	2022-23	1,250
Whiting Era	2023-24	1,294

### REBOUNDS PER GAME

Rank	Season	Games	Reb	RPG
1	1990-91	29	1,256	43.4
2	1991-92	29	1,235	42.6
3	2013-14	35	1,479	42.3
4	1993-94	28	1,182	42.2
5	1989-90	27	1,101	40.8
6	2011-12	33	1,343	40.7
7	2005-06	32	1,287	40.2
8	1996-97	29	1,157	39.9
9	2019-20	29	1,155	39.8
10	2021-22	30	1,186	39.5
Whiting Era	2023-24	33	1,294	39.2

### REBOUNDING MARGIN (Since 2000-01)

Rank	Season	RPG	Opp. RPG	Reb Margin
1	2022-23	37.9	30.9	7.0
2	2013-14	42.3	36.3	6.0
3	2004-05	38.6	32.9	5.7
4	2023-24	39.2	33.6	5.6
5	2011-12	40.7	35.6	5.1
6	2021-22	39.5	34.5	5.0
7	2005-06	40.2	35.4	4.8
8	2006-07	37.9	34.1	3.8
9	2020-21	37.2	33.6	5.6
10	2012-13	39.2	35.8	3.4
	2002-03	36.8	33.4	3.4
Whiting Era	2022-23	37.9	30.9	7.0

### ASSISTS (Since 1987-88)

Rank	Season	Assists
1	2010-11	649
2	2011-12	635
3	2021-22	593
4	2013-14	583
5	2012-13	571
6	2001-02	539
7	2015-16	535
	2009-10	535
9	2014-15	532
10	1999-2000	514
Whiting Era	2023-24	504

### ASSISTS PER GAME (Since 1987-88)

Rank	Season	Games	Assists	APG
1	2019-20	30	561	19.8
2	2011-12	33	635	19.2
3	2010-11	34	649	19.1
4	1991-92	29	511	17.6
5	1988-89	27	473	17.5
6	1998-99	31	504	17.4
7	1987-88	27	464	17.2
8	2012-13	34	571	16.8

9	2013-14	35	583	16.7
10	1999-2000	31	514	16.6
Whiting Era	2023-24	33	504	15.3

### ASSIST PERCENTAGE (Since 1987-88)

Rank	Season	Assists	FG	Assist %
1	2011-12	635	863	.736
2	2010-11	649	888	.731
3	2012-13	571	798	.716
4	1998-99	504	716	.704
5	2013-14	583	855	.682
6	2002-03	505	754	.670
7	2014-15	532	797	.668
8	2021-22	593	890	.666
	2015-16	535	803	.666
	2006-07	512	769	.666
Whiting Era	2023-24	504	796	.633

### ASSIST TO TURNOVER RATIO (Since 2000-00)

Rank	Season	Assists	TO	Ast/TO
1	2021-22	593	394	1.505:1
2	2010-11	649	480	1.352:1
3	2011-12	635	526	1.207:1
4	2001-02	539	473	1.140:1
5	2018-19	502	449	1.118:1
6	2020-21	404	366	1.104:1
7	2014-15	532	487	1.092:1
8	2012-13	571	529	1.079:1
9	2015-16	535	501	1.068:1
10	2019-20	425	401	1.060:1
Whiting Era	2023-24	504	562	0.898:1

### BLOCKS (Since 1987-88)

Rank	Season	Blocks
1	2013-14	220
2	2011-12	197
3	2019-20	195
4	2017-18	193
5	2012-13	157
6	2018-19	156
7	1992-93	147
8	2010-11	140
9	2021-22	138
10	2016-17	138
Whiting Era	2023-24	123

### BLOCKS PER GAME (Since 1987-88)

Rank	Season	Games	Blocks	BPG
1	2019-20	29	195	6.7
2	2017-18	30	193	6.4
3	2013-14	35	220	6.3
4	2011-12	33	197	6.0
5	1992-93	29	147	5.1
6	1993-94	28	134	4.8
7	2018-19	33	156	4.7
8	2021-22	30	138	4.6
	2012-13	34	157	4.6
10	2016-17	32	138	4.3
Whiting Era	2023-24	33	123	3.7

### STEALS (Since 1987-88)

Rank	Season	Steals
1	1996-97	370
2	1991-92	365
3	1992-93	351
4	1997-98	331
5	1987-88	316
6	2015-16	309
7	2016-17	307
	1993-94	307
9	1988-89	303
10	1999-2000	301

Whiting Era	2023-24	184
-------------	---------	-----

### STEALS PER GAME (Since 1987-88)

Rank	Season	Games	Steals	SPG
1	1996-97	29	12.8	12.8
2	1991-92	29	365	12.6
3	1992-93	29	351	12.1
4	1987-88	27	316	11.7
5	1997-98	29	331	11.4
6	1988-89	27	303	11.2
7	1993-94	28	307	11.0
8	2021-22	30	297	9.9
9	1995-96	27	268	9.9
10	1999-2000	31	301	9.7
Whiting Era	2023-24	33	184	5.6







## POINTS SCORED

Rk	Pts	Game	Score	Date
1	138	Colorado State	W, 138-67	1.19.80
2	124	Dixie College	W, 124-59	1.13.83
3	121	at Utah State	W, 121-70	11.26.83
4	119	Utah State	W, 119-67	3.8.85
	119	San Francisco	W, 119-81	11.24.84
6	118	vs. Utah State	W, 118-63	1.8.83
7	116	at Utah State	W, 116-67	2.3.87
8	115	Utah State	W, 115-80	11.30.82
9	112	Utah State	W, 112-59	3.4.86
10	111	UTEP	W, 111-59	1.2.82
	111	UTEP	W, 111-55	2.2.79
	111	Utah State	W, 111-100	1.20.79
13	110	Montana State - Bozeman	W, 110-82	11.23.84
	110	Southern Utah	W, 110-42	12.4.81
15	109	Weber State	W, 109-83	11.23.85
Whiting	87	vs Saint Louis	W, 87-66	11.21.23

## POINTS SCORED, 1ST HALF

Rk	Pts	Game	Score	Date
1	65	vs. Colorado State	1.19.80	
2	59	vs. Wyoming	2.27.81	
3	58	at CS Northridge	11.27.93	
4	56	vs. Utah State	11.23.22	
	56	at LMU	2.22.14	
6	55	vs. Pacific	1.8.22	
7	53	at Santa Clara	2.24.22	
	53	at Pepperdine	2.20.14	
	53	vs. Chadron State	11.7.09	
10	52	vs. San Francisco	1.29.22	
	52	vs. Pepperdine	2.10.22	

## POINTS SCORED, 2ND HALF

Rk	Pts	Game	Score	Date
1	73	vs. Colorado State	1.19.80	
2	68	vs. Creighton	2.17.90	
3	67	vs. Utah State	3.8.85	
4	66	vs. Weber State	2.12.81	
5	57	at BYU - Hawaii	12.3.10	
6	55	vs. Santa Clara	3.7.16	
7	54	vs. Chadron State	11.7.09	
8	52	vs. Pepperdine	2.10.22	
	52	at Portland	1.2.12	
10	51	vs. San Francisco	3.8.21	
11	50	at Santa Clara	2.24.22	
	50	vs. Mesa State	11.9.10	

## POINTS IN A QUARTER

Rk	Pts	Game	Score	Date
1	36	vs. Utah State (1)	11.23.21	
2	34	vs. Santa Clara (4)	3.7.16	
3	33	vs. Pepperdine (3)	2.10.22	
4	30	vs. Pacific (1)	1.08.22	
	30	vs. San Francisco (3)	3.08.21	
	30	at BYU - Hawaii (1)	12.02.15	
7	29	at Santa Clara (2)	2.24.22	
	29	vs. Pepperdine (1)	2.10.22	
9	28	at Santa Clara (3)	2.24.22	
	28	vs. San Francisco	1.29.22	

## MOST POINTS ALLOWED

Rk	Pts	Game	Score	Date
1	116	UCLA	L, 62-116	12.22.77
2	112	at Long Beach State	L, 85-112	3.16.85
3	111	Texas	L, 78-111	1.24.86
4	109	vs. Nebraska	L, 93-109	12.4.87
	109	at Colorado	L, 75-109	1.29.82
6	108	at Marquette	L, 96-108	11.23.91
	108	at Providence	L, 99-108	1.14.88
8	107	at Northwestern	L, 77-107	12.2.88
9	105	at Stanford	L, 64-105	12.21.90

	105	at Houston	L, 90-105	2.2.85
Whiting	87	at Utah	L, 68-87	12.2.23

## FEWEST POINTS ALLOWED

Rk	Pts	Game	Score	Date
1	17	Ricks College	W, 67-17	1.26.74
2	24	Colorado State	W, 56-24	2.1.74
3	25	Northern Arizona	W, 78-25	2.21.75
4	26	Northern Arizona	W, 96-26	2.28.76
5	27	BYU - Hawaii	W, 88-27	11.29.11
6	30	New Mexico	W, 64-30	3.9.74
7	31	Western New Mexico	W, 72-31	12.29.12
	31	Air Force	W, 42-31	3.7.09
9	34	Santa Clara	W, 55-34	2.8.18
	34	Colorado State	W, 51-34	2.22.74
	34	Wyoming	W, 42-34	3.9.74
Whiting	41	Saint Mary's	W, 66-41	12.31.22

## MARGIN OF VICTORY

Rk	Margin	Game	Score	Date
1	71	Colorado State	W, 138-67	1.19.80
2	70	Northern Arizona	W, 96-26	2.28.76
3	68	Southern Utah	W, 110-42	12.4.81
4	65	Dixie State	W, 124-59	1.13.83
5	61	at BYU - Hawaii	W, 88-27	11.29.11
6	56	UTEP	W, 111-55	2.2.79
7	55	Utah State	W, 99-44	2.26.87
	55	vs. Utah State	W, 118-63	1.8.83
9	53	Northern Arizona	W, 78-25	2.21.75
	53	Utah State	W, 112-59	3.4.86

Whiting

## MARGIN OF DEFEAT

Rk	Margin	Game	Score	Date
1	-54	UCLA	L, 62-116	12.22.77
2	-49	No. 1 UConn	L, 47-96	11.25.08
	-49	at New Mexico	L, 51-100	2.1.96
	-49	at USC	L, 53-102	11.22.85
5	-48	at UC Santa Barbara	L, 49-97	12.3.98
6	-46	at No. 2 UConn	L, 34-80	11.29.07
7	-47	UCLA	L, 57-102	3.17.78
8	-42	at Texas	L, 59-101	1.31.85
9	-41	at Stanford	L, 64-105	12.21.90
	-41	at Montana	L, 43-84	12.15.90
	-41	vs. Nebraska	L, 63-104	12.14.85

## COMBINED SCORE

Rk	Score	Game	Score	Date
1	211	Utah State	W, 111-100	1.20.79
2	207	at Providence	L, 99-108	1.14.88
3	206	at Missouri	L, 102-104	12.14.84
4	205	Colorado State	W, 138-67	1.19.80
	205	Utah	W, 106-99	2.8.86
6	204	at Marquette	L, 96-108	11.23.91
7	202	vs. Nebraska	L, 93-109	12.4.87
8	200	San Francisco	W, 119-81	11.24.84
9	197	at Long Beach State	L, 85-112	3.16.85
	197	UNLV	W, 103-94	2.27.79
	197	Kansas State	L, 96-101	11.24.78

## SMALLEST COMBINED SCORE

Rk	Score	Game	Score	Date
1	73	at Air Force	W, 42-31	3.7.09
2	75	Utah State	L, 33-42	2.9.74
3	76	Wyoming	W, 42-34	3.9.74
4	78	Northern Colorado	L, 38-40	2.23.74
5	79	at New Mexico	W, 41-38	1.26.08
	79	at Utah	W, 40-30	2.15.74
7	80	Colorado State	W, 56-24	2.1.74
8	84	Ricks College	W, 67-17	1.26.74
9	85	vs. No. 14 Gonzaga	L, 42-43	3.9.21
	85	at Colorado State	W, 51-34	2.22.74

## FIELD GOAL PERCENTAGE

Rk	FG %	Game	Score	Date
1	.679, 36-53	at Northeastern	W, 84-71	1.13.88
2	.667, 28-42	at UNLV	L, 73-88	2.15.78
3	.625, 40-64	Pepperdine	W, 104-53	2.10.22
4	.615, 32-52	at Washington State	W, 90-58	11.30.00
5	.610, 25-41	vs. Washington State	W, 65-56	11.18.22
	.610, 25-41	at Oregon State*	W, 78-63	3.16.01
7	.604, 29-48	vs. Gonzaga#	W, 78-66	3.5.12
	.604, 32-53	UNLV	W, 74-48	2.5.05
9	.600, 24-40	Seattle	W, 70-62	12.20.12
	.600, 33-55	vs. Air Force	W, 77-46	1.13.10
Whiting	.610, 25-41	vs Washington State	W, 65-56	11.18.22

# Conference Tournament

\* WNIT

## 3-POINT FIELD GOALS MADE

Rk	3PT FG	Game	Score	Date
1	20	Arkansas Pine-Bluff	12.14.01	
2	18	at Washington	11.18.09	
3	15	at BYU - Hawaii	12.3.10	
	15	Air Force	2.8.03	
	15	at Air Force	1.19.02	
	15	at Air Force	1.24.98	
7	14	at SUU	12.3.02	
	14	at Nebraska	12.9.99	
9	13	Lipscomb	11.9.21	
	13	San Francisco	1.29.22	
	13	Utah Valley Univ.	11.21.17	
	13	Weber State	12.14.06	
	13	Utah State	12.4.12	
	13	vs. LMU	3.8.13	
	13	Washington State	11.24.01	
	13	vs. Oklahoma	3.18.00	
	13	Air Force	2.8.00	
	13	Marquette	12.6.99	
	13	at CS Northridge	11.27.93	
Whiting	12	vs. San Francisco	W, 66-56	3.4.23

## 3-POINT FIELD GOAL PERCENTAGE

Rk	3PT FG %	Game	Score	Date
1	.750, 6-8	Oklahoma	W, 108-77	12.30.89
2	.714, 10-14	at Washington	W, 90-58	11.30.00
	.714, 10-14	at Washington State	W, 67-42	2.11.23
4	.688, 11-16	at Oregon State	W, 78-63	3.16.01
5	.684, 13-19	Washington State	W, 94-67	11.24.01
6	.667, 8-12	at Weber State	L, 65-54	12.12.07
7	.636, 7-11	Pacific	W, 89-72	1.15.15
8	.611, 11-18	at New Mexico	W, 65-49	3.1.11
9	.600, 6-10	at USC	W, 75-73	11.29.01
Whiting	.692, 9-13	LMU	W, 67-42	2.11.23

## FREE THROWS MADE

Rk	Made FT	Game	Score	Date
1				
Whiting	23	Idaho State	W, 79-76 OT	12.16.23

## FREE THROW ATTEMPTED

Rk	FT Att.	Game	Score	Date
1				
Whiting	36	Idaho State	W, 79-76 OT	12.16.23

## FREE THROW PERCENTAGE

Rk	FT %	Game	Score	Date
1	1.000, 10-10	TCU	L, 58-68	2.21.24
	1.000, 14-14	at LMU	W, 63-46	1.12.23
	1.000, 21-21	vs. Gonzaga	3.11.14	
2	.957, 22-23	vs. Cal Poly	1989	
3	.923, 24-26	vs. UNLV	2.8.01	
4	.909, 20-22	@ Pacific	2.1.14	
	.909, 20-22	vs. SDSU	2.3.05	







## TEAM GAME RECORDS

6	.870, 20-23	@ San Francisco	2.8.14
	.870, 20-23	vs. SDSU	1.23.10
8	.868, 33-38	@ Santa Clara	2.6.14
Whiting	1.000, 14-14	at LMU	W, 63-46 1.12.23

### REBOUNDS

Rk	Reb.	Game	Score	Date
1	73	vs. Arizona State	2.26.76	
	73	vs. Utah State @ Ogden	1.8.83	
3	66	vs. Dixie College	1.13.83	
4	64	vs. Michigan State	12.30.83	
	64	vs. Utah State	1.8.83	
6	61	vs. Utah State	11.26.83	
7	58	vs. San Francisco	1.23.14	
8	57	vs. St. Mary's	1.13.22	
	57	@ Pepperdine	2.20.14	
	57	vs. Utah State	3.19.11	
	57	vs. Utah State	12.14.82	





2.10.22	<b>BYU SCORED 80-89 POINTS</b> BYU vs. Pepperdine	W, 104-53	2.10.18	<b>LAST DOUBLE OVERTIME GAME</b> BYU at San Francisco	L, 73-76	2.10.24	<b>FIELD GOALS    OPP. SHOT UNDER 30%</b> BYU at Cincinnati (.288)	W, 69-57
1.29.22	<b>BYU SCORED 90-99 POINTS</b> BYU vs. San Francisco	W, 104-53	1.26.17	<b>DOUBLE OVERTIME    WIN</b> BYU vs. Santa Clara	W, 72-66	11.18.23	<b>3-PT FIELD GOALS    BYU SHOT OVER 60%</b> BYU vs. Wake Forest (9-15; .600)	W, 63-75
2.24.22	<b>BYU SCORED 100-109 POINTS</b> BYU at Santa Clara	W, 103-66	2.10.18	<b>DOUBLE OVERTIME    LOSS</b> BYU at San Francisco	L, 73-76	1.15.09	<b>3-PT FIELD GOALS    BYU SHOT OVER 70%</b> BYU at Colorado State (7-10; .700)	W, 63-75
2.3.87	<b>BYU SCORED 110+ POINTS</b> BYU at Utah State	W, 116-67	2.7.24	<b>DEFEATED A RANKED TEAM</b> BYU vs. No. 18 Baylor	W, 78-66	1.2.20	<b>3-PT FIELD GOALS    OPP. SHOT OVER 60%</b> BYU vs. Gonzaga (8-13; .615)	L, 43-55
1.17.24	<b>OPPONENT SCORED 80-89 POINTS</b> BYU at Oklahoma State	L, 50-82	2.7.24	<b>DEFEATED A RANKED TEAM AT HOME</b> BYU vs. No. 18 Baylor	W, 78-66	2.8.03	<b>3-PT FIELD GOALS    OPP. SHOT OVER 70%</b> BYU vs. Air Force (7-10; .700)	W, 89-50
12.10.21	<b>OPPONENT SCORED 90-99 POINTS</b> BYU at Oklahoma	L, 91-99 (OT)	2.16.19	<b>DEFEATED A RANKED TEAM ON THE ROAD</b> BYU vs. No. 13 Gonzaga	W, 66-64	<b>BYU DID NOT MAKE A 3-PT FIELD GOAL</b> Prior to 2002-03 when single-game stats were recorded		
11.23.91	<b>OPPONENT SCORED 100-109 POINTS</b> BYU at Marquette	L, 96-108	11.27.21	<b>DEFEATED A RANKED TEAM AT A NEUTRAL SITE</b> BYU vs. No. 22 West Virginia	W, 58-57	12.18.12	<b>OPPONENT DID NOT MAKE A 3-PT FIELD GOAL</b> BYU vs. UC Santa Barbara	W, 67-39
1.24.86	<b>OPPONENT SCORED 110+ POINTS</b> BYU vs. Texas	L, 78-111	2021-22	<b>WAS RANKED IN THE TOP 25 – AP POLL</b> 3.14.2022	Ranked 20th	2.21.24	<b>FREE THROWS    BYU SHOT 100%</b> BYU vs. TCU (10-10)	L, 58-68
3.10.24	<b>BYU SCORED LESS THAN 50 POINTS</b> BYU at Texas	L, 46-71	2021-22	<b>WAS RANKED IN THE TOP 25 – COACHES</b> 4.4.22	Ranked 19th	2.24.24	<b>FREE THROWS    BYU SHOT LESS THAN 50%</b> BYU at Iowa State (6-15)	L, 49-74
2.3.10	<b>BYU SCORED LESS THAN 40 POINTS</b> BYU at TCU	L, 46-71	2021-22 2021-22	<b>FINISHED SEASON RANKED IN THE TOP 25</b> Coaches – 19th AP – 20th		2.10.24	<b>FREE THROWS    OPP. SHOT 100%</b> BYU vs. Houston (15-15)	W, 64-54
1.20.24	<b>OPPONENT SCORED LESS THAN 50 POINTS</b> BYU vs. Texas Tech	W, 60-46		<b>WON 2+ NCAA TOURNAMENT GAMES (SWEET 16)</b> 3.22.14	BYU vs. NC State	W, 72-57	<b>TURNOVERS    BYU &lt; 5</b> BYU vs. Pepperdine	W, 75-61
2.19.24	<b>OPPONENT SCORED LESS THAN 40 POINTS</b> BYU vs. Gonzaga	W, 63-39	3.24.14 3.29.14	BYU at Nebraska BYU vs. UConn	W, 80-76 L, 51-70	2.3.24	<b>TURNOVERS    BYU &gt; 20+</b> BYU vs. No. 23 West Virginia (23)	L, 69-79
11.21.23	<b>BYU WON BY 20+ POINTS</b> BYU vs. Saint Louis	W, 87-66 (21)	3.19.22	<b>PLAYED AN NCAA TOURNAMENT GAME</b> BYU vs. Villanova	L, 57-61	12.20.23	<b>TURNOVERS    BYU &gt; 25+</b> BYU at Missouri State (25)	L, 55-56
2.26.22	<b>BYU WON BY 30+ POINTS</b> No. 19 BYU at Pacific	W, 82-52 (30)	3.22.21	<b>WON AN NCAA TOURNAMENT GAME</b> BYU vs. Rutgers	W, 69-66	11.12.22	<b>TURNOVERS    OPP. &lt; 5</b> BYU vs. Montana State (5)	L, 60-69
1.29.22	<b>BYU WON BY 40+ POINTS</b> No. 16 BYU vs. San Francisco	W, 99-58 (41)	3.17.23	<b>PLAYED A WNIT GAME</b> BYU vs. Rice	L, 67-71	2.3.24	<b>TURNOVERS    OPP. &gt; 20+</b> BYU at Houston (21)	W, 64-54
2.10.22	<b>BYU WON BY 50+ POINTS</b> BYU vs. Pepperdine	W, 104-53 (51)	3.23.13	<b>WNIT    WIN</b> BYU vs. San Diego State	W, 69-58	2.12.22	<b>TURNOVERS    OPP. &gt; 25+</b> BYU at Saint Mary's (27)	W, 84-69
1.20.24	<b>BYU WON BY 60+ POINTS</b> BYU at BYU - Hawaii	W, 88-27 (61)	3.20.13 3.23.13 3.27.13	<b>WON 2+ WNIT GAMES</b> BYU vs. Idaho State BYU vs. San Diego State BYU vs. Saint Mary's	W, 69-54 W, 69-58 L, 55-59	2.28.24	<b>TEAM FOULS    BYU &lt; 11</b> BYU at Houston (11)	W, 64-54
1.19.80	<b>BYU WON BY 70+ POINTS</b> BYU vs. Colorado State	W, 138-67 (71)		<b>PLAYED A WBIT TOURNAMENT GAME</b> BYU at Santa Clara	L, 59-60	<b>WON 5-STRAIGHT GAMES</b> Nov. 7, 2023 to Nov. 25, 2023		
3.8.24	<b>BYU LOSS BY 20+ POINTS</b> BYU vs. Kansas	L, 53-77 (-24)	3.21.24	<b>WON CONFERENCE TOURNAMENT</b> 2018-19 West Coast Conference		<b>WON 10-STRAIGHT GAMES</b> Dec. 18, 2021 to Jan. 29, 2022		
1.17.24	<b>BYU LOSS BY 30+ POINTS</b> BYU at Oklahoma State	L, 50-82 (-32)		<b>WON REG. SEASON CONFERENCE CHAMPIONSHIP</b> 2020-21 West Coast Conference		<b>WON 15-STRAIGHT GAMES</b> Dec. 31, 2015 to Feb. 25, 2016		
11.25.08	<b>BYU LOSS BY 40+ POINTS</b> BYU vs. No. 1 UConn	L, 47-96 (-49)		<b>FIELD GOALS    BYU SHOT OVER 60%</b> BYU vs. Washington State (.610)	W, 65-56	<b>LOST 3-STRAIGHT GAMES</b> Mar. 2, 2024 to Mar. 21, 2024		
12.16.23	<b>LAST OVERTIME GAME</b> BYU vs. Idaho State	W, 79-69	11.18.22	<b>FIELD GOALS    OPP. SHOT OVER 60%</b> BYU vs. UConn (.603)	L, 47-96	<b>LOST 4-STRAIGHT GAMES</b> Dec. 30, 2023 to Jan. 10, 2024		
12.16.23	<b>SINGLE OVERTIME    WIN</b> BYU vs. Idaho State	W, 79-69	1.3.24	<b>FIELD GOALS    BYU SHOT UNDER 30%</b> BYU vs. Oklahoma (.290)	W, 63-75	<b>LOST 5-STRAIGHT GAMES</b> March 8, 2022 to Nov. 15, 2022		
2.9.23	<b>SINGLE OVERTIME    LOSS</b> BYU vs. Pepperdine	L, 63-64				<b>LOST 8-STRAIGHT GAMES</b> Dec. 20, 1996 to Jan. 16, 1997		







## LAST TIME THAT... (INDIVIDUAL)

<b>10+ POINTS IN A GAME    4 PLAYERS</b>			<b>20+ REBOUNDS    1 PLAYER</b>			<b>DOUBLE-DOUBLE    2 PLAYERS</b>		
2.7.24	BYU vs. No. 18 Baylor	W, 78-66	2.10.24	BYU at Cincinnati	W, 69-57	1.13.24	BYU vs. Cincinnati	W, 68-58
	Lauren Gustin (23) Emma Calvert (14)			Lauren Gustin (20)			Lauren Gustin – 11 Points, 10 Rebounds	
	Kailey Woolston (14) Amari Whiting (10)						Emma Calvert – 11 Points, 10 Rebounds	
<b>10+ POINTS IN A GAME    5 PLAYERS</b>			<b>25+ REBOUNDS    1 PLAYER</b>			<b>DOUBLE-DOUBLE    3 PLAYERS</b>		
1.13.24	BYU vs. Cincinnati	W, 68-58	3.4.23	BYU vs. San Francisco	W, 66-56	11.21.19	BYU at Fresno State	W, 71-65
	Kailey Woolston (12) Emma Calvert (11) Lauren Gustin (11)			Lauren Gustin (27) – BYU Single-game Record			Shalae Salmon – 16 Points, 11 Rebounds	
	Lauren Davenport (11) Amari Whiting (10)						Sara Hamson – 11 Points, 14 Rebounds	
<b>10+ POINTS IN A GAME    6 PLAYERS</b>			<b>5+ ASSISTS    3 PLAYERS</b>			<b>TRIPLE-DOUBLE    1 PLAYERS</b>		
3.19.11	BYU vs. Utah State	W, 102-63	2.24.22	BYU at Santa Clara	W, 103-66	None since 2002-03 when single-game stats were recorded		
	Kim Beeston (19) Haley Steed (19)			Tegan Graham (8) Shaylee Gonzales (5)				
	Jennifer Hamson (17) Coriann Fraughton (13)			Maria Albiero (5)				
	Mindy Bonham (11) Dani Peterson (10)		<b>5+ ASSISTS    2 PLAYERS</b>			<b>FOULED OUT    4 PLAYERS</b>		
<b>10+ POINTS IN A GAME    0 PLAYERS</b>			2.17.24	BYU vs. Kansas	L, 64-70	2.16.08	BYU at UNLV	L, 68-73
2.27.10	BYU at New Mexico	L, 30-62		Amari Whiting (6) Kaylee Smiler (5)			Mallory Gillespie, Mindy Bonham,	
			<b>10+ ASSISTS    1 PLAYERS</b>				Shawnee Slade, Jazmine Foreman	
<b>20+ POINTS IN A GAME    1 PLAYERS</b>			2.10.22	BYU vs. Pepperdine	W, 104-53	<b>FOULED OUT    3 PLAYERS</b>		
3.2.24	BYU at No. 3 Texas	W, 43-71		Shaylee Gonzales (13)		3.4.23	BYU vs. San Francisco	W, 66-56
	Lauren Gustin (20)		<b>10+ ASSISTS    2 PLAYERS</b>				Emma Calvert, Nani Falatea, Arielle Mackey-Williams	
<b>20+ POINTS IN A GAME    2 PLAYERS</b>			3.19.11	BYU vs. Utah State	W, 102-63	<b>FOULED OUT    2 PLAYERS</b>		
2.10.24	BYU at Cincinnati	W, 69-57		Haley Hall Steed (11) Jazmine Foreman (10)		2.28.24	BYU at Kansas	L, 53-67
	Lauren Gustin (21) Kailey Woolston (20)		<b>5+ STEALS    1 PLAYER</b>				Emma Calvert, Lauren Gustin	
<b>20+ POINTS IN A GAME    3 PLAYERS</b>			1.28.23	BYU at Pacific	L, 66-79	<b>FOULED OUT    1 PLAYER</b>		
1.3.19	BYU vs. Pepperdine	W, 83-58		Nani Falatea (5)		2.28.24	BYU at Texas	L, 46-71
	Paisley Johnson Harding (24)		<b>5+ BLOCKS    1 PLAYER</b>				Emma Calvert	
	Brenna Chase Drollinger (23) Shaylee Gonzales (22)		12.16.23	BYU vs. Idaho State	W, 79-76 OT	<b>TEAM FOULS    BYU &lt; 11</b>		
<b>25+ POINTS IN A GAME    2 PLAYERS</b>				Emma Calvert (5)		2.28.24	BYU at Houston (11)	W, 64-54
2.14.15	BYU at Pacific	L, 82-86	<b>7+ STEALS    1 PLAYER</b>			* Single-game Statistical Data begins in 2002-03		
<b>30+ POINTS IN A GAME    2 PLAYERS</b>			2.9.21	BYU at Pepperdine	W, 57-43			
1.15.15	BYU vs. Pacific	L, 89-72		Sara Hamson (9)				
	Lexi Eaton Rydalch (32) Morgan Bailey (31)		<b>10+ STEALS    1 PLAYER</b>					
<b>30+ POINTS IN A GAME    1 PLAYER</b>			1.2.87	BYU vs. Utah State	W, 105-67			
2.17.24	BYU vs. Kansas	L, 70-62		Tresa Spaulding Hamson (10)				
	Lauren Gustin (33)		<b>100% FIELD GOAL    MIN. 5 ATTEMPTS</b>					
<b>40+ POINTS IN A GAME    1 PLAYER</b>			11.20.21	BYU vs. Boise State	W, 84-40			
2.3.87	BYU at Utah State	W, 116-67		Nani Falatea (5-5; 14 Points)				
	Tresa Spaulding Hamson (47)		<b>100% 3PT FIELD GOAL    MIN. 3 ATTEMPTS</b>					
<b>50+ POINTS IN A GAME    1 PLAYER</b>			3.8.24	BYU vs. Kansas	L, 53-77			
1.29.87	BYU at New Mexico State	L, 79-103		Kailey Woolston (3-3; 9 Points)				
	Tresa Spaulding Hamson (50)		<b>100% FREE THROW    MIN. 8 ATTEMPTS</b>					
<b>56 POINTS IN A GAME    1 PLAYER</b>			3.6.23	BYU vs. Gonzaga	L, 64-79			
1.27.79	BYU at UNLV	W, 103-94		Nani Falatea (8-8; 17 Points)				
	Tina Gunn Robison (56) – BYU Single-game Record		<b>10+ FREE THROWS    1 PLAYER</b>					
<b>10+ REBOUNDS    2 PLAYERS</b>			2.16.23	BYU vs. Santa Clara	W, 78-72			
1.13.24	BYU vs. Cincinnati	W, 68-58		Nani Falatea (11-12; .917; 19 Points)				
	Lauren Gustin & Emma Calvert – 10 Rebounds		<b>10+ FREE THROWS    2 PLAYERS</b>					
<b>10+ REBOUNDS    3 PLAYERS</b>			2.6.14	BYU at Santa Clara	W, 87-80 OT			
11.21.19	BYU at Fresno State	W, 71-65		Lexi Eaton Rydalch (11-13) Kylie Maeda (10-10)				
	Sara Hamson – 14 Rebounds		<b>DOUBLE-DOUBLE    1 PLAYER</b>					
	Shalae Salmon & Babalu Ugwu Stewart – 11 Rebounds		3.8.24	BYU vs. Kansas	L, 53-77			
<b>15+ REBOUNDS    1 PLAYER</b>				Lauren Gustin – 10 Points, 17 Rebounds				
3.8.24	BYU vs. Kansas	L, 53-77						
	Lauren Gustin (17)							





## 1 || TINA GUNN ROBISON || 2,759 CAREER POINTS

1976-80 || FORWARD || 6-5

YEAR	G	GS	MIN	AVG	FG	FGA	PCT	3FG	3FGA	PCT	FT	FTA	PCT	REB	RPG	A	APG	TO	BLK	STL	PTS	PPG
1976-77	15	**	**	**	96	191	.503	**	**	***	31	58	.534	211	14.1	13	0.87	**	**	**	221	14.73
1977-78	27	**	**	**	291	570	.511	**	**	***	123	164	.750	412	15.3	**	**	**	**	**	705	26.11
1978-79	28	**	**	**	345	553	.624	**	**	***	174	220	.791	387	13.8	**	**	**	**	**	864	30.86
1979-80	31	**	**	**	375	629	.596	**	**	***	217	291	.746	462	14.9	42	1.35	86	47	71	967	31.19
Career	101	**	**	**	1,107	1,943	.570	**	**	***	545	733	.744	1,472	14.6	42	0.42	86	47	71	2,759	27.3

## 2 || Lexi Eaton Rydahl || 2,535 Career Points

2011-16 || GUARD || 5-10

YEAR	G	GS	MIN	AVG	FG	FGA	PCT	3FG	3FGA	PCT	FT	FTA	PCT	REB	RPG	A	APG	TO	BLK	STL	PTS	PPG
2011-12	33	33	752	22:47	131	286	.458	21	60	.350	63	82	.768	101	3.1	60	1.82	95	13	39	346	10.48
2012-13	8	8	225	28:07	45	98	.459	4	15	.333	30	44	.682	32	4.0	13	1.63	15	3	4	125	15.63
2013-14	35	34	1,028	29:22	184	477	.386	50	137	.365	171	205	.834	157	4.5	80	2.29	125	10	31	589	16.83
2014-15	33	33	1,066	32:18	224	507	.442	67	165	.406	162	221	.733	213	6.5	96	2.91	114	11	37	677	20.52
2015-16	33	33	1,120	33:56	272	614	.443	84	222	.378	170	239	.711	192	5.8	92	1.79	114	4	51	798	24.18
Career	142	141	4,191	29:31	856	1,982	.432	226	599	.377	596	791	.753	695	4.9	341	2.40	463	41	162	2,535	17.85

## 3 || Tresa Spaulding Hamson || 2,309 Career Points

1983-87 || FORWARD || 6-7

YEAR	G	GS	MIN	AVG	FG	FGA	PCT	3FG	3FGA	PCT	FT	FTA	PCT	REB	RPG	A	TO	BLK	BLK/G	STL	PTS	PPG
1983-84	26	**	504	19:23	151	275	.549	**	**	***	51	73	.699	163	6.27	6	40	93	3.58	21	353	13.58
1984-85	28	**	706	25:12	222	388	.572	**	**	***	90	126	.714	271	9.68	8	71	144	5.14	33	534	19.07
1985-86	25	**	655	26:12	248	390	.636	**	**	***	116	163	.712	253	10.12	8	75	114	4.56	25	612	24.48
1986-87	28	**	766	27:21	347	536	.647	**	**	***	116	194	.598	293	10.46	13	77	143	5.11	35	810	28.93
Career	107	**	2,631	24:35	968	1,589	.609	**	**	***	373	556	.671	980	9.16	35	263	494	4.62	114	2,309	21.58

## 4 || Jackie Beene McBride || 2,249 Career Points

1978-82 || FORWARD || 6-0

YEAR	G	GS	MIN	AVG	FG	FGA	PCT	3FG	3FGA	PCT	FT	FTA	PCT	REB	RPG	A	APG	TO	BLK	STL	PTS	PPG
1978-79	28	**	***	***	126	245	.514	**	**	***	45	69	.652	112	4.0	**	**	**	**	**	297	10.61
1979-80	33	**	***	***	252	479	.526	**	**	***	91	115	.791	139	4.21	112	3.39	126	28	84	595	18.03
1980-81	28	**	***	***	258	527	.490	**	**	***	113	167	.677	203	7.25	108	3.86	106	37	79	629	22.46
1981-82	35	**	***	***	288	661	.436	**	**	***	152	211	.720	226	6.46	116	3.31	85	20	77	728	20.80
Career	124	**	***	***	924	1,912	.483	**	**	***	401	562	.714	680	5.48	336	2.71	317	85	240	2,249	18.14

## 5 || Erin Thorn || 2,061 Career Points

1999-2003 || GUARD || 5-10

YEAR	G	GS	MIN	AVG	FG	FGA	PCT	3FG	3FGA	PCT	FT	FTA	PCT	REB	RPG	A	APG	TO	BLK	STL	PTS	PPG
1999-2000	31	30	995	32:05	135	321	.421	91	210	.433	48	59	.814	110	3.55	114	3.68	73	10	61	409	13.19
2000-01	32	31	1,043	32:36	173	415	.417	93	234	.397	57	67	.851	143	4.47	101	3.16	63	8	49	496	15.50
2001-02	33	33	1,105	33:29	199	454	.438	108	264	.409	66	79	.835	132	4.0	114	3.45	80	8	60	572	17.33
1981-82	31	31	1,085	35:00	199	447	.445	99	241	.411	87	95	.916	129	4.16	176	5.68	102	16	66	584	18.84
Career	127	125	4,228	33:17	706	1,637	.431	391	949	.412	258	300	.860	514	4.05	505	3.98	318	42	236	2,061	16.23

## 6 || Paisley Johnson Harding || 1,938 Career Points

2017-22 || GUARD || 5-9

YEAR	G	GS	MIN	AVG	FG	FGA	PCT	3FG	3FGA	PCT	FT	FTA	PCT	REB	RPG	A	APG	TO	BLK	STL	PTS	PPG
2017-18	30	0	591	19:42	54	129	.419	22	51	.431	37	57	.649	67	2.23	43	1.43	50	5	23	167	5.57
2018-19	33	33	1,123	34:02	161	389	.414	51	150	.340	106	145	.731	143	4.33	98	2.97	68	3	44	479	14.52
2019-20	28	28	975	34:50	143	355	.403	54	141	.383	86	105	.819	106	3.79	87	3.11	77	11	41	426	15.21
2020-21	25	25	756	30:15	123	304	.405	43	130	.331	64	82	.780	67	2.68	78	3.12	62	1	21	353	14.12
2021-22	30	30	918	30:36	182	404	.450	50	150	.333	99	117	.846	100	3.33	75	2.50	59	4	48	513	17.10
Career	146	116	4,364	29:53	663	1,571	.419	220	622	.354	392	506	.775	483	3.31	381	2.61	316	24	177	1,938	13.27

## 7 || Cathy Nixon || 1,771 Career Points

1984-88 || FORWARD || 6-1

YEAR	G	GS	MIN	AVG	FG	FGA	PCT	3FG	3FGA	PCT	FT	FTA	PCT	REB	RPG	A	APG	TO	BLK	STL	PTS	PPG
1984-85	28	**	709	25:19	127	250	.508	**	**	***	53	77	.688	116	4.14	27	0.96	62	27	31	307	10.96
1985-86	28	**	783	27:58	190	383	.496	**	**	***	74	105	.705	164	5.86	43	1.54	84	20	39	454	16.21
1986-87	28	**	826	29:30	200	435	.460	0	1	.000	94	124	.758	151	5.39	68	2.43	103	8	44	494	17.64
1987-88	27	**	836	30:58	213	437	.487	0	2	.000	90	118	.763	171	6.33	55	2.04	87	25	50	516	19.11
Career	111		3,154	28:25	730	1,505	.485	0	3	.000	311	424	.733	602	5.42	193	1.74	336	80	164	1,771	15.95

## 8 || Debbie Dimond Freeland || 1,720 Career Points

1991-95 || CENTER || 6-3

YEAR	G	GS	MIN	AVG	FG	FGA	PCT	3FG	3FGA	PCT	FT	FTA	PCT	REB	RPG	A	TO	BLK	BPG	STL	PTS	PPG
1991-92	29	29	774	26:41	158	274	.577	0	0	.000	97	129	.752	225	7.76	8	47	48	1.66	38	413	14.24
1992-93	29	29	845	29:08	157	287	.547	0	0	.000	98	146	.671	225	7.76	14	63	84	2.90	46	412	14.21
1993-94	28	28	824	29:26	174	328	.530	0	0	.000	88	127	.693	219	7.82	19	60	67	2.39	40	436	15.57
1994-95	27	27	765	28:20	189	368	.514	0	0	.000	81	118	.686	200	7.41	20	34	69	2.56	22	459	17.00
Career	113	113	3,208	28:23	678	1,257	.539	0	0	.000	364	520	.700	869	7.69	61	204	268	2.37	146	1,720	15.22







# BYU'S 1,000-POINT SCORERS

## 9 || Lauren Gustin || 1,666 Career Points

2020-24 || FORWARD || 6-1

YEAR	G	GS	MIN	AVG	FG	FGA	PCT	3FG	FGA	PCT	FT	FTA	PCT	REB	RPG	A	APG	TO	BLK	STL	PTS	PPG
2020-21	24	24	786	32.45	114	241	.473	0	3	.000	44	64	.688	303	12.63	48	2.00	54	6	23	272	11.33
2021-22	29	29	843	29.04	141	278	.507	0	1	.000	29	60	.483	335	11.55	28	0.97	36	7	37	311	10.72
2022-23	33	33	1,265	38.19	229	462	.496	3	15	.200	71	130	.546	552	16.73	66	2.00	93	16	23	532	16.12
2023-24	33	33	1,216	36.50	245	487	.503	1	13	.077	60	133	.451	504	15.27	61	1.85	109	8	15	551	16.70
Career	119	119	4,108	34.32	729	1,468	.497	4	32	.497	304	387	.527	1,694	14.24	203	1.17	292	37	98	1,666	14.00

## 10 || Cindy Battistone || 1,644 Career Points

1981-85 || FORWARD || 5-10

YEAR	G	GS	MIN	AVG	FG	FGA	PCT	3FG	FGA	PCT	FT	FTA	PCT	REB	RPG	A	APG	TO	BLK	STL	PTS	PPG
1981-82	36	**	**	**	85	191	.445	**	**	***	74	108	.685	226	6.28	35	0.97	46	6	44	244	6.78
1982-83	24	**	**	**	132	316	.418	**	**	***	100	153	.654	203	8.46	87	3.63	88	3	30	370	15.42
1983-84	26	**	823	31.39	140	307	.456	**	**	***	129	175	.737	188	7.23	101	3.88	85	5	40	409	15.73
1984-85	28	**	993	35.28	220	446	.493	**	**	***	176	231	.762	244	8.71	155	5.54	143	8	63	621	22.18
Career	114	**	1,816	33.37	577	1,260	.458	**	**	***	479	667	.718	861	7.55	378	3.32	362	22	177	1,644	14.42

## 11 || Shaylee Gonzales || 1,555 Career Points

2018-22 || GUARD || 5-10

YEAR	G	GS	MIN	AVG	FG	FGA	PCT	3FG	FGA	PCT	FT	FTA	PCT	REB	RPG	A	APG	TO	BLK	STL	PTS	PPG
2018-19	33	26	1,147	34.46	199	441	.451	54	154	.351	108	149	.725	185	5.61	134	4.06	89	10	63	560	16.97
2020-21	25	25	862	34.28	172	384	.448	38	122	.311	63	84	.750	133	5.32	90	3.60	77	5	59	445	17.80
2021-22	30	30	947	31.34	209	422	.495	22	97	.227	110	132	.833	177	5.90	134	4.47	81	7	70	550	18.33
Career	88	81	2,956	33.35	580	1,247	.465	114	373	.306	281	365	.770	495	5.63	358	4.07	247	22	192	1,555	17.67

## 12 || Lori Vreeken || 1,553 Career Points

1980-84 || CENTER || 6-2

YEAR	G	GS	MIN	AVG	FG	FGA	PCT	3FG	FGA	PCT	FT	FTA	PCT	REB	RPG	A	APG	TO	BLK	STL	PTS	PPG
1980-81	29	**	**	**	101	236	.428	**	**	***	59	88	.670	147	5.07	41	1.41	92	28	32	261	9.00
1981-82	36	**	**	**	237	472	.502	**	**	***	64	85	.753	212	5.89	51	1.42	103	63	54	538	14.94
1982-83	24	**	**	**	177	356	.497	**	**	***	82	108	.759	171	7.13	38	1.58	70	28	50	437	18.21
1983-84	26	**	733	28.12	137	275	.498	**	**	***	43	52	.827	119	4.58	46	1.77	85	19	51	317	12.19
Career	115	**	733	28.12	652	1,339	.487	**	**	***	248	333	.745	649	5.64	176	1.53	350	138	187	1,553	13.50

## 13 || Jennifer Hamson || 1,437 Career Points

2010-14 || CENTER || 6-7

YEAR	G	GS	MIN	AVG	FG	FGA	PCT	3FG	FGA	PCT	FT	FTA	PCT	REB	RPG	A	TO	BLK	BPG	STL	PTS	PPG
2010-11	30	20	455	15.10	90	161	.559	0	0	.000	51	69	.739	154	5.13	4	27	45	1.50	7	231	7.70
2011-12	31	0	553	17.50	114	197	.579	0	1	.000	87	89	.753	178	5.74	17	31	76	2.45	17	295	9.52
2012-13	26	25	659	25.21	121	235	.515	0	0	.000	48	76	.632	229	8.81	18	55	72	2.77	20	290	11.15
2013-14	35	35	1,084	30.58	224	396	.566	0	1	.000	173	242	.715	404	11.54	34	88	147	4.20	16	621	17.74
Career	122	80	2,751	22.33	549	989	.555	0	2	.000	339	476	.712	965	7.91	73	201	340	2.79	60	1,437	11.78

## 14 || Lisa Rathbun || 1,431 Career Points

1988-92 || FORWARD || 6-0

YEAR	G	GS	MIN	AVG	FG	FGA	PCT	3FG	FGA	PCT	FT	FTA	PCT	REB	RPG	A	APG	TO	BLK	STL	PTS	PPG
1988-89	22	-	335	15.14	61	117	.521	0	0	.000	54	78	.692	99	4.50	15	0.68	24	3	17	178	8.09
1989-90	27	-	807	29.54	146	302	.483	0	1	.000	148	201	.736	224	8.30	22	0.81	8	6	33	440	16.30
1990-91	29	27	855	29.29	137	288	.476	0	0	.000	155	189	.820	234	8.07	33	1.14	24	6	36	429	14.79
1991-92	29	29	767	26.27	128	263	.487	0	0	.000	129	159	.805	201	6.93	61	2.10	103	6	22	384	13.24
Career	107	56	2,765	25.50	472	970	.487	0	1	.000	485	627	.774	758	7.08	131	1.22	299	21	108	1,431	13.37

## 15 || Kari Gallup || 1,426 Career Points

1994-98 || GUARD || 5-10

YEAR	G	GS	MIN	AVG	FG	FGA	PCT	3FG	FGA	PCT	FT	FTA	PCT	REB	RPG	A	APG	TO	BLK	STL	PTS	PPG
1994-95	27	3	443	16.24	47	115	.409	26	59	.441	11	18	.611	43	1.59	33	1.22	46	2	9	131	4.85
1995-96	27	27	764	28.18	125	290	.431	46	117	.393	73	87	.839	106	3.93	48	1.78	91	6	31	369	13.67
1996-97	29	29	855	29.29	142	350	.406	51	146	.349	87	105	.829	109	3.76	54	1.86	84	10	51	422	14.55
1997-98	29	29	958	33.02	167	394	.424	81	194	.418	89	103	.864	112	3.86	86	2.97	77	6	42	504	17.38
Career	112	88	3,020	26.58	481	1,149	.419	204	516	.395	260	313	.831	370	3.30	221	1.97	298	24	133	1,426	12.73

## 16 || MALLARY GILLESPIE-CARLING || 1,402 CAREER POINTS

2004-08 || GUARD || 5-10

YEAR	G	GS	MIN	AVG	FG	FGA	PCT	3FG	FGA	PCT	FT	FTA	PCT	REB	RPG	A	APG	TO	BLK	STL	PTS	PPG
2004-05	30	13	690	23.00	80	204	.392	49	134	.366	20	26	.760	87	2.90	44	1.47	46	6	27	229	7.63
2005-06	32	32	954	29.49	117	289	.405	58	160	.363	36	49	.735	121	3.78	96	3.00	69	3	44	328	10.25
2006-07	33	33	-	-	147	398	.369	76	222	.342	79	92	.859	122	3.70	93	2.82	76	12	35	449	13.61
2007-08	29	29	1,017	35.04	139	375	.371	67	199	.337	51	61	.836	102	3.52	79	2.72	97	10	39	396	13.66
Career	124	107	2,775	22.23	483	1,266	.382	250	715	.350	186	228	.816	432	3.48	312	2.52	288	31	145	1,402	11.31





# BYU'S 1,000-POINT SCORERS



## 17 || VALERIE CRAVENS || 1,382 CAREER POINTS

1980-84 || GUARD || 5-7

YEAR	G	GS	MIN	AVG	FG	FGA	PCT	3FG	FGA	PCT	FT	FTA	PCT	REB	RPG	A	APG	TO	BLK	STL	PTS	PPG
1980-81	29	-	-	-	132	271	.487	-	-	-	74	108	.685	165	5.69	115	3.97	118	1	66	338	11.66
1981-82	35	-	-	-	147	355	.414	-	-	-	84	114	.737	260	7.43	200	5.71	146	2	102	378	10.80
1982-83	23	-	-	-	164	326	.503	-	-	-	68	94	.723	170	7.39	164	7.13	90	3	85	397	17.26
1983-84	22	-	701	31.52	104	241	.432	-	-	-	61	72	.847	148	6.73	134	6.09	85	0	70	269	12.23
Career	109	-	701*	31.52*	547	1,193	.459	-	-	-	287	388	.740	743	6.82	613	5.62	439	6	323	1,382	12.68

## 18 || JEANETTE WESTON || 1,371 CAREER POINTS

1978-82 || GUARD || 5-10

YEAR	G	GS	MIN	AVG	FG	FGA	PCT	3FG	FGA	PCT	FT	FTA	PCT	REB	RPG	A	APG	TO	BLK	STL	PTS	PPG
1978-79	28	-	-	-	100	176	.568	-	-	-	77	106	.726	140	5.00	-	-	-	-	-	277	9.89
1979-80	33	-	-	-	120	248	.484	-	-	-	68	85	.800	137	4.15	112	3.39	148	29	47	308	9.33
1980-81	28	-	-	-	106	222	.477	-	-	-	67	87	.770	137	4.89	98	3.50	126	9	44	279	9.96
1981-82	35	-	-	-	199	398	.500	-	-	-	109	147	.741	192	5.49	158	4.51	111	18	69	507	14.49
Career	124	-	-	-	525	1,044	.503	-	-	-	321	425	.755	606	4.89	368	2.97	385	56	160	1,371	11.06

## 19 || THAIS KIDD || 1,352 CAREER POINTS

1991-95 || GUARD || 5-6

YEAR	G	GS	MIN	AVG	FG	FGA	PCT	3FG	FGA	PCT	FT	FTA	PCT	REB	RPG	A	APG	TO	BLK	STL	PTS	PPG
1991-92	29	15	823	28:23	108	222	.486	34	78	.436	77	104	.740	103	3.55	92	3.17	75	1	71	327	11.28
1992-93	29	29	972	33:31	130	319	.408	48	131	.366	89	111	.802	116	4.00	93	3.21	89	3	74	397	13.69
1993-94	28	28	982	35:04	109	302	.361	43	124	.347	44	64	.688	115	4.11	126	4.50	114	1	69	305	10.89
1994-95	27	26	915	33:53	109	280	.389	46	133	.346	59	78	.756	112	4.15	127	4.70	105	0	59	323	11.96
Career	113	98	3,692	32:40	456	1,123	.406	171	466	.367	269	357	.754	446	3.95	438	3.88	383	5	273	1,352	11.96

## 20 || MINDY NIELSON BONHAM || 1,322 CAREER POINTS

2007-11 || GUARD || 5-10

YEAR	G	GS	MIN	AVG	FG	FGA	PCT	3FG	FGA	PCT	FT	FTA	PCT	REB	RPG	A	APG	TO	BLK	STL	PTS	PPG
2007-08	29	19	810	27:56	74	200	.370	17	58	.293	46	65	.708	85	2.93	80	2.76	95	20	46	211	7.28
2008-09	29	29	947	32:39	123	313	.393	20	83	.241	37	47	.787	114	3.93	93	3.21	69	16	65	303	10.45
2009-10	33	33	1,101	33:22	148	332	.446	28	81	.346	42	55	.764	130	3.94	125	3.79	100	10	58	366	11.09
Career	125	115	4,003	32:01	524	1,221	.429	96	315	.305	178	238	.748	454	3.63	468	3.74	358	70	230	1,322	10.58

## 21 || CASSIE BROADHEAD DEVASHRAYEE || 1,316 CAREER POINTS

2014-18 || GUARD || 5-9

YEAR	G	GS	MIN	AVG	FG	FGA	PCT	3FG	FGA	PCT	FT	FTA	PCT	REB	RPG	A	APG	TO	BLK	STL	PTS	PPG
2014-15	29	0	251	8:39	9	31	.290	3	13	.231	24	31	.774	30	1.03	29	1.00	30	5	7	45	1.55
2015-16	33	0	522	15:49	38	98	.388	6	23	.261	47	57	.825	67	2.03	52	1.58	28	7	29	129	3.91
2016-17	32	32	1,225	38:17	183	381	.480	48	114	.421	155	185	.838	134	4.19	139	4.34	81	26	51	569	17.78
2017-18	30	30	1,139	37:58	180	450	.400	42	134	.313	171	214	.799	151	5.03	125	4.17	107	9	53	573	19.10
Career	124	62	3,137	25:18	410	960	.427	99	284	.349	397	487	.815	382	3.08	345	2.78	246	47	140	1,316	10.61

## 22 || BRENNIA CHASE DROLLINGER || 1,304 CAREER POINTS

2016-20 || GUARD || 5-8

YEAR	G	GS	MIN	AVG	FG	FGA	PCT	3FG	FGA	PCT	FT	FTA	PCT	REB	RPG	A	APG	TO	BLK	STL	PTS	PPG
2016-17	32	0	443	13:51	44	125	.352	22	78	.282	11	16	.688	22	0.69	41	1.28	24	4	26	121	3.78
2017-18	30	30	1,016	33:52	147	380	.387	69	209	.330	43	66	.652	67	2.23	91	3.03	51	16	71	406	13.53
2018-19	33	26	1,147	34:46	151	405	.373	88	250	.352	32	48	.667	93	2.82	128	3.88	71	20	73	422	12.79
2019-20	29	29	1,059	36:31	130	401	.324	65	216	.301	30	48	.625	136	4.69	124	4.28	82	16	53	355	12.24
Career	124	85	3,665	29:33	472	1,311	.360	244	753	.324	116	178	.652	318	2.56	384	3.10	228	56	223	1,304	10.52

## 23 || HALEY HALL STEED || 1,290 CAREER POINTS

2006-13 || GUARD || 5-4

YEAR	G	GS	MIN	AVG	FG	FGA	PCT	3FG	FGA	PCT	FT	FTA	PCT	REB	RPG	A	APG	TO	BLK	STL	PTS	PPG
2006-07	8	0	173	21:37	15	40	.375	9	20	.450	5	8	.625	13	1.63	17	2.13	20	1	6	44	5.50
2008-09	1	1	31	31:00	2	9	.222	1	3	.333	6	6	1.000	3	3.0	4	4.00	5	0	4	11	11.0
2009-10	33	33	1,084	32:51	109	288	.378	58	162	.358	20	28	.714	116	3.52	133	4.03	73	5	76	296	8.97
2010-11	34	34	1,115	32:48	101	298	.339	65	199	.327	22	28	.786	112	3.29	168	4.94	64	11	62	289	8.50
2011-12	33	33	1,126	34:07	96	282	.340	57	170	.335	43	55	.782	158	4.79	237	7.18	89	6	72	292	8.85
2012-13	34	34	1,211	35:37	125	356	.351	72	199	.362	36	42	.857	143	4.21	254	7.47	96	7	74	358	10.53
Career	143	135	4,740	33:09	448	1,273	.352	262	753	.348	132	167	.790	545	3.81	813	5.69	347	30	294	1,290	9.02

## 24 || AMBROSIA ANDERSON || 1,285 CAREER POINTS

2002-06 || FORWARD || 6-2

YEAR	G	GS	MIN	AVG	FG	FGA	PCT	3FG	FGA	PCT	FT	FTA	PCT	REB	RPG	A	APG	TO	BLK	STL	PTS	PPG
2002-03	31	4	347	11:12	55	154	.357	15	45	.333	8	12	.667	96	3.10	19	0.61	34	7	16	133	4.29
2003-04	28	4	551	19:41	100	244	.410	21	59	.356	46	60	.767	157	5.61	38	1.36	43	2	21	267	9.54
2004-05	30	4	624	20:48	119	282	.422	30	98	.306	44	61	.721	141	4.70	45	1.50	53	8	36	312	10.40
2005-06	32	32	980	30:38	220	533	.413	64	176	.364	69	107	.645	240	7.50	64	2.00	93	17	40	573	17.91
Career	121	44	2,502	20:41	494	1,213	.407	130	378	.344	167	240	.696	634	5.24	166	1.37	223	34	113	1,285	10.62







# BYU'S 1,000-POINT SCORERS

## 25 || MAKENZI MORRISON PULSIPHER || 1,243 CAREER POINTS

2013-17 || GUARD || 5-8

YEAR	G	GS	MIN	AVG	FG	FGA	PCT	3FG	FGA	PCT	FT	FTA	PCT	REB	RPG	A	APG	TO	BLK	STL	PTS	PPG
2013-14	28	1	200	7:09	24	53	.453	7	20	.350	17	26	.654	16	0.57	13	0.46	25	1	10	72	2.57
2014-15	33	33	985	29:51	103	246	.419	53	129	.411	57	68	.838	65	1.97	66	2.00	56	8	49	316	9.58
2015-16	33	33	1,104	33:27	126	336	.375	62	168	.369	105	132	.795	78	2.36	61	1.85	64	4	70	419	12.70
2016-17	32	32	1,169	36:32	138	375	.368	66	200	.330	94	119	.790	109	3.41	68	2.13	66	6	78	436	13.63
Career	121	44	2,502	20:41	494	1,213	.407	130	378	.344	167	240	.696	634	5.24	166	1.37	223	34	113	1,285	10.62

## 26 || KIM BEESTON || 1,241 CAREER POINTS

2009-14 || GUARD || 5-11

YEAR	G	GS	MIN	AVG	FG	FGA	PCT	3FG	FGA	PCT	FT	FTA	PCT	REB	RPG	A	APG	TO	BLK	STL	PTS	PPG
2009-10	8	0	102	12:45	8	19	.421	4	11	.264	4	7	.571	18	2.25	5	0.63	10	1	5	24	3.00
2010-11	33	0	508	15:24	54	131	.412	31	79	.392	26	31	.839	83	2.52	49	1.48	35	4	24	165	5.00
2011-12	33	33	915	27:44	108	290	.372	43	152	.283	55	65	.846	101	3.06	109	3.30	62	16	44	314	9.52
2012-13	34	34	1,055	31:02	108	280	.386	74	194	.381	51	66	.773	135	3.97	75	2.21	82	7	34	341	10.03
2013-14	35	35	1,220	34:51	129	320	.403	98	244	.402	41	54	.759	134	3.83	143	4.09	77	22	36	397	11.34
Career	143	102	3,800	26:34	407	1,040	.391	250	680	.368	177	223	.794	471	3.29	381	2.66	266	50	143	1,241	8.68

## 27 || MORGAN BAILEY || 1,202 CAREER POINTS

2010-15 || FORWARD || 6-2

YEAR	G	GS	MIN	AVG	FG	FGA	PCT	3FG	FGA	PCT	FT	FTA	PCT	REB	RPG	A	APG	TO	BLK	STL	PTS	PPG
2011-12	25	0	137	5:29	17	50	.340	2	10	.200	8	14	.571	36	1.44	5	0.20	16	4	5	44	1.76
2012-13	34	7	644	18:56	117	241	.485	7	13	.538	28	57	.491	169	4.97	23	0.68	47	24	20	269	7.91
2013-14	30	28	832	27:44	135	285	.474	11	33	.333	39	71	.549	211	7.03	44	1.47	58	13	20	320	10.67
2014-15	33	33	1,151	34:53	237	468	.506	8	31	.258	87	132	.659	346	10.48	80	2.42	80	22	28	569	17.24
Career	122	68	2,764	22:39	506	1,044	.485	28	87	.322	162	274	.591	762	6.25	152	1.25	201	63	73	1,202	9.85

## 28 || DANIELLE CHEESMAN || 1,159 CAREER POINTS

2001-05 || FORWARD || 6-2

YEAR	G	GS	MIN	AVG	FG	FGA	PCT	3FG	FGA	PCT	FT	FTA	PCT	REB	RPG	A	APG	TO	BLK	STL	PTS	PPG
2001-02	33	19	713	21:36	118	252	.468	1	5	.200	46	58	.793	145	4.39	16	0.48	47	13	20	283	8.58
2002-03	31	31	800	25:48	143	328	.436	15	47	.319	47	78	.603	168	5.42	32	1.03	79	8	27	348	11.23
2003-04	29	29	713	24:35	108	292	.370	4	25	.160	63	91	.692	169	5.83	43	1.48	59	16	0.55	283	9.76
2004-05	30	30	753	25:06	106	236	.449	7	18	.389	26	41	.619	233	7.77	39	1.30	67	15	25	245	8.17
Career	123	109	2,979	24:13	475	1,108	.429	27	95	.284	182	268	.679	715	5.81	130	1.06	252	52	94	1,159	9.42

## 29 || BEHKA STAFFORD || 1,123 CAREER POINTS

1992-96 || GUARD || 5-10

YEAR	G	GS	MIN	AVG	FG	FGA	PCT	3FG	FGA	PCT	FT	FTA	PCT	REB	RPG	A	APG	TO	BLK	STL	PTS	PPG
1992-93	29	0	512	17:39	91	240	.379	53	134	.396	60	70	.857	80	2.76	34	1.17	62	10	35	295	10.17
1993-94	28	19	708	25:17	106	268	.396	52	143	.364	45	59	.763	122	4.36	68	2.43	74	6	57	309	11.04
1994-95	27	27	782	28:58	109	304	.359	49	146	.336	71	93	.763	145	5.37	62	2.30	74	12	62	338	12.52
1995-96	19	10	373	19:38	55	142	.387	26	73	.256	45	59	.763	82	4.32	26	1.37	38	1	31	181	9.53
Career	103	56	2,375	23:04	361	954	.378	180	496	.363	221	281	.786	429	4.17	190	1.84	248	29	185	1,123	10.90

## 30 || KRISTEN RILEY || 1,042 CAREER POINTS

2008-12 || FORWARD || 6-3

YEAR	G	GS	MIN	AVG	FG	FGA	PCT	3FG	FGA	PCT	FT	FTA	PCT	REB	RPG	A	APG	TO	BLK	STL	PTS	PPG
2008-09	29	1	389	13:25	34	105	.324	5	23	.217	24	42	.571	105	3.62	18	0.62	44	17	20	97	3.34
2009-10	33	33	715	21:40	102	214	.477	16	52	.308	49	85	.576	188	5.70	39	1.18	62	22	37	269	8.15
2010-11	34	14	692	20:21	114	227	.502	18	41	.439	55	105	.524	182	5.35	46	1.35	58	16	29	301	8.85
2011-12	33	33	955	28:56	145	313	.463	28	65	.431	57	88	.648	269	8.15	78	2.36	67	32	40	375	11.36
Career	129	81	2,751	21:20	395	859	.460	67	181	.370	185	320	.578	744	5.77	181	1.40	231	87	126	1,042	8.08

## 31 || KIMBERLY TALBOT || 1,024 CAREER POINTS

1987-91 || GUARD || 5-7

YEAR	G	GS	MIN	AVG	FG	FGA	PCT	3FG	FGA	PCT	FT	FTA	PCT	REB	RPG	A	APG	TO	BLK	STL	PTS	PPG
1987-88	27	-	353	13:04	45	108	.417	2	8	.250	6	15	.400	23	0.85	28	1.04	46	0	15	98	3.63
1988-89	23	-	283	12:20	32	82	.390	5	18	.278	19	29	.655	44	1.91	39	1.70	53	1	21	88	3.83
1989-90	29	29	928	32:00	162	392	.413	18	48	.375	50	68	.735	59	2.03	112	3.86	124	4	57	392	13.52
1991-92	29	29	784	27:02	168	381	.441	50	118	.424	50	72	.693	76	2.62	64	2.21	107	4	60	446	15.38
Career	108	58	2,349	21:45	407	963	.423	75	192	.391	135	184	.734	202	1.87	243	2.25	330	9	153	1,024	9.48

## 32 || SCARLETT OVERLY || 1,022 CAREER POINTS

1987-89 || FORWARD || 6-0

YEAR	G	GS	MIN	AVG	FG	FGA	PCT	3FG	FGA	PCT	FT	FTA	PCT	REB	RPG	A	APG	TO	BLK	STL	PTS	PPG
1987-88	27	-	825	30:33	194	344	.564	0	0	.000	39	71	.549	156	5.78	33	1.22	63	9	39	427	15.81
1988-89	27	-	902	33:25	265	495	.535	0	0	.000	65	96	.677	251	9.30	31	1.15	77	12	43	595	22.04
Career	54	-	1,727	31:59	459	839	.547	0	0	.000	104	167	.623	407	7.54	64	1.19	140	21	82	1,022	18.93







33 || CORIANN WOOD FRAUGHTON || 1,002 CAREER POINTS

2010-15 || FORWARD || 6-1

YEAR	G	GS	MIN	AVG	FG	FGA	PCT	3FG	FGA	PCT	FT	FTA	PCT	REB	RPG	A	APG	TO	BLK	STL	PTS	PPG
2007-08	27	1	285	10:33	31	94	.330	10	47	.213	20	22	.909	63	2.33	7	0.26	29	5	7	92	3.41
2008-09	29	3	558	19:14	60	186	.323	30	90	.333	37	51	.725	139	4.79	19	0.66	43	9	22	187	6.45
2009-10	33	0	781	23:40	121	279	.434	51	116	.440	40	56	.714	173	5.24	33	1.00	59	27	18	333	10.09
2010-11	34	34	910	26:46	147	357	.412	42	125	.336	54	68	.794	244	7.18	36	1.06	58	10	24	390	11.47
Career	123	38	2,534	20:36	359	916	.392	133	378	.352	151	197	.766	619	5.03	95	0.77	189	51	71	1,002	8.15







The 2024-25 BYU Women's Basketball Media Guide has been designed to provide local, regional and national media with useful information about the BYU women's basketball program, its history and tradition. Additional information, including video and feature content and profiles on all players and coaches, is available online at [byucougars.com](http://byucougars.com). Should you require additional information, such as photographs, video or additional information please contact the Austin Rustand in the BYU Athletic Communications office at (520) 989-1799. We appreciate your coverage of BYU women's basketball and look forward to working with you this season.

### CREDENTIAL REQUESTS

All requests for credentials to cover BYU women's basketball should be sent from the editor or sports director via official company communication to Austin Rustand in the Athletic Communications office ([austin\\_rustand@byu.edu](mailto:austin_rustand@byu.edu); BYU Athletic Communications, 30 SFH, Provo, UT 84602). Credentials shall be issued only to accredited news-gathering media outlets. Fan-based websites or podcasts will not be issued media access and credentials but are invited to utilize resources provided online at [BYUCougars.com](http://BYUCougars.com) to obtain notes, quotes, statistics and other information about BYU men's basketball.

All single-game credential requests should be received no later than one week prior to the date of the game to ensure consideration. Credentials for working media are restricted in accordance with BYU and NCAA rules and guidelines. Non-working persons, including spouses, dates and children, will not be credentialed and are not allowed in the working media areas during the game as dictated by NCAA guidelines. It is our intention to ensure proper, professional use is made of the space available for credentialed media.



### PHOTOGRAPHY

Photo credentials will be issued only to accredited photographers and television reporters/camera operators on a specific news-gathering assignment. Television organizations shall be restricted to one camera operator on the baselines at all times, except by prior approval from the BYU Athletic Communications office. Freelance and amateur photographers, not on assignment from a credentialed media outlet, are not eligible for credentials.

Credentials must be displayed prominently.

All NCAA rules will be enforced regarding media representatives on the sidelines. Photographers are permitted in designated areas on each baseline. Individuals or organizations violating sideline policies may be required to surrender their credentials and be removed from the stadium. For additional questions regarding photography guidelines, please contact University photographer Jaren Wilkey at (801) 422-7322.

### MEDIA SERVICES

The press room is on the floor level in the southwest corner of the Marriott Center. The BYU Athletic Communications staff will provide working media with game notes, season stats, programs, game stats, postgame notes and quotes and media guides. Media observe the game from press row or the media area on the concourse level.

BYU head coach Amber Whiting and selected players will be available in the interview room - located across from the press room - following the mandatory 10-minute cooling-off period. The BYU locker room is closed to the media.

The Marriott Center is also equipped with wireless internet access. Wireless passwords will be provided





with other game materials to media working in the press room.

### PARKING

The Marriott Center is located at 701 East University Parkway in Provo. Media parking is in Lot No. 1, immediately north of the stadium.



### INTERVIEWS

All interview and information requests regarding all players, coaches and Athletic Department personnel must be arranged in advance through Austin Rustand in the Athletic Communications office at (520) 989-1799.

BYU provides regular media availability each week. Local media members are responsible for attending after-practice media availability to conduct interviews. Opponent and national media can arrange telephone interviews through the Athletic Communications office. The Athletic Communications office will send an advisory each week detailing the weekly availability opportunities. Any other interview requests must be made at least 24 hours in advance. Player interviews will not be conducted during regular class hours.

Please contact the Athletic Communications office for specific times and other details if requesting access opportunities.



### TELEVISION PARTNERS

Since joining the Big 12 Conference in July 2023, BYU women's basketball has enjoyed unprecedented exposure on national television. Every home game and numerous road games have been streamed on ESPN+. All women's basketball games during the 2024-25 campaign will be streamed on ESPN+ with the Jan. 25th match-up against Utah being broadcast on ESPN.

"We've long sought broad, nationwide access to our games for our fans and increased visibility among those who may be less familiar with our university and athletic programs," said then BYU President Cecil O. Samuelson. "We've also been looking for ways to take better advantage of our own unique broadcasting resources."

Founded in 2001, BYUtv has grown from a relatively unknown cable channel on a single satellite TV provider to coverage in more than 55 million households on Dish Network, DirecTV, and over 800 cable systems in the United States. The networks

state-of-the-art production building allows it to televise every game in HD, along with its HD truck with the capability of broadcasting while on the road.

### RADIO

BYU women's basketball games are heard exclusively on the BYU Sports Network and can be found on BYU Radio (107.9 FM), byuradio.org and the BYU Radio App.

Jason Shepherd enters his second year as the play-by-play commentator for BYU women's basketball. A BYU graduate, Shepherd has worked as a sideline reporter and studio host for the last ten seasons with BYUtv.



### DISCLAIMER

The Brigham Young University Athletic Communications department reserves the right to revoke or deny working media credentials and/or access to any individual or organization at any time for any reason. All credentials are the property of Brigham Young University and must be surrendered upon request.

