



# KANSAS

## FOOTBALL GAME NOTES

### KANSAS JAYHAWKS

3-6, 2-4 Big 12

AT

### #7 BYU COUGARS

9-0, 6-0 Big 12



**Record** ..... 3-6 (2-4 Big 12)  
**Ranking (AP/Coaches/CFP)** ..... --/--/--  
**Last Game** ..... Win, 45-36 vs. #17 Iowa St.  
Nov. 9, 2024  
**Head Coach** ..... Lance Leipold  
Career Record ..... 166-66 (18th Season)  
Record at Kansas ..... 20-27 (4th Season)

**Record** ..... 9-0 (6-0 Big 12)  
**Ranking (AP/Coaches/CFP)** ..... 7/8/6  
**Last Game** ..... Win, 22-21 at Utah  
Nov. 9, 2024  
**Head Coach** ..... Kalani Sitake  
Career Record ..... 70-41 (9th Season)  
Record at BYU ..... 70-41 (9th Season)



### GAME 10

Saturday, Nov. 16, 2024  
LaVell Edwards Stadium  
Provo, Utah

### TELEVISION



**Play-by-Play:** Mark Jones  
**Analyst:** Roddy Jones  
**Sideline:** Quint Kessenich

### RADIO



**Jayhawk Sports Network:** Brian Hanni (Play-by-Play), David Lawrence (Analyst) and Brandon McAnderson (Sideline).  
**Sirius XM:** SiriusXM (160 or 199)

#### 2024 Kansas Statistics

Points Per Game	31.7
1st Downs	198
Rushing Yards	1,922
Passing Yards	1,867
Total Offense	3,789
Touchdowns	38
Field Goals	7-9
Time of Possession	31:04
Sacks	22-128

#### 2024 Kansas Individual Statistics

Passing	Jalon Daniels (133-237, 1,816 yds, 13 TD)
Rushing	Devin Neal (148 att, 874 yds, 10 TD)
Receiving	Luke Grimm (40 rec, 505 yds, 6 TD)
Tackles	JB Brown (57 tackles)
Sacks	Jereme Robinson (5.5 sacks)
Interceptions	Cobee Bryant/Mello Dotson (4 interceptions)

#### 2024 BYU Statistics

Points Per Game	33.7
1st Downs	196
Rushing Yards	1,468
Passing Yards	2,151
Total Offense	3,619
Touchdowns	36
Field Goals	17-20
Time of Possession	31:59
Sacks	13-117

#### 2024 BYU Individual Statistics

Passing	Jake Retzlaff (152-262, 2,091 yds, 18 TD)
Rushing	LJ Martin (75 att, 425 yds, 5 TD)
Receiving	Chase Roberts (37 rec, 588 yds, 4 TD)
Tackles	Harrison Taggart (57 tackles)
Sacks	Jack Kelly (4.0 sacks)
Interceptions	Jakob Robinson (3 interceptions)

## KANSAS TRAVELS WEST FOR BIG 12 ROAD BATTLE VS. NO. 7 BYU

For the third-straight game, the Kansas Jayhawks will take on a top-20 opponent as the Kansas Jayhawks travel to Provo, Utah to take on the No. 7 BYU Cougars on Saturday, Nov. 16 at 9:15 p.m. CT at LaVell Edwards Stadium. The Big 12 Conference matchup will air on ESPN with Mark Jones (Play-by-Play), Roddy Jones (Analyst) and Quint Kessenich (Sideline) on the call. Saturday's game at BYU marks the third in the all-time series history, after Kansas and BYU last met on Sept. 23, 2023 which resulted in a 38-27 Kansas victory at David Booth Kansas Memorial Stadium. In that game, Kansas benefitted off two defensive touchdowns, one from senior Cobee Bryant and another from Kenny Logan Jr. to go along with three passing touchdowns from redshirt junior Jalon Daniels. The only prior meeting came in the 1992 Jeep Aloha Bowl on Christmas Day, which KU also won, 23-20. Saturday's game will Kansas' first played in Provo, Utah.

The Kansas Jayhawks (3-6, 2-4) enter Saturday's game at BYU following an explosive 45-36 victory over No. 17 Iowa State on Saturday, Nov. 9, in which senior running back Devin Neal became Kansas' all-time leading rusher (3,951 yards) surpassing June Henley's 3,841 yards set from 1993-96. On the strength of 116 rushing yards on 18 carries and two touchdowns, Neal also became Kansas' record holder for all-time rushing touchdowns with 43, surpassing Henley's 41. Along with Neal, Daniels was in sync in Kansas' 45-36 victory, completing 12-of-24 passing for 295 yards and two touchdowns, averaging 24.5 yards per completion. Daniels connected on plays of 62 yards to Quentin Skinner, 70 yards to Luke Grimm and 32 yards to Torrey Locklin, among other big plays. Leading by 10 in the fourth quarter, senior cornerback Mello Dotson came up with a pivotal 25-yard interception return for a touchdown to help seal the Kansas win. Entering Saturday's game, Kansas' offense averages 31.7 points per game after scoring 40+ in two of its last three games. The Jayhawks have been strong on the ground, averaging 213.6 yards per game, which ranks second in the Big 12 Conference. The Jayhawks have also been highly efficient on third down, converting 57-of-110 (51.8%) on the season, which is a Big 12 best and ranks fourth nationally. Defensively, Kansas has capitalized on opponent mistakes, recording two defensive touchdowns and 22 total sacks, both of which rank in the top-three of the Big 12 Conference this season.

The No. 7 BYU Cougars (9-0, 6-0) enter week 12 of the college football season as one of four undefeated FBS programs, following a final second field goal to defeat in-state rival Utah, 22-21 on Nov. 9. Trailing 21-19 with 1:56 remaining, BYU marched down the field to set up a 44-yard game winning field goal by Will Ferrin with three seconds remaining. BYU outgained Utah, 339 to 259, while also finding success in special teams with a

96-yard kickoff return for a touchdown by Keelan Marion, his second kickoff return touchdown this season. As a team, BYU leads the Big 12 Conference in passes intercepted (16), while ranking second in scoring offense (33.7).









#### JAYHAWK QUICK HITS

- A hometown product of Lawrence, Kansas, Devin Neal, is now Kansas' all-time time rusher. Neal broke June Henley's career rushing yards mark of 3,841 (1993-96) in the 45-36 win over No. 17 Iowa State on Nov. 9, as he enters Saturday's game with 3,951 career rushing yards. Not only did he become Kansas' all-time leading rusher, Neal broke Henley's career rushing touchdowns mark of 41 set from 1993-96 and became the only Jayhawk in school history with 18+ career 100+ yard rushing games. Entering Saturday's game at BYU, Neal has 689 career carries for 3,951 rushing yards and 43 touchdowns. This season alone, Neal has rushed 148 times for 874 yards and 10 touchdowns. If Neal were to reach the 1,000-yard mark this season, he would become the only Jayhawk to ever rush for 1,000+ yards in three seasons. Not only is he the "Real Deal" on the field, but Neal was also recently named one of 20 semifinalists for the Jason Witten Collegiate Man of the Year awarded, given annually to the nation's top leader both on and off the field.

- On the opposite side of the ball, Kansas' cornerback duo of Cobee Bryant and Mello Dotson have closed in on records of their own. In Kansas' 45-36 win over No. 17 Iowa State, Dotson, of Daytona Beach, Fla., intercepted quarterback Rocco Becht and returned it 25-yards for his fourth-career interception return for a touchdown. Dotson was named the Big 12 Co-Defensive Player of the Week and Paycom Jim Thorpe Award Defensive Back of the Week for his performance. Dotson already owned Kansas' school record for interceptions returned for a touchdown following his third career return vs. TCU earlier this season. Dotson's four career interception returns for a touchdown are the most among any player in FBS. Meanwhile, Bryant is tied for second in school history with 13 career interceptions, which is tied for second all-time with Kansas great Aqib Talib (2005-07). Bryant trails only Ray Evans, who had 17 career interceptions from 1941-42 and 1946-47. Bryant and Dotson's 24 career combined interceptions are the most among any duo in FBS.

- Kansas has also been strong in the trenches, as the Jayhawks lead the Big 12 in sacks allowed per game, averaging 0.89 sacks allowed per game. Dating back to the start of the 2022 season, the Kansas offensive line has allowed just 36 sacks, which are the third fewest among power-four offensive lines over that span. The KU offensive line has paved the way for 213.6 rushing yards per game this season, which ranks second in the Big 12 and 13th nationally.

### 2024 KANSAS SCHEDULE

Home	Away
 <b>Lindenwood Lions</b> Thursday, Aug. 29, 2024 Children's Mercy Park Kansas City, Kan.	<b>W, 48-3</b> ESPN+
 <b>Illinois Fighting Illini</b> Saturday, Sept. 7, 2024 University of Illinois Memorial Stadium Champaign, Ill.	<b>L, 17-23</b> FS1
 <b>UNLV Rebels</b> Friday, Sept. 13 Children's Mercy Park Kansas City, Kan.	<b>L, 20-23</b> ESPN
 <b>West Virginia Mountaineers</b> Saturday, Sept. 21, 2024 Milan Puskar Stadium Morgantown, W.Va.	<b>L, 28-32</b> ESPN2
 <b>TCU Horned Frogs</b> Saturday, Sept. 28, 2024 GEHA Field at Arrowhead Stadium Kansas City, Mo.	<b>L, 27-38</b> ESPN+
 <b>Arizona State Sun Devils</b> Saturday, Oct. 5, 2024 Mountain America Stadium Tempe, Ariz.	<b>L, 31-35</b> ESPN2
 <b>Houston Cougars</b> Saturday, Oct. 19, 2024 GEHA Field at Arrowhead Stadium Kansas City, Mo.	<b>W, 42-14</b> ESPN+
 <b>#16 Kansas State Wildcats</b> Saturday, Oct. 26, 2024 Bill Snyder Family Stadium Manhattan, Kan.	<b>L, 27-29</b> ESPN2
 <b>#17 Iowa State Cyclones</b> Saturday, Nov. 9, 2024 GEHA Field at Arrowhead Stadium Kansas City, Mo.	<b>W, 45-36</b> FS1
 <b>#7 BYU Cougars</b> Saturday, Nov. 16, 2024 LaVell Edwards Stadium Provo, Utah	<b>9:15 p.m. CT</b> ESPN
 <b>#18 Colorado Buffaloes</b> Saturday, Nov. 23, 2024 GEHA Field at Arrowhead Stadium Kansas City, Mo.	<b>2:30 p.m. CT</b> FOX
 <b>Baylor Bears</b> Saturday, Nov. 30, 2024 McLane Stadium Waco, Texas	<b>TBD</b>

### KANSAS STAT LEADERS

 <b>#6 JALON DANIELS</b> Completions/Attempts ..... 133/237 Yards ..... 1,816 Touchdowns ..... 13
 <b>#4 DEVIN NEAL</b> Attempts ..... 148 Yards ..... 874 Touchdowns ..... 10
 <b>#11 LUKE GRIMM</b> Receptions ..... 40 Yards ..... 505 Touchdowns ..... 6
 <b>#1 JB BROWN</b> Solo/Assist/Tackles ..... 41/16/57 Tackles for Loss/Yards ..... 8.0/30 Sacks/Yards ..... 4.0/23 QB Hurries ..... 4



## GAME WEEK SCHEDULE

MON.	TUES.	WED.	THURS.	FRI.	SAT.
11:15 a.m. - Head Coach Lance Leipold Press Conference (Anderson Family Football Complex)	No Media Availability	11 a.m. - Coordinator Media Availability (Anderson Family Football Complex)  11:30 a.m. - Student Athlete availability (Anderson Family Football Complex)	No Media Availability	No Media Availability	9:15 p.m. - Kansas at BYU  Postgame media availability to take place in-person in the visitor media room.

### Credentials

All credential requests can be made online at:

<https://kuathletics.com/kansas-football-media-center/>

Credentials can be picked up on gameday at Media Will Call or by appointment by contacting the Kansas Athletics Communications Office.

### Photographers

Credentials for sideline photographers will be issued on the basis of circulation, with priority granted to agencies covering the participating schools on a regular basis.

### Parking

Digital Parking passes will be emailed to the assigning editor. Instructions on how to retrieve mobile parking passes are attached. **Please access and download your mobile parking passes before leaving for the stadium.**

### Pressbox and Gameday Services

The press box at Children's Mercy Park is located in the southwest corner of the stadium. Media should enter the stadium through the Mazuma Plaza and enter through the southwest media entrance. Upon arrival, take the elevator up to floor five for the press box, or floor one for the field level.

### Wireless Internet

Complimentary access to wireless internet is available at both Children's Mercy Park and GEHA Field at Arrowhead Stadium and information about how to access it will be available in the pressbox.

### Telephones

Writers wanting phone lines at their seat locations should contact the KU Telecommunications Office at (785) 864-9300 regarding installation. For specific line location, please list Andy Eisch as the contact. Allow at least two weeks notice prior to the game.

### Weekly News Conference

Kansas Head Football Coach Lance Leipold will conduct a weekly press conference each Monday during the season. The press conference will begin at 11:45 a.m., and will be conducted in-person at Mrkonic Auditorium inside Anderson Family Football Complex.

Offensive Coordinator Jeff Grimes, Defensive Coordinator Brian Borland and select student-athletes will be available throughout the season.

After the conclusion of games, Coach Leipold and select student-athletes will be made available in a press conference setting.

### Interviews

Contact the communications office for all player or coach interview requests. To request players, media should contact Andy Eisch ([aeisch@ku.edu](mailto:aeisch@ku.edu); 785-330-3698) or Doug Self ([dself@ku.edu](mailto:dself@ku.edu); 785-393-4978).

Out-of-town media wishing to interview Kansas players should also contact the communications office with their requests.

Home and cell phone numbers for players will not be provided and players have been instructed not to accept calls from media without prior notice from the communications office. Please do not contact a player or coach without scheduling the interview through the communications office.

### Digital Assets

Head shots and selected video and audio elements will be made available throughout the season on the KU Athletics Media FTP:

<https://kuathne.ws/KUMediaShare>.

*\*Please note that all formats and policies are subject to change throughout the season.*

Collegepressbox is the official media website for Division I football. Access and download game notes, quotes, statistics, media guides, headshots, logos and more for all FBS schools, conferences, postseason games, awards and the College Football Playoff. For access, please register for an account at [collegepressbox.com/register](http://collegepressbox.com/register).

## QUICK FACTS

Location	Lawrence, Kan.
Founded	1866
Enrollment	29,355 (Fall 2023)
Chancellor	Douglas A. Girod
	(UC Davis, 1981; UC San Francisco, 1985)
Athletics Director	Travis Goff
	(Kansas, 2002; Tulane, 2007)
Sport Administrator	Collin Sexton
Colors	Crimson (Pantone 186) & Blue (Pantone 293)
Nickname	Jayhawks
Affiliations	NCAA Division I
	Big 12 Conference
Conference Website	<a href="http://www.Big12Sports.com">www.Big12Sports.com</a>
Ticket Office	800.34.HAWKS (42957)
	<a href="http://KUTickets.com">KUTickets.com</a>

## KANSAS FOOTBALL COMMUNICATIONS STAFF

Director of Football Communications	Andy Eisch
Cell	785.330.3698
Email	<a href="mailto:aeisch@ku.edu">aeisch@ku.edu</a>
Associate Communications Director	Doug Self
Cell	785.393.4978
Email	<a href="mailto:dself@ku.edu">dself@ku.edu</a>
Associate AD - Public Relations and Strategic Communications	Daniel Berk
Cell	785.312.2159
Email	<a href="mailto:dberk@ku.edu">dberk@ku.edu</a>
Football Credentials	<a href="https://kuathletics.com/kansas-football-media-center/">https://kuathletics.com/kansas-football-media-center/</a>
KU Athletics Website	<a href="http://KUAthletics.com">KUAthletics.com</a>
Facebook	<a href="https://www.facebook.com/KUathletics">/KUathletics</a>
Twitter	<a href="https://twitter.com/KUathletics">@KUathletics</a>
Instagram	<a href="https://www.instagram.com/KUathletics">@KUathletics</a>

## COACHING STAFF

Head Coach	Lance Leipold
Alma Mater	Wisconsin-Whitewater, 1987, 1991
Record at Kansas	20-27 (4th Season)
Career Record (Seasons)	166-66 (18th Season)
Jeff Grimes	Assistant Head Coach - Offensive Coordinator
Jim Zebrowski	Co-Offensive Coordinator - Quarterbacks
Brian Borland	Defensive Coordinator
D.K. McDonald	Co-Defensive Coordinator - Cornerbacks
Chris Simpson	Assistant Head Coach - Linebackers
Daryl Agpalsa	Assistant Coach - Offensive Line
Taiwo Onatolu	Assistant Coach - Defensive Ends/Special Teams Coordinator
Jim Panagos	Assistant Coach - Defensive Tackles
Terrence Samuel	Assistant Coach - Wide Receivers
Jonathan Wallace	Assistant Coach - Running Backs
Tyler Bolfig	Analyst - Offense
Kelton Copeland	Analyst - Offense
Angus McClure	Analyst - Offense
A.J. Steward	Analyst - Offense
Eric Terrazas	Analyst - Offense
Mike Dawson	Senior Analyst - Defense
Brandon Shelby	Analyst - Defense
Aaron Miller	Analyst - Special Teams
Brian Stoldt	Quality Control - Defense
Pat Cerroni	Quality Control - Defense
Kyle Deween	Quality Control - Special Teams
Teril Boldiis	Graduate Assistant - Offense
Jackson Satterwhite	Graduate Assistant - Offense
Jaylen Kelly-Powell	Graduate Assistant - Defense
Zac Sias	Graduate Assistant - Defense

## HISTORY

First Season of Record	1890
Seasons	133rd
All-Time Record	609-685-58
Conference Titles (Last)	7 (2007)
Big 12 Titles (Last)	1 (North Division 2007)
Bowl Games (Last)	14 (2023)
Bowl Game Titles (Last)	7 (2023)
Bowl Games Record	7-7

## TEAM INFORMATION

2023 Overall Record	9-4
2023 Conference Record	5-4 (T-7th)
2023 Home Record	5-2
2023 Road Record	3-2



**AUGUST 8, 2023**

Phase I of Anderson Family Football Complex Completed



**JULY 29, 2024**

Phase II Anderson Family Football Complex Completed



**AUGUST 15, 2023**

Announcement of the Gateway District



**DECEMBER 14, 2023**

Demolition of David Booth Kansas Memorial Stadium begins



**AUGUST, 2024**

Phase I of Construction



**AUGUST, 2025**

Phase I Completion

## THE GATEWAY DISTRICT

will transform the north entrance to campus in a profound way to drive student enrollment and economic benefit to Kansas. The project will develop a new campus gateway, multi-use space and upgraded football facilities, all of which will enhance KU's ability to recruit and retain students.

The most innovative component of this project is the development of multi-use facilities to be used throughout the year to generate revenue for academic programming and student success. In addition to the conference center, and as suggested by the project consultant, the project will potentially include a mix of arts and entertainment, dining, retail, office space, lodging and other uses that support economic development and the university's academic mission.

The transformational changes to the Anderson Family Football Complex and David Booth Kansas Memorial Stadium – one of the nation's oldest football venues – will create a world-class experience for fans and student-athletes. Currently, the University of Kansas generates \$192 million and 2,600 jobs for the Kansas economy, and the Gateway District will greatly enhance those figures in the future.

Phase 1 includes the recently completed weight room and locker room renovations to Anderson Family Football Complex, a complete new build of the southwest, west and north sides of David Booth Kansas Memorial Stadium, as well as the conference center on the north end. Future phases of the project will then focus on the south and east portions of the stadium as well as the entertainment, dining, retail and other potential aspects of the Gateway District.



GAME NOTES

REAL DEAL DEVIN NEAL

• Kansas’ Devin Neal, a hometown product of Lawrence, Kansas, is now Kansas’ all-time leading rusher and leader in career rushing touchdowns. In the 45-36 win over No. 17 Iowa State, Neal broke June Henley’s career rushing yards mark of 3,841 (1993-96). Neal enters Saturday’s game with 3,951 career rushing yards on 689 career touches. Not only did he become Kansas’ all-time leading rusher, Neal broke Henley’s career rushing touchdowns mark of 41 set from 1993-93 and became the only Jayhawk in school history with 18+ career 100+ yard rushing games. Entering Saturday’s game at BYU, Neal has 689 career carries for 3,951 rushing yards and 43 touchdowns. So far this season, Neal has rushed 148 times for 874 yards and 10 touchdowns. If Neal were to reach the 1,000-yard mark this season, he would become the only Jayhawk to ever rush for 1,000+ yards in three seasons.

• In addition to the records set against Iowa State last week, Neal holds Kansas’ all-time scrimmage touchdown mark of 46, as he surpassed Henley’s mark of 43 touchdowns set from 1993-96. Neal has rushed for 43 career touchdowns, while recording three receiving touchdowns.

• Neal’s 43 career rushing touchdowns are the most by any power-four running back, while his 3,951 career yards are the second-most among power-four running backs, trailing only Texas Tech’s Tahj Brooks, who has 4,236 career rushing yards.

• Neal has also scored in 28 career games, which are the most games with a touchdown in school history. Neal previously surpassed June Henley’s 24 games with a touchdown from 1993-96.

• With 689 career rushing attempts needed for his 3,951 career rushing yards, Neal currently holds the school record for career rushing yards per carry (min. 500 carries) at 5.73 yards per carry over his career.

• Neal has surpassed the 100-yard mark in six games this season (112 vs. Lindenwood; 101 at Illinois; 120 vs. UNLV; 110 at West Virginia; 108 vs. Houston; 116 vs. Iowa State). Dating back to the 2023 season, Neal has rushed for 100+ yards in nine of his last 13 games.

• This season alone, Neal has been extremely efficient, carrying 148 times for 874 yards and 10 touchdowns, averaging 5.9 yards per carry. Neal’s 874 rushing yards are the 23rd most in the country this season, while his 10 rushing touchdowns rank 21st.

• As a junior in 2023, Neal rushed for 1,280 yards on 203 carries for 16 touchdowns. Neal’s 1,280 rushing yards in 2023 were the fourth-most rushing yards in single-season school history, behind only Jon Cornish (1,457, 2006), Tony Sands (1,442, 1991) and June Henley (1,349, 1996). Neal is the only Jayhawk in school history to rush for 1,200+ yards prior to his senior season, while his 3,077 career rushing yards are the most by a Jayhawk after their junior season in school history.

• In 2023, Neal became the third Jayhawk in school history to rush for 1,000+ yards in back-to-back seasons (2022 - 1,090, 2023 - 1,280), joining James Sims (2012 - 1,013, 2013 - 1,110) and Pooka Williams Jr. (2018 - 1,125, 2019 - 1,061) as the only other Kansas running backs to accomplish such a feat. If Neal were to surpass 1,000 yards again this season, he would be the first in school history in three separate seasons, which Neal would have done consecutively.

• Devin Neal scored 16 rushing touchdowns in 2023, which are tied for the second most in school history and are the most since 2007 (Brandon McAnderson). The only Jayhawk to score more rushing touchdowns in a season was June Henley (17 in 1996). Neal’s 16 rushing touchdowns were the sixth most in the NCAA in 2023, while his 17 total touchdowns were the eighth most in the country.

• Neal’s standout career has come with recognition, as he was recently named one of 20 semifinalists for the Jason Witten Collegiate Man of the Year Award, which focuses on a player’s leadership on and off the field. Neal is one of Kansas’ four team captains, which were voted upon by his teammates prior to the season. Neal was also named to the Preseason Maxwell Award Watch List and Doak Walker Award Watch List prior to the start of the 2024 season.

ACTIVE CAREER RUSHING TOUCHDOWN LEADERS

NAME	TEAM	TDS
1. Ashton Jeanty	Boise State	44
2. Devin Neal	Kansas	43
3. Marquez Cooper	San Diego State	42
4. RJ Harvey	UCF	40
5. Tahj Brooks	Texas Tech	39

ACTIVE CAREER P4 RUSHING YARDS LEADERS

NAME	TEAM	YARDS
1. Tahj Brooks	Texas Tech	4,236
2. Devin Neal	Kansas	3,951
3. Nate Noel	Missouri	3,608
4. RJ Harvey	UCF	3,543
5. Quinshon Judkins	Ohio State	3,372

KU CAREER RUSHING LEADERS

NAME	YARDS	YEARS
1. Devin Neal	3,951	2020-Present
2. June Henley	3,841	1993-96
3. Tony Sands	3,788	1988-91
4. James Sims	3,592	2010-13
5. Laverne Smith	3,074	1973-76

KU CAREER RUSHING TOUCHDOWN LEADERS

NAME	TOUCHDOWNS	YEARS
1. Devin Neal	43	2020-Present
2. June Henley	41	1993-96
3. James Sims	34	2010-13
4. Tony Sands	28	1988-91

DEVIN NEAL 100-YARD RUSHING GAMES

YARDS	OPPONENT	RESULT
224	#18 Oklahoma State (2022)	W, 37-16
190	at Texas Tech (2022)	L, 28-43
154	UCF (2023)	W, 51-22
143	at Texas (2021)	W, 57-56
138	Kansas State (2023)	L, 27-31
137	Texas Tech (2023)	L, 13-16
120	Illinois (2023)	W, 34-23
120	UNLV (2024)	L, 20-23
116	#17 Iowa State (2024)	W, 45-36
112	#6 Oklahoma (2023)	W, 38-33
112	Lindenwood (2024)	W, 48-3
110	at West Virginia (2024)	L, 28-32
108	Tennessee Tech (2022)	W, 56-10
108	Houston (2024)	W, 42-14
107	at Duke (2021)	L, 33-52
106	at Cincinnati (2023)	W, 49-16
101	at Illinois (2024)	L, 17-23
100	Oklahoma (2021)	L, 23-35

KU 100-YARD RUSHING GAMES - PAST 10 YEARS

YDS. INDIVIDUAL	OPPONENT	DATE
116 Devin Neal, Sr.	Iowa State	2024
108 Devin Neal, Sr.	Houston	2024
110 Devin Neal, Sr.	West Virginia	2024
120 Devin Neal, Sr.	UNLV	2024
101 Devin Neal, Sr.	Illinois	2024
112 Devin Neal, Sr.	Lindenwood	2024
106 Devin Neal, Jr.	Cincinnati	2023
138 Devin Neal, Jr.	Kansas State	2023
137 Devin Neal, Jr.	Texas Tech	2023
112 Devin Neal, Jr.	Oklahoma	2023
134 Daniel Hishaw, So.	UCF	2023
154 Devin Neal, Jr.	UCF	2023
120 Devin Neal, Jr.	Illinois	2023
190 Devin Neal, So.	Texas Tech	2022
224 Devin Neal, So.	Oklahoma State	2022
123 Jalon Daniels, Jr.	Houston	2022
108 Devin Neal, So.	Tennessee Tech	2022
143 Devin Neal, Fr.	Texas	2021
100 Devin Neal, Fr.	Oklahoma	2021
107 Devin Neal, Fr.	Duke	2021
100 Jason Bean, Jr.	Coastal Carolina	2021
100 Amauri Pesek-Hickson, Fr.	TCU	2020
116 Pooka Williams Jr.,	Baylor	2019
154 Pooka Williams Jr.,	Iowa State	2019
190 Pooka Williams Jr.,	Texas	2019
137 Pooka Williams Jr.,	Oklahoma	2019
187 Khalil Herbert	Boston College	2019
121 Pooka Williams Jr.,	Boston College	2019
103 Pooka Williams Jr.,	Texas	2018
252 Pooka Williams Jr.,	Oklahoma	2018
163 Pooka Williams Jr.,	Rutgers	2018
125 Pooka Williams Jr.,	Central Mich.	2018
291 Khalil Herbert, So.	West Virginia	2017
137 Khalil Herbert, So.	Ohio	2017
152 Ke’aun Kinner, Sr.	Iowa State	2016

KANSAS’ RECORD WHEN...

	Leipold Era	2024
Overall	20-27	3-6
Big 12	11-22	2-4
Nonconference	9-5	1-2
vs. ACC	1-1	0-0
vs. American	1-0	0-0
vs. Big 10	1-1	0-1
vs. Big South / OVC	1-0	1-0
vs. Missouri Valley	2-0	0-0
vs. Mountain West	2-1	0-1
vs. Ohio Valley	1-0	0-0
vs. Southeastern Conference	0-1	0-0
vs. Sun Belt	0-1	0-0
Home	13-11	3-2
Away	6-15	0-4
Neutral	1-1	0-0
Day Games	9-16	2-2
Night Games (6 p.m. start or later)	11-11	1-4
vs. Top 25 teams	3-8	1-1
vs. Top 10 teams	1-2	0-0
TV games	20-25	3-6
ABC	0-1	0-0
CBS Sports Network	1-0	0-0
ESPN	3-3	0-1
ESPN2	3-6	0-3
ESPNU	2-0	0-0
FOX	2-1	0-0
FS1	3-10	1-1
Big 12 Now on ESPN+	6-5	2-1
ACC Network	0-1	0-0
When scoring first	15-6	2-3
When opponents score first	5-21	1-3
When leading at halftime	16-6	3-1
When trailing at halftime	3-20	0-4
When tied at halftime	1-1	0-1
When leading after third quarter	19-9	3-5
When trailing after third quarter	1-18	0-1
When tied after third quarter	0-0	0-0
In overtime games	2-1	0-0
When scoring less than 20 points	2-9	0-1
When scoring 20+ points	16-17	3-5
When scoring 30+ points	17-6	3-1
When allowing less than 20 points	8-1	2-0
When allowing 20-30 points	6-3	0-3
When allowing 30+ points	6-23	1-3
When rushing for <100 yards	2-6	0-0
When rushing for 100+ yards	17-21	3-6
When rushing for 200+ yards	15-6	3-1
When passing for <200 yards	6-13	1-4
When passing for 200+ yards	15-14	2-2
When passing for 250+ yards	8-7	1-1
When passing for 300+ yards	2-4	0-0
When totaling <300 yds total offense	2-6	0-0
When gaining 300+ yds total offense	18-20	3-6
When gaining 400+ yds total offense	16-9	3-3
When gaining 500+ yds total offense	11-3	2-0
When allowing <100 yds rushing	9-1	3-1
When allowing 100+ yds rushing	10-23	0-5
When allowing 200+ yds rushing	3-20	0-2
When allowing <200 yds passing	7-11	1-3
When allowing 200+ yds passing	12-16	2-3
When allowing 250+ yards passing	10-12	1-3
When allowing 300+ yards passing	6-6	1-1
When allowing <300 yds total offense	5-2	1-2
When allowing 300+ yds total offense	15-24	2-4
When having a 100-yard rusher	11-8	3-3
When opp. have a 100-yard rusher	3-19	0-3
When having no turnovers	11-3	2-1
When having less than 3 turnovers	17-21	3-5
When having 3 or more turnovers	2-5	0-1
When having no takeaways	2-7	0-1
When having <3 takeaways	15-24	2-5
When having 3 or more takeaways	5-2	1-1
When having more than 30:00 TOP	12-15	2-2
When having less than 30:00 TOP	8-12	1-3



145	Ke'aun Kinner, Sr.	Oklahoma State	2016
107	De'Andre Mann, Sr.	Texas Tech	2015
113	Ke'aun Kinner, Jr.	Memphis	2015
157	Ke'aun Kinner, Jr.	S. Dakota St.	2015
101	Tony Pierson, Sr.	Iowa State	2014
103	Corey Avery, Fr.	Iowa State	2014
121	De'Andre Mann, Jr.	SEMO	2014

OFFENSIVE FIREPOWER

- Kansas' offense has found its spark over the last several games, as the Jayhawks have scored 40+ points in two of their last three games, including 45 points against an Iowa State team that allowed an average of 15.5 points prior to the matchup, which led the Big 12. Kansas' 45 points scored against Iowa State were the most the Cyclones allowed all season and the most since Oklahoma scored 50 against Iowa State on Sept. 30, 2023.
- Offensively, Kansas has gone over 400 yards in each of their last four games, including a season-high 532 yards against Iowa State on Nov. 9. Kansas' 532 yards of offense were the most by the Jayhawks against a Big 12 Conference opponent since totaling 562 at Cincinnati on Nov. 25, 2023.
- Kansas has been especially strong on third down, converting a Big 12 leading 51.8% (57-of-110) on third downs this season. While leading the Big 12, it also ranks fourth nationally.
- The Jayhawks have made the most of their opportunities while in the red zone, as Kansas has converted red zone trips into scores 96.8% (30-of-31) of the time, which is the highest conversion percentage in the Big 12 Conference and fourth highest nationally. Of those 31 trips to the red zone, 25 have resulted in touchdowns while five have resulted in field goals.
- Over the second half of the season, Kansas has done a good job of limiting mistakes, turning the ball over just three times over the last five games. In Kansas' first four games, the Jayhawks turned the ball over 10 times to its opponent's 4. Over the last five games, Kansas owns a plus-eight turnover differential, including a +1.3 turnover margin over its last three games.
- Since head coach Lance Leipold took over in 2021, Kansas has gone over the 500+ yard mark in a single game 14 times.

JD6

- Kansas quarterback Jalon Daniels, nicknamed JD6, has found his rhythm, throwing for eight touchdowns and four rushing touchdowns over his last four games. Daniels is just one of two power-four quarterbacks since the start of October to throw for eight or more touchdowns and rush for four or more touchdowns (Dillon Gabriel – Oregon; 13 pass, 4 rush).
- During that span, Daniels has completed 64-of-107 for 1,011 yards and eight passing touchdowns.
- On the season, Daniels has completed 133-of-237 passing for 1,816 yards and 13 touchdowns, while rushing 72 times for 315 yards and six touchdowns.
- Last week vs. Iowa State, Daniels threw for 295 yards on 12-of-24 passing with two touchdowns, marking his 13th career multi-touchdown game. Of those 13 multi-touchdown games, three have come over the last four games. In the first half of the Iowa State game, Daniels completed 7-of-14 passes for 234 yards, averaging 33.4 yards per completion, which is the highest yards per completion in a half among all FBS quarterbacks this season.
- Daniels had the third highest QBR among all FBS quarterbacks in the win over Iowa State and was named a Manning Award Star of the Week and Davey O'Brien Award Great 8 recipient for his performance.
- Daniels was also spectacular in the 42-14 Homecoming win over Houston on Oct. 19, completing 16-of-21 for 247 yards and three touchdowns, while rushing seven times for 58 yards and one touchdown. Daniels' three touchdown performance marked his seventh career three-plus passing touchdown game including the first this season.
- Daniels was the nation's leader in pass efficiency rating during week eight vs. Houston, finishing with a 222.13 pass efficiency stat. Daniels has only had a higher pass efficiency once in his career, recording a 258.33 in a 35-27 win over Duke in 2022.
- Daniels, a native of Lawndale, California, is one of Kansas football's most productive quarterbacks in school history, ranking third in KU career passing yards (6,113), second in career completions (498) and second in career passing touchdowns (44).

NUMBERS TO KNOW...

3,951

On his first carry in the 45-36 win over Iowa State, senior Devin Neal surpassed the KU school record for career rushing yards, previously held by June Henley (3,841, 1993-96). Neal finished the day with 116 yards, upping his career total to 3,951 career rushing yards, which ranks second amongst all power-four running backs nationally. In addition, Neal broke the Kansas all-time rushing touchdowns mark of 41 on Saturday, previously held by Henley. Entering the BYU game, Neal has carried 689 times for 3,951 yards and 43 rushing touchdowns.

4

With a 25-yard interception return vs. Iowa State, Mello Dotson notched his fourth interception of the season and his fourth career interception returned for a touchdown. Dotson's four career interception returns are the most in KU school history for a career, while his four interceptions this season tie for the most in the Big 12 Conference, along with teammate Cobee Bryant, Houston's AJ Haulcy and Iowa State's Jontez Williams.

5.5

Redshirt senior defensive end Jerome Robinson recorded his 5.5 sack of the season on Saturday, marking a new career high for sacks in a season. Robinson now has 14.0 career sacks and is on the verge of entering Kansas' top-10 list for career sacks.

Follow @KUStatsInfo for more Kansas Football notes in-game and throughout the season.

- Daniels currently ranks third in KU career passing percentage at 61.4% (498-of-811) trailing Todd Reesing's 63.3% (932-of-1,461) set from 2006-09 and Mark Williams' 62.5% set from 2006-09.
- During the 2023 season, Daniels was 56-of-75 for 705 yards and five touchdowns in three games, before being sidelined for the remainder of the season due to injury.
- In 2022, Daniels threw for 2,014 yards on 152-of-230 (66.1%) passing and 18 touchdowns in nine games played.
- In the AutoZone Liberty Bowl in 2022, Daniels passed for a school record 544 passing yards, becoming the first Jayhawk in school history with 500+ passing yards in a game. Daniels also threw for five touchdowns against Arkansas, tying for the second most in a single game in school history. Following the 2022 season, Daniels led all of college football in total QBR at 90.0, which ranks 22nd since ESPN began tracking the statistic.
- Defenses need to account for Daniels on the ground, as he rushed for 425 yards in 2022, the most by a Jayhawk quarterback since Bill Whittemore in 2003. His seven rushing touchdowns were also the most by a Jayhawk quarterback since Whittemore in 2003. So far this season, Daniels has rushed 38 times for 123 yards and three touchdowns.

JALON DANIELS TOP-10 CAREER MARKS

CATEGORY	MARK (RANK)
Passing Yards	6,113 (3rd)
Completions	498 (2nd)
Touchdown Passes	43 (2nd)
Completion %	61.4% (3rd)
500-yard Passing Games	1 (T-1st)

PAVING THE WAY

- Kansas' offensive production has been fueled by its play on the offensive line over the past few seasons and the Jayhawks bring in an experienced unit to the trenches in 2024.
- Senior offensive tackle Bryce Cabeldue leads the Kansas offensive line with 47 career starts, in a group that has combined for 148 starts over their careers.
- Kansas' starters on the offensive line has remained the same throughout the first nine games of the 2024 season, as the Jayhawks are one of eight teams nationally to keep the same five offensive line starters in nine or more games (Kansas, Indiana, Tulane, Texas, Wisconsin, South Carolina, Syracuse, Texas State).
- Cabeldue has started all nine games at left tackle in 2024, after starting 11 games in 2023, 13 in 2022 and 12 in 2021, all at right tackle.
- Michael Ford Jr., who transferred to Kansas from Buffalo following the 2020 season, has started 45 games over his career, including 12 in 2023. Offensive guard Kobe Baynes enters his third season as a Jayhawk after transferring from Louisville following the 2020 season. Baynes has started 12 games over his KU career, including the first eight of 2024.
- Foster, a Texas A&M transfer and two-sport athlete

- between football and track & field, started 28 games over his career as a Texas A&M Aggie from 2021-23. As a true freshman in 2021, Foster started all 12 games and was named to the SEC All-Freshman team and FWAAs and The Athletic Freshman All-America teams.
- Bumgardner arrived to KU in the spring of 2024 following a standout career at Tiffin University in Tiffin, Ohio, where Bumgardner was the 2023 winner of the Division II Rimington Award, given to the top center in NCAA Division II football. Bumgardner was a three-year starter at Tiffin.
- Offensive line coach Daryl Agpalsa is in his first season heading the offensive line group, after serving in the same role at Northern Illinois from 2019-24. Agpalsa previously served on Lance Leipold's staff at Buffalo from 2014-18 and at UW-Whitewater in 2012-13.
- Through nine games this season, Kansas' offensive line has allowed just 8.0 sacks this season, which are tied for the ninth fewest nationally. Kansas has kept quarterback Jalon Daniels clean in three games this season (vs. Lindenwood, vs. Houston, vs. Iowa State), which all resulted in wins.
- The Kansas offensive line has also allowed the seventh fewest tackles-for-loss nationally, allowing just 31 tackles-for-loss this season.
- Since the start of the 2022 season, Kansas' 36 sacks allowed are the second fewest in the country among power-four teams and are the fewest allowed in the Big 12 Conference.
- The turnaround on the offensive line is significant, considering Kansas allowed 47 sacks in 10 games during the 2020 season prior to Leipold's arrival.
- Not only has the pass blocking been stellar, but the offensive line also paved the way for 213.6 rushing yards per game this season and 202.2 rushing yards per game in 2023. Kansas currently ranks as the No. 2 rushing offense in the Big 12 Conference and ranks 13th nationally. The Jayhawks were just one of seven schools (Air Force, Army, Boise State, Kansas, Liberty, North Carolina, West Virginia) nationally to allow 15 or fewer sacks and average over 200 rushing yards per game in 2023.

FEWEST SACKS ALLOWED SINCE 2022 - POWER FOUR

TEAM	SACKS ALLOWED
1. Oregon	20
2. Kansas	36
3. Georgia	37
4. Washington	37
5. BYU	41



KANSAS SACKS ALLOWED – LAST 10 SEASONS

YEAR	SACKS ALLOWED	BIG 12 RANK
2024	8	2nd
2023	16	4th
2022	12	1st
2021	16	3rd
Years Prior to Leipold's Arrival		
2020	47	10th
2019	23	5th
2018	34	7th
2017	29	8th
2016	27	5th
2015	40	9th
2014	29	8th

**TERRIFIC TRIO**

- Kansas' wide receiving tandem features a trio of seniors in Luke Grimm, Quentin Skinner and Lawrence Arnold, all three of which arrived in 2020 and have risen the ranks as some of Kansas' all-time receivers.
- Entering Saturday's game, Grimm, Arnold and Skinner all rank in the top-20 in school history in receiving yards, with Grimm ranking fourth (2,287 yards), Arnold at sixth (2,177 yards) and Skinner at 19th (1,456 yards).
- Grimm, of Raymore, Missouri, leads the Jayhawks in receiving this season, catching 40 passes for 505 yards and six touchdowns. In the 45-36 win over No. 17 Iowa State, Grimm caught a 70-yard strike from quarterback Jalon Daniels, which was the longest reception of Grimm's career.
- Over his career, Grimm has caught 166 passes for 2,287 yards and 23 touchdowns. Grimm's 23 career touchdowns are the second most in school history, trailing only Dezmon Briscoe's 31 receiving touchdowns from 2007-09. Grimm's 23 career touchdown receptions rank tied for 10th in all of FBS.
- In addition to his production through the air, Grimm has been explosive in the run game, carrying seven times for 117 yards, including a 32-yard touchdown at West Virginia on Sept. 21. Grimm is just one of five power-four wide receivers nationally this season to rush for over 100 yards this season and is the first Jayhawk wide receiver to rush for 100+ yards in a season since Ryan Schadler in 2015.
- In the season opener vs. Lindenwood, Grimm caught a 58-yard touchdown strike from Daniels, finishing the day with 111 yards. The 111-yard game marks Grimm's fourth 100+ yard receiving game of his career. In 2023, Grimm caught 33 passes for 555 yards six touchdowns.
- It's not only Grimm climbing the KU receiving record books as senior Lawrence Arnold also ranks in the top-10 in school history in career touchdown receptions (9th, 14) career receptions (7th, 144) and receiving yards (6th, 2,177 yards).
- Arnold led the Jayhawks in receiving each of the past two seasons, including 44 catches for 782 yards and six touchdowns in 2023.
- Through six games, Skinner is Kansas' second-leading receiver with 20 catches for 429 yards and four touchdowns, followed by Arnold with 23 catches for 318 yards and one touchdown.
- Kansas has found a spark in Skinner over the last month, as the senior wide receiver has caught 12passes for 324yards and four touchdowns in his last four games. In the five games prior, Skinner had eight receptions for 105 yards and no touchdowns.
- Against Iowa State, Skinner hauled in four catches for 135 yards and a touchdown, marking a career high in receiving yards.
- Over his career, Arnold has caught 144 passes for 2,177 yards, good for 15.1 yards per reception, which ranks 15th among receivers nationally.
- Arnold's 782 receiving yards in 2023 were the 16th most in single season school history and the most since Andrew Parchment's 831 receiving yards in 2019.
- Skinner was named the Burlsworth Walk-On of the week following his six catches for 130 yards and two touchdowns at Arizona State.
- In the 2023 Guaranteed Rate Bowl vs. UNLV, Grimm and Arnold each scored three touchdowns, tying the Kansas bowl game record for receiving touchdowns previously set by Dezmon Briscoe in the 2008 Insight Bowl. Their three touchdowns are also tied for the second most in any game in school history.
- Grimm and Arnold combined for six receiving touchdowns in the Guaranteed Rate Bowl, which are the most combined receiving touchdowns in a bowl

game since Jaxon Smith-Njigba and Marvin Harrison Jr. combined for six in the 2021 Rose Bowl. Only four wide receiver duos have combined for six or more touchdowns in a bowl game since 1996.

KANSAS CAREER RECEIVING TOUCHDOWNS

	NAME	TOUCHDOWNS	YEARS
1.	Dezmon Briscoe	31	2007-09
2.	Luke Grimm	23	2020-Present
3.	Steven Sims Jr.	19	2015-18
4.	Kerry Meier	18	2006-09
5.	Willie Vaughn	17	1985-88
	Bruce Adams	17	1972-74
7.	Mark Simmons	16	2002-05
8.	Dexton Fields	15	2005-08
9.	Lawrence Arnold	14	2020-Present
	Brandon Rideau	14	2001-04

KANSAS CAREER RECEIVING YARDS

	NAME	YARDS	YEARS
1.	Dezmon Briscoe	3,240	2007-09
2.	Steven Sims Jr.	2,582	2015-18
3.	Kerry Meier	2,309	2006-09
4.	Luke Grimm	2,287	2020-Pres.
5.	Willie Vaughn	2,266	1985-88
6.	Lawrence Arnold	2,177	2020-Pres.
6.	Mark Simmons	2,161	2002-05
8.	Richard Estell	1,997	1982-85
9.	Emmett Edwards	1,808	1972-74
10.	Bob Johnson	1,779	1981-83

100 YARD RECEIVING GAMES - LAST 10 SEASONS

6-111	Luke Grimm, Sr.	Lindenwood	2024
6-130	Quentin Skinner, Sr.	Arizona State	2024
4-135	Quentin Skinner, Sr.	Iowa State	2024
6-132	Lawrence Arnold, Sr.	UNLV	2023
4-160	Luke Grimm, Sr.	UNLV	2023
3-112	Lawrence Arnold, Sr.	Iowa State	2023
8-119	Lawrence Arnold, Jr.	Arkansas	2022
10-167	Luke Grimm, Jr.	Arkansas	2022
6-110	Devin Neal, So.	Oklahoma St.	2022
5-113	Lawrence Arnold, RS-So.	Oklahoma	2022
6-106	Mason Fairchild, Sr.	Oklahoma	2022
4-105	Luke Grimm, So.	West Virginia	2021
8-101	Kwamie Lassiter II, Sr.	TCU	2021
7-101	Kwamie Lassiter II, Sr.	Oklahoma	2021
5-122	Trevor Wilson, So.	Duke	2021
7-116	Kwamie Lassiter II, Sr.	TCU	2020
6-186	Stephon Robinson Jr., Jr.	Texas Tech	2019
7-109	Andrew Parchment, Jr.	Texas Tech	2019
5-131	Stephon Robinson Jr., Jr.	Oklahoma	2019
5-132	Andrew Parchment, Jr.	West Virginia	2019
8-100	Andrew Parchment, Jr.	Boston College	2019
8-121	Andrew Parchment, Jr.	Indiana State	2019
7-102	Pooka Williams Jr., Fr.	TCU	2018
5-113	Steven Sims Jr., Sr.	Kansas State	2018
9-233	Steven Sims Jr., Jr.	Kansas State	2017
5-102	Steven Sims Jr., Jr.	Texas Tech	2017
4-147	Steven Sims Jr., Jr.	SEMO	2017
5-127	LaQuvionte Gonzalez, Jr.	Kansas State	2016
9-124	Steven Sims Jr., So.	West Virginia	2016
6-106	LaQuvionte Gonzalez, Jr.	Oklahoma State	2016
9-101	Steven Sims Jr., So.	TCU	2016
8-131	LaQuvionte Gonzalez, Jr.	TCU	2016
4-114	Steven Sims Jr., So.	Ohio	2016
5-124	Steven Sims Jr., So.	Rhode Island	2016
6-115	Tre' Parmalee, Sr.	Oklahoma State	2015
5-128	Nigel King, Jr.	TCU	2014
7-137	Jimmay Mundine, Sr.	TCU	2014
5-101	Nigel King, Jr.	Iowa State	2014

**BALL-HAWKS**

- Kansas' cornerback duo of Bryant and Mello Dotson are among the best cornerback duos in the country. Both Bryant and Dotson were named Preseason All-Big 12 heading into the 2024 season and they currently lead the Big 12 Conference in interceptions this season.
- Bryant and Dotson have combined for 24 interceptions over their careers, which are the most among any cornerback duo in the country. The Jayhawk duo has combined for 82 starts over their careers (Dotson 43, Bryant 39).
- This year alone, Bryant and Dotson have combined for eight interceptions, which are the second among duos nationally this season.
- With three interceptions vs. Houston, Bryant moved into second in Kansas school history for career interceptions with 13. Bryant ties Jayhawk great Aqib Talib, who recorded 13 interceptions from 2005-08. Bryant is now trailing only College Football Hall of

BIG 12 CONFERENCE

2024 STANDINGS

	BIG 12	PCT	STREAK	OVERALL	PCT	STREAK
BYU	6-0	1.000	W6	9-0	1.000	W9
Colorado	5-1	.833	W3	7-2	.778	W3
Arizona State	4-2	.667	W2	7-2	.778	W2
Iowa State	4-2	.667	L2	7-2	.778	L2
Kansas State	4-2	.667	L1	7-2	.778	L1
West Virginia	4-2	.667	W2	5-4	.556	W2
TCU	4-3	.571	W1	6-4	.600	W1
Texas Tech	4-3	.571	L1	6-4	.600	L1
Baylor	3-3	.500	W3	5-4	.556	W3
Cincinnati	3-3	.500	L2	5-4	.556	L2
Houston	3-3	.500	W2	4-5	.444	W2
KANSAS	2-4	.333	W1	3-6	.333	W1
UCF	2-5	.286	L1	4-6	.400	L1
Utah	1-5	.167	L5	4-5	.444	L5
Arizona	1-5	.167	L5	3-6	.333	L5
Oklahoma State	0-7	.000	L7	3-7	.300	L7

THIS WEEK IN THE BIG 12

Friday, November 15

Houston at Arizona	FS1	9:15 p.m. CT
--------------------	-----	--------------

Saturday, November 16

Utah at Colorado	FOX	11:00 a.m. CT
Baylor at West Virginia	ESPN2	3:00 p.m. CT
Arizona State at Kansas State	ESPN	6:00 p.m. CT
Cincinnati at Iowa State	FOX	7:00 p.m. CT
Kansas at BYU	ESPN	9:15 p.m. CT

2024 PRESEASON ALL-BIG 12 FOOTBALL TEAM

Offense

Pos.	Name	School
QB	Shedeur Sanders	Colorado
RB	Ollie Gordon II*	Oklahoma State
RB	Tahj Brooks	Texas Tech
FB	Stevo Klotz	Iowa State
WR	Tetairoa McMillan	Arizona
WR	Kobe Hudson	UCF
WR	Jayden Higgins	Iowa State
WR	Brennan Presley	Oklahoma State
TE	Brant Kuithe	Utah
OL	Jonah Savaiinaea	Arizona
OL	Luke Kandra	Cincinnati
OL	Dalton Cooper	Oklahoma State
OL	Joe Michalski	Oklahoma State
OL	Wyatt Milum	West Virginia
PK	Tyler Loop	Arizona
KR/PR	Drae McCray	Texas Tech

Defense

Pos.	Name	School
DL	Tyler Batty	BYU
DL	Dontay Corleone	Cincinnati
DL	B.J. Green II	Colorado
DL	Lee Hunter	UCF
DL	Junior Tafuna	Utah
LB	Jacob Manu	Arizona
LB	Nick Martin	Oklahoma State
LB	Collin Oliver	Oklahoma State
DB	Tacario Davis	Arizona
DB	Travis Hunter&	Colorado
DB	Jeremiah Cooper	Iowa State
DB	Cobee Bryant	Kansas
DB	Mello Dotson	Kansas
P	Jack Bouwmeester	Utah

\* Offensive Player of the Year

& Defensive Player of the Year

2024 PRESEASON POLL

1.	Utah (20)	906
2.	Kansas State (19)	889
3.	Oklahoma State (14)	829
4.	Kansas (5)	772
5.	Arizona (3)	762
6.	Iowa State	661
7.	West Virginia	581
8.	UCF	551
9.	Texas Tech	532
10.	TCU	436
11.	Colorado	400
12.	Baylor	268
13.	BYU	215
14.	Cincinnati	196
15.	Houston	157
16.	Arizona State	141



Fame member Ray Evans' 17 interceptions set from 1941-42 and 1946-47.

• Bryant made history in the Jayhawks' 42-14 victory over Houston on Oct. 19, as Bryant recorded three interceptions, tying the Kansas school record for single game interceptions. Bryant was awarded the Bronko Nagurski National Defensive Player of the Week, Big 12 Defensive Player of the Week, Paycom Jim Thorpe Award Defensive Back of the Week, Reese's Senior Bowl Co-Defensive Player of the Week and East-West Shrine Bowl Defensive Player of the Week for his performance.

• Bryant is the only player in FBS this season with three interceptions in a game. He's also the first power-four player with three interceptions since Notre Dame's Benjamin Morrison had three in 2022.

• Bryant's 13 interceptions are the second most among all power-four cornerbacks, trailing only Nohl Williams of Cal.

• Dotson can hold down his side of the field, as the senior from Daytona Beach, Florida, has notched 11 career interceptions, which rank as the sixth most in the FBS. Dotson's 11 career interceptions are tied for the fourth most in school history.

• Not only do Bryant and Dotson lead the power-four in career interceptions as a duo, but they also lead in career defensive touchdowns (6) and passes defended (66).

• Last week vs. Iowa State, Dotson notched his 11th career interception, which he then returned for a 25-yard touchdown, his fourth of his career. Dotson's four career interception returns for touchdowns are the most among FBS cornerbacks and are the most in KU school history.

• With his performance in the win over Iowa State, Dotson was named the Big 12 Conference Co-Defensive Player of the Week and the Paycom Jim Thorpe Award Defensive Back of the Week.

• Over his career, Bryant has two interception return touchdowns (at Texas, 2021; at West Virginia, 2022), a blocked field goal returned for a touchdown (vs. Tennessee Tech, 2022) and a fumble recovery for a touchdown (vs. BYU, 2023).

• In 2023, the Kansas cornerback duo of Dotson and Bryant combined for eight interceptions in 2023, the most by a KU cornerback duo since 2007 (10 – Justin Thornton, Aqib Talib). The duo has already combined for seven interceptions this season.

• In 2023, Kansas' four defensive touchdowns (3 INT, 1 fumble recovery) were the most in the Big 12 Conference and sixth most nationally among power five programs.

• Kansas' defense allowed just 216.7 passing yards per game in 2023, which was the fewest in a season since 2002 (216.2).

• Kansas' cornerback duo has earned preseason notoriety as Bryant has been named to the Bronko Nagurski Award Watch List, Jim Thorpe Preseason Watch List, Bednarik Award Watch List, Preseason All-Big 12 Defense Team, Lott IMPACT Trophy Watch List, Phil Steele Second Team Preseason All-America, Phil Steele Preseason All-Big 12 First Team, Athlon Preseason All-Big 12 First Team and East-West Shrine Bowl 1000 Watch List.

• Dotson entered the 2024 season with a number of preseason honors, including Preseason All-Big 12 Defense, Phil Steele Preseason All-Big 12 Second Team, Athlon Preseason All-Big 12 Second Team and the East-West Shrine Bowl 1000 Watch List.

2024 BIG 12 INTERCEPTION LEADERS

NAME	TEAM	INT.
1. Cobee Bryant	Kansas	4
Mello Dotson	Kansas	4
Jontez Williams	Iowa State	4
AJ Haulcy	Houston	4
5. Chapman Lewis	Texas Tech	3

CAREER INTERCEPTIONS AMONG POWER FOUR CBs

NAME	TEAM	INT.
1. Nohl Williams	Cal	14
2. Cobee Bryant	Kansas	13
3. Mello Dotson	Kansas	11
Antavious Lane	UNC	11
Jakob Robinson	BYU	11
Billy Bowman Jr.	Oklahoma	11

KU CAREER INTERCEPTION TOUCHDOWN RETURNS

NAME	NO.	YEARS
Mello Dotson	4	2020-Pres.
Cobee Bryant	2	2020-Pres.
Aqib Talib	2	2005-07
Patrick Brown	2	1995-98
Roger Foote	2	1978, 80-82

JAYHAWKS WITH 4+ INT IN A SEASON (SINCE 2000)

NAME	YEAR	NO.
Charles Gordon	2004	7
Aqib Talib	2006	6
Remuise Johnson	2002	6
Aqib Talib	2007	5
Justin Thornton	2007	5
Darrell Stuckey	2008	5
Isaiah Johnson	2013	5
Cobee Bryant	2024	4
Mello Dotson	2024	4
Cobee Bryant	2023	4
Mello Dotson	2023	4
Fish Smithson	2016	4
Theo Baines	2005	4

OFF THE EDGE

• Kansas has brought pressure from all angles this season, as defensive end Jereme Robinson leads the team with 5.5 sacks, followed by Dean Miller's 4.5 sacks and linebacker JB Brown's 4.0 sacks.

• Robinson, a redshirt senior from Montgomery, Ala., has the fourth most sacks this season in the Big 12 Conference with 5.5.

• Kansas' 22.0 sacks through nine games ranks as the third most in the Big 12 Conference so far this season.

• In the 42-14 Homecoming win over Houston on Oct. 19, Kansas sacked Houston' quarterbacks seven times, which are tied for the sixth-most in a single game in FBS this season.

• The Jayhawks also got after Iowa State's quarterback last week, as Robinson, Miller and defensive tackle Caleb Taylor all recorded sacks in the win.

• At defensive end, Robinson leads the team with 5.5 sacks for 25 yards this season. Over his career, Robinson has tallied 14.0 sacks, including a career-high 5.5 sacks this season. Robinson has notched a sack in five of nine games this season with sacks vs. Iowa State (1) at Kansas State (1), West Virginia (1), vs. UNLV (1.5) and Lindenwood (1).

• Redshirt junior Dean Miller has made a great impact on the pass rush for Kansas, recording 4.5 sacks this season. Following a 2.0 sack performance vs. Houston, Miller added another sack in the win over Iowa State on Nov. 9.

• A transfer from College of the Canyons following the 2021 season, Miller has taken the necessary steps to become an impact player for the Jayhawks in 2024.

• Entering the 2023 season, Miller was listed at 200 lbs. at defensive end. Miller credits dedication to nutrition and strength and conditioning to progress to 235 lbs. entering the 2024 season.

• Linebacker JB Brown has made an impact blitzing from the linebacker position, notching a career-high 4.0 sacks for 23 yards this season. Brown, a transfer from Bowling Green in 2022, had 3.5 sacks over his career entering the 2024 season.

• Grant's 3.0 sacks are tied for the most in the Big 12 among safeties (tied with Kendal Daniels, Oklahoma State), while also tying for third most nationally among safeties.

• Eight different Jayhawks have gotten in on the action this season, including two sacks from redshirt junior DJ Withers in the win over Houston. The pair of sacks, which came on back-to-back plays, were Withers' first and second sacks of his career.

• The Kansas defense has done more than just get to the quarterback. Kansas has recorded 55 tackles-for-loss so far this season for a total of 216 yards. The Jayhawks rank fourth in the Big 12 in team tackles-for-loss this season.

• Kansas recorded 12.0 tackles-for-loss in the win over Houston, which were the most tackles-for-loss since accounting for 12.0 vs. Tennessee Tech on Sept. 2, 2022. It was also Kansas' most tackles-for-loss in a Big 12 Conference game since tallying 12 vs. Kansas State on Oct. 12, 2018.

• Robinson and Miller, among others, look to fill a spot left by Austin Booker from a season ago, who was awarded the Big 12 Defensive Newcomer of the Year in 2023. Booker finished the 2023 season

AWARDS WATCH

Name	Honors
Lawrence Arnold	Biletnikoff Award Watch List Athlon Preseason All-Big 12 Second Team Earl Campbell Tyler Rose Award Reese's Senior Bowl Watch List East-West Shrine Bowl 1000 Watch List
Logan Brown	Athlon Preseason All-Big 12 Fourth Team East-West Shrine Bowl 1000 Watch List
JB Brown	Athlon Preseason All-Big 12 Third Team Phil Steele Preseason All-Big 12 Fourth Team Reese's Senior Bowl Watch List
Cobee Bryant	Nagurski National Defensive Player of the Week - Oct. 22 Big 12 Defensive Player of the Week - Oct. 21 East-West Shrine Bowl Defensive Player of the Week - Oct. 21 Reese's Senior Bowl Co-Defensive Player of the Week - Oct. 21 Bronko Nagurski Watch List Jim Thorpe Award Preseason Watch List Bednarik Award Watch List Preseason All-Big 12 Defense Team Lott IMPACT Trophy Watch List Phil Steele Second Team Preseason All-America Phil Steele Preseason All-Big 12 First Team Athlon Preseason All-Big 12 First Team Reese's Senior Bowl Watch List East-West Shrine Bowl 1000 Watch List Big 12 Defensive Player of the Week (10/21) East-West Shrine Bowl Def. Player of the Week (10/21) Reese's Senior Bowl Co-Def. Player of the Week (10/21) FWAA National Defensive Player of the Week (10/22)
Bryce Cabeldue	Athlon Preseason All-Big 12 Fourth Team East-West Shrine Bowl 1000 Watch List
Jared Casey	William V. Campbell Trophy Semifinalist Allstate Wuerffel Trophy Watch List
Jalon Daniels	Davey O'Brien Great 8 - Nov. 11 Manning Award Star of the Week - Nov. 11 Maxwell Award Watch List Walter Camp Preseason Watch List Comeback Player of the Year Award Watch List Davey O'Brien Award Watch List Johnny Unitas Golden Arm Award Watch List Athlon Preseason All-Big 12 First Team Reese's Senior Bowl Watch List East-West Shrine Bowl 1000 Watch List
Mello Dotson	Big 12 Defensive Player of the Week - Nov. 11 Paycom Jim Thorpe Award DB of the Week - Nov. 11 Preseason All-Big 12 Defense Team Phil Steele Preseason All-Big 12 Second Team Athlon Preseason All-Big 12 Second Team Reese's Senior Bowl Watch List East-West Shrine Bowl 1000 Watch List
Michael Ford Jr.	Athlon Preseason All-Big 12 Second Team Phil Steele Preseason All-Big 12 Third Team East-West Shrine Bowl 1000 Watch List
Bryce Foster	East-West Shrine Bowl 1000 Watch List Reese's Senior Bowl Watch List
Marvin Grant	Athlon Preseason All-Big 12 Fourth Team
Luke Grimm	East-West Shrine Bowl 1000 Watch List Reese's Senior Bowl Watch List
Daniel Hishaw Jr.	Doak Walker Award Watch List
Luke Hosford	Phil Steele Preseason All-Big 12 Fourth Team Patrick Mannelly Award Preseason Watch List
Devin Neal	Jason Witten Collegiate Man of the Year Semifinalist East-West Shrine Bowl Offensive Player of the Week - Nov. 11 Maxwell Award Watch List Doak Walker Award Watch List Phil Steele Second Team All-Big 12 Phil Steele Fourth Team Preseason All-America Athlon Preseason All-Big 12 Second Team Jason Witten Collegiate Man of the Year Watch List Reese's Senior Bowl Watch List East-West Shrine Bowl 1000 Watch List
Jereme Robinson	Athlon Preseason All-Big 12 Second Team Phil Steele Preseason All-Big 12 Second Team Reese's Senior Bowl Watch List
Quentin Skinner	Phil Steele Preseason All-Big 12 Third Team Reese's Senior Bowl Watch List Burlsworth Trophy Walk-On of the Week (10/8)
Darrell Simmons Jr.	East-West Shrine Bowl 1000 Watch List



with 8.0 sacks, before being drafted by the Chicago Bears in the 2024 NFL Draft at pick No. 144 in the 5th round.

ACADEMIC EXCELLENCE

- Entering the 2024 season, 27 Jayhawks have already obtained their degree including, Tevita Ahoafi-Noa, Tabor Allen, Lawrence Arnold, Taiwan Berryhill, JB Brown, Logan Brown, Javier Derritt, Dre Doiron, Mello Dotson, Dylan Downing, Emory Duggar, Jalen Dye, Ben Easters, Doug Emilien, Michael Ford, Jayson Gilliom, Marvin Grant, DeShawn Hanika, Luke Hosford, Torry Locklin, Ron McGee, Sevion Morrison, Jerome Robinson, Darrell Simmons, Quentin Skinner, Trevor Wilson and Dylan Wudke.
- In the spring of 2024, the Kansas Football team held a cumulative GPA of 3.20, which was the second-highest term GPA in program history. The Jayhawks have now had five consecutive semesters with a cumulative GPA over 3.0.
- During the 2024 Spring semester, 14 Jayhawks registered a perfect 4.0 GPA. In the last two years, Kansas has had four individuals named CSC Academic All-America, including Jalon Daniels in 2022. Prior to 2022, Kansas has had 10 individuals named Academic All-America since 1964.
- Kansas’ Jared Casey and Jayson Gilliom were recently awarded the Dr. Gerald Lage Academic Achievement Award, the highest academic achievement in the Big 12 conference
- The Jayhawks also put in work outside of the classroom. Each offseason, the Jayhawks engage in community service around the Lawrence community. During the summer of 2024, the Jayhawks contributed 466 hours of community service. Kansas football has contributed 300+ hours of community service over the last five summers.

KANSAS VS. RANKED OPPONENTS

- Saturday’s game between Kansas and BYU marks the Jayhawks’ third-straight game against a ranked opponent after falling to No. 16 Kansas State, 29-17 on Oct. 26, and defeating No. 17 Iowa State, 45-36 on Nov. 9.
- The three-game stretch against ranked opponents marks the first time since 2020 that Kansas has played three-straight ranked opponents.
- With BYU ranked at No. 7 in the week 12 AP Poll, it will be Kansas’ highest ranked road opponent since taking on No. 3 Texas on Sept. 30, 2023.
- The win over No. 17 Iowa State marked Kansas’ third win over a ranked opponent under head coach Lance Leipold, previously defeating No. 8 Oklahoma, 38-33 on Oct. 28, 2023 and No. 18 Oklahoma State, 38-17 on Nov. 5, 2022.
- Prior to Leipold’s arrival in 2021, Kansas was 0-43 against top-25 foes between 2010-2021 with its last win coming against No. 15 Georgia Tech on Sept. 11, 2010.
- The Jayhawks are 29-184-2 all-time against ranked opponents, including 10-96-2 against opponents ranked in the top-10 all-time.

THE UNIVERSITY OF KANSAS GATEWAY DISTRICT

- Just over a year ago, on August 15, the University of Kansas and Kansas Athletics announced its plans for the transformational Gateway District, which will feature a reimaged David Booth Kansas Memorial

Stadium, a new conference center and multi-use facilities that will enable year-round use and drive economic development in Lawrence.

- Plans for the district also include a combination of new retail, dining and other amenities that will drive student recruitment and enhance the campus experience for KU students and employees.
- The project will be completed in a multi-phased approach. The first phase of the project will include additional renovations to, and expansion of, Anderson Family Football Complex, the training hub for Kansas Football. Additionally, the first phase will include the construction of new southwest, west, and north sides of David Booth Kansas Memorial Stadium, as well as a new conference center on the north end.
- Construction on the first phase began following the 2023 football season and will be completed by the beginning of the 2025 season. Kansas Football will play in the Kansas City Metro for all six of its home games in 2024, before returning to David Booth Kansas Memorial Stadium in time for the 2025 season.

KANSAS VS. BYU CONNECTIONS

- Kansas and BYU meet for the second time in as many years on Saturday, while the schools share several commonalities on the field and on staff.
- Kansas tight end Tevita Ahoafi-Noa is the lone Jayhawk that is from the State of Utah. Noa played his prep career at Highland high school in Salt Lake City before playing at Snow College in Ephraim, Utah.
- While BYU has no players from the State of Kansas, Darius Lassiter is the brother of former Jayhawks Kwinton Lassiter (2020-23) and Kwamie Lassiter II (2016-21). Their father, the late Kwamie Lassiter played at KU from 1992-94 and led Kansas to a victory in the 1992 Aloha Bowl, which game against BYU.
- Kansas assistant head coach and offensive coordinator Jeff Grimes had two stints in Provo over his career, including serving as the BYU offensive line coach from 2004-06 and more recently as the offensive coordinator from 2018-2020.

A KANSAS WIN WOULD ...

- Move Kansas to 610-685-58 all-time, including 21-27 in the Lance Leipold era. Leipold’s career record would improve to 167-66 overall.
- Improve Kansas to 3-0 over BYU all-time, including 1-0 in games played in Provo.
- Move Kansas to 3-4 in Big 12 Conference play this season and 8-8 since the start of the 2023 season. Prior to Leipold’s arrival, Kansas was 8-98 in Big 12 Conference games from 2009-2020.
- Be Kansas’ first win over a top-10 opponent on the road since defeating No. 4 Colorado on Oct. 7, 1995, 40-24.
- Give Kansas back-to-back wins over ranked opponents for the first time since 1995, when Kansas defeated No. 4 Colorado on Oct. 7, 1995, followed by a 38-17 win over No. 15 Oklahoma on Oct. 21, 1995. It would be Kansas’ first back-to-back ranked wins in consecutive weeks for the first time in program history.
- Improve Kansas to 30-185-2 against AP ranked teams including 11-96-2 against opponents ranked in the top-10 all-time.

HOW THE JAYHAWKS GRADED OUT

All grades and data via PFF (Min. 10 Snaps)

WEEK 11 VS. BYU

OFFENSE

Name	Position	Grade	Snaps
Trevor Kardell	TE	92.5	40
Jalon Daniels	QB	92.2	72
Quentin Skinner	WR	83.1	43
Devin Neal	RB	79.1	50
Bryce Cabeldue	LT	73.7	44
Logan Brown	RT	72.3	72
Daniel Hishaw Jr.	RB	69.3	23
Torry Locklin	WR	68.0	26
Bryce Foster	C	67.9	72
Kobe Baynes	RG	66.0	72

DEFENSE

Name	Position	Grade	Snaps
Mello Dotson	CB	85.1	63
Dylan Wudke	DE	74.9	28
Marvin Grant	S	74.4	45
Jerome Robinson	DE	70.1	39
Caleb Taylor	DT	68.2	33
DJ Withers	DT	66.9	31
JB Brown	LB	65.9	54
Taylor Davis	S	61.5	50
OJ Burroughs	S	59.5	62
Dean Miller	DE	58.5	36

JAYHAWKS IN THE NFL

As of November 10, 2024 \* Indicates Practice Squad



AUSTIN BOOKER  
Chicago Bears  
1st Season



HAKEEM ADENIJI  
Cleveland Browns  
5th Season



EARL BOSTICK JR.  
Dallas Cowboys  
3rd Season



DOMINICK PUNI  
San Francisco 49ers  
1st Season



STEVEN SIMS JR.  
Houston Texans  
6th Season



JASON BEAN\*  
Indianapolis Colts  
1st Season



DORANCE ARMSTRONG  
Washington Commanders  
7th Season




KYRION JOHNSON\*  
Tennessee Titans  
3rd Season

JAYHAWKS IN THE NFL SCHEDULE - WEEK 11


All times Central

Date	Player	Teams
Nov. 14 (7:15 p.m.)	Dorance Armstrong	WAS at PHI
Nov. 17 (12 p.m.)	Austin Booker	GB at CHI
Nov. 17 (12 p.m.)	Hakeem Adeniji	CLE at NO
Nov. 17 (12 p.m.)	Kyrion Johnson	MINN at TENN
Nov. 17 (12 p.m.)	Jason Bean	IND at NYJ
Nov. 17 (3:05 p.m.)	Dominick Puni	SEA at SF
Nov. 18 (7:15 p.m.)	Earl Bostick Jr.	HOU at DAL
Nov. 18 (7:15 p.m.)	Steven Sims Jr.	HOU at DAL



**KANSAS JAYHAWKS**  
3-6, 2-4 Big 12  
Saturday, Nov. 23, 2024 | Kansas City, Mo.

Series:  
In Lawrence:  
In Boulder:  
Neutral:



**#18 COLORADO BUFFALOES**  
7-2, 5-1 Big 12  
Colorado leads 42-25-3  
Colorado leads 17-16-3  
Colorado leads 24-9  
Colorado leads 1-0

Last 5 Meetings

2006	Lawrence	W	20-15
2007	Boulder	W	19-14
2008	Lawrence	W	30-14
2009	Boulder	L	30-34
2010	Lawrence	W	52-45

**UP NEXT**

Kansas will renew a longtime conference rivalry on Saturday, Nov. 23 at 2:30 p.m., when Colorado comes to GEHA Field at Arrowhead Stadium for Senior Day.

Kansas and Colorado were conference rivals from 1948-2010, competing together in the Big Seven (1948-57), Big Eight (1958-96) and Big 12 (1997-2010). Colorado leads the all-time series 42-25-3, which includes a slight, 17-16-3 edge over the Jayhawks in Lawrence.

This will be the first meeting between the Jayhawks and Buffaloes since 2010, when Kansas claimed a 52-45 victory in Lawrence. Prior to Colorado departing the Big 12 for the PAC-12 Conference, Kansas had won four of its last five meetings against the Buffs.

Following Senior Day vs. Colorado, Kansas will conclude the 2024 regular season with a trip to Waco, Texas, to face Baylor on Saturday, Nov. 30.



## OPPONENT BREAKDOWN



**#7 BYU COUGARS**  
9-0, 6-0 Big 12



**HEAD COACH KALANI SITAKE**

Career Record: 70-41 (9th Season)  
Record at BYU: 70-41 (9th Season)

### BYU STATISTICAL LEADERS

PASSING	Comp	Att	Yds	Int	Pct	TD	YPG
Jake Retzlaff	152	262	2,091	7	58.0	18	232.3

RUSHING	Att	Yds	Avg	TD	Lg	Avg/G
LJ Martin	75	425	5.7	5	39	70.8
Hinckley Ropati	57	322	5.6	1	26	53.7
Jake Retzlaff	71	291	4.1	4	29	32.3
Enoch Nawahine	29	98	3.4	1	12	16.3

RECEIVING	Rec	Yds	Avg	TD	Lg	Avg/G
Chase Roberts	37	588	15.9	4	62	65.3
Darius Lassiter	35	550	15.7	4	57	68.8
Keelan Marion	13	220	16.9	1	52	24.4
Keanu Hill	11	102	9.3	1	20	11.3

DEFENSE	Solo	Ast	Total	TFL-Yds	Sacks-Yds	INT-Yds
Harrison Taggart	29	28	57	1.5-4	0-0	1-15
Isaiah Glasker	28	16	44	9.5-32	2.0-21	2-27
Crew Wakley	30	10	40	1.0-11	1.0-11	2-0
Jack Kelly	21	14	35	7.0-42	4.0-33	0-0
Tyler Batty	18	12	30	3.0-8	1.0-5	1-0

## LAST TIME OUT

Sept. 23, 2023 | Lawrence, Kan. | David Booth Kansas Memorial Stadium | Attendance: 47,233

	1	2	3	4	Final
BYU (3-1, 0-1 Big 12)	7	10	3	7	27
Kansas (4-0, 1-0 Big 12)	14	0	14	10	38

### SCORING SUMMARY

TEAM	QTR	TIME	DRIVE	BYU	KAN
KAN	1st	10:38	C.Bryant 22 yd fumble return (S.Keller kick)	0	7
BYU	1st	05:48	D.Lassiter 7 yd pass from K.Slovic (W.Ferrin kick)	7	7
KAN	1st	01:33	T.Kardell 15 yd pass from J.Daniels (S.Keller kick)	7	14
BYU	2nd	11:00	L.Martin 10 yd pass from K.Slovic (W.Ferrin kick)	14	14
BYU	2nd	00:13	W.Ferrin 33 yd FG	17	14
KAN	3rd	14:38	K.Logan Jr. 30 yd interception return (S.Keller kick)	17	21
BYU	3rd	10:55	W.Ferrin 34 yd FG	20	21
KAN	3rd	04:53	L.Grimm 5 yd pass from J.Daniels (S.Keller kick)	20	28
KAN	4th	13:36	L.Grimm 13 yd pass from J.Daniels (S.Keller kick)	20	35
BYU	4th	08:02	K.Marion 6 yd rush (W.Ferrin kick)	27	35
KAN	4th	01:33	S.Keller 23 yd FG	27	38

TEAM STATS	BYU	KAN
FIRST DOWNS	23	23
Rushing	1	14
Passing	19	8
Penalty	3	1
NET YARDS RUSHING	9	221
Rushing Attempts	22	37
Average Per Rush	0.4	6.0
Rushing Touchdowns	1	0
Yards Gained Rushing	48	238
Yards Lost Rushing	39	17
NET YARDS PASSING	357	130
Completions-Attempts-Int	30-51-2	14-19-0
Average Per Attempt	7.0	6.8
Average Per Completion	11.9	9.3
Passing Touchdowns	2	3
TOTAL OFFENSE YARDS	366	351
Total offense plays	73	56
Average Gain Per Play	5.0	6.3
Fumbles: Number-Lost	2-1	0-0
Penalties: Number-Yards	3-30	7-70
PUNTS-YARDS	1-35	2-84
Average Yards Per Punt	35.0	42.0
Net Yards Per Punt	22	42
Inside 20	0	1
50+ Yards	0	0
Touchbacks	0	0
Fair catch	0	2
KICKOFF-YARDS	6-360	7-455
Average Yards Per Kickoff	60.0	65.0
Net Yards Per Kickoff	39.7	40
Kickoff returns: Number-Yds-TD	1-25-0	3-47-0
Average Per Return	25.0	15.7
Interceptions: Number-Yds-TD	0-0-0	2-54-1
Fumble Returns: Number-Yds-TD	0-0-0	1-22-1
Miscellaneous Yards	0	0
Possession Time	30:05	29:55
1st Quarter	06:36	08:24
2nd Quarter	10:18	04:42
3rd Quarter	06:44	08:16
4th Quarter	06:27	08:33
Third-Down Conversions	6-14	4-8
Fourth-Down Conversions	2-4	0-1
Red-Zone Scores-Chances	5-5	4-4
Touchdowns	3-5	3-4
Field goals	2-5	1-4
Sacks By: Number-Yards	1-12	3-26
PAT Kicks	3-3	5-5
2Pts Conversions	0-0	0-0
Field Goals	2-2	1-1
Points off Turnover	0	21

PASSING STATS	COMP./ATT./INT.	YDS	TD	LONG	SACK
Jalon Daniels	14-19-0	130	3	24	1
<b>Total</b>	<b>14-19-0</b>	<b>130</b>	<b>3</b>	<b>24</b>	<b>1</b>

RUSHING STATS	ATT.	YARDS	TD	LONG	AVG.
Devin Neal	17	91	0	21	5.4
Daniel Hishaw	8	60	0	24	7.5
Jalon Daniels	9	54	0	17	6.0
Dylan McDuffie	2	17	0	14	8.5
<b>Total</b>	<b>37</b>	<b>221</b>	<b>0</b>	<b>24</b>	<b>6.0</b>

RECEIVING STATS	REC.	YARDS	YAC	TD	LONG
Lawrence Arnold	4	34	8	0	17
Devin Neal	3	14	15	0	11
Jared Casey	2	27	13	0	24
Quentin Skinner	2	22	10	0	21
Luke Grimm	2	18	0	2	13
Trevor Kardell	1	15	0	1	15
<b>Total</b>	<b>14</b>	<b>130</b>	<b>46</b>	<b>3</b>	<b>24</b>

DEFENSIVE STATS	TKLS	SACKS	TFL	FF/FR	INT	PBU	QBH
Austin Booker	6-1-7	1.5-15	2.5-18	0/0	0-0	0	0
O.J. Burroughs	5-1-6	0.0-0	0.5-1	0/0	0-0	1	0
Kenny Logan Jr.	3-1-4	0.0-0	0.0-0	0/0	1-30	2	0
Rich Miller	1-3-4	0.0-0	0.0-0	0/0	0-0	0	0
Cobee Bryant	3-0-3	0.0-0	1.0-11	1/1-22	1-24	0	0
Cornell Wheeler	3-0-3	0.0-0	1.0-3	1/0	0-0	0	1
JB Brown	3-0-3	1.0-10	1.0-10	0/0	0-0	0	0
Jerome Robinson	1-2-3	0.5-1	1.0-2	0/0	0-0	1	0

## TEAM COMPARISON



## NCAA TEAM RANKINGS

Category	KU	BYU
Rushing Offense	13th	62nd
Passing Offense	84th	55th
Total Offense	41st	56th
Scoring Offense	39th	27th
Rushing Defense	72nd	68th
Passing Defense	88th	21st
Total Defense	81st	28th
Scoring Defense	77th	24th
Net Punting	127th	53rd
Punt Returns	103rd	36th
Kickoff Returns	123rd	5th
Turnover Margin	52nd	8th
Time of Possession	40th	21st

## KANSAS RANKINGS

Category	Avg./Game	Big 12	NCAA
Rushing Offense	213.6	2nd	13th
Passing Offense	207.4	12th	84th
Total Offense	421.0	7th	41st
Scoring Offense	31.7	7th	39th
Rushing Defense	149.4	10th	72nd
Passing Defense	233.4	12th	88th
Total Defense	382.9	11th	81st
Scoring Defense	25.9	9th	77th
Net Punting	35.0	16th	127th
Punt Returns	5.2	13th	103rd
Kickoff Returns	16.2	16th	123rd
Turnover Margin	+0.2	5th	52nd
Time of Possession	31:04	6th	40th

## BYU RANKINGS

Category	Avg./Game	Big 12	NCAA
Rushing Offense	163.1	9th	62nd
Passing Offense	239.0	8th	55th
Total Offense	402.1	9th	56th
Scoring Offense	33.7	2nd	27th
Rushing Defense	146.6	9th	68th
Passing Defense	176.9	3rd	21st
Total Defense	323.4	3rd	28th
Scoring Defense	19.8	3rd	24th
Net Punting	39.9	6th	53rd
Punt Returns	11.0	5th	36th
Kickoff Returns	27.0	1st	5th
Turnover Margin	+1.1	1st	8th
Time of Possession	31:59	3rd	21st

## SERIES HISTORY

<b>Series:</b>	Kansas leads 2-0		
<b>In Lawrence:</b>	Kansas leads 1-0		
<b>In Provo:</b>	First Meeting		
<b>Neutral:</b>	Kansas leads 1-0		
12/25/92	Honolulu	W	23-20
9/23/23	Lawrence	W	38-27



## OPPONENT SCHEDULES



### LINDENWOOD

Aug. 29, 2024 | W, 48-3  
Children's Mercy Park  
Kansas City, Kan. | ESPN+

#### 2024 SCHEDULE

Aug. 29	at Kansas	L, 3-48
Sept. 7	CENTRAL ARKANSAS	L, 13-34
Sept. 14	at Missouri State	L, 14-28
Sept. 21	ST. THOMAS	W, 64-0
Sept. 28	at Eastern Illinois	W, 28-25
Oct. 5	TENNESSEE STATE	L, 20-24
Oct. 12	CHARLESTON SOUTHERN	W, 29-14
Oct. 19	at Gardner-Webb	L, 35-42
Oct. 26	WESTERN ILLINOIS	W, 49-38
Nov. 2	at Tennessee Tech	L, 10-52
Nov. 9	SOUTHEAST MISSOURI STATE	W, 24-12
Nov. 23	at UT-Martin	

2024 Record: 5-6 (4-3 Big South-OVC)



### AT ILLINOIS

Sept. 7, 2024 | L, 17-23  
Memorial Stadium  
Champaign, Ill. | FS1

#### 2024 SCHEDULE

Aug. 29	EASTERN ILLINOIS	W, 45-0
Sept. 7	KANSAS	W, 23-17
Sept. 14	CENTRAL MICHIGAN	W, 30-9
Sept. 20	at Nebraska	W, 31-24 (OT)
Sept. 28	at Penn State	L, 7-21
Oct. 12	PURDUE	W, 50-49 (OT)
Oct. 19	MICHIGAN	W, 21-7
Oct. 26	at Oregon	L, 9-38
Nov. 2	MINNESOTA	L, 17-25
Nov. 16	MICHIGAN STATE	
Nov. 23	at Rutgers	
Nov. 30	at Northwestern	

2024 Record: 6-3 (3-3 Big 10)



### UNLV

Sept. 13, 2024 | L, 20-23  
Children's Mercy Park  
Kansas City, Kan. | ESPN

#### 2024 SCHEDULE

Aug. 31	at Houston	W, 27-7
Sept. 7	UTAH TECH	W, 72-14
Sept. 13	at Kansas	W, 23-20
Sept. 28	FRESNO STATE	W, 59-14
Oct. 4	SYRACUSE	L, 41-44 (OT)
Oct. 11	at Utah State	W, 50-34
Oct. 19	at Oregon State	W, 33-25
Oct. 25	BOISE STATE	L, 24-29
Nov. 9	at Hawaii	W, 29-27
Nov. 16	SAN DIEGO STATE	
Nov. 22	at San Jose State	
Nov. 30	NEVADA	

2024 Record: 7-2 (3-1 MWC)



### AT WEST VIRGINIA

Sept. 21, 2024 | L, 28-32  
Milan Puskar Stadium  
Morgantown, W. Va. | ESPN2

#### 2024 SCHEDULE

Aug. 31	PENN STATE	L, 12-34
Sept. 7	ALBANY	W, 49-14
Sept. 14	at Pittsburgh	L, 34-38
Sept. 21	KANSAS	W, 32-28
Oct. 5	at Oklahoma State	W, 38-14
Oct. 12	IOWA STATE	L, 16-28
Oct. 19	KANSAS STATE	L, 18-45
Oct. 26	at Arizona	W, 31-26
Nov. 9	at Cincinnati	W, 31-24
Nov. 16	BAYLOR	
Nov. 23	UCF	
Nov. 30	at Texas Tech	

2024 Record: 5-4 (4-2 Big 12)



### TCU

Sept. 28, 2024 | L, 27-38  
GEHA Field at Arrowhead Stadium  
Kansas City, Mo. | ESPN+

#### 2024 SCHEDULE

Aug. 30	at Stanford	W, 34-27
Sept. 7	LIU	W, 45-0
Sept. 14	UCF	L, 34-35
Sept. 21	at SMU	L, 42-66
Sept. 28	at Kansas	W, 38-27
Oct. 4	HOUSTON	L, 19-30
Oct. 19	at Utah	W, 13-7
Oct. 26	TEXAS TECH	W, 35-34
Nov. 2	at Baylor	L, 34-37
Nov. 9	OKLAHOMA STATE	W, 38-13
Nov. 23	ARIZONA	
Nov. 30	at Cincinnati	

2024 Record: 6-4 (4-3 Big 12)



### AT ARIZONA STATE

Oct. 5, 2024 | L, 31-35  
Mountain America Stadium  
Tempe, Ariz. | ESPN2

#### 2024 SCHEDULE

Aug. 31	WYOMING	W, 48-7
Sept. 7	MISSISSIPPI STATE	W, 30-23
Sept. 12	at Texas State	W, 31-28
Sept. 21	at Texas Tech	L, 22-30
Oct. 5	KANSAS	W, 35-31
Oct. 11	UTAH	W, 27-19
Oct. 19	at Cincinnati	L, 14-24
Nov. 2	at Oklahoma State	W, 42-21
Nov. 9	UCF	W, 35-31
Nov. 16	at Kansas State	
Nov. 23	BYU	
Nov. 30	at Arizona	

2024 Record: 7-2 (4-2 Big 12)



### HOUSTON

Oct. 19, 2024 | W, 42-14  
GEHA Field at Arrowhead Stadium  
Kansas City, Mo. | ESPN+

#### 2024 SCHEDULE

Aug. 31	UNLV	L, 7-27
Sept. 7	at Oklahoma	L, 12-16
Sept. 14	RICE	W, 33-7
Sept. 21	at Cincinnati	L, 0-34
Sept. 28	IOWA STATE	L, 0-20
Oct. 4	at TCU	W, 30-19
Oct. 19	at Kansas	L, 14-42
Oct. 26	UTAH	W, 17-14
Nov. 2	KANSAS STATE	W, 24-19
Nov. 15	at Arizona	
Nov. 23	BAYLOR	
Nov. 30	at BYU	

2024 Record: 4-5 (3-3 Big 12)



### AT #16 KANSAS STATE

Oct. 26, 2024 | L, 27-29  
Bill Snyder Family Stadium  
Manhattan, Kan. | ESPN2

#### 2024 SCHEDULE

Aug. 31	UT MARTIN	W, 41-6
Sept. 7	at Tulane	W, 34-27
Sept. 13	ARIZONA	W, 31-7
Sept. 21	at BYU	L, 9-38
Sept. 28	OKLAHOMA STATE	W, 42-20
Oct. 12	at Colorado	W, 31-28
Oct. 19	at West Virginia	W, 45-18
Oct. 26	KANSAS	W, 29-27
Nov. 2	at Houston	L, 19-24
Nov. 16	ARIZONA STATE	
Nov. 23	CINCINNATI	
Nov. 30	at Iowa State	

2024 Record: 7-2 (4-2 Big 12)



### #17 IOWA STATE

Nov. 9, 2024 | W, 45-36  
GEHA Field at Arrowhead Stadium  
Kansas City, Mo. | FS1

#### 2024 SCHEDULE

Aug. 31	NORTH DAKOTA	W, 21-3
Sept. 7	at Iowa	W, 20-19
Sept. 21	ARKANSAS STATE	W, 52-7
Sept. 28	at Houston	W, 20-0
Oct. 5	BAYLOR	W, 43-21
Oct. 12	at West Virginia	W, 28-16
Oct. 19	UCF	W, 38-35
Nov. 2	TEXAS TECH	L, 22-23
Nov. 9	at Kansas	L, 36-45
Nov. 16	CINCINNATI	
Nov. 23	at Utah	
Nov. 30	KANSAS STATE	

2024 Record: 7-2 (4-2 Big 12)



### AT #7 BYU

Nov. 16, 2024 | 9:15 p.m. CT  
LaVell Edwards Stadium  
Provo, Utah | ESPN

#### 2024 SCHEDULE

Aug. 31	SOUTHERN ILLINOIS	W, 41-13
Sept. 6	at SMU	W, 18-15
Sept. 14	at Wyoming	W, 34-14
Sept. 21	KANSAS STATE	W, 38-9
Sept. 28	at Baylor	W, 34-28
Oct. 12	ARIZONA	W, 41-19
Oct. 18	OKLAHOMA STATE	W, 38-35
Oct. 26	at UCF	W, 37-24
Nov. 9	at Utah	W, 22-21
Nov. 16	KANSAS	
Nov. 23	at Arizona State	
Nov. 30	HOUSTON	

2024 Record: 9-0 (6-0 Big 12)



### #18 COLORADO

Nov. 23, 2024 | 2:30 p.m. CT  
GEHA Field at Arrowhead Stadium  
Kansas City, Mo. | FOX

#### 2024 SCHEDULE

Aug. 29	NORTH DAKOTA STATE	W, 31-26
Sept. 7	at Nebraska	L, 10-28
Sept. 14	at Colorado State	W, 28-9
Sept. 21	BAYLOR	W, 38-31 (OT)
Sept. 28	at UCF	W, 48-21
Oct. 12	KANSAS STATE	L, 28-31
Oct. 19	at Arizona	W, 34-7
Oct. 26	CINCINNATI	W, 34-23
Nov. 9	at Texas Tech	W, 41-27
Nov. 16	UTAH	
Nov. 23	at Kansas	
Nov. 29	OKLAHOMA STATE	

2024 Record: 7-2 (5-1 Big 12)



### AT BAYLOR

Nov. 30, 2024 | TBA  
McLane Stadium  
Waco, Texas | TBA

#### 2024 SCHEDULE

Aug. 31	TARLETON	W, 45-3
Sept. 7	at Utah	L, 12-23
Sept. 14	AIR FORCE	W, 31-3
Sept. 21	at Colorado	L, 31-38 (OT)
Sept. 28	BYU	L, 28-34
Oct. 5	at Iowa State	L, 21-43
Oct. 19	at Texas Tech	W, 59-35
Oct. 26	OKLAHOMA STATE	W, 38-28
Nov. 2	TCU	W, 37-34
Nov. 16	at West Virginia	
Nov. 23	at Houston	
Nov. 30	KANSAS	

2024 Record: 5-4 (3-3 Big 12)





## HEAD COACH LANCE LEIPOLD

### THE LEIPOLD FILE

**Position:** Head Coach  
**Alma Mater:** Wisconsin-Whitewater, 1987  
**Wife:** Kelly  
**Children:** Lindsey and Landon

### COACHING HISTORY

**2021-present** Kansas (Head Coach)  
**2015-21** Buffalo (Head Coach)  
**2007-14** Wisconsin Whitewater (Head Coach)  
**2004-06** Nebraska-Omaha  
(Assistant Head Coach/Offensive Coordinator)  
**2001-03** Nebraska  
(Administrative Assistant/Recruiting)  
**1991-93** Wisconsin (Graduate Assistant)  
**1990** Wisconsin-Whitewater (Assistant Coach)  
**1989** Doane (Assistant Coach)  
**1988** Wisconsin-Whitewater (Wide Receivers)  
**1987** Wisconsin-Whitewater (Quarterbacks)

Lance Leipold, a six-time National Champion, a five-time conference coach of the year and the fastest coach in NCAA history to reach 100 career wins, was named the 41st head coach in Kansas Football history on April 30, 2021.

Leipold's track record as a program builder showed itself early in his time in Lawrence, leading the Jayhawks to back-to-back bowl games in 2022 and 2023, a feat that has only been done in Lawrence once in program history. Leipold has guided Kansas to its first-ever program win in Austin, Texas in 2021, followed by Kansas' first-ever win over West Virginia in Morgantown in 2022 and a win over #6 Oklahoma in 2023. In just his second year at the helm, Leipold helped Kansas to secure its first bowl eligibility with a win over No. 18 Oklahoma State on November 5, 2022, giving Kansas its first bowl berth since 2008. Kansas' ranked win was the first since 2010, snapping a 44-game losing streak to AP ranked opponents, while

it was Kansas's first ranked win against a conference opponent at home since 2005.

Leipold has engineered Kansas to one of the greatest stories in college football, guiding Kansas to its first national rankings in 675 weeks, hosting ESPN's College Gameday for the first time in program history on October 8, 2022, hosting FOX Big Noon Kickoff for the first time on Oct. 28, 2023, and earning Kansas' first-ever ranking in the College Football Playoff Ranking on Oct. 31, 2023.

Leipold arrived at Kansas after a successful six-year stay at Buffalo, where in his final three seasons, he posted three straight winning seasons for the first time in 20 years. He won 24 games over the final three seasons, which included a seven-game shortened-season schedule in 2020 because of the COVID-19 pandemic, marking the most successful three-year run in Buffalo history.

A proven winner with a strong track record for player development, Leipold served as the head coach at Wisconsin-Whitewater for eight seasons from 2007 to 2014, capturing six NCAA Division III national championships and tallying an astounding record of 109-6.

After taking over a rebuilding Buffalo program that went 7-17 in his first two seasons, Leipold put together a record of 30-16 over his final four seasons, including three bowl appearances and two bowl victories with the Bulls.

Leipold had a 2020 season at Buffalo that brought unprecedented success to the program. The Bulls went a perfect 5-0 in the regular season and won the MAC East Division title for the second-straight year. Leipold's squad also beat Marshall in the Camellia Bowl for the program's second ever bowl win and second in as many years.

Buffalo also appeared in the Associated Press Top 25 at No. 24 on December 6, 2020, marking the first-time in school history the Bulls appeared in the national rankings. The team finished the season ranked 25th in both the AP poll and the Amway Coaches Poll. Leipold was named the MAC Coach of the Year for the second time in his career after the record-breaking season.

Showcasing his pristine reputation for player development and a keen eye for recruiting, Buffalo tied a school-record with 12 All-MAC selections in 2020, all of whom were recruited by Leipold. Running back Jaret Patterson led the way, rushing for 1,072 yards in just six games, including a 409-yard performance against Kent State, which is the second-best performance in FBS history.

Patterson was named the winner of the Vern Smith Leadership Award, given to the MVP of the MAC and was also named the MAC Offensive Player of the Year under Leipold's tutelage.

Buffalo also had 12 all-conference players in 2019, a season that culminated in the school's first-ever bowl victory – a 31-9 win over Charlotte in the Makers Wanted Bahamas Bowl. The 2019 team featured one of the best defenses in the school's history. Buffalo ranked seventh nationally in total defense, allowing 291.9 yards per game. The Bulls were also fourth nationally against the run, allowing 94.2 yards per game.

In 2018, Buffalo won 10 games in a season for the first time ever in program history. Leipold's team went 7-1 in MAC play and won the East Division title. The Bulls also won 42-13 at Rutgers, marking the school's first-ever win over a Power 5 opponent. He was named the MAC Coach of the Year and was also a semifinalist for the George Munger College Coach of the Year Award.

In that 2018 season, the Buffalo offense had a record-breaking season. Buffalo scored 484 points, 64 touchdowns and totaled 5,803 yards of total offense, establishing new school records in each category. Quarterback Tyree Jackson was named the MAC Offensive Player of the Year, while Patterson earned MAC Freshman of the Year honors.

In Leipold's third season in 2017, the Bulls gained bowl eligibility for just the third time as an FBS program. The Bulls offense averaged 432 yards per game and led the conference in passing yards per game at 291. Showing an ability for explosive plays, Buffalo produced 20 plays of 45 or more yards on the season.

Leipold became the head coach at Buffalo in December of 2014 after a triumphant career as the head coach at Wisconsin-Whitewater, which saw him earn six National Coach of the Year awards. In his first season there in 2007, the Warhawks went 14-1 and won the Division III national championship. In 2008, the team made it back to the title game and fell to Mount Union.

Wisconsin-Whitewater then went 45-0 over the next three seasons, winning three straight national championships. After a 7-3 campaign in 2012, Whitewater went 30-0 combined in 2013 and 2014 winning two more national titles with Leipold at the helm.

During his time there, Warhawk players totaled 56 All-America honors, with running back Justin Beaver winning the Gagliardi Trophy as the top player in Division III. Brent Allen won the Division III Rimington Award as the top center. Running back Levell Coppage earned D3Football.com Offensive Player of the Year honors, while Cole Klotz won those honors on the defensive side.

Leipold, a native of Jefferson, Wisconsin, began his coaching career at Whitewater in 1987 as a quarterbacks coach. He moved to the University of Wisconsin in 1991, where he served as a graduate assistant for Barry Alvarez for three seasons and helped the Badgers win a Big Ten title and a Rose Bowl appearance in 1993.

He then served as an assistant coach at Division II Nebraska-Omaha from 1994-2000, helping the Mavericks become three-time conference champions. He was promoted to offensive coordinator in 2000, before moving on to Nebraska where he worked for Frank Solich for four seasons. He then returned to Nebraska-Omaha for three years as the associate head coach and offensive coordinator, before moving on to Wisconsin-Whitewater in 2007.

Leipold is a 1987 graduate of Wisconsin-Whitewater, where he was a standout quarterback.

Leipold and his wife Kelly, have a daughter, Lindsey, and a son, Landon. Landon is a senior at Free State High School in Lawrence, while Lindsey is a volleyball assistant coach at Florida Gulf Coast.



Head Coach at Kansas  
2024 (3-6, 2-4)

DATE	OPPONENT	RESULT
8-29-24	Lindenwood	W, 48-3
9-7-24	at Illinois	L, 17-23
9-13-24	UNLV	L, 20-23
9-21-24	at West Virginia*	L, 28-32
9-28-24	TCU*	L, 27-38
10-5-24	at Arizona State*	L, 31-35
10-19-24	Houston*	W, 42-14
10-26-24	at #16 Kansas State*	L, 27-29
11-9-24	#17 Iowa State*	W, 45-36
11-16-24	at BYU*	
11-23-24	Colorado*	
11-30-24	at Baylor*	

2023 (9-4, 5-4) Big 12: T-7th

DATE	OPPONENT	RESULT
9-1-23	Missouri State	W, 48-17
9-8-23	Illinois	W, 34-23
9-16-23	at Nevada	W, 31-24
9-23-23	BYU*	W, 38-27
9-30-23	at #3 Texas*	L, 14-40
10-7-23	UCF*	W, 51-22
10-14-23	at Oklahoma State*	L, 32-39
10-28-23	#6 Oklahoma*	W, 38-33
11-4-23	at Iowa State*	W, 28-21
11-11-23	Texas Tech*	L, 13-16
11-18-23	#23 Kansas State*	L, 27-31
11-25-23	at Cincinnati*	W, 49-16
12-26-23	UNLV	W, 49-36
Guaranteed Rate Bowl (Phoenix, Ariz.)		

2022 (6-7, 3-6) Big 12: T-7th

DATE	OPPONENT	RESULT
9-2-22	Tennessee Tech	W, 56-10
9-10-22	at West Virginia*	W, 55-42 (OT)
9-17-22	at Houston	W, 48-30
9-24-22	Duke	W, 35-27
10-1-22	Iowa State*	W, 14-11
10-8-22	#17 TCU*	L, 31-38
10-15-22	at Oklahoma*	L, 42-52
10-22-22	at Baylor*	L, 23-35
11-5-22	#18 Oklahoma State*	W, 37-16
11-12-22	at Texas Tech*	L, 28-43
11-19-22	Texas*	L, 14-55
11-26-22	at #12 Kansas State*	L, 27-47
12-28-22	Kansas	L, 53-55 (3OT)
AutoZone Liberty Bowl (Memphis, Tenn.)		

2021 (2-10, 1-8) Big 12: 10th

DATE	OPPONENT	RESULT
9-3-21	South Dakota	W, 17-14
9-10-21	at #17 Coastal Carolina	L, 22-49
9-18-21	Baylor*	L, 7-45
9-25-21	at Duke	L, 33-52
10-2-21	at Iowa State*	L, 7-59
10-16-21	Texas Tech (HC)*	L, 14-41
10-23-21	#3 Oklahoma*	L, 23-35
10-30-21	at #15 Oklahoma State*	L, 3-55
11-6-21	Kansas State*	L, 10-35
11-13-21	at Texas*	W, 57-56 (OT)
11-20-21	at TCU*	L, 28-31
11-27-21	West Virginia*	L, 28-34

Head Coach at Buffalo  
2020 (6-1, 5-1) MAC East: 1st

DATE	OPPONENT	RESULT
11-4-20	at Northern Illinois*	W, 49-30
11-10-20	Miami (OH)*	W, 42-10
11-17-20	at Bowling Green*	W, 42-17
11-28-20	Kent State*	W, 70-41
12-12-20	Akron*	W, 56-7
12-18-20	Ball State	L, 28-38
MAC Championship (Detroit, Mich.)		
12-25-20	Marshall	W, 17-10
Camelia Bowl (Montgomery, Ala.)		

2019 (8-5, 5-3) MAC East: T-2nd

DATE	OPPONENT	RESULT
8-29-19	Robert Morris	W, 38-10
9-7-19	at #15 Penn State	L, 13-45
9-14-19	at Liberty	L, 17-35
9-21-19	Temple	W, 38-22
9-28-19	at Miami (OH)*	L, 20-34
10-5-19	Ohio*	L, 20-21
10-19-19	at Akron*	W, 21-0
10-26-19	Central Michigan*	W, 43-20
11-2-19	at Eastern Michigan*	W, 43-13
11-14-19	at Kent State*	L, 27-30
11-20-19	Toledo*	W, 49-30
11-29-19	Bowling Green*	W, 49-7
12-20-19	Charlotte	W, 31-9
Makers Wanted Bahamas Bowl (Nassau, Bahamas)		

2018 (10-4, 7-1) MAC East: 1st

DATE	OPPONENT	RESULT
9-1-18	Delaware State	W, 48-10
9-8-18	at Temple	W, 36-29
9-15-18	Eastern Michigan*	W, 35-28
9-22-18	at Rutgers	W, 42-13
9-29-18	Army	L, 13-42
10-6-18	at Central Michigan*	W, 34-24
10-13-18	Akron*	W, 24-6
10-20-18	at Toledo*	W, 31-17
10-30-18	Miami (OH)*	W, 51-42
11-6-18	Kent State*	W, 48-14
11-14-18	at Ohio*	L, 17-52
11-23-18	at Bowling Green*	W, 44-14
11-30-18	Northern Illinois*	L, 29-30
MAC Championship (Detroit, Mich.)		
12-22-18	Troy	L, 32-42
Dollar General Bowl (Mobile, Ala.)		

2017 (6-6, 4-4) MAC East: 3rd

DATE	OPPONENT	RESULT
8-31-17	at Minnesota	L, 7-17
9-9-17	at Army	L, 17-21
9-16-17	Colgate	W, 33-10
9-23-17	Florida Atlantic	W, 34-31
9-30-17	at Kent State*	W, 27-13
10-7-17	Western Michigan	L, 68-71
10-14-17	Northern Illinois*	L, 13-14
10-21-17	Miami (OH)*	L, 14-24
10-28-17	at Akron*	L, 20-21
11-7-17	Bowling Green*	W, 38-28
11-16-17	at Ball State*	W, 40-24
11-24-17	Ohio*	W, 31-24

2016 (2-10, 1-7) MAC East: 6th

DATE	OPPONENT	RESULT
9-2-16	Albany	L, 16-22
9-17-16	at Nevada	L, 14-38
9-24-16	Army	W, 23-20
10-1-16	at Boston College	L, 3-35
10-8-16	Kent State*	L, 20-44
10-15-16	Ball State*	L, 21-31
10-22-16	at Northern Illinois*	L, 7-44

10-27-16	Akron*	W, 41-20
11-3-16	at Ohio*	L, 10-34
11-12-16	Miami (OH)*	L, 24-35
11-19-16	at Western Michigan*	L, 0-38
11-25-16	at Bowling Green*	L, 19-27

2015 (5-7, 13-5) MAC East: 4th

DATE	OPPONENT	RESULT
9-5-15	Albany	W, 51-14
9-12-15	at Penn State	L, 14-27
9-19-15	at Florida Atlantic	W, 33-15
9-26-15	Nevada	L, 21-24
10-3-15	Bowling Green*	L, 22-28
10-17-15	at Central Michigan*	L, 14-51
10-24-15	Ohio*	W, 41-17
10-29-15	at Miami (OH)*	W, 29-24
11-5-15	at Kent State*	W, 18-17
11-11-15	Northern Illinois*	L, 30-41
11-21-15	at Akron*	L, 21-42
11-27-15	Massachusetts*	L, 26-31

ALL-TIME AGAINST  
(57-59) VS. DIVISION I

OPPONENT	RECORD
Akron	4-2
Albany	1-1
Arizona State	0-1
Arkansas	0-1
Army	1-2
Ball State	1-2
Baylor	0-2
Boston College	0-1
Bowling Green	4-2
BYU	1-0
Central Michigan	2-1
Charlotte	1-0
Cincinnati	010
Coastal Carolina	0-1
Colgate	1-0
Duke	1-1
Delaware State	1-0
Eastern Michigan	2-0
Florida Atlantic	2-0
Houston	2-0
Illinois	1-1
Iowa State	3-1
Kansas State	0-4
Kent State	4-2
Liberty	0-1
Lindenwood	1-0
Marshall	1-0
Massachusetts	0-1
Miami (Ohio)	3-3
Minnesota	0-1
Missouri State	1-0
Nevada	1-2
Northern Illinois	1-4
Ohio	2-3
Oklahoma	1-2
Oklahoma State	1-2
Penn State	0-2
Robert Morris	1-0
Rutgers	1-0
South Dakota	1-0
TCU	0-3
Temple	2-0
Tennessee Tech	1-0
Texas	1-2
Texas Tech	0-3
Toledo	2-0
Troy	0-1
UCF	1-0
UNLV	1-1
West Virginia	1-2
Western Michigan	0-2





YEAR-BY-YEAR AS HEAD COACH

YEAR	TEAM	RECORD	BOWL	NOTES
2024	Kansas	3-6		
2023	Kansas	9-4	Guaranteed Rate Bowl	First Bowl Victory Since 2008
2022	Kansas	6-7	Autozone Liberty	First Bowl game since 2008, First AP rank since 2009
2021	Kansas	2-10		First Big 12 Road win since 2008
2020	Buffalo	6-1	Camellia	Ranked No. 25
2019	Buffalo	8-5	Bahamas	1st Postseason Ranking in School History
2018	Buffalo	10-4	Dollar General	1st Bowl Win in School History
2017	Buffalo	6-6		1st 10-win Season in School History
2016	Buffalo	2-10		
2015	Buffalo	5-7		
2014	Wisconsin-Whitewater	15-0		Division III National Champs
2013	Wisconsin-Whitewater	15-0		Division III National Champs
2012	Wisconsin-Whitewater	7-3		
2011	Wisconsin-Whitewater	15-0		Division III National Champs
2010	Wisconsin-Whitewater	15-0		Division III National Champs
2009	Wisconsin-Whitewater	15-0		Division III National Champs
2008	Wisconsin-Whitewater	13-2		
2007	Wisconsin-Whitewater	14-1		Division III National Champs

Wisconsin-Whitewater (8 years): 109-6

Buffalo Record (6 years): 37-33

Kansas Record (4 years): 19-27

Career Record (18 years): 165-66

YEAR-BY-YEAR AS ASSISTANT COACH

YEAR	TEAM	RECORD	BOWL	NOTES
2006	Nebraska-Omaha	8-3		Division II Playoffs; Conference Champs
2005	Nebraska-Omaha	8-3		Division II Playoffs; Conference Champs
2004	Nebraska-Omaha	8-3		Conference Champs
2003	Nebraska	10-3	Alamo	Ranked No. 19
2002	Nebraska	7-7	Independence	
2001	Nebraska	11-2	Rose	Ranked No. 8
2000	Nebraska-Omaha	11-2		Division II Playoffs; Conference Champs
1999	Nebraska-Omaha	7-4		
1998	Nebraska-Omaha	9-3		Division II Playoffs; Conference Champs
1997	Nebraska-Omaha	8-3		
1996	Nebraska-Omaha	10-2		Division II Playoffs; Conference Champs
1995	Nebraska-Omaha	3-8		
1994	Nebraska-Omaha	1-10		
1993	Wisconsin	10-1-1	Rose	Ranked No. 6
1992	Wisconsin	5-6		
1991	Wisconsin	5-6		
1990	Wisconsin-Whitewater	10-1		Division III Playoffs; Conference Champs
1989	Doane	5-4-1		
1988	Wisconsin-Whitewater	9-3		Division III Playoffs; Conference Champs
1987	Wisconsin-Whitewater	7-3-1		



## COACHING STAFF

PB



**JEFF GRIMES**

Associate Head Coach/Offensive Coordinator - Tight Ends  
1st Season at Kansas

PB



**BRIAN BORLAND**

Defensive Coordinator - Safeties  
4th Season at Kansas

F



**JIM ZEBROWSKI**

Co-Offensive Coordinator - Quarterbacks  
4th Season at Kansas

F



**DK MCDONALD**

Co-Defensive Coordinator - Cornerbacks  
1st Season at Kansas

F



**CHRIS SIMPSON**

Associate Head Coach - Linebackers  
4th Season at Kansas

PB



**TAIWO ONATOLU**

Assistant Coach - Defensive Ends/  
Special Teams Coordinator  
4th Season at Kansas

F



**DARYL AGPALSA**

Assistant Coach - Offensive Line  
1st Season at Kansas

F



**JIM PANAGOS**

Assistant Coach - Defensive Tackles  
3rd Season at Kansas

F



**TERRENCE SAMUEL**

Assistant Coach - Wide Receivers  
3rd Season at Kansas

F



**JONATHAN WALLACE**

Assistant Coach - Running Backs  
5th Season at Kansas

### STAFF

#### COACHES

Tyler Bolting	Analyst - Offense
Kelton Copeland	Analyst - Offense
Angus McClure	Analyst - Offense
AJ Steward	Analyst - Offense
Eric Terrazas	Analyst - Offense
Mike Dawson	Senior Analyst - Defense
Brandon Shelby	Analyst - Defense
Aaron Miller	Analyst - Special Teams
Brian Stoldt	Quality Control - Defense
Pat Ceroni	Quality Control - Defense
Kyle Deween	Quality Control - Special Teams
Teril Boldis	Graduate Assistant - Offense
Jackson Satterwhite	Graduate Assistant - Offense
Jaylen Kelly-Powell	Graduate Assistant - Defense
Zac Sias	Graduate Assistant - Defense

#### KANSAS TEAM HEALTH

Matt Gildersleeve	Director of Sports Performance
Eric Scott	Assistant Sports Performance Coach
Conor McNally	Assistant Sports Performance Coach
Chula Loomis	Assistant Sports Performance Coach
Patrick Hampton	Assistant Sports Performance Coach
Jarrold Harrall	Head Primary Care Team Physician
Trent Carter	Head Football Athletic Trainer
Madison Beene	Assistant Athletic Trainer
Cody Deardorff	Assistant Athletic Trainer
Jake Rosenfeldt	Assistant Athletic Trainer
Allison Florentino	Assistant Athletic Trainer
Katie O'Connor	Director of Sports Nutrition
Courtney Denny	Assistant Sports Dietitian

#### ADMINISTRATION & RECRUITING

Collin Sexton	Sport Admin./Deputy AD - Chief Strategy Officer
Rob Ianello	General Manager
Michael Painter	Director of Football Operations
Nadia Jackson	Director of Internal Operations
Grant Murray	Director of Player Personnel
Billy Bonneau	Asst. Director of Player Personnel
Greg Svarczkopf	Director of Recruiting
LaChelle Stanley	Director of On-Campus Recruiting
Scott Aligo	Director of Scouting
Darcy Daughtery	Director of Recruiting Operations
Leon Douglas	Asst. Dir. of Player Personnel & HS Relations
Colin Becker	Assistant Athletics Director - Compliance

#### PLAYER DEVELOPMENT

Ashley Goodman	Director of Player Development
Darrell Stuckey II	Director of Football Relations

#### ACADEMICS

Stephen Carberry	Director of Football Academics
Denesha McCuin	Assoc. Dir. Academic and Career Counseling
Taja Dotson	Asst. Dir. Academic and Career Counseling

#### TEAM VIDEO

Jimmy Le	Director of Football Video
Chris Velez	Assistant Director of Football Video

#### EQUIPMENT

Darren Hain	Assoc. Director, Head Football Equip. Manager
Seth Holiday	Assistant Football Equipment Manager

#### COMMUNICATIONS

Andy Eisch	Director of Communications
Doug Self	Associate Director of Communications

#### CREATIVE

Nate Chase	Social Media Manager
Matt Holland	Director of Football Creative Video
Missy Minear	Director of Photography
Taylor Kryger	Director of Football Creative and Social Media
Parson Covington	Graphic Designer

#### FACILITIES

Jason Ramirez	Facility Supervisor
Rich Stephens	Assistant Facility Supervisor

GAME 10 DEPTH CHART

Depth chart compiled by the Kansas football athletics communications office.

OFFENSE

LT	77	Bryce Cabeldue	6-6	315	Sr.	Clovis, N.M.
	OR 75	Calvin Clements	6-7	315	RS-Fr.	Lawrence, Kan.
LG	54	Michael Ford Jr.	6-3	305	Sr.	Homewood, Ill.
	55	Darrell Simmons Jr.	6-3	315	RS-Sr.	Belleville, Ill.
C	61	Bryce Foster	6-5	330	RS-Jr.	Katy, Texas
	73	Dre Doiron	6-4	305	RS-Jr.	London, Ontario
RG	70	Kobe Baynes	6-4	320	RS-Jr.	Jacksonville, Fla.
	53	Shane Bumgardner	6-3	305	RS-Sr.	West Jefferson, Ohio
RT	52	Logan Brown	6-6	315	RS-Jr.	Grand Rapids, Mich.
	59	Nolan Gorczyca	6-6	320	RS-Jr.	Omaha, Neb.
TE	47	Jared Casey	6-0	245	Sr.	Plainville, Kan.
	45	Trevor Kardell	6-5	250	Sr.	Lee's Summit, Mo.
RB	4	Devin Neal	5-11	215	Sr.	Lawrence, Kan.
	9	Daniel Hishaw	5-10	220	RS-Jr.	Moore, Okla.
QB	6	Jalon Daniels	6-0	220	RS-Jr.	Lawndale, Calif.
	8	Isaiah Marshall	6-0	215	Fr.	Detroit, Mich.
WR	11	Luke Grimm	6-0	190	Sr.	Raymore, Mo.
	5	Doug Emilien	6-1	195	RS-Jr.	Fort Lauderdale, Fla.
WR	2	Lawrence Arnold	6-3	205	Sr.	DeSoto, Texas
	12	Torry Locklin	6-2	210	RS-Sr.	Rockdale, Texas
WR	0	Quentin Skinner	6-5	195	Sr.	Claremore, Okla.
	7	Trevor Wilson	5-11	195	RS-Sr.	Tallahassee, Fla.

DEFENSE

DE	90	Jereme Robinson	6-3	255	Sr.	Montgomery, Ala.
	95	Dylan Wudke	6-4	260	RS-Sr.	Miamisburg, Ohio
DT	52	DJ Withers	6-4	295	RS-Jr.	Little Rock, Ark.
	94	Blake Herold	6-3	280	RS-Fr.	Shenandoah, Iowa
DT	53	Caleb Taylor	6-4	315	Sr.	St. Louis, Mo.
	92	Tommy Dunn	6-3	310	RS-Jr.	Garland, Texas
DE	45	Dean Miller	6-5	235	RS-Jr.	Los Angeles, Calif.
	15	DJ Warner	6-3	230	Fr.	Phoenix, Ariz.
HAWK	10	Jayson Gilliom	6-2	225	RS-Jr.	Suwanee, Ga.
	34	Alex Raich	6-3	225	RS-Sr.	Chur, Switzerland
LB	44	Cornell Wheeler	6-0	230	RS-Sr.	West Bloomfield, Mich.
	6	Taiwan Berryhill Jr.	6-2	230	Sr.	New Orleans, La.
LB	1	JB Brown	6-2	230	Sr.	Hughes, Ark.
	19	Tristian Fletcher	6-0	230	RS-Jr.	Cypress, Texas
CB	2	Cobee Bryant	6-0	175	Sr.	Evergreen, Ala.
	26	Jalen Todd	6-1	195	Fr.	Detroit, Mich.
S	4	Marvin Grant	6-2	210	RS-Sr.	Detroit, Mich.
	27	Taylor Davis	6-0	195	RS-Fr.	Missouri City, Texas
S	5	O.J. Burroughs	5-10	185	Sr.	Savannah, Ga.
	25	Kaleb Purdy	5-11	185	RS-So.	St. Louis, Mo.
CB	3	Mello Dotson	6-1	190	Sr.	Daytona Beach, Fla.
	22	BJ Dilworth	5-11	185	RS-So.	Hollywood, Fla.

SPECIAL TEAMS

KO	40	Tabor Allen	6-1	200	Sr.	Mansfield, Texas
	34	Owen Piepergerdes	6-6	255	RS-Jr.	Kansas City, Mo.
PK	40	Tabor Allen	6-1	200	Sr.	Mansfield, Texas
	93	Charlie Weinrich	5-11	195	RS-So.	Leawood, Kan.
P	35	Damon Greaves	6-1	185	So.	Busselton, Australia
	37	Grayden Addison	5-11	220	RS-Jr.	Noblesville, Ind.
LS	60	Luke Hosford	6-2	225	RS-Sr.	Cuyahoga Falls, Ohio
	51	Emory Duggar	6-2	215	RS-Jr.	Baton Rouge, La.

PR	7	Trevor Wilson	5-11	195	RS-Sr.	Tallahassee, Fla.
	11	Luke Grimm	6-0	190	Sr.	Raymore, Mo.
KR	7	Trevor Wilson	5-11	195	RS-Sr.	Tallahassee, Fla.
	29	Jameel Croft Jr.	6-0	180	RS-Fr.	Detroit, Mich.
HOLD	35	Damon Greaves	6-1	185	So..	Busselton, Australia
	37	Grayden Addison	5-11	220	RS-Jr.	Noblesville, Ind.



# KANSAS CAPSULES - OFFENSE

## LT

77   BRYCE CABELDUE	
6-6, 315, Sr.	
Year	GP/GS
2024	9/9
Career	48/47

75   CALVIN CLEMENTS	
6-7, 315, RS-Fr.	
Year	GP/GS
2024	9/0
Career	12/1

## LG

54   MICHAEL FORD JR.	
6-3, 305, RS-Sr.	
Year	GP/GS
2024	9/9
Career	45/45

55   DARRELL SIMMONS JR.	
6-3, 320, RS-Sr.	
Year	GP/GS
2024	6/0
Career	6/0

## C

61   BRYCE FOSTER	
6-5, 330, RS-Jr.	
Year	GP/GS
2024	9/9
Career	9/9

73   DRE DOIRON	
6-4, 305, RS-Jr.	
Year	GP/GS
2024	1/0
Career	14/0

## RG

70   KOBE BAYNES	
6-4, 315, RS-Jr.	
Year	GP/GS
2024	9/9
Career	25/13


53   SHANE BUMGARDNER	
6-3, 290, RS-Sr.	
Year	GP/GS
2024	6/0
Career	6/0

## RT

52   LOGAN BROWN	
6-6, 315, RS-Jr.	
Year	GP/GS
2024	9/9
Career	11/9

59   NOLAN GORCZYCA	
6-6, 320, RS-Jr.	
Year	GP/GS
2024	9/0
Career	12/0


## WR



## 2 | LAWRENCE ARNOLD

6-3, 200, Sr.


Year	Rec.	Yds.	TD
2024	23	318	1
Career	144	2,177	14



12 | TORRY LOCKLIN
6-2, 210, RS-Sr.

Year	Rec.	Yds.	TD
2024	2	36	0
Career	17	255	4


## QB



6 | JALON DANIELS

6-0, 220, RS-Jr.


Year	Cmp/Att.	Yds.	TD
2024	133/237	1,816	13
Career	498/811	6,113	44



8 | ISAIAH MARSHALL
6-0, 215, Fr.


Year	Cmp/Att.	Yds.	TD
2024	0/0	0	0
Career	0/0	0	0

## TE



47 | JARED CASEY
6-0, 245, Sr.


Year	Rec.	Yds.	TD
2024	12	104	2
Career	47	536	10



45 | TREVOR KARDELL
6-5, 255, Sr.

Year	Rec.	Yds.	TD
2024	9	104	0
Career	25	324	2

## WR




11 | LUKE GRIMM
6-0, 195, Sr.

Year	Rec.	Yds.	TD
2024	40	505	6
Career	166	2,287	23

**5 | DOUG EMILIE**  
6-0, 190, RS-Jr.

Year	Rec.	Yds.	TD
2024	3	20	1
Career	11	102	2


## RB



# 4 | DEVIN NEAL

6-0, 215, Sr.


Year	Att.	Yds.	TD
2024	148	874	10
Career	689	3,951	43



9 | DANIEL HISHAW JR.
5-10, 220, RS-Jr.

Year	Att.	Yds.	TD
2024	62	374	3
Career	279	1,491	18


## WR



0 | QUENTIN SKINNER

6-5, 195, Sr.

Year	Rec.	Yds.	TD
2024	20	429	4
Career	75	1,456	11




7 | TREVOR WILSON
5-11, 200, Sr.

Year	Rec.	Yds.	TD
2024	8	134	0
Career	48	745	3

# KANSAS CAPSULES - SPECIAL TEAMS


## KR



7 | TREVOR WILSON

5-11, 200, Sr.

Year	No.	Yds.	TD
2024	13	271	0
Career	30	575	0




## 29 | JAMEEL CROFT JR.

6-0, 195, RS-Fr.


Year	No.	Yds.	TD
2024	4	55	0
Career	4	55	0

## P



35 | DAMON GREAVES
6-1, 185, So.

Year	No.	Avg	Long
2024	28	43.0	58
Career	60	40.9	58



37 | GRAYDEN ADDISON
5-11, 220, RS-Jr.


Year	No.	Avg.	Long
2024	0	0	0
Career	5	37.2	53

## LS

60   LUKE HOSFORD	
6-2, 225, RS-Sr.	
Year	GP
2024	9
Career	44

51   EMORY DUGGAR	
6-2, 215, RS-Jr.	
Year	GP
2024	1
Career	10


## KO



## 40 | TABOR ALLEN

6-1, 200, Sr.

Year	No.	Avg.	TB
2024	54	64.8	47
Career	287	61.6	188



34 | OWEN PIEPERGERDES
6-6, 255, RS-Jr.


Year	No.	Avg.	TB
2023	0	0.0	0
Career	0	0.0	0

## H

35   DAMON GREAVES	
6-1, 185, So.	
Year	GP
2024	8
Career	20


37   GRAYDEN ADDISON	
5-11, 220, RS-Jr.	
Year	GP
2024	9
Career	25

## PR



7 | TREVOR WILSON
5-11, 200, Sr.


Year	Rec.	Yds.	TD
2024	5	26	0
Career	9	119	1



11 | LUKE GRIMM
6-0, 195, Sr.

Year	Rec.	Yds.	TD
2024	0	0	0
Career	2	10	0


## PK



# 40 | TABOR ALLEN

6-1, 200, Sr.

Year	FGM/A	Pct.	Long
2024	7/9	.778	47
Career	7/9	.778	47



93 | CHARLIE WEINRICH

5-11, 195, RS-So.

Year	FGM/A	Pct.	Long
2024	0/0	0.00	0
Career	0/0	0.00	0

2024

Career

# KANSAS CAPSULES - DEFENSE

## DE

90   JEREME ROBINSON				
6-3, 260, Sr.				
Year	UA/A	TFL	Sacks	
2024	13/5	8.5-30	5.5	
Career	67/27	275-90	14.0	

95   DYLAN WUDKE				
6-4, 265, RS-Sr.				
Year	UA/A	TFL	Sacks	
2024	10/7	3.0-15	0	
Career	10/7	3.0-15	0	

## DT

52   DJ WITHERS				
6-4, 310, RS-Jr.				
Year	UA/A	TFL	Sacks	
2024	12/3	3.0-16	2.0	
Career	22/9	5.5-19	2.0	

94   BLAKE HEROLD				
6-4, 280, RS-Fr.				
Year	UA/A	TFL	Sacks	
2024	8/5	2.0-7	1.0	
Career	8/5	2.0-7	1.0	

## DT

53   CALEB TAYLOR				
6-4, 315, Sr.				
Year	UA/A	TFL	Sacks	
2024	5/10	4.5-12	1.0	
Career	19/28	7.0-18	2.0	

92   TOMMY DUNN JR.				
6-3, 310, RS-Jr.				
Year	UA/A	TFL	Sacks	
2024	8/6	2.5-6	0.5	
Career	24/12	5.5-17	1.0	

## DE

45   DEAN MILLER				
6-5, 225, RS-Jr.				
Year	UA/A	TFL	Sacks	
2024	16/9	7.0-42	4.5	
Career	19/10	7.0-42	4.5	

15   DJ WARNER				
6-3, 215, Fr.				
Year	UA/A	TFL	Sacks	
2024	1/1	0	0	
Career	1/1	0	0	

## LB

1   JB BROWN				
6-2, 230, Sr.				
Year	UA/A	TFL	Sacks	
2024	41/16	8.0-30	4.0	
Career	80/34	14.0-64	6.0	

19   TRISTIAN FLETCHER				
6-1, 235, RS-Sr.				
Year	UA/A	TFL	Sacks	
2024	3/2	1.0-3	0	
Career	4/3	1.0-3	0	

## LB

44   CORNELL WHEELER				
6-0, 230, RS-Sr.				
Year	UA/A	TFL	Sacks	
2024	27/16	4.0-8	0	
Career	44/28	8.0-15	1	

6   TAIWAN BERRYHILL JR.				
6-2, 230, Sr.				
Year	UA/A	TFL	Sacks	
2024	19/7	0.5-0	0	
Career	91/54	8.5-31	3	

## HAWK

10   JAYSON GILLIOM				
6-2, 220, RS-Sr.				
Year	UA/A	TFL	Sacks	
2024	9/4	0.5-1	0	
Career	35/15	1.5-7	1	

34   ALEX RAICH				
6-3, 225, RS-Sr.				
Year	UA/A	TFL	Sacks	
2024	1/2	0	0	
Career	1/2	0	0	

## CB

2   COBEE BRYANT				
6-0, 170, Sr.				
Year	UA/A	PBU	Int.	
2024	20/9	4	4	
Career	101/19	19	13	

26   JALEN TODD				
6-1, 195, Fr.				
Year	UA/A	PBU	Int.	
2024	2/1	0	0	
Career	2/1	0	0	

## S

4   MARVIN GRANT				
6-2, 210, RS-Sr.				
Year	UA/A	PBU	Int.	
2024	24/12	5	0	
Career	93/47	7	0	

27   TAYLOR DAVIS				
6-0, 195, RS-Fr.				
Year	UA/A	PBU	Int.	
2024	11/9	1	0	
Career	11/9	1	0	

## S

5   OJ BURROUGHS				
5-10, 185, Sr.				
Year	UA/A	PBU	Int.	
2024	34/11	5	1	
Career	135/36	14	5	

25   KALEB PURDY				
5-11, 185, RS-So.				
Year	UA/A	PBU	Int.	
2024	4/0	0	0	
Career	5/0	0	0	

## CB

3   MELLO DOTSON				
6-1, 190, Sr.				
Year	UA/A	PBU	Int.	
2024	32/6	5	4	
Career	132/34	23	11	

22   BJ DILWORTH				
5-11, 185, RS-So.				
Year	UA/A	PBU	Int.	
2024	1/0	0	0	
Career	1/1	0	0	





CAREER STARTS AT KANSAS

OFFENSE					Starts By Year				
PLAYER	POS.	YR.	STREAK	TOTAL	2024	2023	2022	2021	2020
Bryce Cabeldue	OL	Sr.	9	47	9	11	13	12	2
Michael Ford Jr.	OL	Sr.	17	45	9	12	13	11	--
Lawrence Arnold	WR	Sr.	5	43	8	12	13	9	1
Devin Neal	RB	Sr.	11	40	9	11	12	8	--
Luke Grimm	WR	Sr.	13	35	9	8	10	6	2
Jalon Daniels	QB	RS-Jr.	9	30	9	3	9	3	6
Jared Casey	TE	Sr.	0	20	5	7	7	1	0
Quentin Skinner	WR	Sr.	1	18	6	5	7	--	--
Logan Brown	OL	RS-Jr.	9	9	9	0	--	--	--
Bryce Foster	OL	RS-Jr.	9	9	9	--	--	--	--
Kobe Baynes	OL	RS-Jr.	11	13	9	4	0	--	--
Trevor Wilson	WR	RS-Sr.	0	9	1	1	0	7	--
Daniel Hishaw	RB	RS-Jr.	0	8	0	5	0	0	3
Trevor Kardell	TE	Sr.	0	8	5	1	0	2	0
Torry Locklin	RB	RS-Sr.	0	3	0	1	2	--	--
Tevita Ahoafi-Noa	TE	RS-Sr.	1	2	2	0	0	--	--
Cole Ballard	QB	RS-Fr.	0	1	0	1	--	--	--
Calvin Clements	OL	RS-Fr.	0	1	0	1	--	--	--
Douglas Emilien	WR	RS-Jr.	0	1	0	--	1	--	--
342 OFFENSE									
604 TOTAL									

DEFENSE					Starts By Year				
PLAYER	POS.	YR.	STREAK	TOTAL	2024	2023	2022	2021	2020
Mello Dotson	CB	Sr.	37	43	9	13	13	8	0
Cobee Bryant	CB	Sr.	19	39	9	12	11	7	--
Taiwan Berryhill	LB	Sr.	0	24	3	3	13	4	1
OJ Burroughs	S	Sr.	9	23	9	0	13	1	--
Jereme Robinson	DL	Sr.	22	23	9	13	0	1	--
JB Brown	LB	Sr.	10	19	9	10	--	--	--
Marvin Grant	S	RS-Sr.	0	19	6	13	0	--	--
DJ Withers	DL	RS-Jr.	1	15	4	11	0	--	--
Caleb Taylor	DL	Sr.	7	11	7	0	0	4	0
Tommy Dunn Jr.	DL	RS-Jr.	0	9	7	2	0	--	--
Dean Miller	DE	RS-Jr.	9	9	9	0	0	--	--
Kenean Caldwell	DL	RS-Jr.	0	7	0	0	0	7	0
Cornell Wheeler	LB	RS-Sr.	2	6	6	0	0	0	--
Jayson Gilliom	LB	RS-Jr.	2	5	2	0	0	3	--
Devin Dye	S	RS-Jr.	1	4	4	--	--	--	--
Jalen Dye	S	RS-Jr.	0	3	3	0	--	--	--
Taylor Davis	S	RS-Fr.	0	2	2	0	--	--	--
Alex Raich	LB	RS-Sr.	0	1	1	0	0	--	--
262 DEFENSE									
604 TOTAL									

GAMES PLAYED AT KU

OFFENSE		
PLAYER	2024	CAREER
Torry Locklin	9	51
Luke Grimm	9	50
Lawrence Arnold	9	48
Bryce Cabeldue	9	48
Quentin Skinner	9	46
Michael Ford Jr.	9	45
Jared Casey	9	44
Trevor Kardell	9	44
Devin Neal	9	44
Douglas Emilien	9	35
Trevor Wilson	9	35
Daniel Hishaw Jr.	7	33
Jalon Daniels	9	32
Kobe Baynes	9	25
Tevita Ahoafi-Noa	8	24
Sevion Morrison	7	24
Deondre Doiron	2	15
Calvin Clements	9	12
Nolan Gorczyca	9	12
Logan Brown	9	11
Leyton Cure	9	9
Bryce Foster	9	9
Mack Moeller	6	9
Cole Ballard	3	7
Shane Bumgardner	6	6
Darrell Simmons	6	6
Keaton Kubecka	0	5
James Livingston	1	2
De'Kedrick Sterns	2	2
Bryce Cohoon	1	1
Quinton Conley	1	1
Jaden Hamm	1	1
Carson Morgan	1	1
Mikey Pauley	1	1
Harry Stewart III	1	1
Johnny Thompson Jr.	1	1

DEFENSE		
PLAYER	2024	CAREER
Taiwan Berryhill	9	50
Mello Dotson	9	50
Jereme Robinson	9	50
OJ Burroughs	9	47
Caleb Taylor	8	47
Cobee Bryant	9	45
Dylan Downing	9	43
Kenean Caldwell	9	38
Cornell Wheeler	7	38
Cole Petrus	9	36
Marvin Grant	9	35
DJ Withers	9	35
Tommy Dunn Jr.	8	32
Jayson Gilliom	7	32
Dean Miller	9	25
JB Brown	9	22
Alex Raich	9	22
Jalen Dye	5	18
Landon Nelson	5	17
Ronald McGee	3	16
Mason Ellis	4	15
Tristian Fletcher	6	13
Jameel Croft	6	10
Kaleb Purdy	8	10
Javier Derritt	9	9
Blake Herold	9	9
Jalen Todd	9	9
DJ Warner	9	9
Dylan Wudke	9	9
Damarius McGhee	6	8
Dylan Brooks	0	7
Logan Brantley	4	6
Brian Dilworth	3	6
Devin Dye	5	5
Bai Jobe	5	5
Taylor Davis	4	4
Marcus Calvin	1	1
Jon Jon Kamara	1	1
Damani Maxson	1	1
Cole Mondl	1	1

SPECIAL TEAMS		
PLAYER	2024	CAREER
Tabor Allen	9	53
Luke Hosford	9	44
Grayden Addison	9	25
Damon Greaves	8	20
Emory Duggar	1	10
Owen Piepergerdes	0	7
Charlie Weinrich	1	1

NUMERICAL ROSTER

No.	Name	Pos.	Ht.	Wt.	Yr.	Hometown (High School/Previous School)
0	Quentin Skinner	WR	6'5"	195	Sr.	Claremore, Okla. (Claremore HS)
1	JB Brown	LB	6'2"	230	Sr.	Hughes, Ark. (Har-Ber HS/Bowling Green)
2	Cobee Bryant	CB	6'0"	170	Sr.	Evergreen, Ala. (Hillcrest HS)
2	Lawrence Arnold	WR	6'3"	200	Sr.	DeSoto, Texas (DeSoto HS)
3	Mello Dotson	CB	6'1"	190	Sr.	Daytona Beach, Fla. (Mainland HS)
3	Keaton Kubecka	WR	6'2"	205	RS-Fr.	Austin, Texas (Westlake HS)
4	Marvin Grant	S	6'2"	210	RS-Sr.	Detroit, Mich. (Martin Luther King HS/Purdue)
4	Devin Neal	RB	5'11"	215	Sr.	Lawrence, Kan. (Lawrence HS)
5	Doug Emilien	WR	6'1"	190	RS-Jr.	Fort Lauderdale, Fla. (American Heritage HS/Minnesota)
5	O.J. Burroughs	S	5'10"	185	Sr.	Savannah, Ga. (IMG Academy)
6	Taiwan Berryhill Jr.	LB	6'2"	230	Sr.	New Orleans, La. (St. Augustine HS)
6	Jalon Daniels	QB	6'0"	220	RS-Jr.	Lawndale, Calif. (Lawndale HS)
7	Trevor Wilson	WR	5'11"	200	RS-Sr.	Tallahassee, Fla. (Amos P. Godby HS/Bufalo)
8	Isaiah Marshall	QB	6'0"	205	Fr.	Detroit, Mich. (Southfield A&T HS)
9	Daniel Hishaw Jr.	RB	5'10"	220	RS-Jr.	Moore, Okla. (Moore HS)
10	Jayson Gilliom	LB	6'2"	220	RS-Jr.	Suwanee, Ga. (North Gwinnett HS)
11	Devin Dye	S	6'0"	185	RS-Jr.	San Diego, Calif. (Cathedral Catholic HS/Palomar/Utah State)
11	Luke Grimm	WR	6'0"	195	Sr.	Raymore, Mo. (Raymore-Peculiar HS)
12	Torry Locklin	WR	6'2"	205	RS-Sr.	Rockdale, Texas (Rockdale HS)
13	Dylan Brooks	DE	6'4"	240	RS-Jr.	Roanoke, Ala. (Handley HS/Auburn)
13	Bryce Cohoon	WR	6'2"	190	RS-Fr.	Wichita, Kan. (Maize HS/Syracuse)
14	Mikey Pauley	QB	6'5"	215	RS-So.	Overland Park, Kan. (Blue Valley Northwest/Nebraska)
14	Jalen Dye	S	6'0"	195	RS-Jr.	San Diego, Calif. (Cathedral Catholic HS/Palomar College)
15	DJ Warner	DE	6'3"	215	Fr.	Phoenix, Ariz. (Desert Edge HS)
15	Cole Ballard	QB	6'2"	225	RS-Fr.	Westfield, Ind. (Westfield HS)
16	Ben Easters	QB	6'3"	220	RS-Jr.	Brownsburg, Ind. (Brownsburg HS)
16	Logan Brantley	LB	6'2"	210	RS-Fr.	Denver, Colo. (Cherry Creek HS)
17	Jaden Hamm	TE	6'6"	245	RS-Fr.	Eudora, Kan. (Eudora HS)
17	Austin Alexander	CB	6'0"	170	Fr.	Hazel Crest, Ill. (Marian Catholic HS)
18	Damani Maxson	S	6'1"	180	Fr.	Houston, Texas (Clear Lake HS)
18	DeShawn Hanika	TE	6'6"	240	RS-Sr.	Topeka, Kan. (Hayden HS/Butler CC/Iowa State)
19	TJ Crews IV	QB	6'0"	200	RS-Fr.	Lenexa, Kan. (Christ Prep Academy)
19	Tristian Fletcher	LB	6'0"	225	RS-Jr.	Cypress, Texas (Cy Ridge HS/Trinity Valley CC)
20	Johnny Thompson Jr.	RB	5'11"	200	RS-Fr.	Canoga Park, Calif. (Oaks Christian School)
22	Micah Johnson	RB	5'10"	175	Fr.	Wichita, Kan. (Goddard HS)
22	Brian Dilworth	CB	5'11"	185	RS-So.	Hollywood, Fla. (Chaminade-Madonna Prep)
23	Mason Ellis	S	6'2"	205	RS-So.	Mulvane, Kan. (Mulvane HS)
24	Damarius McGhee	CB	6'0"	170	RS-Jr.	Pensacola, Fla. (Pensacola Catholic HS/LSU)
25	Harry Stewart III	RB	5'10"	215	Fr.	Frisco, Texas (Centennial HS)
25	Kaleb Purdy	S	5'11"	185	RS-So.	St. Louis, Mo. (DeSmet Jesuit HS)
26	Jalen Todd	CB	6'1"	180	Fr.	Detroit, Mich. (Southfield A&T HS)
27	Taylor Davis	S	6'0"	195	RS-Fr.	Missouri City, Texas (Ridge Point HS)
28	JaCorey Stewart	LB	6'0"	215	Fr.	Atlanta, Ga. (Milton HS)
28	Sevion Morrison	RB	6'0"	215	RS-Jr.	Tulsa, Okla. (Edison HS/Nebraska)
29	Jameel Croft Jr.	CB	6'0"	180	RS-Fr.	Detroit, Mich. (Martin Luther King HS)
30	Carson Morgan	RB	6'0"	205	RS-Fr.	Bentonville, Ark. (Bentonville West HS)
30	Aundre Gibson	CB	5'10"	180	Fr.	Goodyear, Ariz. (Desert Edge HS)
31	Landon Nelson	S	5'11"	190	RS-Jr.	Maui, Hawaii (Valley HS)
32	Dylan Downing	LB	6'1"	235	RS-Sr.	Kansas City, Kan. (Bishop Miege HS)
33	Jon Jon Kamara	LB	6'3"	205	Fr.	Goodyear, Ariz. (Desert Edge HS)
34	Alex Raich	LB	6'3"	215	RS-Sr.	Chur, Switzerland (Quader Schulhaus/Golden West College)
34	Owen Piepergerdes	K	6'6"	250	RS-Jr.	Kansas City, Mo. (Rockhurst HS)
35	Damon Greaves	P	6'1"	200	So.	Busselton, Australia
36	Jameer Moore	CB	6'3"	175	Fr.	Salina, Kan. (Salina Central HS)
37	Grayden Addison	P	5'11"	220	RS-Jr.	Noblesville, Ind. (Noblesville HS)
38	Jack Schneider	RB	6'3"	195	RS-Fr.	Overland Park, Kan. (Blue Valley West HS)
39	Cole Mondl	LB	5'10"	220	RS-Jr.	Lawrence, Kan. (Lawrence HS)
40	Tabor Allen	K	6'1"	195	Sr.	Mansfield, Texas (Mansfield Lakeridge HS)
41	Ezra Vedral	LB	6'2"	215	RS-Fr.	Omaha, Neb. (Creighton Prep HS)
41	Hunter Luke	WR	5'10"	175	RS-Fr.	Austin, Texas (Westlake HS)
43	Will Gavin	CB	6'1"	170	RS-Jr.	Overland Park, Kan. (St. Thomas Aquinas HS)
43	Max Muehlberger	TE	6'4"	240	RS-So.	Overland Park, Kan. (Blue Valley Northwest HS/Oklahoma State)
44	Cornell Wheeler	LB	6'0"	230	RS-Sr.	West Bloomfield, Mich. (West Bloomfield/Michigan)
44	Carson Bruhn	TE	6'6"	240	Fr.	Sioux Center, Iowa (Sioux Center HS)
45	Dean Miller	DE	6'5"	225	RS-Jr.	Los Angeles, Calif. (Cathedral HS/College of the Canyons)
45	Trevor Kardell	TE	6'5"	255	Sr.	Lee's Summit, Mo. (Lee's Summit West HS)
46	Bai Jobe	DE	6'4"	252	RS-Fr.	Norman, Okla. (Community Christian School/Michigan State)
47	Jacoby Davis	CB	5'10"	170	RS-Fr.	Houston, Texas (North Shore Sr. HS)
47	Jared Casey	TE	6'0"	245	Sr.	Plainville, Kan. (Plainville HS)

ALPHABETICAL ROSTER

Name	Pos.	No.
<b>A</b>		
David Abajian	OL	50
Grayden Addison	P	37
Austin Alexander	CB	17
Tabor Allen	K	40
Kene Anene	OL	72
Lawrence Arnold	WR	2
<b>B</b>		
Cole Ballard	QB	15
Lance Bassett	DT	98
Kobe Baynes	OL	70
Taiwan Berryhill	LB	6
Logan Brantley	LB	16
Dak Brinkley	DE	91
Jaydon Brittingham	DE	59
Dylan Brooks	DE	13
JB Brown	LB	1
Logan Brown	OL	52
Carson Bruhn	TE	44
Cobee Bryant	CB	2
Shane Bumgardner	OL	53
OJ Burroughs	S	5
<b>C</b>		
Bryce Cabeldue	OL	77
Kenean Caldwell	DT	97
Marcus Calvin	DT	56
Jared Casey	TE	47
Calvin Clements	OL	75
Bryce Cohoon	WR	13
Donald Collier	WR	86
Quinton Conley	TE	81
TJ Crews IV	QB	19
Jameel Croft	CB	29
Leyton Cure	TE	87
<b>D</b>		
Jalon Daniels	QB	6
Jacoby Davis	CB	47
Taylor Davis	S	27
Javier Derritt	DT	58
Brian Dilworth	CB	22
Dre Doiron	OL	73
Mello Dotson	CB	3
Dylan Downing	LB	32
Emory Duggar	LS	51
Tommy Dunn Jr.	DT	92
Devin Dye	S	11
Jalen Dye	S	14
<b>E</b>		
Ben Easters	QB	16
Mason Ellis	S	23
Doug Emilien	WR	5
Myles Ewell	OL	76
<b>F</b>		
Kael Farkes	OL	58
Tristian Fletcher	LB	19
Michael Ford Jr.	OL	54
Maxwell Ford	DE	93
<b>G</b>		
Will Gavin	CB	43
Aundre Gibson	CB	30
Jayson Gilliom	LB	10
Nolan Gorczyca	OL	59
Marvin Grant	S	4
Damon Greaves	P	35
Greydon Grimes	OL	78
Luke Grimm	WR	11
<b>H</b>		
Jaden Hamm	TE	17
DeShawn Hanika	TE	18
Blake Herold	DT	94
Amir Herring	OL	56



No.	Name	Pos.	Ht.	Wt.	Yr.	Hometown (High School/Previous School)
49	Tyler Soukhot	CB	5'9"	170	RS-Jr.	Lawrence, Kan. (Lawrence HS)
49	Hollis Moeller	LS	6'0"	205	Fr.	Shawnee, Kan. (Bishop Miege HS)
50	David Abajian	OL	6'5"	285	Fr.	West Hills, Calif. (Chaminade College Prep)
51	Emory Duggar	LS	6'2"	230	RS-Jr.	Baton Rouge, La. (Catholic HS)
52	Logan Brown	OL	6'6"	315	RS-Jr.	Grand Rapids, Mich. (East Kentwood HS/Wisconsin)
52	D.J. Withers	DT	6'4"	310	RS-Jr.	Little Rock, Ark. (Joe T. Robinson HS)
53	Caleb Taylor	DT	6'4"	315	Sr.	St. Louis, Mo. (Staley HS)
53	Shane Bumgardner	OL	6'3"	290	RS-Sr.	West Jefferson, Ohio (West Jefferson HS/Tiffin)
54	Michael Ford Jr.	OL	6'3"	305	Sr.	Homewood, Ill. (Homewood-Flossmoor HS/Bufalo)
55	Darrell Simmons Jr.	OL	6'3"	320	RS-Sr.	Belleville, Ill. (East St. Louis HS/Iowa State)
56	Amir Herring	OL	6'3"	300	RS-Fr.	Southfield, Mich. (West Bloomfield HS/Michigan)
56	Marcus Calvin	DT	6'2"	320	RS-Fr.	St. Petersburg, Fla. (Gibbs HS)
57	Hank Kelly	OL	6'4"	295	RS-Jr.	Fayetteville, Ark. (Fayetteville HS)
58	Javier Derritt	DT	6'2"	280	RS-Sr.	Warrensburg, Mo. (St. Thomas Aquinas HS/North Dakota State)
58	Kael Farkes	OL	6'3"	295	RS-So.	Lenexa, Kan. (Shawnee Mission Northwest HS)
59	Jaydon Brittingham	DE	6'3"	250	RS-Fr.	Lawrence, Kan. (Lawrence HS)
59	Nolan Gorczyca	OL	6'6"	320	RS-Jr.	Omaha, Neb. (Roncalli Catholic HS/Bufalo)
60	Luke Hosford	LS	6'2"	230	RS-Sr.	Cuyahoga Falls, Ohio (Woodridge HS)
61	Bryce Foster	OL	6'5"	330	RS-Jr.	Katy, Texas (Taylor HS/Texas A&M)
65	Carter Lavrusky	OL	6'6"	275	Fr.	Scottsdale, Ariz. (Horizon HS)
67	Eli Richmond	OL	6'4"	270	Fr.	Paola, Kan. (Paola HS)
69	Harrison Utley	OL	6'3"	290	Fr.	Norman, Okla. (Norman HS)
70	Jason Strickland	DT	6'3"	240	Fr.	Olathe, Kan. (Blue Valley Southwest HS)
70	Kobe Baynes	OL	6'4"	315	RS-Jr.	Jacksonville, Fla. (Sandalwood HS/Louisville)
71	Grady Seyfert	DT	6'1"	280	RS-Fr.	Beloit, Kan. (Beloit HS)
71	James Livingston	OL	6'7"	305	RS-Fr.	Dexter, Mich. (Dexter HS)
72	Kene Anene	OL	6'5"	275	Fr.	Cottage Grove, Minn. (East Ridge HS)
73	Dre Doiron	OL	6'4"	305	RS-Jr.	London, Ontario (Catholic Central/Bufalo)
74	De'Kedrick Sterns	OL	6'4"	320	RS-Jr.	Austin, Texas (Del Valle HS)
75	Calvin Clements	OL	6'7"	315	RS-Fr.	Lawrence, Kan. (Lawrence Free State HS)
76	Myles Ewell	OL	6'6"	300	Fr.	Overland Park, Kan. (Blue Valley West HS)
77	Bryce Cabeldue	OL	6'6"	315	Sr.	Clovis, N.M. (Clovis HS)
78	Greydon Grimes	OL	6'6"	230	Fr.	China Spring, Texas (China Spring HS)
80	Mack Moeller	WR	6'3"	210	RS-Jr.	Mission, Kan. (Bishop Miege HS)
81	Quinton Conley	TE	6'6"	235	RS-So.	Kansas City, Mo. (Pembroke Hill School)
82	Isreal Moses	WR	6'2"	185	RS-Fr.	Brooklyn Park, Minn. (De La Salle HS)
83	Grant Muffenbier	WR	6'1"	180	RS-Fr.	Chanhassen, Minnesota (Chanhassen HS)
84	Griffin Koch	WR	6'2"	170	RS-So.	New Canaan, Conn. (IMG Academy)
85	Jarred Sample	WR	5'10"	185	RS-Fr.	Cypress, Texas (Cypress Ranch HS)
86	Donald Collier	WR	5'10"	175	Fr.	Andover, Kan. (Trinity Academy)
87	Leyton Cure	TE	6'3"	235	RS-Jr.	Goodland, Kan./Goodland HS (Fort Hays State)
88	Tevita Ahoafi-Noa	TE	6'4"	250	RS-Sr.	Salt Lake City, Utah (Highland HS (Snow College)
90	Jereme Robinson	DE	6'3"	260	Sr.	Montgomery, Ala. (Carver HS)
91	Dak Brinkley	DE	6'3"	220	Fr.	Katy, Texas (Katy HS)
92	Tommy Dunn Jr.	DT	6'3"	310	RS-Jr.	Garland, Texas (Naaman Forest HS)
93	Maxwell Ford	DE	6'3"	210	RS-Fr.	Overland Park, Kan. (St. Thomas Aquinas HS)
93	Charlie Weinrich	K	5'11"	205	RS-So.	Leawood, Kan. (Blue Valley HS/Nebraska)
94	Blake Herold	DT	6'3"	280	RS-Fr.	Shenandoah, Iowa (Shenandoah HS)
95	Dylan Wudke	DE	6'4"	265	RS-Sr.	Miamisburg, Ohio (Miamisburg HS/Youngstown State)
96	Cole Petrus	DE	6'4"	240	RS-Jr.	St. Louis, Mo. (Vianney HS)
97	Kenean Caldwell	DT	6'3"	325	RS-Jr.	Oak Grove, La. (Oak Grove HS)
98	Lance Bassett	DT	6'2"	290	RS-Fr.	Lawrence, Kan. (Lawrence HS)
99	Ronald McGee	DE	6'3"	275	RS-Sr.	Sumter, S.C. (Sumter HS/Bufalo)

## PRONUNCIATION GUIDE

David <b>Abajian</b>	Uh-bah-jee-in
<b>Tevita Ahoafi-Noa</b>	Tuh-vee-tah Ah-ho-ah-fee Noah
<b>Kene Anene</b>	Ke-ne Uh-ne-ne
<b>Taiwan Berryhill</b>	Tie-wan
Bryce <b>Cohoon</b>	Kuh-hoon
Dre <b>Doiron</b>	Door-ee-in
Emory <b>Duggar</b>	Dug-er
Doug <b>Emilien</b>	Ee-million
Jayson <b>Gilliom</b>	Gill-ee-um
Nolan <b>Gorczyca</b>	Gor-sik-uh
Kael <b>Farkes</b>	Far-kiss

Daniel <b>Hishaw Jr.</b>	High-shaw
<b>Bai Jobe</b>	Bye Jobe
Trevor <b>Kardell</b>	Car-dell
Jon Jon <b>Kamara</b>	Kuh-mar-uh
<b>Keaton Kubecka</b>	Key-ton Cue-beck-uh
<b>Damani</b> Maxson	Duh-mah-nee
<b>Sevion</b> Morrison	Say-vee-on
Owen <b>Piepergerdes</b>	Pe-pur-ger-des
Alex <b>Raich</b>	Rye-sch
Ezra <b>Vedral</b>	Vuh-drall
Dylan <b>Wudke</b>	Wood-key

Name	Pos.	No.
<b>H</b>		
Daniel Hishaw Jr.	RB	9
Luke Hosford	LS	60
<b>J</b>		
Bai Jobe	DE	46
Micah Johnson	RB	22
<b>K</b>		
Jon Jon Kamara	LB	33
Trevor Kardell	TE	45
Hank Kelly	OL	57
Griffin Koch	WR	84
Keaton Kubecka	WR	3
<b>L</b>		
Carter Lavrusky	OL	65
James Livingston	OL	71
Torry Locklin	WR	12
Hunter Luke	WR	41
<b>M</b>		
Isaiah Marshall	QB	8
Damani Maxson	S	18
Colter McDaniel	S	40
Ronald McGee	DE	99
Damarius McGhee	CB	24
Dean Miller	DE	45
Hollis Moeller	LS	49
Mack Moeller	WR	80
Jameer Moore	CB	36
Cole Mondi	LB	39
Carson Morgan	RB	30
Sevion Morrison	RB	28
Israel Moses	WR	82
Max Muehlberger	TE	43
Grant Muffenbier	WR	83
<b>N</b>		
Devin Neal	RB	4
Landon Nelson	S	31
Tevita Ahoafi-Noa	TE	88
<b>P</b>		
Mikey Pauley	QB	14
Cole Petrus	DE	96
Owen Piepergerdes	K	34
Kaleb Purdy	S	25
<b>R</b>		
Alex Raich	LB	34
Eli Richmond	OL	67
Jereme Robinson	DE	90
<b>S</b>		
Jared Sample	WR	85
Jack Schneider	RB	38
Grady Seyfert	DT	71
Darrell Simmons Jr.	OL	55
Quentin Skinner	WR	0
Tyler Soukhot	CB	49
De'Kedrick Sterns	OL	74
Harry Stewart III	RB	25
JaCorey Stewart	LB	28
Jason Strickland	DT	70
<b>T</b>		
Caleb Taylor	DT	53
Johnny Thompson Jr.	RB	20
Jalen Todd	CB	26
<b>U</b>		
Harrison Utley	OL	69
<b>V</b>		
Ezra Vedral	LB	41
Reis Vernon	P	24
<b>W</b>		
DJ Warner	DE	15
Charlie Weinrich	K	93
Cornell Wheeler	LB	44
Trevor Wilson	WR	7
DJ Withers	DT	52
Dylan Wudke	DE	95



0

**QUENTIN SKINNER**  
Wide Receiver | 6'5" | 195 | Sr.  
Claremore, Okla. | Claremore HS

**Career Honors**  
**2024:** Preseason All-Big 12 Third Team (Athlon), Reese's Senior Bowl Watch List

**Bio**  
**2023 (Jr.):** Missouri State: Corralled four catches for 77 yards (game-high), including a 42-yard reception...Illinois: Caught two passes for 24 yards while also rushing for two yards on one attempt...at Nevada: Recorded four receptions good for 50 yards...BYU: Averaged 11 yards per catch on two receptions for 22 yards...at Oklahoma State: Caught two passes for 91 yards, good for 45.5 yards per reception...Also caught two touchdowns, tying his career high... Oklahoma: Caught two passes for 32 yards, good for 16 yards per reception in the win over the Sooners... at Iowa State: Hauled in three passes for a total of 84 yards, good for 28 yards per catch... Texas Tech: Caught two passes for a total of 32 yards, good for 16 yards per reception... Kansas State: Caught two passes for a total of 23 yards, good for 11.5 yards per reception... at Cincinnati: Hauled in four passes for a total of 72 yards, good for 18 yards per catch ... vs. UNLV: Caught two passes for 80 yards in the Bowl win vs. UNLV, surpassing 1,000 career receiving yards.

**2022 (R-So.):** Tennessee Tech: Caught one pass in season opener for 56 yards (game-long)...at West Virginia: Caught three passes on five targets for 50 yards...Secured the win for the Jayhawks with a TD catch in overtime...at Houston: Saw action in win over the Cougars...Rushed for 18 yards on one carry...Duke: Caught two passes for 19 yards in win over the Blue Devils...Iowa State: Grabbed a catch for 10 yards in win over the Cyclones...TCU: Caught four passes for 98 yards and two TDs...Rushed the ball once for three yards...Recorded a tackle (solo)...at Oklahoma: Caught his only target for seven yards...Rushed for 20 yards against the Sooners...at Baylor: Caught four passes for 66 yards and a TD...Oklahoma State: Caught one pass for four yards against the Cowboys... at Texas Tech: Reeled in three catches for 29 yards and a TD...Has five TDs on the season... Texas: Caught four passes for 98 yards against the Longhorns, tying his career high in both receptions and yards...Arkansas: Had one catch for four yards in the Liberty Bowl vs the Razorbacks.

**2021 (R-Fr.):** Contributed for the Jayhawks in 11 games as a redshirt freshman...Saw time at wide receiver and extensive time on special teams...Recorded two solo tackles on the year, including one at Oklahoma State and one against in-state foe Kansas State.

**2020 (Fr.):** Did not see game action.

**High School:** Played at Claremore HS under Head Coach Blake Byars...Amassed 59 catches for 759 receiving yards in his career at Claremore, scoring nine receiving touchdowns...Only played in four games his senior season, hauling in nine receptions for 171 yards and three touchdowns before missing the rest of the season due to injury.

**Personal:** Son of Jamie Dillard and Reggie Skinner...Plans to major in business.


Career Receiving Stats

Date	Opponent	No.	Yds.	TD	Avg.
9-2-22	Tennessee Tech	1	56	0	56.0
9-10-22	at West Virginia	3	50	1	16.7
9-17-22	at Houston	1	-1	0	-1.0
9-24-22	Duke	2	19	0	9.5
10-1-22	Iowa State	1	10	0	10.0
10-8-22	TCU	4	98	2	24.5
10-15-22	at Oklahoma	1	7	0	7.0
10-22-22	at Baylor	4	66	1	16.5
11-5-22	Oklahoma State	1	4	0	4.0
11-12-22	at Texas Tech	3	29	1	9.7
11-19-22	Texas	4	98	0	24.5
12-28-22	vs. Arkansas	1	4	0	4.0
2022		26	440	5	16.9
9-1-23	Missouri State	4	77	0	19.3
9-8-23	Illinois	2	24	0	12.0
9-16-23	at Nevada	4	50	0	12.5
9-23-23	BYU	2	22	0	11.0
10-14-23	at Oklahoma State	2	91	2	45.5
10-28-23	Oklahoma	2	32	0	16.0
11-4-23	at Iowa State	3	84	0	28.0
11-11-23	Texas Tech	2	32	0	16.0
11-18-23	Kansas State	2	23	0	11.5
11-25-23	at Cincinnati	4	72	0	18.0
12-26-23	vs. UNLV	2	80	0	40.0
2023		29	587	2	20.2
8-29-24	Lindenwood	1	25	0	25.0
9-7-24	at Illinois	3	42	0	14.0
9-21-24	at West Virginia	2	22	0	11.0

9-28-24	TCU	2	16	0	8.0
10-5-24	at Arizona State	6	130	2	21.7
10-19-24	Houston	2	59	1	29.5
11-9-24	Iowa State	4	135	1	33.8
2024		20	429	4	21.5
Career		76	1,456	11	19.2
Career Highs: Receptions - 6 (at Arizona State, 10-5-24), Yards - 135 (vs. Iowa State, 11-9-24), Touchdowns - 2 (Three Times, MR at Arizona State, 10-5-24)					

Career Rushing Stats

Date	Opponent	No.	Yds.	TD	Avg.
9-17-22	at Houston	1	18	0	18.0
10-8-22	TCU	1	3	0	3.0
2022		2	21	0	10.5
9-8-23	Illinois	1	2	0	2.0
12-26-23	vs. UNLV	1	6	0	6.0
2023		2	8	0	4.0
8-29-24	vs. Lindenwood	1	27	0	27.0
9-7-24	at Illinois	1	-7	0	-7.0
9-28-24	TCU	1	2	0	2.0
2024		3	22	0	7.3
Career		7	51	0	7.3
Career Highs: Rushes - 1 (Seven times, MR vs. TCU, 9-28-24), Yards - 27 (vs. Lindenwood, 8-29-24)					



1

**JB BROWN**  
Linebacker | 6'2" | 230 | Sr.  
Hughes, Ark. | Har-Ber HS/Bowling Green

**Career Honors**  
**2024:** Preseason All-Big 12 Third Team (Athlon), Preseason All-Big 12 Fourth Team (Phil Steele), Reese's Senior Bowl Watch List.

**Bio**  
**2023 (Jr):** Missouri State: Recorded a tackle for loss and four total tackles in first game at Kansas...Illinois: Sacked the quarterback and earned another tackle for loss totaling two...Ended the night with six total tackles...at Nevada: Forced his first fumble as a Jayhawk...Recorded an 11-yard tackle for loss...Recorded three total tackles...BYU: Sacked the quarterback once for a loss of 10 yards...Totalled three solo tackles...at Texas: Totalled nine tackles (five solo) in the game... at Oklahoma State: Tied his career high in tackles with nine, seven of which were solo... Oklahoma: Recorded five tackles in the contest, four of which being solo... at Iowa State: Recorded two total tackles in the win over the Cyclones... Also recorded a tackle for loss... Texas Tech: Recorded two solo tackles in the contest... Kansas State: Recorded four tackles (all solo) in the contest... at Cincinnati: Totalled seven tackles (three solo) in the victory over the Bearcats ... vs. UNLV: Recorded three tackles in the Guaranteed Rate Bowl vs. UNLV.

**2022 (Jr. at Bowling Green):** Played in all 13 of BGSU's games...Made a career-high eight tackles in season opener at UCLA...Notched six tackles and 1.0 sacks against Eastern Kentucky...Recorded five tackles and forced two fumbles inside the BGSU's five-yard line against Marshall...Made four tackles, 0.5 sack, forced a fumble and broke up a pass at Mississippi State...Made three stops and recovered a fumble at Akron...Notched three tackles in win over Miami (OH)...Recorded three stops at Central Michigan...Recorded three tackles in win over Western Michigan...Made four stops and 1.5 TFLs against Kent State...Notched eight tackles at Ohio...Made three stops in the Quick Lane Bowl against New Mexico State.

**2021 (So. at Bowling Green):** Played in all 12 of BGSU's games...Made 22 total tackles and 1.0 TFL...Recovered a fumble at Tennessee...Made three stops at Tennessee, vs. Murray State and at Minnesota...Notched his lone TFL against Ohio.

**2020 (Fr. at Bowling Green):** Played all five games for the Falcons...Posted his first career tackle at Akron.

**High School:** Played three years of varsity football for Chris Wood at Har-Ber High School...2019 all-state outside linebacker...2018 all-conference...Earned Jonesboro Sun's "Best Under The Sun" recognition in 2018...2017 defensive skill player of the year... Named a team captain.

Career Defensive Stats

Date	Opponent	UA-At-TT	TFL	Sack	Int.	PD	FF/R
9-1-23	Missouri State	2-2-4	0.5-2	0-0	0	1	0/0
9-8-23	Illinois	3-3-6	2.0-7	1.0-6	0	1	0/0
9-16-23	at Nevada	2-1-3	1.0-11	0-0	0	0	1/0
9-23-23	BYU	3-0-3	1.0-10	1.0-10	0	0	0/0
9-30-23	at Texas	5-4-9	0-0	0-0	0	0	0/0
10-14-23	at Oklahoma State	7-2-9	0-0	0-0	0	0	0/0
10-28-23	Oklahoma	4-1-5	0-0	0-0	0	0	1/1
11-4-23	at Iowa State	1-1-2	1.0-2	0-0	0	0	0/0
11-11-23	Texas Tech	2-0-2	0-0	0-0	0	0	0/0



11-18-23	Kansas State	4-0-4	0-0	0-0	0	0	0/0
11-25-23	at Cincinnati	3-4-7	0-0	0-0	0	0	0/0
12-26-23	vs. UNLV	3-0-3	0-0	0-0	0	0	0/0
2023		39-18-57	4.5-32	1.0-16	0	2	2/1
8-29-24	Lindenwood	3-0-3	1.0-3	0-0	0	0	0/0
9-7-24	at Illinois	3-2-5	0.5-0	0-0	0	0	0/0
9-13-24	UNLV	7-1-8	1.5-2	0-0	0	0	0/0
9-21-24	at West Virginia	1-1-2	1.0-2	1.0-2	0	1	0/0
9-28-24	TCU	6-1-7	1.0-8	1.0-8	0	0	0/0
10-5-24	at Arizona State	5-6-11	0-0	0-0	0	1	0/0
10-19-24	Houston	5-1-6	3.0-15	2.0-13	0	0	0/0
10-26-24	at Kansas State	4-4-8	0-0	0-0	0	0	0/1
11-9-24	Iowa State	7-3-10	0-0	0-0	0	0	0/0
2024		41-19-60	8.0-30	4.0-23	0	2	0/1
Career		80-37-117	12.5-62.5	0-39	0	4	2/2

**Career Highs:** Tackles - 11 (at Arizona State, 10-5-24), Tackles for loss - 3 (vs. Houston, 10-19-24), Sacks - 2.0 (vs. Houston, 10-19-24), Pass deflections - 1 (Four Times, MR at Arizona State, 10-5-24)



2

LAWRENCE ARNOLD

Wide Receiver | 6'3" | 205 | Sr.

DeSoto, Texas | DeSoto HS

#### Career Honors

**2024:** Preseason All-Big 12 Second Team (Athlon), Biletnikoff Award Watch List, Earl Campbell Tyler Rose Award Watch List, Reese's Senior Bowl Watch List, East-West Shrine Bowl 1000 Watch List.

**2023:** Honorable Mention All-Big 12...Preseason All-Big 12 Fourth Team (Athlon, Phil Steele), Earl Campbell Tyler Rose Award Watch List.

#### Bio

**2023 (Jr.):** Missouri State: Completed four catches for 77 including a team-best 52-yard reception...Illinois: Caught a team-high five receptions on five targets for 89 yards...at Nevada: Hauled in five catches for 46 yards...BYU: Produced 34 yards on four receptions... at Texas: Completed one catch on two targets for five yards in the contest...UCF: Caught the first touchdown of his 2023 season with a five-yard reception, his only catch of the afternoon. at Oklahoma State: Caught five passes for 68 yards, good for 13.6 yards per reception. Oklahoma: Caught three passes for a total of 79 yards, good for 26.3 yards per catch... at Iowa State: Hauled in three passes for 112 yards and a touchdown in the win over the Cyclones...Texas Tech: Hauled in two passes for a total of 44 yards, good for 22 yards per catch...Kansas State: Hauled in two passes for 17 yards, also caught his third touchdown of the season...at Cincinnati: Totaled three receptions for 74 yards ... Caught three touchdowns in the Guaranteed Rate Bowl vs. UNLV on six catches for 132 yards. His three touchdowns and 132 yards were both career highs.

**2022 (R-Soph.):** Tennessee Tech: Made the start for KU at wide receiver...Caught four catches for 56 yards on five targets...at West Virginia: Grabbed three catches for 30 yards against the Mountaineers...at Houston: Led the Jayhawks in receptions with three for 24 yards on five targets...Duke: Made four catches on four targets, good for a team-high 84 yards...Reeled in a TD reception in win over Duke...Iowa State: Did not record any stats...TCU: Grabbed three catches on six targets for 41 yards...Recorded 24 yards after the catch...at Oklahoma: Recorded season-high 113 yards on five catches...Also reeled in two TDs against the Sooners...at Baylor: Logged 53 yards on three catches against the Bears...Oklahoma State: Caught two passes for 18 yards and a TD against the Cowboys... at Texas Tech: Brought in a game-high 110 yards on four catches for his second game of the season with 100+ receiving yards...Texas: Caught his only target for a 42-yard gain...at Kansas State: Finished with five catches for 26 yards vs the Wildcats...Arkansas: Logged six catches for 119 yards and 53 yards after the catch making this game the third time of the season with 100+ receiving yards.

**2021 (R-Fr):** Contributor for the Jayhawks that saw playing time in 11 out of 12 KU games, while starting 9 of those games...Recorded 27 catches for 316 yards and three touchdowns...good for an average of 11.7 yards per catch, with a long reception of 37 yards...South Dakota: Caught his first two career touchdowns in the season opener, including the game-winner for a total of three catches and two touchdowns...at Coastal Carolina: Saw playing time against the Chanticleers...Had one reception of 37 yards (season high reception) and longest of his career...at Duke: First start...Made eight catches, good for 68 yards...Texas Tech: Saw action against the Red Raiders... Made one catch for 16 yards, including a touchdown...Oklahoma: Compiled four catches for a season high of 73 yards...Oklahoma State: Saw action against the Cowboys...Recorded one catch for 14 yards...Kansas State: Grabbed three catches for 21 yards...at Texas: Started against the Longhorns...Made four catches for 30 yards, contributing to the Jayhawks OT win...at TCU: Recorded one catch for 14 yards and one solo tackle... West Virginia: Saw playing time...Recorded one catch for 14 yards.

**2020 (Fr.):** Played in the first four games of the season, earning a start at Baylor...Caught six passes for a total of 45 yards, good for an average of 7.5 yards per catch. Coastal Carolina: Made his Kansas debut in the Jayhawks' season opener...Caught two passes for 18 yards against the Chanticleers...at Baylor: Started his first-career game at wide receiver

against the Bears...Had one catch for seven yards...Oklahoma State: Accumulated 20 yards against OSU on three receptions with a long catch of 11 yards...at West Virginia: Saw playing time against the Mountaineers, but did not record any stats.

**High School:** Rated as a three star recruit by Rivals.com, 247 Sports and ESPN...The No. 43 prospect out of the Lone Star State, according to the Dallas Morning News...Ranked as the No. 81 recruit in the state of Texas according to Rivals...Projected to be a Power-5 starter according to 247Sports.com...Among the top-100 high school recruits in the state of Texas, according to the Waco Tribune-Herald...In his senior season he recorded 53 receptions with 877 receiving yards, with 15 receiving touchdowns...Earned first-team all-district honors as a junior...Earned first-team all-district selection as a sophomore.


#### Career Receiving Stats

Date	Opponent	No.	Yds.	TD	Avg.
9-12-20	Coastal Carolina	2	18	0	9.0
9-26-20	at Baylor	1	7	0	7.0
10-3-20	Oklahoma State	3	20	0	6.7
2020		6	45	0	7.5
9-3-21	South Dakota	3	33	2	11.0
9-10-21	at Coastal Carolina	1	37	0	37.0
9-25-21	at Duke	8	65	0	8.5
10-16-21	Texas Tech	1	16	1	16.0
10-23-21	Oklahoma	4	73	0	18.3
10-30-21	at Oklahoma State	1	14	0	14.0
11-6-21	Kansas State	3	21	0	7.0
11-13-21	at Texas	4	30	0	7.5
11-20-21	at TCU	1	14	0	14.0
2021		26	303	3	10.9
9-2-22	Tennessee Tech	4	56	0	14.0
9-10-22	at West Virginia	3	30	0	10.0
9-17-22	at Houston	3	24	0	8.0
9-24-22	Duke	4	84	1	21.0
10-8-22	TCU	3	41	0	13.7
10-15-22	at Oklahoma	5	113	2	22.6
10-22-22	at Baylor	3	53	0	17.7
11-5-22	Oklahoma State	2	18	1	9.0
11-12-22	at Texas Tech	4	110	0	27.5
11-19-22	Texas	1	42	0	42.0
11-26-22	at Kansas State	4	26	0	6.5
12-28-22	vs. Arkansas	8	119	0	14.9
2022		44	716	4	16.6
9-1-22	Missouri State	4	77	0	19.3
9-8-23	Illinois	5	89	0	17.8
9-16-23	at Nevada	5	46	0	9.2
9-23-23	BYU	4	34	0	8.5
9-30-23	at Texas	1	5	0	5.0
10-7-23	UCF	1	5	1	5.0
10-14-23	at Oklahoma State	5	68	0	13.6
10-28-23	Oklahoma	3	79	0	26.3
11-4-23	at Iowa State	3	112	1	37.3
11-11-23	Texas Tech	2	44	0	22.0
11-18-23	Kansas State	2	17	1	8.5
11-25-23	at Cincinnati	3	74	0	24.7
12-26-23	vs. UNLV	6	132	3	22.0
2023		44	782	6	17.8
8-29-24	Lindenwood	2	29	0	14.5
9-7-24	at Illinois	4	44	1	11.0
9-13-24	UNLV	4	58	0	14.5
9-21-24	at West Virginia	2	46	0	23.0
9-28-24	TCU	3	32	0	10.7
10-5-24	at Arizona State	1	5	0	5.0
10-19-24	Houston	4	80	0	20.0
10-26-24	at Kansas State	3	24	0	8.0
2024		23	318	1	13.8
Career		142	2,148	14	15.1

**Career Highs:** Receptions - 8 (Two Times, MR vs. Arkansas, 12-28-22), Yards - 132 (vs. UNLV, 12-26-23), Long - 60 (at Texas Tech, 11-12-22), Touchdowns - 3 (vs. UNLV, 12-26-23).

#### Career Rushing Stats

Date	Opponent	No.	Yds.	TD	Avg.
10-7-23	UCF	1	10	0	10.0
9-13-24	UNLV	1	14	0	14.0



2

COBEE BRYANT

Cornerback | 6'0" | 175 | Sr.

Evergreen, Ala. | Hillcrest HS

Career Honors

**2024:** Bronko Nagurski National Defensive Player of the Week (Oct. 22), Big 12 Defensive Player of the Week (Oct. 21), Paycom Jim Thorpe Award National DB of the Week (Oct. 22), Reese's Senior Bowl National Defensive Player of the Week, East-West Shrine Bowl Defensive Player of the Week, Preseason All-America Second Team (Phil Steele), Preseason All-Big 12 First Team (Athlon, Phil Steele, Media), Bronko Nagurski Trophy Watch List, Jim Thorpe Award Watch List, Chuck Bednarik Award Watch List, Lot IMPACT Trophy Watch List, Reese's Senior Bowl Watch List, East-West Shrine Bowl Watch List  
**2023:** All-Big 12 First Team, Big 12 Defensive Player of the Week (Sept. 25), Preseason All-Big 12 First Team (Big 12, Phil Steele), Bronko Nagurski Trophy Watch List, Lott IMPACT Preseason Watch List, Preseason All-Big 12 First Team (Athlon), Chuck Bednarik Award Watch List, Jim Thorpe Award Preseason Watch List... **2022:** All-Big 12 First Team (Coaches), All-Big 12 Second Team (AP)

**Bio**  
**2023 (Jr.):** Missouri State: Caught his first interception of 2023 in the season opener... Logged two solo tackles including a tackle for a loss of five...Illinois: Recorded three tackles and a pass breakup in the week two win...BYU: Forced a fumble on a massive hit, recovered the fumble and returned it for a touchdown in the first quarter...Also recorded another interception for his second of the season...Recorded an 11-yard tackle for loss, his second tackle for loss of his career...Totaled three tackles, all solo...at Texas: Produced five total tackle, all solo...UCF: Totaled seven tackles in the game, all solo. at Oklahoma State: Recorded one solo tackle and a pass deflection... at Iowa State: Recorded two solo tackles for loss in the contest... Texas Tech: Tallied three tackles (all solo) in the contest... Kansas State: Recorded a solo tackle in the contest... Also recorded two pass breakups...at Cincinnati: Secured his third interception of the season, a one-handed highlight reel catch that reached No. 2 on ESPN's Top 10 Plays...Added three tackles and one pass breakup ... vs. UNLV: Recorded two tackles, one sack and one interception in the Guranteed Rate Bowl vs. UNLV, Bryant's fourth interception of the season.

**2022 (Soph.):** Tennessee Tech: Started on defense for Kansas at cornerback...Recovered a blocked kick for a touchdown...at West Virginia: Sealed the win for Kansas with an interception in OT...Recorded four tackles (three solo, one assisted) and a pass breakup... Named Big 12 Defensive Player of the Week...at Houston: Recorded three tackles (solo) in win over the Cougars...Duke: Secured four tackles (solo) in win over the Blue Devils... Iowa State: Logged six tackles (five solo, one assisted)...Grabbed his second interception of the season against the Cyclones...Also broke up a pass...TCU: Recorded a solo tackle and broke up a pass against the Horned Frogs...at Oklahoma: Compiled four tackles (three solo, one assisted)...at Baylor: Did not play...Oklahoma State: Logged six tackles (four solo, two assisted)...Grabbed an interception early in the first quarter against the Cowboys...Broke-up two pass attempts...at Texas Tech: Made three solo tackles and broke-up three pass attempts against the Red Raiders...Texas: Made one solo tackle... at Kansas State: Recorded one tackle, being a solo tackle...Arkansas: Finished with four total tackles (three solo, one assisted)...Also had a fumble recovery and a pass breakup in the Liberty Bowl vs the Razorbacks.

**2021 (Fr):** Saw playing time in 11 out of 12 KU games as a true freshman, while starting seven of those games...Made his first career start against Baylor...Contributed 21 total tackles to the Jayhawks' defensive efforts (19 solo and two assisted)...recorded a career high five tackles against TCU...Had 1.0 TFL (for one yard)...On pass defense, the freshman cornerback registered one quarterback hurry, as well as two interceptions, with a total return of 31 yards, on the year, including an interception return for a touchdown in the team's win over Texas...South Dakota: Saw playing time vs. the Coyotes...Did not record any stats...at Coastal Carolina: Recorded two solo tackles against the Chanticleers... Baylor: Made his first career start, rallied three solo tackles against the Bears...Duke: Saw action on defense...Did not record any stats...at Iowa State: Made a career high five tackles (solo)...Texas Tech: Secured four tackles (three solo and one assisted)...Oklahoma: Made fifth consecutive start...one tackle (solo) against the Sooners...Kansas State: Saw playing time against the Wildcats, recording one (solo) tackle...at Texas: Started and made four tackles (three solo and one assisted) in the overtime win against the Longhorns...at TCU: Saw playing time vs. the Horned Frogs...recorded one tackle (solo)... West Virginia: Started...Did not record any stats.


Career Defensive Stats

Date	Opponent	UA-At-TTd	TFL	Sack	Int.	PD	FF/R
9-10-21	at Coastal Carolina	2-0-2	0-0	0-0	0	0	0/0
9-18-21	Baylor	3-1-4	0-0	0-0	0	0	0/0
10-2-21	at Iowa State	5-0-5	1.0-0	0-0	0	0	0/0
10-16-21	Texas Tech	3-1-4	0-0	0-0	0	0	0/0
10-23-21	Oklahoma	1-0-1	0-0	0-0	0	0	0/0
11-6-21	Kansas State	1-0-1	0-0	0-0	0	0	0/0
11-13-21	at Texas	3-1-4	0-0	0-0	1	1	0/0
11-20-21	at TCU	1-0-1	0-0	0-0	1	0	0/0
<b>2021</b>		<b>19-3-22</b>	<b>1.0-0</b>	<b>0-0</b>	<b>2</b>	<b>1</b>	<b>0/0</b>
9-10-22	at West Virginia	3-1-4	0-0	0-0	1	1	0/0
9-17-22	at Houston	3-0-3	0-0	0-0	0	0	0/0
9-24-22	Duke	4-0-4	0-0	0-0	0	0	0/0
10-1-22	Iowa State	5-1-6	0-0	0-0	1	1	0/0
10-8-22	TCU	1-0-1	0-0	0-0	0	1	0/0
10-15-22	at Oklahoma	3-1-4	0-0	0-0	0	0	0/0
11-5-22	Oklahoma State	4-2-6	0.5-1	0-0	1	2	0/0
11-12-22	at Texas Tech	3-0-3	0-0	0-0	0	3	0/0
11-19-22	Texas	1-0-1	0-0	0-0	0	0	0/0
11-26-22	at Kansas State	1-0-1	0-0	0-0	0	0	0/0
12-18-22	vs. Arkansas	3-1-4	0-0	0-0	0	1	0/1
<b>2022</b>		<b>32-6-38</b>	<b>0.5-1</b>	<b>0-0</b>	<b>3</b>	<b>9</b>	<b>0/1</b>
9-1-23	Missouri State	2-0-2	1.0-5	0-0	1	0	0/0
9-8-23	Illinois	2-1-3	0-0	0-0	0	1	0/0
9-23-23	BYU	3-0-3	1.0-11	0-0	1	0	1/1
9-30-23	at Texas	5-0-5	0-0	0-0	0	0	0/0
10-7-23	UCF	7-0-7	0-0	0-0	0	0	0/0
10-14-23	at Oklahoma State	1-0-1	0-0	0-0	0	1	0/0
11-4-23	at Iowa State	2-0-2	2.0-2	0-0	0	0	0/0
11-11-23	Texas Tech	3-0-3	0-0	0-0	0	0	0/0
11-18-23	Kansas State	1-0-1	0-0	0-0	0	2	0/0
11-25-23	at Cincinnati	2-1-3	0-0	0-0	1	1	0/0
12-26-23	vs. UNLV	2-0-2	1.0-11	1.0-11	1	1	0/0
<b>2023</b>		<b>30-2-32</b>	<b>5.0-29</b>	<b>1.0-11</b>	<b>4</b>	<b>6</b>	<b>1/1</b>
8-29-24	Lindenwood	0-0-0	0-0	0-0	0	1	0/0
9-7-24	at Illinois	2-1-3	0.5-4	0.5-4	0	0	0/0
9-13-24	UNLV	3-0-3	0-0	0-0	0	1	0/0
9-21-24	at West Virginia	2-0-2	0-0	0-0	1	1	0/0
9-28-24	TCU	6-4-10	0-0	0.5-1	0	1	1/0
10-5-24	at Arizona State	1-1-2	0-0	0-0	0	0	0/0
10-19-24	Houston	2-1-3	1.0-5	0-0	3	0	0/0
10-26-24	at Kansas State	1-0-1	0-0	0-0	0	0	0/0
11-9-24	Iowa State	3-2-5	0-0	0-0	0	0	0/0
<b>2024</b>		<b>20-9-29</b>	<b>1.5-9</b>	<b>1.0-5</b>	<b>4</b>	<b>4</b>	<b>1/0</b>
<b>Career</b>		<b>98-19-117</b>	<b>8.0-39</b>	<b>2.0-16</b>	<b>14</b>	<b>20</b>	<b>2/2</b>

**Career Highs:** Tackles - 10 (vs. TCU, 9-28-24), Tackles for loss - 2 (at Iowa State, 11-4-23), Sacks - 1 (vs. UNLV, 12-26-23), Interceptions - 3 (vs. Houston, 10-19-24), Pass Deflections - 3 (at Texas Tech, 11-12-22).







3

MELLO DOTSON

Cornerback | 6'1" | 190 | Sr.  
Daytona Beach, Fla. | Mainland HS

Career Honors

**2024:** Preseason All-Big 12 (Media), Preseason All-Big 12 Second Team (Athlon, Phil Steele), Reese's Senior Bowl Watch List, East-West Shrine Bowl 1,000 Watch List  
**2023:** Named All-America Third Team by College Football Network...All-Big 12 Honorable Mention  
**2021:** Academic All-Big 12 Football First Team.

Bio

**2023 (Jr.):** Missouri State: Recorded two solo tackles in the season opening win...Illinois: Caught the first interception of his 2023 campaign and recorded three total tackles...at Nevada: Broke up two passes and recorded his second-career tackle for loss...Totaled six tackles...BYU: Produced a career-high three pass deflections...Recorded one solo tackle... at Texas: Logged six total tackles, all solo...Tackled the runner behind the line for his second tackle for loss of the season...Produced one pass breakup...UCF: Totaled three tackles in the contest, all solo. at Oklahoma State: Tallied seven tackles (five solo), and recorded a pass deflection... Oklahoma: Returned an interception for a touchdown in the win over the Sooners... Also recorded an assisted tackle... at Iowa State: Totaled three tackles, one solo in the contest... Also returned an interception for a touchdown... Texas Tech: Tallied eight tackles, all of which were solo including a sack for a loss of seven yards... Kansas State: Earned a solo tackle and his fourth interception of the season in the contest... vs. UNLV: Compiled four tackles and two pass breakups in the win in the Guaranteed Rate Bowl.

**2022 (RS-Soph.):** Tennessee Tech: Made the start at cornerback for the Jayhawks... Recorded a tackle and pass break-up...at West Virginia: Registered four tackles (solo) in Jayhawks win...at Houston: Compiled three tackles (solo) at cornerback for the Jayhawks...Duke: Led the Jayhawks in tackles with nine (eight solo, one assisted) against the Blue Devils...Broke-up two pass attempts and recorded a tackle-for-loss of two yards...Iowa State: Logged a team-high seven tackles (five solo, two assisted) in win over the Cyclones...TCU: Recorded three tackles against the Horned Frogs (one solo, two assisted)...at Oklahoma: Grabbed seven tackles (three solo, four assisted) and two pass breakups against the Sooners...at Baylor: Intercepted his first pass of the season... Made four tackles (three solo, one assisted)...Oklahoma State: Recorded three tackles (solo) and an interception for 13 yards against the Cowboys...at Texas Tech: Recorded five tackles (three solo, two assisted)...Texas: Made two tackles against the Longhorns (one solo, one assisted)...at Kansas State: Recorded two tackles, both being solo...Arkansas: Finished with four tackles and one pass breakup in the Liberty Bowl vs the Razorbacks.

**2021 (RS-Fr.):** Started on defense for the Jayhawks in eight games, while playing in all 12 on the year...Had 24 total tackles (21 solo and three assisted)...Made a career high and season high 65-yard interception return against Duke.

**2020 (Fr.):** Saw playing time in a third of the team's nine games as a true freshman... Tallied a pair of tackles on defense in those three games, one each of the solo and assisted variety. Oklahoma State: Made his Jayhawk debut and registered a solo tackle against the Cowboys for the first stat of his collegiate career...at Kansas State: Saw playing time in the Dillons Sunflower Showdown without recording any statistics...at Oklahoma: Assisted on a tackle against the Sooners to bring his total tackles on the season to two.

**High School:** Rated a three star prospect by ESPN...Coached by head coach Scott Wilson at Mainland HS...Collected 46 total tackles and five interceptions as a senior...Registered 110 return yards on his five picks...Also tallied five pass breakups in 2019.  
**Personal:** Son of Chenette Lord and Meiko Dotson...Brother, Meiko Dotson Jr., played at Garden City CC and is currently on the team at Florida Atlantic where he led the FBS in interceptions in 2019 with nine...Undecided on a major.

Career Defensive Stats

Date	Opponent	UA-At-TT	TFL	Sack	Int.	PD	FF/R
10-3-20	Oklahoma State	1-0-1	0-0	0-0	0	0	0/0
11-7-20	Oklahoma	0-1-1	0-0	0-0	0	0	0/0
2020		1-1-2	0-0	0-0	0	0	0/0
9-3-21	South Dakota	1-0-1	0-0	0-0	0	0	0/0
9-10-21	at Coastal Carolina	1-0-1	0-0	0-0	0	0	0/0
9-18-21	Baylor	3-0-3	0-0	0-0	0	0	0/1
9-25-21	at Duke	3-1-4	0-0	0-0	1	0	0/0
10-2-21	at Iowa State	2-0-2	0-0	0-0	0	0	0/0
10-16-21	Texas Tech	2-1-3	0-0	0-0	0	1	1/0
10-23-21	Oklahoma	2-0-2	0-0	0-0	0	0	0/0
10-30-21	at Oklahoma State	2-0-2	0-0	0-0	0	0	0/0
11-6-21	Kansas State	2-0-2	0-0	0-0	0	0	0/0
11-13-21	at Texas	1-0-1	0-0	0-0	0	0	0/0

2021		20-2-22	0-0	0-0	1	1	1/1
9-2-22	Tennessee Tech	1-0-1	0-0	0-0	0	1	0/0
9-10-22	at West Virginia	4-0-4	0-0	0-0	0	0	0/0
9-17-22	at Houston	3-0-3	0-0	0-0	0	0	0/0
9-24-22	Duke	8-1-9	1-0-2	0-0	0	2	0/0
10-1-22	Iowa State	5-2-7	0-0	0-0	0	0	0/0
10-8-22	TCU	1-2-3	0-0	0-0	0	0	0/0
10-15-22	at Oklahoma	3-4-7	0-0	0-0	0	2	0/0
10-22-22	at Baylor	3-1-4	0-0	0-0	1	0	0/0
11-5-22	Oklahoma State	3-0-3	0-0	0-0	1	0	0/0
11-12-22	at Texas Tech	3-2-5	0-0	0-0	0	0	0/0
11-19-22	Texas	1-1-2	0-0	0-0	0	0	0/0
11-26-22	at Kansas State	2-0-2	0-0	0-0	0	0	0/0
12-28-22	vs. Arkansas	4-0-4	0-0	0-0	0	1	0/0
2022		41-13-54	1-0-2	0-0	2	6	0/0
9-1-23	Missouri State	2-0-2	0-0	0-0	0	0	0/0
9-8-23	Illinois	2-1-3	0-0	0-0	1	1	0/0
9-16-23	at Nevada	5-1-6	1-0-2	0-0	0	2	0/0
9-23-23	BYU	1-0-1	0-0	0-0	0	3	0/0
9-30-23	at Texas	6-0-6	1-0-4	0-0	0	1	0/0
10-7-23	UCF	3-0-3	0-0	0-0	0	0	0/0
10-14-23	at Oklahoma State	5-2-7	0-0	0-0	0	1	0/0
10-28-23	Oklahoma	0-1-1	0-0	0-0	1	0	0/0
11-4-23	at Iowa State	1-2-3	0-0	0-0	1	0	0/0
11-11-23	Texas Tech	8-0-8	1-0-7	1-0-7	0	0	0/0
11-18-23	Kansas State	1-0-1	0-0	0-0	1	0	0/0
11-25-23	at Cincinnati	1-2-3	0-0	0-0	0	1	0/0
12-26-23	vs. UNLV	2-2-4	0-0	0-0	0	2	0/0
2023		37-11-48	3-0-13	1-0-7	4	12	0/0
8-29-24	Lindenwood	5-0-5	0-0	0-0	1	0	0/0
9-7-24	at Illinois	3-2-5	0-0	0-0	0	0	0/0
9-13-24	UNLV	6-0-6	1-0-1	0-0	0	1	0/0
9-21-24	at West Virginia	4-1-5	0-0	0-0	1	1	0/0
9-28-24	TCU	6-0-6	0-0	0-0	1	0	0/0
10-5-24	at Arizona State	4-1-5	0-0	0-0	0	1	1/1
10-19-24	Houston	1-0-1	0-0	0-0	0	1	0/0
10-26-24	at Kansas State	2-2-4	0-0	0-0	0	1	0/0
11-9-24	Iowa State	1-0-1	0-0	0-0	1	0	0/0
2024		32-6-38	1-0-1	0-0	4	5	1/1
Career		132-35-165	5-0-16	1-0-7	11	23	2/2

**Career Highs:** Tackles - 9 (vs. Duke, 9-24-22), Interceptions - 1 (11 Times, MR vs. Iowa State, 11-9-24), Forced Fumbles - 1 (Two Times, MR at Arizona State, 10-5-24), Tackles for loss - 1 (Three Times, MR vs. UNLV, 9-13-24), Pass Deflections - 3 (vs. BYU, 9-23-23), Sacks - 1 (vs. Texas Tech, 11-11-23)





3

KEATON KUBECKA

Wide Receiver | 6'2" | 215 | RS-Fr.

Austin, Texas | Westlake HS

**Bio**  
**2023 (Fr.):** Saw action in four regular season games and the 2023 Guaranteed Rate Bowl. Did not record any stats. Redshirted his freshman season.

**High School:** A 247 Sports and Rivals 3-star recruit...Had a strong senior year with 53 catches for 828 yards and nine touchdowns in 15 games played...Helped team to a 14-1 record as a senior and a spot in the 6A state championship game...Member of the 2020 and 2021 state championship squads...Finished high school career with 99 catches for 1,654 yards and 23 touchdowns...Played for Coach Tony Salazar...High school had a 56-game winning streak.

**Personal:** Son of Dwayne Kubecka and Lori and Mike Winkelmann...Hobbies include playing the guitar and playing basketball and golf.



4

MARVIN GRANT

Safety | 6'2" | 210 | RS-Sr.

Detroit, Mich. | Martin Luther King Jr. HS/ Purdue

**Career Honors**  
**2024:** Preseason All-Big 12 Fourth Team (Athlon)

**Bio**  
**2023 (RS-Jr.):** Missouri State: Produced a career-high two tackles for loss and a total of four tackles in the season opener...Illinois: Recorded two solo tackles and two assists totaling four tackles at safety...Also had one pass breakup...at Nevada: Totaled four total tackles for the third time this season along with a solo tackle for loss...Forced a fumble, totaling two in his Kansas career...BYU: Totaled one tackle, assisted...at Texas: Totaled three tackles (two solo, one assist)...UCF: Recorded three solo tackles throughout the game...at Oklahoma State: Totaled four tackles, including two solo tackles...Oklahoma: Recorded eight total tackles in the win over the Sooners, seven of those tackles were solo... at Iowa State: Assisted on a tackle in the win over the Cyclones...Texas Tech: Totaled six tackles (all solo), including a tackle for loss in the contest...Kansas State: Recorded three tackles (all solo) in the contest...at Cincinnati: Tallied five tackles (one solo, four assist) in the regular season finale ... vs. UNLV: Recorded six tackles (five solo, one assist) in the win vs. UNLV in the 2023 Guaranteed Rate Bowl.

**2022 (RS-Jr.):** Tennessee Tech: Recorded two solo tackles in season-opener...at West Virginia: Compiled three tackles against the Mountaineers (two solo, one assisted)... at Houston: Recorded a tackle (solo) against the Cougars...Duke: Logged four tackles (three solo, one assisted) and a pass break-up in win over the Blue Devils...Iowa State: Recorded four tackles (two solo, two assisted) in win over the Cyclones...Grabbed two tackles against the Horned Frogs (one solo, one assisted)...at Oklahoma: Compiled six tackles against the Sooners (three solo, three assisted)...at Baylor: Led both sides with 11 tackles (seven solo, four assisted) for his season high...Oklahoma State: Recorded two tackles (one solo, one assisted) against the Cowboys...at Texas Tech: Made a solo tackle against the Red Raiders...Texas: Logged six tackles (five solo, one assisted)...One TFL for two yards...at Kansas State: Had five total tackles (four solo, one assisted) vs the Wildcats...Also had half a TFL...Arkansas: Finished with five total tackles (two solo, three assisted) against the Razorbacks...He also forced a fumble late in the game.

**2021 (R-So. at Purdue):** Started all 13 games for the Boilers in the secondary...Finished the season with 75 total tackles (52 solo, 23 assists)...Also contributed 2.5 TFLs and 3 passes defended...Posted a season-high nine tackles at Ohio State, including five solo stops...Finished with eight tackles apiece against Notre Dame, Illinois, Iowa and Northwestern...Picked up a tackle-for-loss at UConn and at Notre Dame...Combined for a tackle-for-loss versus Wisconsin...Broke up one pass each against Oregon State, Iowa and Indiana.

**2020 (R-Fr. at Purdue):** Played in four games as a reserve safety...Finished with 14 tackles (13 solo) and three tackles-for-loss...Had a memorable performance at Illinois on Halloween, recording four tackles and forcing a fumble that led to a touchdown...Also forced a fumble against Northwestern...Earned Academic All-Big Ten honors.

**2019 (Fr. at Purdue):** Played in three games as a reserve, preserving redshirt status... Posted two tackles in the three games.

**High School:** Rated as a four-star defensive back by Rivals.com, 247 Sports and ESPN... Named 2018 Detroit Public Schools League Defensive Player of the Year...Earned All-Detroit Area as a senior...Named 2018 first-team Division 3-4 All-State by the Associated Press...Martin Luther King High School went 12-2 during Grant's senior year, capturing the Michigan Division 3 state championship...Teammates on the 2018 team with current Jayhawk linebacker Rich Miller.

### Career Defensive Stats

Date	Opponent	UA-At-TT	TFL	Sack	Int.	PD	FF/R
9-2-22	Tennessee Tech	2-0-2	0-0	0-0	0	0	0/0
9-10-22	at West Virginia	2-1-3	0-0	0-0	0	0	0/0
9-17-22	at Houston	1-0-1	0-0	0-0	0	0	0/0
9-24-22	Duke	3-1-4	0-0	0-0	0	1	0/0
10-1-22	Iowa State	2-2-4	0-0	0-0	0	0	0/0
10-8-22	TCU	1-1-2	0-0	0-0	0	0	0/0
10-15-22	at Oklahoma	3-3-6	0-0	0-0	0	0	0/0
10-22-22	at Baylor	7-4-11	0-0	0-0	0	0	0/0
11-5-22	Oklahoma State	1-1-2	0-0	0-0	0	0	0/0
11-12-22	at Texas Tech	1-0-1	0-0	0-0	0	0	0/0
11-19-22	Texas	5-1-6	1.0-2	0-0	0	0	0/0
11-26-22	at Kansas State	4-1-5	0.5-0	0-0	0	0	0/0
12-28-22	vs. Arkansas	2-3-5	0.5-0	0-0	0	0	1/0
<b>2022</b>		<b>34-18-52</b>	<b>2.0-2</b>	<b>0-0</b>	<b>0</b>	<b>1</b>	<b>1/0</b>
9-1-23	Missouri State	3-1-4	2.0-2	0-0	0	0	0/0
9-8-23	Illinois	2-2-4	0-0	0-0	0	1	0/0
9-16-23	at Nevada	1-3-4	1.0-1	0-0	0	0	1/0
9-23-23	BYU	0-1-1	0-0	0-0	0	0	0/0
9-30-23	at Texas	2-1-3	0-0	0-0	0	0	0/0
10-7-23	UCF	3-0-3	0-0	0-0	0	0	0/0
10-14-23	at Oklahoma State	2-2-4	0-0	0-0	0	0	0/0
10-28-23	Oklahoma	7-1-8	0-0	0-0	0	0	0/0
11-4-23	at Iowa State	0-1-1	0-0	0-0	0	0	0/0
11-11-23	Texas Tech	6-0-6	1.0-2	0-0	0	0	0/0
11-18-23	Kansas State	3-0-3	0-0	0-0	0	0	0/0
11-25-23	at Cincinnati	1-4-5	0-0	0-0	0	0	0/0
12-26-23	vs. UNLV	5-1-6	0-0	0-0	0	0	0/0
<b>2023</b>		<b>35-17-52</b>	<b>4.0-5</b>	<b>0-0</b>	<b>0</b>	<b>1</b>	<b>1/0</b>
8-29-24	Lindenwood	2-0-2	0-0	0-0	0	0	0/0
9-7-24	at Illinois	7-2-9	1.0-7	1.0-7	0	1	0/0
9-13-24	UNLV	0-1-1	0-0	0-0	0	1	0/0
9-21-24	at West Virginia	4-2-6	0-0	0-0	0	0	0/0
9-28-24	TCU	4-1-5	0-0	0-0	0	0	0/0
10-5-24	at Arizona State	1-3-4	0.5-2	0-0	0	1	0/0
10-19-24	Houston	4-1-5	1.0-6	1.0-6	0	0	0/0
10-26-24	at Kansas State	2-0-2	1.0-13	1.0-13	0	1	0/0
11-9-24	Iowa State	0-2-2	0-0	0-0	0	1	0/0
<b>2024</b>		<b>24-12-36</b>	<b>3.5-28</b>	<b>3.0-26</b>	<b>0</b>	<b>5</b>	<b>0/0</b>
<b>Career</b>		<b>93-47-140</b>	<b>9.5-34</b>	<b>3.0-26</b>	<b>0</b>	<b>6</b>	<b>2/0</b>

**Career Highs:** Tackles - 11 (at Baylor, 10-22-22), Sacks - 1 (Three Times, MR at Kansas State, 10-26-24), Forced Fumbles - 1 (Two Times, MR at Nevada, 9-16-23), Tackles for loss - 2.0 (vs. Missouri State, 9-1-22), Pass Deflections - 1 (Seven Times, MR at Iowa State, 11-9-24)





Career Honors

**2024:** Jason Witten Man of the Year Award Semifinalist, Preseason All-America Fourth Team (Phil Steele), Preseason All-Big 12 Second Team (Athlon, Phil Steele), Maxwell Award Watch List, Doak Walker Award Watch List, Reese's Senior Bowl Watch List, East-West Shrine Bowl 1,000 Watch List.

**2023:** Second Team All-Big 12...Preseason All-Big 12 First Team (Big 12, Athlon, Phil Steele), Maxwell Award Watch List, Doak Walker Award Candidate

**2022:** All-Big 12 Honorable Mention (RB, OPoY) (Coaches), Doak Walker Award National Running Back of the Week (11/5), Big 12 Offensive Player of the Week (11/5), Athlon Sports Second Preseason Team All-Big 12, Phil Steele Preseason All-Big 12 Third Team, Doak Walker Award Preseason Candidate List

**2021:** Co-Big 12 Newcomer of the Week (10/25), Big 12 Offensive Player of the Week (11/15), Honorable Mention All-Big 12.

**Bio**

**2023 (Jr.):** Missouri State: Scored a 48-yard touchdown rush on his first touch of the season...Totaled 13 carries for 94 yards (7.2 avg.) and one touchdown...Recorded three receptions for 25 yards including a 16-yard touchdown catch...Illinois: Averaged 12 yards a carry with 120 rushing yards and a touchdown on just 12 carries...Caught four passes good for 47 yards...at Nevada: Carried the ball 17 times for 89 yards and three touchdowns...Caught a career-high 59-yard reception for his only catch of the game...BYU: Averaged 5.4 yards a carry for 91 yards on 17 carries...Grabbed three receptions for 14 yards...at Texas: Produced 45 yards on eight carries (5.6 avg.)...Completed two catches for ten yards...UCF: Averaged 12.8 yards per carry with one touchdown...Ran the ball 12 times for 154 yards...Caught one reception for 14 yards. at Oklahoma State: Recorded 66 rushing yards on 13 carries, good for 5.1 yards per carry...Also caught three passes for 15 yards... Oklahoma: Carried the ball 25 times for a total of 112 yards and a touchdown... Also caught two passes for a total of 12 receiving yards...at Iowa State: Carried the ball 21 times for a total of 57 yards and two rushing touchdowns...Also caught two passes for a total of four yards...Texas Tech: Recorded 137 yards on 19 carries, good for 7.2 yards per carry...Recorded a 60 yard rushing touchdown, and caught two passes for an additional 12 yards...Kansas State: Carried the ball 18 times for a total of 138 yards... Also tied his career high in touchdowns with three...at Cincinnati: Rushed for 106 yards and two touchdowns on just 10 carries, averaging better than 10 yards per carry for the third time this season ... Carried 20 times for 71 yards and a score in the win over UNLV at the Guaranteed Rate Bowl.

**2022 (So.):** Tennessee Tech: Started in season-opener...Attempted four rushes for 108 yards...Scored two touchdowns on the ground...Had one catch for 10 yards...at West Virginia: Ran for 42 yards and two touchdowns on 10 carries...Caught a 17 yard pass resulting in a touchdown...at Houston: Rushed for 54 yards on 14 touches, averaging 3.9 yards per carry...Duke: Carried the ball nine times for 54 yards, good for six yards/carry... Caught a pass for four yards in win over the Blue Devils...Iowa State: Led the Jayhawks with 75 rushing yards on 12 carries, averaging 6.2 yards/carry...TCU: Led both teams in rushing with 88 yards on 15 touches, averaging 5.9 yards/carry...at Oklahoma: Rushed for 84 yards on 12 carries against the Sooners...Scored a touchdown for his fifth of the season...Caught a pass for three yards...at Baylor: Rushed for 32 yards and a TD on 10 carries...Recorded a solo tackle against the Bears...Oklahoma State: Had a career day against the Cowboys...Rushed for 224 yards and a TD on 32 carries...Caught six passes for 110 yards...Tallied 334 total all-purpose yards...First Jayhawk to put up 200+ rushing yards and 100+ receiving yards in a single game...at Texas Tech: Rushed the ball 24 times for 190 yards...Game-long rushing play of 63 yards...Averaged 7.9 yards per carry...Caught four passes for eight yards...Led both teams in all-purpose yards for the second straight week with 198 yards...Texas: Rushed for 51 yards on 13 touches...Surpassed 1,000 rushing yards for the season against the Longhorns (1,002)...Arkansas: Lead the Jayhawks with 29 yards on nine carries.

**2021 (Fr):** First Kansas freshman to ever win the Big 12 Offensive Player of the Week... Ran for 707 yards including eight TD's off 158 carries...Averaged 4.2 yards per carry... Also had seven receptions for 57 yards including a touchdown...Started eight out of 12 games...South Dakota: Saw playing time in the season opener win over the Coyotes... at Coastal Carolina: Contributed 11 carries for 40 yards and one touchdown...Baylor: Saw playing time against the Bears...Ran 33 yards on 10 carries...at Duke: Registered first career start for the Jayhawks...Had 17 rushes for 107 yards and one touchdown... Personal best average of 6.3 yards per carry... at Iowa St.: Had 15 rushes for 83 yards... Texas Tech: Saw playing time against the Red Raiders ...had 15 carries for 54 yards and one reception for seven yards...Oklahoma: Contributed 23 carries for 100 yards and two touchdowns against the Sooners...at Oklahoma State: Had nine carries for 25 yards... Kansas State: Ran for 62 yards off of 19 carries...Had two catches for 13 yards...at Texas: Racked up a season high 143 yards off of 24 carries and two receptions for 26 yards and

one touchdown in the overtime win against the Longhorns...at TCU: Registered eighth consecutive start...Had one catch for 13 yards...Ran for 59 yards and one touchdown off 14 carries.

**High School:** A Rivals.com and 247 Sports composite three-star recruit...Ranked as a top 1,000 recruit nationally by 247 Sports at No. 415 and as the 24th best running back in the country by Rivals...Consensus No. 1 recruit in the state of Kansas...Played for Coach Steve Rampy, and helped lead team to a 9-1 record...Named to the 2020 All-State Football Top 11 by the Topeka Capital-Journal...Named First-Team Class 6A All-State by the Capital-Journal...Named First-Team All-State by the Wichita Eagle...Rushed for more than 1,300 yards and added 20 touchdowns as a senior for the Lions.

**Personal:** Son of Freda and Ryan McPhail...Has one sister, Embree...Also drew interest from Nebraska, Kansas State, Oklahoma State and others...Plans to major in physical therapy.


Career Rushing Stats

Date	Opponent	No.	Yds.	TD	Avg.
9-3-21	South Dakota	1	2	0	2.0
9-10-21	at Coastal Carolina	11	40	1	3.6
9-18-21	Baylor	10	33	0	3.3
9-25-21	at Duke	17	107	1	6.3
10-2-21	at Iowa State	15	83	0	5.5
10-16-21	Texas Tech	15	54	0	3.6
10-23-21	Oklahoma	23	100	2	4.3
10-30-21	at Oklahoma State	9	25	0	2.8
11-6-21	Kansas State	19	62	0	3.3
11-13-21	at Texas	24	143	3	6.0
11-20-21	at TCU	14	59	1	4.2
<b>2021</b>		<b>158</b>	<b>707</b>	<b>8</b>	<b>4.2</b>
9-2-22	Tennessee Tech	4	108	2	27.0
9-10-22	at West Virginia	10	42	2	4.2
9-17-22	at Houston	14	54	0	3.9
9-24-22	Duke	9	54	0	6.0
10-1-22	Iowa State	12	75	0	6.2
10-8-22	TCU	15	88	0	5.9
10-15-22	at Oklahoma	12	84	1	7.0
10-22-22	at Baylor	10	32	1	3.2
11-5-22	Oklahoma State	32	224	1	7.0
11-12-22	at Texas Tech	24	190	0	7.9
11-19-22	Texas	13	51	0	3.9
11-26-22	at Kansas State	16	59	2	3.7
12-28-22	vs. Arkansas	9	29	0	3.2
<b>2022</b>		<b>180</b>	<b>1,080</b>	<b>9</b>	<b>6.0</b>
9-1-23	Missouri State	13	94	1	7.2
9-8-23	Illinois	10	120	1	12.0
9-16-23	at Nevada	17	89	3	5.2
9-23-23	BYU	17	91	0	5.4
9-30-23	at Texas	8	45	0	5.6
10-7-23	UCF	12	154	1	12.8
10-14-23	at Oklahoma State	13	66	0	5.1
10-28-23	Oklahoma	25	112	1	4.5
11-4-23	at Iowa State	21	57	2	2.7
11-11-23	Texas Tech	19	137	1	7.2
11-18-23	Kansas State	18	138	3	7.7
11-25-23	at Cincinnati	10	106	2	10.6
12-26-23	vs. UNLV	20	71	1	3.5
<b>2023</b>		<b>203</b>	<b>1,280</b>	<b>16</b>	<b>6.3</b>
8-29-24	Lindenwood	8	112	2	14.0
9-7-24	at Illinois	14	101	0	7.2
9-13-24	UNLV	23	120	0	5.2
9-21-24	at West Virginia	27	110	1	4.1
9-28-24	TCU	14	70	1	5.0
10-5-24	at Arizona State	14	71	1	5.1
10-19-24	Houston	17	108	2	6.4
10-26-24	at Kansas State	13	66	1	5.1
11-9-24	Iowa State	18	116	2	6.4
<b>2024</b>		<b>142</b>	<b>874</b>	<b>10</b>	<b>6.2</b>
<b>Career</b>		<b>689</b>	<b>3,951</b>	<b>43</b>	<b>5.7</b>

**Career Highs:** Rushes - 32 (vs. Oklahoma State, 11-5-22), Yards - 224 (vs. Oklahoma State, 11-5-22), Touchdowns - 3 (Three Times, MR vs. Kansas State, 11-18-23), Long - 80 (vs. Tennessee Tech, 9-2-22)

Career Receiving Stats

Year	No.	Yds.	TD	Avg.
<b>2021</b>	7	57	1	8.1
<b>2022</b>	21	183	1	8.7
<b>2023</b>	25	217	1	8.7
<b>2024</b>	16	159	0	9.9
<b>Career</b>	<b>69</b>	<b>616</b>	<b>3</b>	<b>8.9</b>



5

**O.J. BURROUGHS**  
 Safety | 5'10" | 185 | Sr.  
 Savannah, Ga. | IMG Academy

**Bio**

**2023 (Jr.):** Illinois: Produced four solo tackles on the week two win...at Nevada: Recorded a pass deflection and a solo tackle...BYU: Produced a season-high six total tackles, five solo...Matched his career-high with 0.5 tackles for loss...at Texas: Totaled a team-best and career-high 13 tackles (nine solo, four assisted)...Produced his first solo tackle for loss...UCF: Recorded two solo tackles in the game. at Oklahoma State: Recorded five tackles, all of which being solo... Oklahoma: Recorded seven total tackles in the contest, six of which being solo... at Iowa State: Tallied three tackles, two of which being solo in the win over the Cyclones... Texas Tech: Totaled three tackles (two solo) in the contest... Also recorded an interception and two pass breakups... Kansas State: Recorded four tackles (all solo) in the contest...at Cincinnati: Tallied two assist tackles ... vs. UNLV: Had one tackle in the Guaranteed Rate Bowl victory vs. UNLV.

**2022 (Soph.):** Tennessee Tech: Made the start safety to open the season...Contributed to the Jayhawks win with a tackle...at West Virginia: Recorded three tackles (solo) in win over the Mountaineers...at Houston: Recorded a tackle (solo) for the Jayhawks at safety... Duke: Contributed in the Jayhawks win over the Blue Devils by recording five tackles (solo)...Returned two punts for a total of 20 yards (long of 16)...Iowa State: Recorded three tackles (solo) and a pass breakup in win over the Cyclones...TCU: Intercepted a pass against the Horned Frogs...Compiled five tackles (two solo, three assisted)...Assisted on a sack for a loss of a yard...at Oklahoma: Recorded season-high seven tackles against the Sooners (three solo, four assisted)...at Baylor: Recorded three solo tackles and a pass break-up against the Bears...Oklahoma State: Started at safety for the Jayhawks...at Texas Tech: Broke-up one pass attempt and recorded three solo tackles...Texas: Recorded six solo tackles against the Longhorns...Forced a fumble for his first of the season...at Kansas State: Finished with four tackles, all being solo vs the Wildcats...Arkansas: Had an interception...Finished with eight total tackles (four solo, four assisted) against the Razorbacks.

**2021 (Fr):** Freshman safety played in all 12 games for the Jayhawks...Finished the season with 26 tackles (22 solo and four assisted)...Along with one interception, two pass break-ups, and one forced fumble...South Dakota: Contributed in the Jayhawks win over the Coyotes by recording two solo tackles and one pass deflection...at Coastal Carolina: Saw playing time...Did not record any stats...Baylor: Recorded a season high of five tackles (four solo and one assisted)...at Duke: Received first career start...Made three tackles at safety (two solo and one assisted) against the Blue Devils...at Iowa State: recorded one tackle against the Cyclones...Texas Tech: Saw playing time against the Red Raiders ...Tallied a pair of tackles (two assisted)...Oklahoma: Made two tackles (one solo, one assisted)...at Oklahoma State: Contributed an assisted tackle against the Cowboys and a pass deflection...Kansas State: Recorded four tackles (solo) in the Sunflower Showdown and one interception...at Texas: Saw playing time...Had third 4+ tackle (solo) game of the season in the Jayhawks overtime win against the Longhorns and an interception...at TCU: Saw playing time and tallied two tackles (solo)...WVU: Saw playing time...Did not record any stats.

**High School:** A 247 Sports and Rivals three-star recruit...Coached by Bobby Acosta at IMG Academy...IMG ranked No. 1 in the MaxPreps High School Football Rankings after posting a perfect 8-0 record in 2020...Posted 37 tackles, two tackles-for-loss, four interceptions, five passes defended and two forced fumbles in six games as a senior...In 13 games as a sophomore at Savannah Christian HS in 2018, collected 89 tackles in 13 games with 10 interceptions and two forced fumbles...Picked off two passes as a freshman.

**Personal:** Son of Omar Burroughs and Tiffany Barnard...Step son of Kris Burroughs...Also drew interest from Georgia Tech, Tennessee, Coastal Carolina and others.

**Career Defensive Stats**

Date	Opponent	UA-At-TT	TFL	Sack	Int.	PD	FF/R
9-3-21	South Dakota	2-0-2	0-0	0-0	0	1	0/0
9-18-21	Baylor	4-1-5	0-0	0-0	0	0	1/0
9-25-21	at Duke	2-1-3	0-0	0-0	0	0	0/0
10-2-21	at Iowa State	1-0-1	0-0	0-0	0	0	0/0
10-16-21	Texas Tech	2-0-2	0-0	0-0	0	0	0/0
10-23-21	Oklahoma	1-1-2	0-0	0-0	0	0	0/0
10-30-21	at Oklahoma State	0-1-1	0-0	0-0	0	0	0/0
11-6-21	Kansas State	4-0-4	0-0	0-0	0	1	0/0
11-13-21	at Texas	4-0-4	0-0	0-0	1	0	0/0
11-20-21	at TCU	2-0-2	0-0	0-0	0	0	0/0
<b>2021</b>		<b>22-4-26</b>	<b>0-0</b>	<b>0-0</b>	<b>1</b>	<b>2</b>	<b>1/0</b>
9-2-22	Tennessee Tech	1-0-1	0-0	0-0	0	0	0/0
9-10-22	at West Virginia	3-0-3	0-0	0-0	0	0	0/0
9-17-22	at Houston	1-0-1	0-0	0-0	0	0	0/0
9-24-22	Duke	5-0-5	0-0	0-0	0	0	0/0
10-1-22	Iowa State	3-0-3	0-0	0-0	0	1	0/0
10-8-22	TCU	2-3-5	0.5-1	0-0	1	1	0/0
10-15-22	at Oklahoma	3-3-6	0-0	0-0	0	0	0/0
10-22-22	at Baylor	3-0-3	0-0	0-0	0	1	0/0
11-12-22	at Texas Tech	3-0-3	0-0	0-0	0	1	0/0
11-19-22	Texas	6-0-6	0-0	0-0	0	0	1/0
11-26-22	at Kansas State	4-0-4	0-0	0-0	0	0	0/0
12-28-22	vs. Arkansas	4-4-8	0-0	0-0	1	1	0/0
<b>2022</b>		<b>38-11-49</b>	<b>0.5-1</b>	<b>0-0</b>	<b>2</b>	<b>5</b>	<b>1/0</b>
9-8-23	Illinois	4-0-4	0-0	0-0	0	0	0/0
9-16-23	at Nevada	1-0-1	0-0	0-0	0	1	0/0
9-23-23	BYU	5-1-6	0.5-1	0-0	0	1	0/0
9-30-23	at Texas	9-4-13	1.0-2	0-0	0	0	0/0
10-7-23	UCF	2-0-2	0-0	0-0	0	0	0/0
10-14-23	at Oklahoma State	5-0-5	0-0	0-0	0	0	0/0
10-28-23	Oklahoma	6-1-7	0-0	0-0	0	0	0/0
11-4-23	at Iowa State	2-1-3	0-0	0-0	0	0	0/0
11-11-23	Texas Tech	2-1-3	0-0	0-0	1	2	0/0
11-18-23	Kansas State	4-0-4	0-0	0-0	0	0	0/0
11-25-23	at Cincinnati	0-2-2	0-0	0-0	0	0	0/0
12-26-23	vs. UNLV	1-0-1	0-0	0-0	0	0	0/0
<b>2023</b>		<b>41-10-51</b>	<b>1.5-3</b>	<b>0-0</b>	<b>1</b>	<b>4</b>	<b>0/0</b>
8-29-24	Lindenwood	1-0-1	1.0-1	0-0	0	3	0/0
9-7-24	at Illinois	3-0-3	0-0	0-0	0	0	0/0
9-13-24	UNLV	3-0-3	0-0	0-0	0	1	0/0
9-21-24	at West Virginia	6-0-6	0-0	0-0	0	0	0/0
9-28-24	TCU	3-1-4	0-0	0-0	1	0	0/0
10-5-24	at Arizona State	5-6-11	0.5-1	0-0	0	0	0/0
10-19-24	Houston	6-1-7	1.0-1	0-0	0	0	0/0
10-26-24	at Kansas State	5-0-5	0-0	0-0	0	0	0/0
<b>2024</b>		<b>32-8-40</b>	<b>2.5-3</b>	<b>0-0</b>	<b>1</b>	<b>4</b>	<b>0/0</b>
<b>Career</b>		<b>133-33-166</b>	<b>5.0-7</b>	<b>0-0</b>	<b>5</b>	<b>15</b>	<b>2/0</b>

**Career Highs:** Tackles - 13 (at Texas, 9-30-23), Forced Fumbles - 1 (Two Times, MR vs. Texas, 11-19-22), Pass deflections - 3 (vs. Lindenwood, 8-29-24), Interceptions - 1 (Five Times, MR vs. TCU, 9-28-24)





5

**DOUG EMILIEN**  
 Wide Receiver | 6'1" | 190 | RS-Jr.  
 Fort Lauderdale, Fla. | American Heritage/  
 Minnesota

**Bio**

**2023 (R-So.):** Illinois: Converted two catches on three targets for 15 yards...at Nevada: Recorded one catch for six yards...at Texas: Caught a career-long 15 yard reception for his only catch in the game... at Iowa State: Caught one pass for a total of 21 yards in the win over the Cyclones... Texas Tech: Caught one pass for four yards in the contest

**2022 (R-So.):** Duke: Did not record any stats...Iowa State: Caught a pass on one target for 11 yards in win over the Cyclones...TCU: Did not record any stats...at Oklahoma: Did not record any stats...at Baylor: Did not record any stats...Arkansas: Caught his only target for a 10 yard TD.

**2021 (R-Fr. at Minnesota):** Appeared in two games for the Golden Gophers...Made his debut at Colorado and also played at Northwestern...Earned Academic All-Big Ten honors.

**2020 (Fr. at Minnesota):** Redshirted and did not appear in a game.

**High School:** Rated as a three-star recruit by Rivals.com and 247 Sports...Was ranked as No. 51 recruit in the state of Florida and the 63rd best receiver in the country by 247 Sports...Prepped at American Heritage High School...As a senior, posted 36 catches for 595 yards and 12 touchdowns in 10 games...Finished his junior season with 602 yards and five touchdowns...Played for former NFL cornerback Patrick Surtain at American Heritage.

### Career Receiving Stats

Date	Opponent	No.	Yds.	TD	Avg.
10-1-22	Iowa State	1	11	0	11.0
12-28-22	vs. Arkansas	1	10	1	10.0
<b>2022</b>		<b>2</b>	<b>21</b>	<b>1</b>	<b>10.5</b>
9-8-23	Illinois	2	15	0	7.5
9-16-23	at Nevada	1	6	0	6.0
9-30-23	at Texas	1	15	0	15.0
11-4-23	at Iowa State	1	21	0	21.0
11-11-23	Texas Tech	1	4	0	4.0
<b>2023</b>		<b>6</b>	<b>61</b>	<b>0</b>	<b>10.2</b>
8-29-24	Lindenwood	1	4	1	4.0
9-28-24	TCU	1	8	0	8.0
10-5-24	at Arizona State	1	8	0	8.0
<b>2024</b>		<b>3</b>	<b>20</b>	<b>1</b>	<b>6.7</b>
<b>Career</b>		<b>11</b>	<b>102</b>	<b>2</b>	<b>9.3</b>

**Career Highs:** Receptions - 2 (vs. Illinois, 9-8-23), Yards - 21 (at Iowa State, 11-4-23), Touchdowns - 1 (Two Times, MR vs. Lindenwood, 8-29-24), Long - 21 (at Iowa State, 11-4-23)



6

**TAIWAN BERRYHILL**  
 Linebacker | 6'2" | 230 | Sr.  
 New Orleans, La. | St. Augustine HS

**Bio**

**2023 (Jr.):** Missouri State: Assisted on a tackle for loss and logged three total tackles in season-opener...at Nevada: Produced three total tackles in the week three win...at Texas: Logged one solo and one assisted tackle for two total...UCF: Matched his career-high and set a new season-high with eight total tackles (seven solo) in the game...Broke his career-high with 1.5 tackles for loss...Matches his career-high with one sack for a loss of eight... Oklahoma: Totaled seven tackles, six of which being solo in the win over the Sooners... at Iowa State: Recorded one solo tackle in the win over the Cyclones... Texas Tech: Tallied five total tackles (four solo) in the contest... Kansas State: Recorded a solo tackle in the contest... at Cincinnati: Recorded four tackles in the win at Cincinnati ... vs. UNLV: Tallied three tackles in the Guaranteed Rate Bowl win vs. UNLV.

**2022 (Jr.):** Tennessee Tech: Recorded three solo tackles, one for a loss of two yards in season-opener...at West Virginia: Logged three assisted tackles against the Mountaineers, one for a loss of three yards...at Houston: Made three tackles (two solo, one assisted) in win over the Cougars...Tallied a sack (solo) for a loss of three yards...Duke: Did not record any stats...Iowa State: Recorded three tackles (two solo, one assisted)...Sacked the Cyclones once for a loss of 10 yards...TCU: Made three tackles (one solo, two assisted)... at Oklahoma: Recorded six tackles against the Sooners (three solo, three assisted)... at Baylor: Made three tackles (one solo, two assisted)...Oklahoma State: Made a solo tackle...at Texas Tech: Recorded eight tackles (seven solo, one assisted)...Made a TFL for three yards...Texas: Compiled four tackles (three solo, one assisted)...Broke-up a pass attempt...at Kansas State: Finished with two tackles, both being solo...Also had a sack vs the Wildcats...Arkansas: Finished with seven total tackles (two solo, five assisted)

**2021 (So):** Saw playing time in all 12 of KU's games as a sophomore...Started the first four games for the Jayhawks...Tallied 31 tackles (14 solo, 17 assisted)...South Dakota: Made two tackles (solo)...at Coastal Carolina: Posted four tackles (two solo, two assisted)... Baylor: Recorded three tackles (two solo, one assisted) against the Bears...at Duke: Made season high six tackles (two solo, four assisted)...at Iowa State: Saw playing time...Did not record any stats...Texas Tech: Saw action against the Red Raiders making four tackles (one solo, three assisted)...Oklahoma: Collected two tackles (two assisted)...at Oklahoma State: Contributed four tackles (two solo, two assisted) against the Cowboys...Kansas State: Made one solo tackle...at Texas: Saw action...Did not record any stats...at TCU: Tallied four tackles (two solo, two assisted) against the Horned Frogs...West Virginia: Made one assisted tackle.

**2020 (Fr.):** Played in the final five games of the season with one start at Texas Tech... Collected five total tackles in his playing time, three of the solo variety and two assisted. at Kansas State: Made his Jayhawk debut in Manhattan during the Dillons Sunflower Showdown...Iowa State: Recorded his first-career tackle (a solo) against the Cyclones... at Oklahoma: Played in his third-straight game against the Sooners, assisting on one tackle...TCU: Set career highs in both solo tackles and total tackles making two...at Texas Tech: Earned his first start of the season in Lubbock, at the LB position...One of 11 true freshmen who have now started a game throughout the season for KU...Assisted on one tackle before having to leave the game early due to injury.**High School:** Rated as a three star recruit by Rivals.com, 247 Sports and ESPN...Ranked as the No. 39 recruit in the state of Louisiana, according to Rivals...Played under head coach Kenneth Dorsey Jr., at St. Augustine HS...Started at linebacker as a junior for St. Augustine HS, where he recorded 40 total tackles with three sacks and four tackles-for-loss...Helped St. Augustine into the second round of the Division I playoffs in 2018.

**Personal:** Son of Maria Andrade and Taiwan Berryhill...Plans to major in business...Chose Kansas over offers from Arkansas, Colorado State, Indiana, Tennessee and Memphis, among others.

### Career Defensive Stats

Date	Opponent	UA-At-TT	TFL	Sack	Int.	PD	FF/R
10-31-20	Iowa State	1-0-1	0-0	0-0	0	0	0/0
11-7-20	at Oklahoma	0-1-1	0-0	0-0	0	0	0/0
11-28-20	TCU	2-0-2	0-0	0-0	0	0	0/0
12-5-20	at Texas Tech	0-1-1	0-0	0-0	0	0	0/0
<b>2020</b>		<b>3-2-5</b>	<b>0-0</b>	<b>0-0</b>	<b>0</b>	<b>0</b>	<b>0/0</b>
9-3-21	South Dakota	2-0-2	0-0	0-0	0	0	0/0
9-10-21	at Coastal Carolina	2-2-4	0-0	0-0	0	0	0/0
9-25-21	at Duke	2-4-6	0-0	0-0	0	0	0/0
10-16-21	Texas Tech	1-3-4	0-0	0-0	0	0	0/0
10-23-21	Oklahoma	0-2-2	0-0	0-0	0	0	0/0
10-30-21	at Oklahoma State	2-2-4	0-0	0-0	0	0	0/0
11-6-21	Kansas State	1-0-1	0-0	0-0	0	0	0/0
11-20-21	at TCU	2-2-4	0-0	0-0	0	0	0/0
<b>2021</b>		<b>15-16-31</b>	<b>0-0</b>	<b>0-0</b>	<b>0</b>	<b>0</b>	<b>0/0</b>

9-2-22	Tennessee Tech	3-0-3	10-2	0-0	0	0	0/0
9-10-22	at West Virginia	0-3-3	0-5-3	0-0	0	0	0/0
9-17-22	at Houston	2-1-3	10-3	10-3	0	0	0/0
10-1-22	Iowa State	2-1-3	10-10	10-10	0	0	0/0
10-8-22	TCU	1-2-3	0-0	0-0	0	0	0/0
10-15-22	at Oklahoma	3-3-6	0-0	0	0	0	0/0
10-22-22	at Baylor	1-2-3	10-3	0-0	0	0	0/0
11-5-22	Oklahoma State	1-0-1	0-0	0-0	0	0	0/0
11-12-22	at Texas Tech	7-1-8	10-3	0-0	0	0	0/0
11-19-22	Texas	3-1-4	0-0	0-0	0	1	0/0
11-26-22	at Kansas State	2-0-2	10-1	0-0	0	0	0/0
12-28-22	vs. Arkansas	2-5-7	0-0	0-0	0	0	0/0
<b>2022</b>		<b>28-18-46</b>	<b>6.0-15.2</b>	<b>0-13</b>	<b>0</b>	<b>1</b>	<b>0/0</b>
9-1-23	Missouri State	2-1-3	0-5-0	0-0	0	0	0/0
9-16-23	at Nevada	1-2-3	0-0	0-0	0	0	0/0
9-30-23	at Texas	1-1-2	0-0	0-0	0	0	0/0
10-7-23	UCF	7-1-8	1-5-9	10-8	0	0	0/0
10-28-23	Oklahoma	6-1-7	0-0	0-0	0	0	0/0
11-4-23	at Iowa State	1-0-1	0-0	0-0	0	0	0/0
11-11-23	Texas Tech	4-1-5	0-0	0-0	0	0	0/0
11-18-23	Kansas State	1-0-1	0-0	0-0	0	0	0/0
11-25-23	at Cincinnati	2-2-4	0-0	0-0	0	0	0/0
12-26-23	vs. UNLV	2-1-3	0-0	0-0	0	0	0/0
<b>2023</b>		<b>27-10-37</b>	<b>2.0-9</b>	<b>1.0-8</b>	<b>0</b>	<b>0</b>	<b>0/0</b>
8-29-24	Lindenwood	2-1-3	0-0	0-0	0	0	0/0
9-7-24	at Illinois	1-1-2	0-0	0-0	0	0	0/0
9-13-24	UNLV	2-0-2	0-0	0-0	0	0	0/0
9-21-24	at West Virginia	0-1-1	0-0	0-0	0	0	0/0
9-28-24	TCU	6-1-7	0-5-0	0-0	0	0	0/0
10-5-24	at Arizona State	1-3-4	0-0	0-0	0	0	0/0
10-19-24	Houston	4-0-4	0-0	0-0	0	0	0/0
10-26-24	at Kansas State	2-0-2	0-0	0-0	0	0	0/0
11-9-24	Iowa State	1-0-1	0-0	0-0	0	0	0/0
<b>2024</b>		<b>19-7-26</b>	<b>0.5-0</b>	<b>0-0</b>	<b>0</b>	<b>0</b>	<b>0/0</b>
<b>Career</b>		<b>91-54-143</b>	<b>8.5-24</b>	<b>3.0-21</b>	<b>0</b>	<b>1</b>	<b>0/0</b>

**Career Highs:** Tackles - 8 (Two Times, MR vs. UCF, 10-7-23), Tackles for loss - 1.5 (vs. UCF, 10-7-23), Sacks - 1.0 (Three Times, MR vs. UCF, 10-7-23), Pass Deflections - 1 (vs. Texas, 11-19-22).





6

**JALON DANIELS**  
 Quarterback | 6'0" | 220 | RS-Jr.  
 Lawndale, Calif. | Lawndale HS

#### Notables

2023 Big 12 Preseason Offensive Player of the Year...Currently No. 8 on KU's career passing list with 4,297 yards...Set a new school record for passing yards in a game with 544 yards vs. Arkansas in the 2022 AutoZone Liberty Bowl.

#### Career Honors

**2024:** Preseason All-Big 12 First Team (Athlon), Maxwell Award Watch List, Walker Camp Award Watch List, Comeback Player of the Year Watch List, Davey O'Brien Award watch List, Johnny Unitas Golden Arm Award Watch List, Reese's Senior Bowl Watch List, East-West Shrine Bowl 1,000 Watch List.

**2023:** Big 12 Preseason Offensive Player of the Year, Maxwell Award Watch List, Preseason All-Big 12 First Team (Big 12), Preseason All-Big 12 First Team (Athlon), Preseason All-Big 12 Second Team (Phil Steele), The Wuerffel Trophy Watch List, Davey O'Brien National Quarterback Award Preseason Watch List, Walter Camp Football Foundation Player of the Year Award Watch List, Manning Award Watch List, Johnny Unitas Golden Arm Award Watch List.

**2022:** Academic All-America Second Team, All-Big 12 Second Team (Coaches), AllState Sugar Bowl Manning Award Star of the Week (11/16)... 2021 Big 12 All-Academic First Team.

#### Bio

**2023 (Jr.):** Illinois: In first game of 2023, Daniels completed 21-of-29 passes (72.4 percent) for 277 yards and two touchdowns...Rushed for 24 yards on 11 carries including a 15-yard rush...at Nevada: Completed 77.7 percent (21-27) of his passes for 298 yards...BYU: Went 14-of-19 (73.7 percent) for 130 yards and three touchdowns, his sixth-career game with three-plus touchdowns...Averaged six yards a carry on nine rushes for 54 yards.

**2022 (Jr.):** Tennessee Tech: Started at quarterback for the Jayhawks...Completed 15-of-18 passes for 189 yards and one TD...Scrambled for 29 yards and a TD on three rush attempts...Recorded the longest pass completion of the game for 56 yards...at West Virginia: Completed 18-of-29 passes for 219 yards and three TDs...Completed a pass to eight different receivers...40-yard pass and completion for the game-long for the Jayhawks...Led the team with 85 rushing yards on 12 carries, averaging 7.1 yards per rush...at Houston: Completed 14-of-23 passes for 158 yards and three TDs...Led both teams in rushing with 123 yards and two TDs...Averaged 10.2 yards per carry... Tallied five total touchdowns against the Cougars...Recorded longest rush for 37 yards and longest pass completion for 60 yards...Completed a pass to 11 different Jayhawks...Named Walter Camp National Offensive Player of the Week...Duke: Completed 19 passes on 23 attempts for 324 yards...Logged five total TDs (four in the air, one on the ground)...Rushed the ball for 83 yards on 11 carries...Completed a pass to eight different receivers...Punted the ball 33 yards to stick it inside of the 20-yard-line...Iowa State: Completed seven passes on 14 attempts for 93 yards...Rushed the ball for 9 yards and a TD in win over the Cyclones...TCU: Threw for 89 yards on 5-of-10 passing...Rushed seven times for six yards...Texas: Made the start at QB for the Jayhawks...Threw for 230 yards on 17-of-26 passing...Compiled two TDs through the air...Completed a pass to nine different receivers...Rushed the ball twice for 12 yards...at Kansas State: Threw for 168 yards and was 20-of-32 passing...Rushed for eight times for 51 yards and a TD vs the Wildcats...Arkansas: Went 37-of-55 passing for 544 yards, a new KU Football record...He also had six total TDs which was a new Liberty Bowl record...Rushed fourteen times for 21 yards and had a rushing touchdown.

**2021 (So.):** The sophomore played in six out of the Jayhawks 12 games, earning starts in the last three...Completed 81-of-117 pass attempts, good for 860 yards with seven touchdowns, and a 69.2% completion rate...Rushed for three TDs throughout the season for 83 yards...at Coastal Carolina: Went 3-of-5 for 49 yards along with two carries for 11 yards...Baylor: Saw little playing time and attempted one pass with no completions...Kansas State: Completed 13-of-19 pass attempts for 105 yards and one TD while rushing for three yards on two carries...at Texas: Made first start of the season and rallied the Jayhawks to an overtime win of 57-56 over the Longhorns...Also completed 21-of-30 passes for 202 yards and three TDs...While rushing for 45 yards and one TD on 11 carries...at TCU: Set a new career high by completing 22-of-30 passes good for 255 yards, two TDs, and one interception...Had six carries for 37 yards and one TD...Completed his longest pass of the season for 44 yards...West Virginia: Finished the season with another highly efficient game against the Mountaineers...Threw 22-of-32 for 249 yards, one TD, and two interceptions.

**2020 (Fr.):** The true freshman played in seven of KU's nine games this season, earning starts at QB in six...Completed 76-of-152 pass attempts, good for 718 yards through the air with one throwing touchdown and a 50.0% completion rate...Rushed for three TDs throughout the season to be the team's leader in rushing attempts with 73 carries and rushing TDs with his three...On special teams, punted once during the season, which went for 34 yards. Coastal Carolina



Made his debut as a Jayhawk in the season-opening game...Completed 1-of-2 pass attempts for a total of 13 yards...at Baylor: In his first-career start at quarterback, completed a career-high 19-of-33 passes for 159 yards...On the first drive of his collegiate career, led the Jayhawks down the field on an eight-play, 79-yard drive that resulted in a Pooka Williams Jr., touchdown...Oklahoma State: Made his second-career start at quarterback vs. the Cowboys...Completed 3-of-5 passes for two yards...at Kansas State: Started his third-career game in Manhattan, throwing for a career-high 207 yards on 22-of-39 passing...Scored the first touchdown of his Kansas career with an eight-yard rush in the second quarter...The touchdown was the fifth of the season for the Jayhawks...Also rushed for a career-high 27 yards on 17 carries...Recorded the first punt of his career in the third quarter, picking up 34 yards...Iowa State: The freshman quarterback's 36-yard pass to Luke Grimm in the second quarter was the longest passing play of the season and the fifth-longest play of the season for the Kansas offense...His 13-yard rush in the third quarter was a career high, topping his 11-yard run vs. Baylor...Made his first start as an 18-year old; his previous three starts were when he was still just 17 years of age...at Oklahoma: Completed 11-of-31 passes to his receivers at Oklahoma for a total of 115 yards on the afternoon...TCU: One of six true freshmen to start on offense for the Jayhawks, he at QB...His 48-yard touchdown pass in the first quarter to Kwamie Lassiter II was the first of his career and KU's longest passing play of 2020.

**High School:** Labeled a three star recruit by ESPN and 247 Sports...Played under head coach Travis Clark at Lawndale HS in Lawndale, California...As a junior, he competed 136-of-237 passes for 2,351 yards and 26 touchdowns, while also rushing for 940 yards and 10 touchdowns on 96 attempts...Helped Lawndale to a 14-2 record in 2018.

Career Passing Stats

Date	Opponent	Cmp.-Att.	Pct.	Yds.	TD	Int	Rate
9-12-20	Coastal Carolina	1-2	50.0	13	0	0	104.6
9-26-20	at Baylor	19-33	57.6	159	0	0	98.0
10-3-20	Oklahoma State	3-5	60.0	2	0	0	63.4
10-24-20	at Kansas State	22-39	56.4	207	0	1	95.9
10-31-20	Iowa State	16-29	55.2	165	0	1	96.1
11-7-20	at Oklahoma	11-31	35.5	115	0	2	53.7
11-28-20	TCU	4-13	30.8	57	1	0	93.0
2020		76-152	50.0	718	1	4	86.6
9-10-21	at Coastal Carolina	3-5	60.0	49	0	0	142.3
9-18-21	Baylor	0-1	0.0	0	0	0	0.0
11-6-21	Kansas State	13-19	68.4	105	1	0	132.2
11-13-21	at Texas	21-30	70.0	202	3	0	159.6
11-20-21	at TCU	22-30	73.3	255	2	1	160.1
11-27-21	West Virginia	22-32	68.8	249	1	2	131.9
2021		81-117	69.2	860	7	3	145.6
9-2-22	Tennessee Tech	15-18	83.3	189	1	1	178.8
9-10-22	at West Virginia	18-29	62.1	219	3	0	159.6
9-17-22	at Houston	14-23	60.9	158	3	0	161.6
9-24-22	Duke	19-23	82.6	324	4	0	258.3
10-1-22	Iowa State	7-14	50.0	93	0	0	105.8
10-8-22	TCU	5-10	50.0	89	0	0	124.8
11-19-22	Texas	17-26	65.4	230	2	1	157.4
11-26-22	at Kansas State	20-32	62.5	168	0	0	106.6
12-28-22	vs. Arkansas	37-55	67.3	544	5	2	173.1
2022		152-230	66.1	2,014	18	4	162.0
9-8-23	Illinois	21-29	72.4	277	2	1	168.5
9-16-23	at Nevada	21-27	77.7	298	0	0	170.5
9-23-23	BYU	14-19	73.7	130	3	0	183.3
2023		56-75	74.7	705	5	1	173.0
9-29-24	Lindenwood	9-15	60.0	148	1	1	151.5
9-7-24	at Illinois	18-32	56.3	141	2	3	95.1
9-13-24	UNLV	12-24	50.0	153	0	2	86.9
9-21-24	at West Virginia	15-25	60.0	184	1	1	127.0
9-28-24	TCU	15-34	44.1	179	1	1	92.2
10-5-24	at Arizona State	18-31	58.1	260	2	0	149.8
10-19-24	Houston	16-21	76.2	247	3	0	222.1
10-26-24	at Kansas State	18-31	58.1	209	1	1	118.9
11-9-24	Iowa State	12-24	50.0	295	2	0	180.8
2024		133-237	56.1	1,816	13	9	131.0
Career		498-811	61.4	6,113	44	21	137.5

**Career Highs:** Completions - 37 (vs. Arkansas, 12-28-22), Attempts - 55 (vs. Arkansas, 12-28-22), Yards - 544 (vs. Arkansas, 12-28-22), Touchdowns - 5 (vs. Arkansas, 12-28-22), Rating - 258.3 (vs. Arkansas, 12-28-22), Long - 73 (vs. Duke, 9-24-22).

Career Rushing Stats

Date	Opponent	No.	Yds.	TD	Avg.
9-12-20	Coastal Carolina	2	-7	0	-3.5
9-26-20	at Baylor	14	23	0	1.6
10-3-20	vs. Oklahoma State	4	4	0	1.0
10-24-20	at Kansas State	17	27	2	1.6
10-31-20	Iowa State	16	36	1	2.3
11-7-20	at Oklahoma	16	-43	0	-2.7
11-28-20	TCU	5	-16	0	-3.2
2020		74	24	3	0.3
9-10-21	at Coastal Carolina	2	-11	0	-5.5
11-6-21	Kansas State	2	3	0	1.5
11-13-21	at Texas	11	45	1	4.1
11-20-21	at TCU	6	37	1	6.2
2021		21	74	2	3.5
9-2-22	Tennessee Tech	3	29	1	9.7
9-10-22	at West Virginia	12	85	0	7.1
9-17-22	at Houston	12	123	2	10.2
9-24-22	Duke	11	89	1	8.1
10-1-22	Iowa State	8	9	1	1.1
10-8-22	TCU	7	6	0	0.9
11-19-22	Texas	2	12	0	6.0
11-26-22	at Kansas State	8	51	1	6.4
12-28-22	vs. Arkansas	14	21	1	1.5
2022		77	425	7	5.5
9-8-23	Illinois	11	24	0	2.2
9-16-23	at Nevada	7	-4	0	-0.6
9-23-23	BYU	9	54	0	6.0
2023		27	74	0	2.7
9-7-24	at Illinois	10	37	0	3.7
9-13-24	UNLV	11	65	2	5.9
9-21-24	at West Virginia	7	11	0	1.6
9-28-24	TCU	4	6	0	1.5
10-5-24	at Arizona State	6	14	1	2.3
10-19-24	Houston	7	58	1	8.3
10-26-24	at Kansas State	15	66	1	4.4
11-9-24	Iowa State	12	68	1	5.7
2024		72	325	6	4.5
Career		282	927	19	3.3

**Career Highs:** Rushes - 17 (at Kansas State, 10-24-20), Yards - 123 (Houston, 9-17-22), Touchdowns - 2 (Three Times, MR vs. UNLV, 9-13-24), Long - 37 (at Houston, 9-17-22).





TREVOR WILSON

Wide Receiver | 5'11" | 195 | RS-Sr.

Tallahassee, Fla. | Amos P. Godby HS/Bufalo

Career Honors

2023 (R-Jr.): Named Big 12 Special Teams Player of the Week (Oct. 9)

Bio

2023 (R-Jr.): Missouri State: Was the lead return man on kickoffs, totaled two kick returns for 61 yards ... Caught two passes on two targets for 17 yards ... Illinois: Returned two kick offs for 41 yards ... Logged two catches for eight yards ... BYU: Returned three kickoffs for 47 yards (15.7 avg.) ... at Texas: Recorded the longest catch of the game for a 58-yard touchdown, the longest reception of his career ... Returned two kicks for 32 yards ... Rushed the ball once for three yards ... UCF: Returned a punt for an 82-yard touchdown, his first career punt return touchdown. at Oklahoma State: Caught four passes for 86 yards, good for 21.5 yards per reception... Also caught a touchdown against the Cowboys... Returned two kicks for 46 yards... Oklahoma: Caught one pass for three yards... Also returned three kicks for 46 yards in the win over the Sooners.

2022 (R-Jr.): at Baylor: Made season debut against the Bears ... Grabbed two catches for 52 yards ... Caught the game-long 47 yard play ... Returned a kickoff for two yards.

2021 (R-So): Saw playing time in all 12 games for the Jayhawks, while starting seven of those ... With 426 all-purpose yards, he posted 27 receptions for 364 yards and one TD ... Rushed for 42 yards off of seven carries ... Returned a single kick for 20 yards ... Posted two tackles (one solo, one assisted) ... He also punted twice for 85 yards, with 43 yards being the longest ... South Dakota: Had five catches for 50 yards in the win against the Coyotes ... at Coastal Carolina: Started against the Chanticleers ... Had one reception for 39 yards ... Baylor: Caught first career TD for KU off of a 5-yard reception ... Had one rush for 14 yards ... at Duke: Set new season high and career high catching five passes for 122 yards ... at Iowa State: Made three catches for 55 yards ... Texas Tech: Started for fifth consecutive game ...Tallied two receptions for 16 yards ... Also had one rush for four yards against the Red Raiders ... Oklahoma: Saw action against the Sooners recording two rushes for four yards ... at Oklahoma State: Contributed two rushes for four yards and one kick-off return for 20 yards ... Kansas State: Had four carries for 53 yards ... at Texas: Made two catches for 12 yards ... Also had one rush for three yards in the 57-56 overtime win against the Longhorns ... at TCU: Saw playing time for KU ... West Virginia: Made two receptions for eight yards ... Had two rushes for 17 yards.

2020 (R-Fr. at Buffalo): Saw action in seven games for the Bulls...Totaled 16 catches for 319 yards and three touchdowns on the season...Finished the season with three catches for 50+ yards...Posted a 100-yard effort against Miami (Ohio) with two catches for 103 yards, including a 78-yard touchdown catch...Also notched a touchdown against Akron... Posted a career-high six catches for 118 yards against Ball State.

2019 (Fr. at Buffalo): Redshirted. Did not see game action.

High School: Prepped at Amos P. Godby High School...Had 33 catches for 972 yards and 12 touchdowns as a senior...Named First-Team All-Big Bend...Helped guide his team to an 11-1 record and playoff appearance as a senior...Team advanced to the Class 5A Regional Semifinals.

Career Receiving Stats

Date	Opponent	No.	Yds.	TD	Avg.
9-3-21	South Dakota	5	50	0	10.0
9-10-21	at Coastal Carolina	1	39	0	39.0
9-18-21	Baylor	1	5	1	5.0
9-25-21	at Duke	5	122	0	24.4
10-2-21	at Iowa State	3	55	0	18.3
10-16-21	Texas Tech	2	16	0	8.0
10-30-21	at Oklahoma State	2	4	0	4.0
11-6-21	Kansas State	4	53	0	13.3
11-13-21	at Texas	2	12	0	6.0
2021		23	344	1	15.0
10-22-22	at Baylor	2	52	0	26.0
2022		2	52	0	26.0
9-1-23	Missouri State	2	17	0	8.5
9-8-23	Illinois	2	8	0	4.0
9-30-23	at Texas	1	58	1	58.0
10-14-23	at Oklahoma State	4	86	1	21.5
10-28-23	Oklahoma	1	3	0	3.0
2023		10	172	2	17.2
8-29-24	Lindenwood	2	19	0	9.5
10-5-24	at Arizona State	1	17	0	17.0
10-19-24	Houston	1	29	0	29.0
10-26-24	at Kansas State	4	69	0	17.3
2024		8	134	0	16.8
Career		47	722	3	15.4

KANSAS GAME NOTES | GAME 10 AT BYU

Career Highs: Receptions - 5 (Two Times, MR at Duke, 9-25-21), Yards - 122 (at Duke, 9-25-21), Touchdowns - 1 (Three Times, MR at Oklahoma State, 10-14-23), Long - 58 (at Texas, 9-30-23)

Career Rushing Stats


Date	Opponent	No.	Yds.	TD	Avg.
9-18-21	Baylor	1	14	0	14.0
10-16-21	Texas Tech	1	4	0	4.0
10-23-21	Oklahoma	2	4	0	2.0
11-13-21	at Texas	1	3	0	3.0
2021		5	25	0	5.0
10-5-24	at Arizona State	1	6	0	6.0
10-19-24	Houston	1	-11	0	-11.0
2024		2	-5	0	-2.5
Career		6	14	0	2.3
Career Highs: Rushes - 2 (vs. Oklahoma, 10-23-21), Yards - 14 (vs. Baylor, 9-18-21)					

Career Kick Return Stats

Date	Opponent	No.	Yds.	TD	Avg.
9-1-23	Missouri State	2	61	0	30.5
9-8-23	Illinois	2	41	0	20.5
9-23-23	BYU	3	47	0	15.7
9-30-23	at Texas	2	32	0	16.0
10-14-23	at Oklahoma State	2	46	0	23.0
10-28-23	Oklahoma	3	46	0	15.3
2023		14	273	0	19.5
8-29-24	Lindenwood	1	15	0	15.0
9-7-24	at Illinois	3	67	0	22.3
9-13-24	UNLV	2	36	0	18.0
9-21-24	at West Virginia	2	31	0	15.5
9-28-24	TCU	2	50	0	25.0
11-9-24	Iowa State	3	72	0	24.0
2024		13	271	0	20.8
Career		27	544	0	20.1
Career Highs: Returns - 3 (Four Times, MR vs. Iowa State, 11-9-24), Yards - 72 (vs. Iowa State, 11-9-24)					

Career Punt Return Stats

Date	Opponent	No.	Yds.	TD	Avg.
9-8-23	Illinois	1	-2	0	-2.0
10-7-23	UCF	1	82	1	82.0
11-18-23	Kansas State	1	2	0	2.0
2023		3	82	1	27.3
9-7-24	at Illinois	3	22	0	7.3
11-9-24	Iowa State	2	4	0	2.0
2024		5	26	0	5.2
Career Highs: Returns - 3 (at Illinois, 9-7-24), Touchdowns - 1 (vs. UCF, 10-7-23), Long - 82 (vs. UCF, 10-7-23)					



ISAIAH MARSHALL

Quarterback | 6'0" | 215 | Fr.

Detroit, Mich. | Southfield A&T HS

Bio

High School: Rated a three-star prospect by Rivals, 247Sports and ESPN...Ranked as the No. 14 prospect in Michigan and the No. 14 dual threat quarterback in the country by Rivals...One of two 2024 Kansas signees from Southfield A&T, joined by Jalen Todd... Named The D Zone 2023 Player of the Year after leading Southfield to the first state championship in school history...Finished his senior season with 3,114 passing yards and 39 touchdowns, while also rushing for 1,507 yards and 16 touchdowns...Completed 20-of-31 passes for 281 yards and two touchdowns in the state championship game...Led an 80-yard game-winning drive with less than a minute to play in the state semifinals...Also plays basketball and runs track...Coached by Aaron Marshall at Southfield.

Personal: Son of Yolanda & Brian Marshall...Has two siblings, Christian and Maya...Chose Kansas over offers from Kentucky, West Virginia, Mississippi, Michigan and others.





9

DANIEL HISHAW JR.

Running Back | 5'10" | 220 | RS-Jr.

Moore, Okla. | Moore HS

Career Honors

**2024:** Doak Walker Award Watch List. **2023:** College Football Comeback Player of the Year Watch List, Doak Walker Award Watch List.

Bio

**2023 (R-So.):** Missouri State: Rushed for 29 yards on four carries (7.2 avg.) and a touchdown in the first game of 2023...Illinois: Ran the ball 12 times for 98 yards (8.2 avg.) and a touchdown, second of the season...at Nevada: Totaled nine carries for 48 yards and a touchdown...BYU: Averaged 7.5 yards a carry for 60 yards on just eight chances...at Texas: Ran the ball eight times for 44 yards and a touchdown, his fourth in five games...UCF: Rushed the ball 19 times for a career-high 134 yards and two touchdowns...Averaged 7.1 yards per rush... at Oklahoma State: Carried the ball eight times for a total of 24 yards, good for three yards per carry... Oklahoma: Carried the ball 12 times for a total of 51 yards... Also tied his career high in rushing touchdowns with two... at Iowa State: Carried the ball nine times for a total of 29 yards in the win over the Cyclones... Texas Tech: Carried the ball 13 times for a total of 35 yards... Kansas State: Carried the ball nine times for a total of 22 yards in the contest... at Cincinnati: Carried the ball five times for a total of 26 yards in the victory over the Bearcats... vs. UNLV: Rushed five times for 27 yards in the win over UNLV in the Guaranteed Rate Bowl.

**2022 (R-So.):** Tennessee Tech: Rushed for 56 yards and a TD on five carries...Targeted once for a five-yard reception...at West Virginia: Rushed for 63 yards and two TDs against the Mountaineers...Averaged 6.3 yards per carry on 10 rushes...at Houston: Produced consistently for the Jayhawks in win over the Cougars...Rushed for 51 yards and a TD on 11 carries...Also caught a pass for 17 yards...Averaged 4.6 yards per play on the ground... Duke: Recorded career-long TD play on a 73-yard catch and run...Rushed for 61 yards on 10 carries...Led the Jayhawks in all-purpose yards with 134...Averaged 6.1 yards/carry... Iowa State: Carried the ball eight times for 28 yards and a TD for his sixth of the season.

**2021 (R-Fr.):** Did not see any game action.

**2020 (Fr.):** The team's second-leading rusher this fall, accumulating 229 net yards on 52 carries, good for an average of 4.4 yards per carry...The freshman RB found the end zone twice in his first season donning the Crimson and Blue...His long rush of the season went for 47 yards and he averaged 28.6 yards per game...Through the air, he caught five passes for a total of 28 yards, good for an average of 5.6 yards per reception... On kickoffs, returned four for 45 yards, good for an 11.2 average, with a long return of 19 yards. Coastal Carolina: Made his collegiate debut against the Chanticleers...Carried the ball two times for two yards...at Baylor: Rushed the ball once against the Bears in Waco...Oklahoma State: Gained 51 yards on five carries, with a long rush of 15 yards, against OSU, new career bests in all categories...at West Virginia: Saw playing time in Morgantown but did not record any statistics...at Kansas State: In the starting lineup at running back for the first time this season and in his collegiate career...Carried the ball six times for a total of 14 yards...Has appeared in all 5 games this season, rushing a total of 14 times for 67 yards...Iowa State: Scored his first-career touchdown as a Jayhawk in the second quarter against the Cyclones for KU's first touchdown of the game...Has played in each of the team's first six games of the season, rushing a total of 20 times for 69 yards...at Oklahoma: In the third quarter, recorded a 47-yard rush, a career long...It was the second-longest rush by a Jayhawk this season and the longest rush that didn't result in a touchdown...Also set new career highs in rushing yards (73) and attempts (10); his previous bests were six rushes (accomplished on two occasions) and 51 yards...at Texas Tech: Made his third start (at RB) while playing in his eighth game of the season for the Jayhawks...In the fourth quarter he found the end zone on a 12-yard touchdown run, the second of his career...Registered a career high in rushing attempts and yards, carrying 22 times for 87 yards...His previous high of 10 carries for 73 yards came at Oklahoma (11/7)... Also caught three passes for a gain of 21 yards through the air.

**High School:** Rated as a three star recruit by Rivals.com, 247 Sports and ESPN...Ranked No. 25 in the state of Oklahoma, according to 247 Sports...Played in 36 games for Moore HS for head coach Brad Hill, where he rushed for 1,099 yards in his senior season... Recorded 2,544 career rushing yards and 45 touchdowns...Averaged 91.6 yards per game and 6.4 yards per carry his senior year...Named the overall or offensive player of the game six games in a row in 2019...Earned Most Valuable Player of District 6A-I-2 in 2019.

Career Rushing Stats

Date	Opponent	No.	Yds.	TD	Avg.
9-12-20	Coastal Carolina	2	2	0	1.0
9-26-20	at Baylor	1	0	0	0.0
10-3-20	Oklahoma State	5	51	0	10.2
10-24-20	at Kansas State	6	14	0	2.3
10-31-20	Iowa State	6	2	1	0.3
11-7-20	at Oklahoma	10	73	0	7.3

12-5-20	at Texas Tech	22	87	1	4.0
<b>2020</b>		<b>55</b>	<b>229</b>	<b>2</b>	<b>4.4</b>
9-2-22	Tennessee Tech	5	56	1	11.2
9-10-22	at West Virginia	10	63	2	6.3
9-17-22	at Houston	11	51	1	4.6
9-24-22	Duke	10	64	0	6.4
10-1-22	Iowa State	8	28	1	3.5
<b>2022</b>		<b>44</b>	<b>262</b>	<b>5</b>	<b>6.0</b>
9-1-23	Missouri State	4	29	1	7.2
9-8-23	Illinois	12	98	1	8.2
9-16-23	at Nevada	9	48	1	5.3
9-23-23	BYU	8	60	0	7.5
9-30-23	at Texas	8	44	1	5.5
10-7-23	UCF	19	134	2	7.1
10-14-23	at Oklahoma State	8	24	0	3.0
10-28-23	Oklahoma	12	51	2	4.2
11-4-23	at Iowa State	9	29	0	3.2
11-11-23	Texas Tech	13	35	0	2.7
11-18-23	Kansas State	9	22	0	2.4
11-25-23	at Cincinnati	5	25	0	5.0
12-26-23	vs. UNLV	5	27	0	5.4
<b>2023</b>		<b>121</b>	<b>626</b>	<b>8</b>	<b>5.2</b>
8-29-24	Lindenwood	9	66	1	7.3
9-7-24	at Illinois	7	39	0	5.6
9-21-24	at West Virginia	9	72	1	8.0
9-28-24	TCU	13	85	1	6.5
10-5-24	at Arizona State	10	48	0	4.8
10-19-24	Houston	2	8	0	4.0
11-9-24	Iowa State	12	56	0	4.7
<b>2024</b>		<b>62</b>	<b>374</b>	<b>3</b>	<b>6.0</b>
<b>Career</b>		<b>279</b>	<b>1,491</b>	<b>18</b>	<b>5.3</b>

**Career Highs:** Rushes - 22 (at Texas Tech, 12-5-20), Yards - 134 (vs. UCF, 10-7-23), Touchdowns - 2 (Three Times, MR vs. Oklahoma, 10-28-23), Long - 47 (at Oklahoma, 11-7-20).

Career Receiving Stats

Date	Opponent	No.	Yds.	TD	Avg.
10-24-20	at Kansas State	1	9	0	9.0
10-31-20	Iowa State	1	-2	0	-2.0
12-5-20	at Texas Tech	3	21	0	7.0
<b>2020</b>		<b>5</b>	<b>28</b>	<b>0</b>	<b>5.6</b>
9-2-22	Tennessee Tech	1	5	0	5.0
9-17-22	at Houston	1	17	0	17.0
9-24-22	Duke	1	73	1	73.0
<b>2022</b>		<b>3</b>	<b>95</b>	<b>1</b>	<b>31.7</b>
10-28-23	Oklahoma	1	9	0	9.0
<b>2023</b>		<b>1</b>	<b>9</b>	<b>0</b>	<b>9.0</b>
9-7-24	at Illinois	1	11	0	11.0
9-21-24	at West Virginia	1	5	0	5.0
10-5-24	at Arizona State	1	17	0	17.0
<b>2024</b>		<b>3</b>	<b>33</b>	<b>0</b>	<b>11.0</b>
<b>Career</b>		<b>12</b>	<b>165</b>	<b>1</b>	<b>13.8</b>

**Career Highs:** Receptions - 3 (at Texas Tech, 12-5-20), Yards - 73 (vs. Duke, 9-24-22), Touchdowns - 1 (vs. Duke, 9-24-22), Long - 73 (vs. Duke, 9-24-22).



10

JAYSON GILLIOM

Safety | 6'2" | 225 | RS-Jr.

Suwanee, Ga. | North Gwinnett HS

**Bio**  
**2023 (R-So.):** Missouri State: Recorded a solo tackle in the first game of the 2023 season...Illinois: Produced second solo tackle of the season...at Nevada: Assisted on a tackle...BYU: Totaled two tackles, both solo...at Texas: Assisted on one tackle in the contest...UCF: Earned the first sack of his career, bringing the quarterback down for a loss of six yards...Finished the contest with two total tackles, both solo... at Oklahoma State: Finished the contest with one assisted tackle... Oklahoma: Made one solo, one assisted... at Iowa State: Tallied five tackles in the contest, four of which were solo... Kansas State: Earned two solo tackles in the contest...at Cincinnati: Assisted on a tackle in the win over the Bearcats

**2021 (Fr.):** True Freshman who saw playing time in all 12 games for the Jayhawks, while starting three of those games...Had 18 tackles (14 solo, four assisted) and one pass break up... South Dakota: Saw his first playing time in the season opener, recording a season high two tackles (both solo)...at Coastal Carolina: Saw action, did not record any stats... Baylor: Posted one solo tackle against the Bears...at Duke: Contributed against the Blue Devils, did not record any stats...at Iowa State: Made first start of the season against the Cyclones...Made one solo tackle...Texas Tech: Tallied two tackles (one solo, one assisted)... Oklahoma: Saw action against the Sooners...Made two tackles (one solo, one assisted)... at Oklahoma State: Recorded two tackles (both solo)...Kansas State: Posted a tackle (solo) against the Wildcats...at Texas: Contributed to the Jayhawks 57-56 overtime win over the Longhorns...Made one solo tackle...at TCU: Recorded two tackles (solo) for the Jayhawks...West Virginia: Saw action against the Mountaineers...Tallied a new season high and career high of five tackles (three solo, two assisted).

**High School:** A 247 Sports composite three-star recruit...Helped lead North Gwinnett Bulldogs to 9-4 record in 2020 and a top 20 ranking in the state of Georgia...Totaled 31 tackles as a senior with a pair of tackles-for-loss...Had a 98-yard interception return for a touchdown against McEachern HS...Had 55 tackles and three tackles-for-loss as a junior in 2019 with 16 passes defended and one interception...Began his high school career at Alpharetta before transferring to North Gwinnett.

**Personal:** Son of Rob and Brienna Gilliom...Has one brother, Robby Jr....Also drew interest from Navy, California, Connecticut and others.

### Career Defensive Stats

Date	Opponent	UA-At-TT	TFL	Sack	Int.	PD	FF/R
9-3-21	South Dakota	2-0-2	0-0	0-0	0	0	0/0
9-18-21	Baylor	1-0-1	0-0	0-0	0	0	0/0
10-2-21	at Iowa State	1-0-1	0-0	0-0	0	0	0/0
10-16-21	Texas Tech	1-1-2	0-0	0-0	0	0	0/0
10-23-21	Oklahoma	1-0-1	0-0	0-0	0	0	0/0
10-30-21	at Oklahoma State	2-0-2	0-0	0-0	0	0	0/0
11-6-21	Kansas State	1-0-1	0-0	0-0	0	0	0/0
11-13-21	at Texas	1-0-1	0-0	0-0	0	0	0/0
11-20-21	at TCU	2-0-2	0-0	0-0	0	0	0/0
<b>2021</b>		<b>12-1-13</b>	<b>0-0</b>	<b>0-0</b>	<b>0</b>	<b>0</b>	<b>0/0</b>
9-1-23	Missouri State	1-0-1	0-0	0-0	0	0	0/0
9-8-23	Illinois	1-0-1	0-0	0-0	0	0	0/0
9-16-23	at Nevada	0-1-1	0-0	0-0	0	0	0/0
9-23-23	BYU	2-0-2	0-0	0-0	0	0	0/0
9-30-23	at Texas	0-1-1	0-0	0-0	0	0	0/0
10-7-23	UCF	2-0-2	1.0-6	1.0-6	0	0	0/0
10-14-23	at Oklahoma State	0-1-1	0-0	0-0	0	0	0/0
10-28-23	Oklahoma	0-1-1	0-0	0-0	0	0	0/0
11-4-23	at Iowa State	4-1-5	0-0	0-0	0	0	0/0
11-18-23	Kansas State	2-0-2	0-0	0-0	0	0	0/0
11-25-23	at Cincinnati	0-1-1	0-0	0-0	0	0	0/0
<b>2023</b>		<b>12-6-18</b>	<b>1.0-6</b>	<b>1.0-6</b>	<b>0</b>	<b>0</b>	<b>0/0</b>
8-29-24	Lindenwood	2-0-2	0-0	0-0	0	0	0/0
9-7-24	at Illinois	1-1-2	0-0	0-0	0	0	0/0
10-5-24	at Arizona State	1-0-1	0-0	0-0	0	0	0/0
10-19-24	Houston	1-0-1	0-0	0-0	0	0	0/0
10-26-24	at Kansas State	3-2-5	0-0	0-0	0	1	0/0
11-9-24	Iowa State	1-1-2	0.5-1	0-0	0	0	0/0
<b>2024</b>		<b>9-4-13</b>	<b>0.5-1</b>	<b>0-0</b>	<b>0</b>	<b>1</b>	<b>0/0</b>
<b>Career</b>		<b>32-11-43</b>	<b>1.5-7</b>	<b>1.0-6</b>	<b>0</b>	<b>1</b>	<b>0/0</b>

**Career Highs:** Tackles - 5 (Two times, MR at Kansas State, 10-26-24), Sacks - 1 (vs. UCF, 10-7-23), Tackles for loss - 1 (vs. UCF, 10-7-23), Pass deflections - 1 (at Kansas State, 10-26-24)



11

DEVIN DYE

Safety | 6'0" | 195 | RS-Jr.

San Diego, Calif. | Cathedral Catholic HS / Palomar College / Utah State

**Bio**  
**Prior to Kansas:** Honorable Mention All-Mountain West selection in 2023, his lone season at Utah State...Appeared in 12 games for the Aggies, making eight starts...Ranked fourth on the team with 81 tackles, including 37 solo and 44 assist stops...Added two interceptions, seven pass breakups, one forced fumble and one fumble recovery...Had a career-high 14 tackles against Boise State and also reached double figures with 10 at UConn...Had four other games with nine tackles...Previously spent the 2021-22 seasons at Palomar College in San Marcos, California...Recorded 59 tackles in 2022, which included 2.0 tackles for loss, to go along with two interceptions that he returned for 74 yards...Also had one pass breakup...Recorded two double-digit tackle outings on the season as he posted a career-high 13 tackles and one interception against Riverside College and had 11 tackles, including 1.0 tackles for loss, against El Camino College...Also had an interception against San Diego Mesa College...Received a medical redshirt during the 2021 season as he played in just three games and recorded six tackles...Three-star recruit by 247Sports.com...Rated as the 169th-best linebacker in the country and the 316th-best player in California while at Cathedral Catholic High School in San Diego, California...Helped the Dons to an 8-3 record and an Open Division Championship during his senior campaign, as he recorded 56 tackles, five pass breakups, two fumble recoveries and one forced fumble, returning one fumble 40 yards for a touchdown...Had a season-high 10 tackles against Madison HS...Posted 50 tackles as a junior, to go along with one pass breakup and one fumble recovery that he returned for a touchdown...Had a career-high 12 tackles against Helix HS...Helped Cathedral Catholic HS to a state championship during his freshman season.

**High School:** Three-star recruit by 247Sports.com... Rated as the 169th-best linebacker in the country and the 316th-best player in California while at Cathedral Catholic High School in San Diego, California... Helped the Dons to an 8-3 record and an Open Division Championship during his senior campaign, as he recorded 56 tackles, five pass breakups, two fumble recoveries and one forced fumble, returning one fumble 40 yards for a touchdown... Had a season-high 10 tackles against Madison HS... Posted 50 tackles as a junior, to go along with one pass breakup and one fumble recovery that he returned for a touchdown... Had a career-high 12 tackles against Helix HS... Helped Cathedral Catholic HS to a state championship during his freshman season.

**Personal:** Son of Jermaine and Tricia Dye...Has two siblings, Jalen and Tiara...Jalen also plays safety for the Jayhawks, joining Kansas Football prior to the 2023 season...Father Jermaine spent 13 years in Major League Baseball, including five seasons with the Kansas City Royals.

### Career Defensive Stats

Date	Opponent	UA-At-TT	TFL	Sack	Int.	PD	FF/R
8-29-24	Lindenwood	0-1-1	0-0	0-0	0	0	0/0
9-13-24	UNLV	2-0-2	0-0	0-0	0	0	0/0
9-21-24	at West Virginia	5-1-6	0-0	0-0	0	0	0/0
10-5-24	at Arizona State	2-0-2	0-0	0-0	1	0	0/0
11-9-24	Iowa State	0-2-2	0-0	0-0	0	0	0/0
<b>2024</b>		<b>9-4-13</b>	<b>0-0</b>	<b>0-0</b>	<b>1</b>	<b>0</b>	<b>0/0</b>
<b>Career</b>		<b>9-4-13</b>	<b>0-0</b>	<b>0-0</b>	<b>1</b>	<b>0</b>	<b>0/0</b>



11

LUKE GRIMM

Wide Receiver | 6'0" | 190 | Sr.

Raymore, Mo. | Raymore-Peculiar HS

### Career Honors

**2024:** East-West Shrine Bowl 1,000 Watch List...Reese's Senior Bowl Watch List.

**Bio**  
**2023 (Jr.):** Missouri State: Caught four passes on four targets for 33 yards and a touchdown...Illinois: Hauled in a 48-yard on the last drive of the first half which led to a touchdown...Caught three receptions for 69 yards...at Nevada: Averaged 13.8 yards per catch with four receptions good enough for 55 yards...BYU: Caught two touchdown passes for the second time in his career, first time this season...Totaled two receptions for 18 yards...at Texas: Converted one catch for two yards...UCF: Hauled in two receptions for a team-best 41 yards (20.5 avg.)... at Oklahoma State: Caught two passes for a total of 26 yards, good for 13 yards per reception...Oklahoma: Caught two passes for a total of 19 yards, good for 9.5 yards per reception... at Iowa State: Caught three passes for a total of 32 yards, good for 10.7 yards per reception... Kansas State: Caught three passes



for 44 yards in the contest...at Cincinnati: Hauled in three passes for a total of 56 yards, good for over 18.5 yards per catch ... vs. UNLV: Caught four passes for 160 yards and three touchdowns in the Guaranteed Rate Bowl win over UNLV.

**2022 (Jr.):** Tennessee Tech: Was targeted twice for two catches and 27 yards in season debut...at West Virginia: Led the Jayhawks with six catches on seven targets for 66 yards in win over the Mountaineers...at Houston: Recorded two catches for six yards in win over the Cougars...Grabbed a touchdown in the second quarter to give Kansas the lead...Duke: Led Kansas in receptions with four on five targets for 63 yards and a TD...Averaged 12.6 yards-per-catch...Iowa State: Led the Jayhawks in receptions with 46 yards on four catches...TCU: Caught six passes on eight attempts for 73 yards and a TD...Led the Jayhawks in receptions for third straight game...at Oklahoma: Caught a pass for 19 yards against the Sooners...Oklahoma State: Brought in seven catches on seven targets for 65 yards against the Cowboys...at Texas Tech: Grabbed three catches on six targets for 29 yards and a TD...Texas: Reeled in three catches for 22 yards and a TD...at Kansas State: Finished with three catches for 48 yards...Arkansas: Finished the game vs the Razorbacks with a team high ten catches for 167 yards and a TD.

**2021 (So.):** Saw playing time in 10 of KU's 12 games, while starting six of those games... With 376 all-purpose yards, he had 22 receptions for 349 yards and three TDs...South Dakota: Started against the Coyotes...Collected 27 yards on a kick-return...at Coastal Carolina: Saw action for the Jayhawks...Set new season and career highs of five receptions for 75 yards...Baylor: Made two catches for 25 yards...at Duke: Contributed for KU, did not record any stats...at Iowa State: Made one catch for 22 yards...Texas Tech: Posted three catches for 33 yards and one TD...Oklahoma: Tallied three catches for 50 yards and one TD...at Oklahoma State: Saw action against the Cowboys...Did not record any stats...Kansas State: Did not see game action...at Texas: Did not see game action...at TCU: Recorded four catches for 39 yards and one TD...West Virginia: Tallied four catches for 105 yards against the Mountaineers.

**2020 (Fr.):** Came on strong at the end of the season, making five of his six season appearances in the final five games of the year...Earned two-consecutive starts at WR, at OU and vs. TCU...Third on the team with 19 receptions for the year and second among the KU receivers with 255 yards accumulated through the air...Averaged 13.4 yards per catch, with a long reception of 37 yards...In a three-way tie for the team lead in receiving touchdowns with two for the season...On the ground, carried the ball three times for a net gain of 10 yards...Contributed one solo tackle and forced a fumble to round out his season stats. Oklahoma State: Made his collegiate debut against OSU, but did not record any stats...at Kansas State: Recorded his first statistics of the season in the Dillons Sunflower Showdown, catching one pass from fellow freshman quarterback, Jalon Daniels, for 28 yards...It marked the Jayhawks' longest reception of the day...Iowa State: Playing in his third game in the Crimson and Blue, set career highs in receiving yards with 53 and receptions with four... His 36-yard reception in the second quarter was a season high, breaking the 28-yard reception he had at Kansas State...at Oklahoma: Forced the first fumble of his career on an Oklahoma interception return, which Earl Bostick Jr., recovered for Kansas...His forced fumble was the first by an offensive player since Josh Ford, a wide receiver, forced a fumble against Rice (9-8-2012)...Set a career high with 61 receiving yards, besting his 53-yard performance vs. Iowa State on four receptions, while adding two rushing attempts for 12 yards...TCU: One of six true freshmen to start on offense for KU against the Horned Frogs...It was his second-straight start at WR for the Jayhawks...Caught his first-career touchdown on a 14-yard pass from Miles Kendrick with 20 seconds left in the first half...Hauled in his second touchdown of the game on another throw from Kendrick, becoming the first KU receiver with multiple touchdown receptions in a game this season and the first since Stephon Robinson Jr., caught two against Texas Tech in 2019...Tied a career high in receptions and set a career high receiving yards with four receptions for 72 yards...His previous best came against OU last week when he put up 61 yards on four receptions...at Texas Tech: Played in his sixth game of the season in Lubbock...Set a career high in receptions with six, hauling in those six passes for 41 yards.

**High School:** Ranked as the No. 7 wide receiver in the state of Missouri, according to Max Preps...Rated as a three star recruit by Rivals.com, 247 Sports and ESPN...Chosen as a finalist for the Thomas A. Simone award (Most Outstanding high school football player in the Kansas City Metropolitan Area) and the Otis Taylor Award (Most Outstanding wide receiver/tight end in the Kansas City Metropolitan area)...Played in 33 games as a wide receiver for Raymore-Peculiar High School in Peculiar, Missouri, where he recorded 853 receiving yards and 10 touchdowns in 2019... Had 2,443 career receiving yards and 559 career rushing yards in three seasons at Ray-Pec.

Career Receiving Stats

Date	Opponent	No.	Yds.	TD	Avg.
10-24-20	at Kansas State	1	28	0	28.0
10-31-20	Iowa State	4	53	0	13.3
11-7-20	at Oklahoma	4	61	0	15.3
11-28-20	TCU	4	72	2	18.0
12-5-20	at Texas Tech	6	41	0	6.8
2020		19	255	2	13.4
9-10-21	at Coastal Carolina	5	75	0	15.0
9-18-21	Baylor	2	25	0	12.5
10-2-21	at Iowa State	1	22	0	22.0
10-16-21	Texas Tech	3	33	1	11.0
10-23-21	Oklahoma	3	50	1	16.7
11-20-21	at TCU	4	39	1	9.8
11-27-21	West Virginia	4	105	0	21.2
2021		22	349	3	15.9

9-2-22	Tennessee Tech	2	27	0	13.5
9-10-22	at West Virginia	6	66	0	11.0
9-17-22	at Houston	2	6	1	3.0
9-24-22	Duke	5	63	1	12.6
10-1-22	Iowa State	4	46	0	11.5
10-8-22	TCU	6	73	1	12.2
10-15-22	at Oklahoma	1	19	0	19.0
11-5-22	Oklahoma State	7	65	0	9.3
11-12-22	at Texas Tech	3	21	1	7.0
11-19-22	Texas	3	22	1	7.3
11-26-22	at Kansas State	3	48	0	16.0
12-28-22	vs. Arkansas	10	167	1	16.7
2022		52	623	6	12.0
9-1-23	Missouri State	4	33	1	8.3
9-8-23	Illinois	3	69	0	23.0
9-16-23	at Nevada	4	55	0	13.8
9-23-23	BYU	2	18	2	9.0
9-30-23	at Texas	1	2	0	2.0
10-7-23	UCF	2	41	0	20.5
10-14-23	at Oklahoma State	2	26	0	13.0
10-28-23	Oklahoma	2	19	0	9.5
11-4-23	at Iowa State	3	32	0	10.7
11-18-23	Kansas State	3	44	0	14.7
11-25-23	at Cincinnati	3	56	0	18.7
12-26-23	vs. UNLV	4	160	3	40.0
2023		33	555	6	16.8
8-29-24	Lindenwood	6	111	1	18.5
9-7-24	at Illinois	9	40	1	4.4
9-13-24	UNLV	3	6	0	2.0
9-21-24	at West Virginia	6	75	1	12.5
9-28-24	TCU	6	85	1	14.1
10-5-24	at Arizona State	3	37	0	12.3
10-19-24	Houston	1	9	0	9.0
10-26-24	at Kansas State	4	66	1	16.5
11-9-24	Iowa State	2	76	1	38.0
2024		40	505	6	12.6
Career		166	2,287	23	13.8

**Career Highs:** Receptions - 10 (vs. Arkansas, 12-28-22), Yards - 167 (vs. Arkansas, 12-28-22), Touchdowns - 3 (vs. UNLV, 12-26-23), Long - 70 (vs. Iowa State, 11-9-24)

Career Rushing Stats

Date	Opponent	No.	Yds.	TD	Avg.
11-7-20	at Oklahoma	2	12	0	6.0
11-28-20	TCU	1	-2	0	-2.0
2020		3	10	0	3.3
9-30-23	at Texas	1	-6	0	-6.0
2023		1	-6	0	-6.0
9-21-24	at West Virginia	3	55	1	18.3
10-5-24	at Arizona State	1	13	0	13.0
10-19-24	Houston	1	37	0	37.0
10-26-24	at Kansas State	2	9	0	4.5
2024		7	114	1	16.3
Career		11	118	1	10.7

**Career Highs:** Rushes - 3 (at West Virginia, 9-21-24), Yards - 55 (at West Virginia, 9-21-24)

Career Kick Return Stats

Date	Opponent	No.	Yds.	TD	Avg.
9-3-21	South Dakota	1	27	0	27.0
2021		1	27	0	27.0
Career		1	27	0	27.0

**Career Highs:** Returns - 1 (vs. South Dakota, 9-3-21), Yards - 27 (vs. South Dakota, 9-3-21)

Career Punt Return Stats

Date	Opponent	No.	Yds.	TD	Avg.
11-4-23	at Iowa State	1	13	0	13.0

**Career Highs:** Returns - 1 (at Iowa State, 11-4-23), Yards - 13 (at Iowa State, 11-4-23)



12

**TORRY LOCKLIN**  
Wide Receiver | 6'2" | 210 | RS-Sr.  
Rockdale, Texas | Rockdale HS

**Bio**  
**2023 (Jr.):** Missouri State: Recorded one reception for four yards in the season-opener... Illinois: Caught a four-yard touchdown for his first of 2023... Texas Tech: Hauled in one pass for a gain of 25 yards... Kansas State: Carried the ball four times for 19 yards in the contest... at Cincinnati: Carried the ball four times for a total of 22 yards, also caught a pass for a gain of seven yards...

**2022 (R-Jr.):** at West Virginia: Recorded a tackle (solo)...Recovered a fumble against the Mountaineers...at Houston: Made an appearance against Houston...Grabbed a catch on one target for a 60-yard touchdown play...Led both teams with 60 yards receiving...Also had the game-long play with his 60-yard touchdown reception...Iowa State: Recovered a fumble for his second of the season in win over the Cyclones...TCU: Did not record any stats...at Oklahoma: Caught a pass for eight yards against the Sooners...at Baylor: Recorded a solo tackle...Oklahoma State: Did not record any stats...at Texas Tech: Did not record any stats...Texas: Rushed the ball three times for 10 yards...Caught a pass for 14 yards and a TD...Made a solo tackle against the Longhorns...at Kansas State: Rushed six times for 17 yards...Reeled in both his targets for 23 yards...Arkansas: Had three catches for 50 yards...Made a solo tackle in the Liberty Bowl vs the Razorbacks.

**2021 (R-So.):** Played in nine out of 12 games for the Jayhawks...With 141 all-purpose yards, he had three receptions for 24 yards and one touchdown...Also had 36 carries for 117 yards and two touchdowns... Had season high games at Duke followed by Iowa State...Recorded his first career TDs against the Blue Devils with a reception for 20 yards and seven carries for 47 yards...Posted 12 rushes for 39 yards and one TD against the Cyclones.

**2020 (R-Fr.):** Played in three of the Jayhawks' nine games of the season...Did not record any statistics for the year. Saw playing time in each of the first two games of the season (Coastal Carolina and at Baylor) but did not record any stats...at West Virginia: Played for the Jayhawks in Morgantown without recording any statistics.

**2019 (Fr.):** Saw playing time in four of KU's games in the second half of the season as a true freshman...Carried the ball three times for the Jayhawks, gaining four yards on the ground. at Texas: Made his Jayhawk debut...Carried the ball twice for KU, gaining a yard on each attempt...Texas Tech: Saw playing time in the Jayhawks' Homecoming victory over the Red Raiders, but did not record any stats...Kansas State: Did not record any statistics while on the field for Kansas during the annual Dillons Sunflower Showdown... at Iowa State: Made his fourth appearance as a Jayhawk in Ames...Carried the ball once on the day, which was good enough to tie his season and career high of two yards.

**High School:** Garnered a three-star rating by 247Sports and ESPN...Lead Rockdale HS to a 13-3 record winning the Texas 3A state championship in 2017...Named TWSA 3A Offensive Player of the Year...Passed for 2,536 yards with 27 touchdowns and rushed for 2,434 yards with 32 touchdowns...Played under head coach Jeff Miller at Rockdale HS.

**Personal:** Son of Kelly and Kerry Locklin...Plans to major in business...Father, Kerry, played tight end at New Mexico State and then went on to play for the Los Angeles Rams and Denver Broncos of the NFL...Kerry Locklin is currently a defensive line coach for the Toronoto Argonauts of the CFL, and has also coached at Utah, Morehead State, Eastern Michigan, Fresno State, New York Jets and his alma mater New Mexico State... Chose Kansas over offers from New Mexico State and Iowa State.

Career Rushing Stats

Date	Opponent	No.	Yds.	TD	Avg.
10-19-19	at Texas	2	2	0	1.0
11-23-19	at Iowa State	1	2	0	2.0
2019		3	4	0	1.3
9-3-21	South Dakota	5	8	0	1.6
9-10-21	at Coastal Carolina	3	11	0	3.7
9-18-21	Baylor	2	0	0	0.0
9-25-21	at Duke	7	47	1	6.7
10-2-21	at Iowa State	12	39	1	3.3
10-16-21	Texas Tech	3	8	0	2.7
10-23-21	Oklahoma	3	3	0	1.0
10-30-21	at Oklahoma State	1	1	0	1.0
2021		36	117	2	3.3
9-2-22	Tennessee Tech	1	3	0	3.0
9-24-22	Duke	2	2	0	1.0
11-19-22	Texas	3	10	0	3.3
11-26-22	at Kansas State	6	17	1	2.8
2022		12	32	1	2.7
9-8-23	Illinois	1	1	0	1.0
11-18-23	Kansas State	4	19	0	4.8

11-25-23	at Cincinnati	4	20	0	5.0
2023		9	40	0	4.4
9-28-24	TCU	1	5	0	5.0
11-9-24	Iowa State	1	0	0	0.0
2024		2	5	0	2.5
Career		62	198	3	3.2
Career Highs: Rushes - 12 (at Iowa State, 10-2-21), Yards - 47 (at Duke, 9-25-21), Touchdowns - 1 (Three times, MR at Kansas State, 11-26-22), Long - 36 (at Duke, 9-25-21)					

Career Receiving Stats

Date	Opponent	No.	Yds.	TD	Avg.
9-25-21	at Duke	1	20	1	20.0
10-2-21	at Iowa State	1	1	0	1.0
11-6-21	Kansas State	1	3	0	3.0
2021		3	24	1	8.0
9-17-22	at Houston	1	60	1	60.0
10-15-22	at Oklahoma	1	8	0	8.0
11-19-22	Texas	1	14	1	14.0
11-26-22	at Kansas State	2	23	0	11.5
12-28-22	vs. Arkansas	3	50	0	16.7
2022		8	155	2	19.4
9-1-23	Missouri State	1	4	0	4.0
9-8-23	Illinois	1	4	1	4.0
11-11-23	Texas Tech	1	25	0	25.0
11-18-23	at Cincinnati	1	7	0	7.0
2023		4	40	1	10.0
10-5-24	at Arizona State	1	5	0	5.0
11-9-24	Iowa State	1	31	0	31.0
2024		2	36	0	18.0
Career		16	248	4	15.5

**Career Highs:** Receptions - 3 (vs. Arkansas, 12-28-22), Yards - 60 (at Houston, 9-17-22), Touchdowns - 1 (Four Times, MR vs. Illinois, 9-8-23), Long - 60 (at Houston, 9-17-22)



13

**DYLAN BROOKS**  
Defensive End | 6'4" | 240 | RS-Jr.  
Roanoke, Ala. | Handley HS/Auburn

**Bio**  
**2023 (R-So.):** Missouri State: Recorded his first solo tackle as a Jayhawk in the season-opener...at Nevada: Produced his first tackle for loss as a Jayhawk, totaling two tackles... at Texas: Assisted on one tackle in the game... vs. UNLV: Recorded a tackle in Guaranteed Rate Bowl vs. UNLV.

**2022 (R-Fr. at Auburn):** Backup to Derick Hall at rush end...played in nine games...first tackle came against Mercer...fumble recovery at Mississippi State...sack against Western Kentucky.

**2021 (Fr. at Auburn):** Did not see game action.

**High School:** Explosive defender from Class 4A state champion Handley High...totalled 51 tackles, 5.5 sacks and 16 caches for 212 yards and 4 TD as a tight end as a senior for Coach Larry Strain and the Tigers...Alabama-Mississippi All-Star Game selection...first team class 4A all-state as a junior and senior...ASWA state lineman of the year finalist... Under Armour All-American Game...recorded 64 tackles, 14 TFL as a junior...AL.com, AHSAA and MaxPreps all-state...ESPN rates him the No. 1 prospect in Alabama, while 24/7 ranks him No. 2...Rivals and 24/7 have him third nationally at his position; ESPN rates him No. 4 nationally...also a basketball letterman.

Career Defensive Stats

Date	Opponent	UA-At-TT	TFL	Sack	Int.	PD	FF/R
9-1-23	Missouri State	1-0-1	0-0	0-0	0	0	0/0
9-16-23	at Nevada	1-1-2	1.0-4	0-0	0	0	0/0
9-30-23	at Texas	0-1-1	0-0	0-0	0	0	0/0
12-26-23	vs. UNLV	1-0-1	0-0	0-0	0	0	0/0
2023		3-2-5	1.0-4	0-0	0	0	0/0
Career Highs: Tackles - 2 (at Nevada, 9-16-23), Tackles for loss - 1 (at Nevada, 9-16-23)							





13

**BRYCE COHOON**  
 Wide Receiver | 6'2" | 200 | RS-Fr.  
 Wichita, Kan. | Maize HS / Syracuse

**Bio**  
**2023 (Fr. at Syracuse):** Appeared in three games as a reserve wide receiver, but did not record any statistics ... Made his collegiate debut vs. Colgate (9/2).

**High School:** Wichita Large School Postseason Football Player of the Year ... KFBFA First Team All-State Selection ... Played at Maize High School under head coach Gary Guzman ... Was a three-year starter and his teams appeared in two state championships ... As a senior, caught 37 passes for 844 yards and scored eight touchdowns ... Two-time team captain ... He led his team to three regional championships, two sectional championships, two sub-state championships and a pair of state runner up finishes in high school ... Also played basketball and ran track in high school ... Was the Kansas 5A state champion in the 100-meter dash.

**Personal:** Son of Danielle and Ty Cohoon ... Has two siblings, Peyton and Jamieon ... Enrolled in the College of Arts and Sciences.



14

**JALEN DYE**  
 Safety | 6'0" | 195 | RS-Jr.  
 San Diego, Calif. | Cathedral Catholic HS/  
 Palomar College


**Bio**  
**2023 (R-So.):** at Iowa State: Set a new career high in pass deflections with two in the win over the Cyclones.

**Palomar College:** Played one season at Palomar...Earned first team all-conference honors and was named the defensive MVP of team's bowl game...Finished with 52 tackles, four interceptions, four pass breakups and one forced fumble.

**High School:** Prepped at Cathedral Catholic High School...Advanced to state championship game as a senior...Named Honor Bowl MVP...Had 11 solo tackles as a senior in nine games...Also played two seasons of baseball.

**Personal:** Parents are Jermaine and Tricia Dye...Jermaine played 14 years of Major League Baseball, including five seasons with the Kansas City Royals...Has two siblings, Devin and Tiara.

Career Defensive Stats							
Date	Opponent	UA-At-TT	TFL	Sack	Int.	PD	FF/R
9-1-23	Missouri State	0-0-0	0-0	0-0	0	1	0/0
11-4-23	at Iowa State	0-0-0	0-0	0-0	0	2	0/0
<b>2023</b>		<b>0-0-0</b>	<b>0-0</b>	<b>0-0</b>	<b>0</b>	<b>3</b>	<b>0/0</b>
8-29-24	Lindenwood	2-0-2	0-0	0-0	0	0	0/0
9-7-24	at Illinois	5-0-5	1-0-4	0-0	0	0	0/0
9-28-24	TCU	5-2-7	0-0	0-0	0	0	0/0
<b>2024</b>		<b>12-2-14</b>	<b>1-0-4</b>	<b>0-0</b>	<b>0</b>	<b>0</b>	<b>0/0</b>
<b>Career</b>		<b>12-2-14</b>	<b>1-0-4</b>	<b>0-0</b>	<b>0</b>	<b>3</b>	<b>0/0</b>
<b>Career Highs:</b> Tackles - 7 (vs. TCU, 9-28-24), Pass Deflections - 2 (at Iowa State, 11-4-23), Tackles for loss - 1 (at Illinois, 9-7-24)							



14


**MIKEY PAULEY**  
 Quarterback | 6'5" | 220 | RS-So.  
 Overland Park, Kan. | Blue Valley  
 Northwest/Nebraska

**Bio**  
**2022 (R-Fr.):** Was on both the football and baseball rosters at Nebraska...Did not play in a game in 2022.

**High School:** Four-year letterwinner in football, basketball and baseball...On the gridiron, Pauley was an all-state quarterback...Completed 57 percent of his passes while throwing for 5,173 yards and 54 touchdowns in his career, according to MaxPreps...Pauley also rushed for 2,326 yards and 38 touchdowns for the Huskies and accumulated nearly 7,500

yards of total offense in his high school career with 88 total touchdowns...As a senior, threw for 1,945 yards, rushed for 1,214 yards and accounted for 45 total touchdowns to help Blue Valley Northwest to a 12-1 record and the school's first state title...Won the 2021 Thomas A. Simone Award, presented to the best high school football player in Kansas City and was the MaxPreps Kansas Player of the Year in 2022...On the baseball diamond, Pauley hit .320 with eight home runs as a junior for Blue Valley Northwest...Part of the Huskies program that won a regional championship in 2018...Ranked as the No. 1 catcher in Kansas by Perfect Game...Part of Northwest's 6A state championship basketball team in 2018, a regional title in 2019, a sectional title in 2020 and a State Championship Runner-up in 2022...Three-star football recruit ranked among the top 15 prospects in the state of Kansas...Signed his NLI with the Nebraska baseball program, spurning multiple football scholarship offers.

Career Rushing Stats					
Date	Opponent	No.	Yds.	TD	Avg.
8-29-24	Lindenwood	2	17	0	8.5
<b>2024</b>		<b>2</b>	<b>17</b>	<b>0</b>	<b>8.5</b>
<b>Career</b>		<b>2</b>	<b>17</b>	<b>0</b>	<b>8.5</b>



15

**COLE BALLARD**  
 Quarterback | 6'2" | 220 | RS-Fr.  
 Westfield, Ind. | Westfield HS

**Notables**  
 Joined Kansas as a walk-on prior to the 2023 season...Saw his first extended playing time against Texas Tech (11-11-23) before making his first career start against Kansas State (11-18-23) in the Dillons Sunflower Showdown.

**Bio**  
**2023 (Fr.):** Missouri State: Saw time in the season-opener...Texas Tech: Completed nine passes for a total of 124 yards, also rushed for 20 yards in the contest...Kansas State: Completed 11 passes for a total of 162 yards and a touchdown, also carried the ball 10 times for a total of 55 yards.

**High School:** Played at Westfield high school under head coach Jake Gilbert...Was named to the 6A All-State Team...Was named an All-Academic Player for the 2022 season in Indiana...During the 2022 season he completed 133-of-210 passing for 1,654 yards and 11 touchdowns, while rushing for 655 yards and 13 touchdowns.

**Personal:** Son of Chris and Kristin Ballard...Has one sibling, Jake Gilbert...Father, Chris, is the General Manager for the Indianapolis Colts.

Career Passing Stats							
Date	Opponent	Cmp.-Att.	Pct.	Yds.	TD	Int	Rate
11-11-23	Texas Tech	9-20	45.0	124	0	1	87.1
11-18-23	Kansas State	11-16	68.8	162	1	2	149.4
<b>2023</b>		<b>20-36</b>	<b>55.6</b>	<b>286</b>	<b>1</b>	<b>3</b>	<b>114.8</b>
8-29-24	Lindenwood	5-6	83.3	51	1	0	209.7
<b>2024</b>		<b>5-6</b>	<b>83.3</b>	<b>51</b>	<b>1</b>	<b>0</b>	<b>209.7</b>
<b>Career</b>		<b>25-42</b>	<b>59.5</b>	<b>337</b>	<b>2</b>	<b>3</b>	<b>148.7</b>
<b>Career Highs:</b> Completions - 11 (vs. Kansas State, 11-18-23), Attempts - 20 vs. Texas Tech, 11-11-23), Yards - 162 (vs. Kansas State, 11-18-23), Rate - 114.8 (vs. Kansas State, 11-18-23)							

Career Rushing Stats					
Date	Opponent	No.	Yds.	TD	Avg.
11-11-23	Texas Tech	10	20	0	2.0
11-18-23	Kansas State	10	55	0	5.5
<b>2023</b>		<b>20</b>	<b>75</b>	<b>0</b>	<b>3.8</b>
10-19-24	Houston	1	16	0	16.0
10-26-24	at Kansas State	1	6	0	6.0
<b>2024</b>		<b>2</b>	<b>22</b>	<b>0</b>	<b>11.0</b>
<b>Career</b>		<b>22</b>	<b>97</b>	<b>0</b>	<b>4.4</b>
<b>Career Highs:</b> Rushes - 10 (Two Times, MR vs. Kansas State, 11-18-23), Yards - 55 (vs. Kansas State, 11-18-23), Long - 27 (vs. Kansas State, 11-18-23)					

15



## DJ WARNER

Defensive End | 6'3" | 230 | Fr.  
Phoenix, Ariz. | Desert Edge HS

### Bio

**High School:** Rated a four-star prospect by Rivals and 247Sports...Has a 5.8 rating from Rivals, which ranks him as the No. 12 prospect in Arizona and No. 19 weakside defensive end in the country...Rated as the No. 148 recruit nationally by 247Sports...One of three 2024 Kansas signees from Desert Edge HS, joined by Dre Gibson and Jon Jon Kamara...Has accepted an invitation to compete in the 2024 All-American Bowl...First Team All-Region selection and the All-Region Player of the Year...Totaled 66 tackles, 20 tackles for loss and two interceptions...Added a blocked field goal and two offensive touchdowns (one rushing, one receiving)...Also competes in high jump, discus and shot put for the Desert Edge track & field team...Coached by Mark and Marcus Carter at Desert Edge.

**Personal:** Chose Kansas over offers from Ohio State, Texas, Washington, Nebraska, Michigan and others.

### Career Defensive Stats

Date	Opponent	UA-At-TT	TFL	Sack	Int.	PD	FF/R
9-7-24	at Illinois	0-1-1	0-0	0-0	0	0	0/0
11-9-24	Iowa State	1-0-1	0-0	0-0	0	0	0/0
2024		1-1-2	0-0	0-0	0	0	0/0
Career		1-1-2	0-0	0-0	0	0	0/0

16



## LOGAN BRANTLEY

Linebacker | 6'2" | 220 | RS-Fr.  
Denver, Colo. | Cherry Creek HS

### Bio

**2023 (Fr.):** Made appearances against Missouri State and Illinois, but did not record any stats. Redshirted his freshman season.

**High School:** A 247 Sports and Rivals three-star recruit...Helped lead his team to a 5A state championship his senior year with a 24-17 win over Valor Christian...Coached by former NFL receiver Dave Logan...Totaled 53 tackles his senior season with 20 solo stops...Posted six interceptions and six tackles-for-loss as a senior...Selected to the Denver Post's 2022 All-Colorado Football Team...Named 2022 All-Centennial League First-Team.

**Personal:** Son of Wyndy Brantley...Has three siblings, Carson, Davenport and Skyler...Hobbies include video games and hanging with friends.

16



## BEN EASTER

Quarterback | 6'3" | 225 | RS-Jr.  
Brownsburg, Ind. | Brownsburg HS

### Bio

**2023 (R-So.):** at Cincinnati: made his debut in relief action at Cincinnati, guiding Kansas to a touchdown drive...Did not attempt a pass, but recorded one rushing attempt for three yards.

**2022 (R-Fr.):** Did not see game action.

**2021 (Fr.):** Redshirted in his first season at Kansas.

**High School:** A 247 Sports and Rivals three-star recruit...Coached by John Hart...Led team to 8-2 record in 2020 and a No. 5 ranking in the state of Indiana by MaxPreps...Threw for 1,842 yards and 13 touchdowns as a senior...Had his best game of the year against Zionsville, where he completed 20 of 27 passes for 338 yards and five touchdowns to no interceptions...Threw for 1,816 yards and 23 touchdowns to just four interceptions as a junior at Brownsburg.

17



## JADEN HAMM

Tight End | 6'6" | 245 | RS-Fr.  
Eudora, Kan. | Eudora HS

### Bio

**2023 (Fr.):** Did not see any playing time as a true freshman, preserving his redshirt.

**High School:** Rated a three-star recruit by Rivals and 247Sports and a four-star by ESPN...Rated as the fifth best player in Kansas and the 25th overall tight end in the country...Named Class 4A All-State as a senior...Had nine catches for 131 yards and four touchdowns as a tight end, while also tallying 41 tackles, 4.0 tackles-for-loss, 2 sacks, 1 forced fumble and 1 fumble recovery for a touchdown as a senior.

17



## AUSTIN ALEXANDER

Cornerback | 6'0" | 175 | Fr.  
Hazel Crest, Ill. | Marian Catholic HS

### Bio

**High School:** Rated a four-star prospect by Rivals and ESPN...Has a 5.8 rating from Rivals, which ranks him as the No. 11 prospect in Illinois and the No. 37 cornerback in the country...Named to the 5A Illinois High School Football Coaches Association (IHSFCA) All-State Team...Had 70 tackles, 3.0 tackles for loss and 2 interceptions as a senior...Also contributed offensively with one rushing touchdown...Has a 3.6 GPA...Played for coach Nick Lopez at Marian Catholic HS.

**Personal:** Son of Ashira & Chris Alexander...Chose Kansas over offers from Illinois, Purdue, Wisconsin, Nebraska, Iowa and others.

18



## DeSHAWN HANIKA

Tight End | 6'6" | 250 | RS-Sr.  
Topeka, Kan. | Hayden HS / Butler CC / Iowa State

### Bio

**Previously at Iowa State:** Two-time Academic All-Big 12 Second Team (2021-22) selection and named to the Big 12 Commissioner's Honor Roll in four semesters...Played at Iowa State from 2020-23, appearing in 36 games in his first three seasons at ISU...Played in 12 games in 2022, leading Cyclone tight ends with 17 receptions for 244 yards...Finished the season with four touchdown receptions...Saw action in 13 games in 2021 and nine in 2022, primarily on special teams...Redshirted at Butler CC in 2019...Earned All-State and All-City honors while playing at Hayden HS in Topeka...Led his team to the Class 4A-II semifinals as a senior...Recorded over 1,000 receiving yards and 60 receptions with 18 touchdowns as a senior...Invited to the Kansas Shrine Bowl...Also an all-state basketball player, helping his team win the state title as a senior...Averaged 16 points and seven rebounds per game in his senior season...Coached by Bill Arnold at Hayden HS.

**Personal:** Son of Kim and Brad Hanika...Has one sibling, Connor Brogan...Has earned a bachelor's degree in Liberal Studies.

18



## DAMANI MAXSON


Safety | 6'1" | 180 | Fr.  
Houston, Texas | Clear Lake HS

### Bio

**High School:** Rated a three-star prospect by Rivals, 247Sports and ESPN...Totaled 30 tackles, 2.0 tackles for loss and one interception as a senior...Was selected to the Touchdown Club of Houston Preseason Team...Also competes in baseball and track & field, where he performs in the 100 meter dash, 200 meter dash and high jump...Coached by Donald Lawrence at Clear Lake HS.

**Personal:** Son of Shay Roach...Has one older brother...Chose Kansas over offers from LSU, Michigan State, Missouri, Colorado, Arkansas and others.





19

TJ CREWS IV

Quarterback | 6'0" | 205 | RS-Fr.

Lenexa, Kan. | Christ Prep Academy

**Bio**  
**High School:** Prepped at Christ Prep Academy in Lenexa, Kansas under head coach Tom Hurley...Was named the offensive MVP for the team in 2022...Scored a team-high 15 touchdowns as a senior...Helped Christ Prep to a 5-5 record in 2023 and was named to the National Home School Football All-Star Game in 2022.

**Personal:** Son of Ted and Michelle Crews...Has two siblings, Olivia and Dean.



19

TRISTIAN FLETCHER

Linebacker | 6'0" | 230 | RS-Jr.

Cypress, Texas | Cy Ridge HS/Trinity Valley CC

**Bio**  
**2023 (R-So.):** at Cincinnati: Assisted on a tackle in the victory over the Bearcats.

**2022 (So.):** Tennessee Tech: Recorded a solo tackle against the Golden Eagles. at West Virginia: Did not record any stats...at Texas Tech: Made a solo tackle.

Career Defensive Stats							
Date	Opponent	UA-At-TT	TFL	Sack	Int.	PD	FF/R
9-2-22	Tennessee Tech	1-0-1	0-0	0-0	0	0	0/0
11-12-22	at Texas Tech	1-0-1	0-0	0-0	0	0	0/0
2022		2-0-2	0-0	0-0	0	0	0/0
11-25-23	at Cincinnati	0-1-1	0-0	0-0	0	0	0/0
2023		0-1-1	0-0	0-0	0	0	0/0
8-29-24	Lindenwood	2-0-2	1-0-3	0-0	0	0	0/0
9-7-24	at Illinois	0-1-1	0-0	0-0	0	0	0/0
9-13-24	UNLV	0-1-1	0-0	0-0	0	0	0/0
10-5-24	at Arizona State	1-0-1	0-0	0-0	0	0	0/0
2024		3-2-5	1-0-3	0-0	0	0	0/0
Career		6-2-8	1-0-3	0-0	0	0	0/0
<b>Career Highs:</b> Tackles - 2 (vs. Lindenwood, 8-29-24), Tackles for loss - 1 (vs. Lindenwood, 8-29-24)							



20

JOHNNY THOMPSON JR.

Running Back | 5'11" | 200 | RS-Fr.

Canoga Park, Calif. | Oaks Christian School

**Bio**  
**2023 (Fr.):** Did not see any game action as a true freshman, preserving his redshirt.

**High School:** A 247 Sports and Rivals 3-star recruit...Ranked as the No. 83 prospect in the state of California by Rivals...Rushed for 1,035 yards and 16 touchdowns on 152 carries as a senior...Finished high school career with 1,964 rushing yards and 25 touchdowns...Also had 37 catches for 263 yards in his career...First-Team All-Marmonte League as a senior...Named to the CIF Upper Division Team...Finished his career with three-straight 100-yard contests...Rushed for a season-high 180 yards against Calabasas.

**Personal:** Son of R'Shunda and Johnny Thompson Sr...Has three siblings, Amiya, Peyton and Morgan...Hobbies include drawing and listening to music.

Career Rushing Stats					
Date	Opponent	No.	Yds.	TD	Avg.
8-29-24	Lindenwood	5	32	0	6.4
2024		5	32	0	6.4
Career		5	32	0	6.4



22

BRIAN DILWORTH

Cornerback | 5'11" | 185 | RS-So.

Hollywood, Fla. | Chaminade-Madonna Prep

**Bio**  
**2022 (Fr.):** Arkansas: Finished the game vs the Razorbacks with one tackle.

**High School:** Rated as a three star by Rivals and 247 Sports out of Chaminade-Madonna Prep, where he is a three-sport athlete between football, volleyball and basketball...Was named a Miami Herald 5A-Ind first-team selection in 2020 after helping Chaminade-Madonna reach the 3A championship...Recorded seven interceptions, two pass breakups and 29 tackles, in 2020...In 2019, he started as a sophomore, leading the Lions to the 3A state title...Recorded three interceptions and two forced fumbles as a sophomore...Received offers from Auburn, Arkansas and Boston College, among others.

Career Defensive Stats							
Date	Opponent	UA-At-TT	TFL	Sack	Int.	PD	FF/R
12-28-22	vs. Arkansas	0-1-1	0-0	0-0	0	0	0/0
2022		0-1-1	0-0	0-0	0	0	0/0
8-29-24	Lindenwood	1-0-1	0-0	0-0	0	0	0/0
2024		1-0-1	0-0	0-0	0	0	0/0
Career		1-1-2	0-0	0-0	0	0	0/0
<b>Career Highs:</b> Tackles - 1 (Two Times, MR vs. Lindenwood, 8-29-24)							



22

MICAH JOHNSON

Running Back | 5'10" | 185 | Fr.

Wichita, Kan. | Goddard HS

**Bio**  
**High School:** High School: Compiled 1,100+ all-purpose yards, 12 touchdowns and one return touchdown as a senior at Goddard high school under head coach Tommy Beason...Was named 5A State First Team kick returner and AVCTL Div. II All-League First Team running back... Is a three-sport athlete, also competing in track and field, where he was a state medalist in the 100 meters.



23

MASON ELLIS

Safety | 6'2" | 200 | RS-So.

Mulvane, Kan. | Mulvane HS

**Bio**  
**2023 (R-Fr.):** Appeared in every game, contributing on special teams.

**2022 (Fr.):** Did not see any game action, redshirted.

**High School:** A 247 Sports 3-star recruit...Rated as a 2-star recruit by Rivals.com...Prepped at Mulvane High School for Coach Daniel Myers...Sports in Kansas first-team all-state as a senior...First-team all-conference and county as a senior...As a senior, totaled 37.5 tackles, 12 pass breakups and four interceptions...Also played quarterback for Mulvane and threw for 1,569 yards and 13 touchdowns, while rushing for 1,152 yards and 21 touchdowns on 183 carries.

Career Defensive Stats							
Date	Opponent	UA-At-TT	TFL	Sack	Int.	PD	FF/R
8-29-24	Lindenwood	1-1-2	0-0	0-0	0	0	0/0
9-7-24	at Illinois	2-1-3	0-0	0-0	0	0	0/0
9-13-24	UNLV	2-0-2	0-0	0-0	0	0	0/0
2024		5-2-7	0-0	0-0	0	0	0/0
Career		5-2-7	0-0	0-0	0	0	0/0
<b>Career Highs:</b> Tackles - 3 (at Illinois, 9-7-24)							



24

**DAMARIUS MCGHEE**  
 Cornerback | 6'0" | 175 | RS-Jr.  
 Pensacola, Fla. | Pensacola HS/LSU

**Bio**  
**2023 (Jr.):** Played in two games as a junior, including Missouri State and at Cincinnati ... at Cincinnati: Recorded one tackle in the win.

**2022 (So. at LSU):** Appeared in 1 game with no starts...Pressed into action at cornerback in win over Auburn.

**2021 (Fr. at LSU):** Made 12 appearances as a rookie in 2021...Started at cornerback against Kansas State in the Texas Bowl...Had his best game as a Tiger in that contest, recording 5 tackles...Missed only the McNeese game in week 2.

**High School:** A four-star cornerback/athlete from Pensacola Catholic in the panhandle of Florida...Rated with four-stars by ESPN, 247 Sports and Rivals...247 Sports Composite rankings has him rankings...24/7 Composite Rankings have him as ranked No. 185 nationally, No. 14 at his position and No. 28 in the state of Florida...As a senior in 2020, recorded three Interceptions and had six touchdowns...In 2019 season he helped Pensacola Catholic post an 11-1 mark...Named first team 3A All-State by FloridaHSFootball.com...Selected for the Under Armour All American Game... Was also invited to the US Army All American Bowl.

#### Career Defensive Stats

Date	Opponent	UA-At-TT	TFL	Sack	Int.	PD	FF/R
11-25-23	at Cincinnati	1-0-1	0-0	0-0	0	0	0/0
<b>2023</b>		<b>1-0-1</b>	<b>0-0</b>	<b>0-0</b>	<b>0</b>	<b>0</b>	<b>0/0</b>
8-29-24	Lindenwood	1-0-1	0-0	0-0	0	0	0/0
9-7-24	at Illinois	1-0-1	0-0	0-0	0	0	0/0
9-28-24	TCU	2-1-3	0-0	0-0	0	0	0/0
10-5-24	at Arizona State	3-0-3	0-0	0-0	0	0	0/0
<b>2024</b>		<b>7-1-8</b>	<b>0-0</b>	<b>0-0</b>	<b>0</b>	<b>0</b>	<b>0/0</b>
<b>Career</b>		<b>8-1-9</b>	<b>0-0</b>	<b>0-0</b>	<b>0</b>	<b>0</b>	<b>0/0</b>
<b>Career Highs:</b> Tackles - 3 (Two times, MR at Arizona State, 10-5-24)							



25

**KALEB PURDY**  
 Safety | 5'11" | 185 | RS-Fr.  
 St. Louis, Mo. | DeSmet Jesuit HS

**Bio**  
**2023 (R-Fr.):** Appeared in two games during the 2023 season, including the season-opener vs. Missouri State and the Guaranteed Rate Bowl vs. UNLV ... vs. UNLV: Recorded one solo tackle in the Guaranteed Rate Bowl vs. UNLV.

**2022 (Fr.):** Redshirted in his first season at Kansas.

#### Career Defensive Stats

Date	Opponent	UA-At-TT	TFL	Sack	Int.	PD	FF/R
12-26-23	vs. UNLV	1-0-1	0-0	0-0	0	0	0/0
<b>2023</b>		<b>1-0-1</b>	<b>0-0</b>	<b>0-0</b>	<b>0</b>	<b>0</b>	<b>0/0</b>
8-29-24	Lindenwood	1-0-1	0-0	0-0	0	0	0/0
10-26-24	at Kansas State	2-0-2	0-0	0-0	0	0	0/0
11-9-24	Iowa State	1-0-1	0-0	0-0	0	0	0/0
<b>2024</b>		<b>4-0-4</b>	<b>0-0</b>	<b>0-0</b>	<b>0</b>	<b>0</b>	<b>0/0</b>
<b>Career</b>		<b>5-0-5</b>	<b>0-0</b>	<b>0-0</b>	<b>0</b>	<b>0</b>	<b>0/0</b>
<b>Career Highs:</b> Tackles - 2 (at Kansas State, 10-26-24)							



25

**HARRY STEWART III**  
 Running Back | 5'10" | 215 | Fr.  
 Frisco, Texas | Centennial HS

**Bio**  
**High School:** Rated a three-star prospect by Rivals, 247Sports and ESPN...Ranked as the No. 43 running back in the country by Rivals...Rushed for more than 1,200 yards and 11 touchdowns as a senior...Added 250 yards and two touchdowns receiving...Leading rusher in 5A-1 Region II District 6...Coached by Matt Webb at Centennial HS.

**Personal:** Son of Elizabeth Stewart-Williams and Harry Stewart II...Has three step-siblings...Chose Kansas over offers from BYU, Baylor, Michigan, Missouri, Texas A&M and others.

#### Career Rushing Stats

Date	Opponent	No.	Yds.	TD	Avg.
8-29-24	Lindenwood	7	24	0	3.4
<b>2024</b>		<b>7</b>	<b>24</b>	<b>0</b>	<b>3.4</b>
<b>Career</b>		<b>7</b>	<b>24</b>	<b>0</b>	<b>3.4</b>



26

**JALEN TODD**  
 Cornerback | 6'1" | 195 | Fr.  
 Detroit, Mich. | Southfield A&T HS

**Bio**  
**High School:** Rated a four-star prospect by Rivals...Holds a 5.8 rating from Rivals, which ranks him as the No. 10 prospect in Michigan and No. 35 cornerback in the country... One of two 2024 Kansas signees from Southfield A&T, joined by Isaiah Marshall...Helped guide Southfield to the first State Championship in program history...Also competes on the track & field team...Holds a 3.0 GPA... Coached by Aaron Marshall at Southfield.

**Personal:** Son of Onna & Maurice Todd...Has one sister, Tamyra, who runs track at Kentucky State...Chose Kansas over offers from Auburn, Boston College, Florida, Iowa, Penn State and others.

#### Career Defensive Stats

Date	Opponent	UA-At-TT	TFL	Sack	Int.	PD	FF/R
8-29-24	Lindenwood	1-0-1	0-0	0-0	0	0	0/0
10-5-24	at Arizona State	1-0-1	0-0	0-0	0	0	0/0
<b>2024</b>		<b>2-0-2</b>	<b>0-0</b>	<b>0-0</b>	<b>0</b>	<b>0</b>	<b>0/0</b>
<b>Career</b>		<b>2-0-2</b>	<b>0-0</b>	<b>0-0</b>	<b>0</b>	<b>0</b>	<b>0/0</b>



27

**TAYLOR DAVIS**  
 Safety | 6'0" | 195 | RS-Fr.  
 Missouri City, Texas | Ridge Point HS

**Bio**  
**2023 (Fr.):** Did not see any game action as a true freshman, preserving his redshirt.

**High School:** A 247 Sports and Rivals 3-star recruit...Played for Coach Rick LaFavers at Ridge Point...Touchdown Club of Houston 2022 Defensive Player of the Year finalist... Totaled 45 tackles as a senior with three tackles-for-loss and two interceptions...Finished his three-year varsity career with 191 tackles and nine interceptions...Helped his team to a 10-3 record and 8-0 district mark as a senior...Named to the District 20-6A First-Team as a junior...Named District 20-6A Defensive Newcomer of the Year as a sophomore in 2020...Also lettered in track and field.

#### Career Defensive Stats

Date	Opponent	UA-At-TT	TFL	Sack	Int.	PD	FF/R
8-29-24	Lindenwood	0-2-2	0-0	0-0	0	0	0/0
10-5-24	at Arizona State	1-5-6	0-0	0-0	0	0	0/0
10-19-24	Houston	4-0-4	0-0	0-0	0	0	0/0
10-26-24	at Kansas State	4-1-5	0-0	0-0	0	0	0/0
11-9-24	Iowa State	2-1-3	0-0	0-0	0	1	0/0
<b>2024</b>		<b>11-9-20</b>	<b>0-0</b>	<b>0-0</b>	<b>0</b>	<b>1</b>	<b>0/0</b>
<b>Career</b>		<b>11-9-20</b>	<b>0-0</b>	<b>0-0</b>	<b>0</b>	<b>1</b>	<b>0/0</b>





28

**SEVION MORRISON**  
Running Back | 6'0" | 215 | RS-Jr.  
Tulsa, Okla. | Edison HS/Nebraska

**Bio**  
**2023 (Jr.):** Missouri State: Ran the ball eight times for 48 yards and a touchdown in the season-opening win... at Cincinnati: Carried the ball twice for a total of 21 yards, good for over 10 yards per carry.

**2022 (R-So.):** Tennessee Tech: Carried the ball eight times against the Golden Eagles for 70 yards and a TD...Recorded a 30-yard run and averaged 8.8 yards a carry...at West Virginia: Carried the ball once for seven yards against the Mountaineers...at Houston: Broke away for a 30-yard rush against the Cougars...Recorded a catch for 13 yards... Iowa State: Returned two kickoffs for a total of 58 yards in win over the Cyclones...TCU: Rushed the ball once for a game-long 40 yards...at Oklahoma: Rushed for one yard on three carries against the Sooners...at Baylor: Caught one pass for 12 yards...Texas: Rushed for 11 yards on five touches against the Longhorns...Returned three kicks for 63 yards, longest being a 34-yard return.

**2021 (R-Fr. at Nebraska):** Appeared in seven games, rushing 30 times for 116 yards and one touchdown...Made his Cornhusker debut against Fordham, rushing nine times for 31 yards and two touchdowns...Had three carries for 15 yards at No. 20 Michigan State... Also had a 14-yard reception against the Spartans...Had five carries for 26 yards against Northwestern, including a four-yard touchdown run...Had four carries for 19 yards at Minnesota...Named to Nebraska Scholar-Athlete Honor Roll in spring, 2021.

**2020 (Fr. at Nebraska):** Did not see game action, redshirted.

**High School:** Prepped at Edison High School in Oklahoma, where he set school record for career rushing yards...Morrison broke the previous record (4,009), held by Spencer Tillman, who went on to be an All-American at Oklahoma and a Super Bowl champion... Morrison had 1,798 rushing yards as a senior, averaging nearly 10 yards per carry, while scoring 26 touchdowns...Also caught eight passes for 276 yards...Named district offensive player of the year, in addition to winning the Ford Award as the player of the year in Northeast Oklahoma...State's leading rusher as a junior with 2,728 yards...Also scored 39 total touchdowns and averaged 12.8 yards per carry...Tulsa World All-State First Team member...Consensus four-star recruit.

**Career Rushing Stats**

Date	Opponent	No.	Yds.	TD	Avg.
9-2-22	Tennessee Tech	8	70	1	8.8
9-10-22	at West Virginia	1	7	0	7.0
9-17-22	at Houston	1	30	0	30.0
9-24-22	Duke	2	3	0	1.5
10-8-22	TCU	1	40	0	40.0
10-15-22	at Oklahoma	3	1	0	0.3
10-22-22	at Baylor	2	3	0	1.5
11-19-22	Texas	5	11	0	2.2
2022		23	165	1	7.2
9-1-23	Missouri State	8	41	1	5.1
11-25-23	at Cincinnati	2	21	0	10.5
2023		10	62	1	6.2
8-29-24	Lindenwood	8	28	1	3.5
9-7-24	at Illinois	0	17	0	17.0
10-19-24	Houston	1	7	0	7.0
10-26-24	at Kansas State	3	45	1	15.0
2024		12	97	2	8.1
Career		45	324	4	7.2

**Career Highs:** Rushes - 8 (Three Times, MR vs. Lindenwood, 8-29-24), Yards - 70 (vs. Tennessee Tech, 9-2-22), Touchdowns - 1 (Four Times, MR at Kansas State, 10-26-24).

**Career Receiving Stats**


Date	Opponent	No.	Yds.	TD	Avg.
9-17-22	at Houston	1	13	0	13.0
10-8-22	TCU	1	1	0	1.0
10-22-22	at Baylor	1	12	0	12.0
2022		3	26	0	8.7
11-18-23	Kansas State	2	17	0	8.5
2023		2	17	0	8.5
9-13-24	UNLV	1	18	0	18.9
2024		1	18	0	18.0
Career		6	61	0	10.2

**Career Highs:** Receptions - 2 (vs. Kansas State, 11-18-23), Yards - 18 (vs. UNLV, 9-13-24)

**Career Kick Return Stats**

Date	Opponent	No.	Yds.	TD	Avg.
10-1-22	Iowa State	2	58	0	29.0
11-19-22	Texas	3	63	0	21.0
12-28-22	vs. Arkansas	1	7	0	7.0
2022		6	128	0	21.3
Career		6	128	0	21.3

**Career Highs:** Returns - 3 (vs. Texas, 11-19-22), Yards - 63 (vs. Texas, 11-19-22).



28

**JaCOREY STEWART**  
Linebacker | 6'0" | 225 | Fr.  
Atlanta, Ga. | Milton HS

**Bio**  
**High School:** Rated a three-star prospect by Rivals, 247Sports and ESPN...Named Most Outstanding Defensive Player of the Georgia State Championship game by Georgia Public Broadcasting...Had seven tackles, one sack and a pick-six with less than a minute to go to clinch the 7A State Championship...During his senior season, totaled 80 tackles, 13.5 tackles for loss, 5.0 sacks, two pass deflections and a fumble recovery...Added one punt return for a touchdown on special teams...Also runs the 100 meter dash in track... Has a 3.31 GPA...Coached by Ben Reaves at Milton HS.

**Personal:** Son of Michelle Myles...Has 10 siblings...Chose Kansas over offers from Missouri, Mississippi State, Georgia Tech, Texas A&M and others.



29

**JAMEEL CROFT Jr.**  
Cornerback | 6'0" | 195 | RS-Fr.  
Detroit, Mich. | Martin Luther King HS

**Bio**  
**2023 (Fr.):** Played in four games as a true freshman, including at Nevada, vs. BYU, at Texas, at Cincinnati and in the Guaranteed Rate Bowl ... Preserved his redshirt.

**High School:** A 247 Sports and Rivals 3-star recruit...Ranked as the 11th best prospect in the state of Michigan by 247 and the 12th best by Rivals...Named to the 2022 Michigan Associated Press Division 3-4 All-State Team...Attended the same high school as current Jayhawks Rich Miller and Marvin Grant... Posted 33 tackles, 2.0 TFL's, and eight interceptions, including five interceptions returned for a touchdown as a senior... On offense, caught 46 passes for 791 yards and 11 touchdowns...Helped lead his team to back-to-back state championships...As a senior, MLK High School topped Muskegon 56-27 to claim the state title...In 2021, MLK topped DeWitt 25-21 for the championship.

**Career Defensive Stats**

Date	Opponent	UA-At-TT	TFL	Sack	Int.	PD	FF/R
12-26-23	TCU	1-0-1	0-0	0-0	0	0	0/0
2024		1-0-1	0-0	0-0	0	0	0/0

**Career Kick Return Stats**

Date	Opponent	No.	Yds.	TD	Avg.
10-5-24	at Arizona State	1	18	0	18.0
10-19-24	Houston	2	37	0	18.5
10-26-24	at Kansas State	1	0	0	0.0
2024		4	55	0	13.8



30

**AUNDRE GIBSON**  
Cornerback | 5'10" | 195 | Fr.  
Goodyear, Ariz. | Desert Edge HS

**Bio**  
**High School:** Rated a three-star prospect by Rivals, 247Sports and ESPN...One of three 2024 Kansas signees from Desert Edge HS, joined by Jon Jon Kamara and DJ Warner... Finished his senior season with 32 tackles, 1.0 tackle for loss, 1 interception and 13 passes defended...Also contributed offensively with 26 carries for 124 yards and three touchdowns...Had a 95-yard kickoff return for a touchdown in his final game...Played against fellow Kansas signee Carter Lavrusky in the state semifinals...Competes on the track & field team at Desert Edge, running the 100 meter and 200 meter dashes... Coached by Mark and Marcus Carter at Desert Edge.

**Personal:** Son of Rea Matthews...Has two siblings, Antzanaya and Ahmir...Chose Kansas over offers from Arizona, Arizona State, Iowa State, Oregon and others.



30

CARSON MORGAN

Running Back | 6'0" | 210 | RS-Fr.

Bentonville, Ark. | Bentonville HS

Bio

**2023 (Fr.):** Did not see any game action as a true freshman, preserving his redshirt.

**High School:** Played at Bentonville West High School, where he accumulated over 1,500 rushing yards and 700 career receiving yards...Tallied 17 total touchdowns...Was named Arkansas 7A West Second Team All-Conference...Was named a team captain at Bentonville West High School.



31

LANDON NELSON

Safety | 5'11" | 195 | RS-Jr.

Maui, Hawaii | Valley HS

Bio

**2023 (So.):** Played in 12 games as a sophomore, contributing on special teams.


**2022 (R-Fr.):** Texas: Saw the field for the first time, recorded a solo tackle late in the second half.

**2021 (Fr.):** Did not see game action, redshirted.

**High School:** He was a two year varsity starter for San Luis Obispo High School before moving to Iowa... He then was a varsity starter for his senior year at Valley High School in West Des Moines, Iowa...Finished his high school career with 255 tackles, 19 tackles-for-loss, 43 passes broken up, three interceptions and three forced fumbles...Earned All-League and All-State honors as a junior and senior.

Career Defensive Stats

Date	Opponent	UA-At-TT	TFL	Sack	Int.	PD	FF/R
11-19-22	Texas	1-0-1	0-0	0-0	0	0	0/0
Career Highs: Tackles - 1 (vs. Texas, 11-19-22).							



32

DYLAN DOWNING

Linebacker | 6'1" | 235 | RS-Sr.

Kansas City, Kan. | Bishop Miege HS

Bio

**2023 (R-Jr.):** Played in all 13 games, contributing primarily on special teams...at Cincinnati: Recorded a tackle in the victory.

**2022 (R-So.):** Duke: Saw playing time, did not record any stats...Iowa State: Did not record any stats...TCU: Recorded a tackle (solo) against the Horned Frogs...at Texas Tech: Recorded a solo tackle against the Red Raiders...at Kansas State: Finished the game vs the Wildcats with two tackles, both being solo.

**2021 (R-Fr.):** Contributed for the Jayhawks in nine games...Did not record any stats.

**2020 (Fr.):** Contributed for the Jayhawks in nine games...Did not record any stats.

**High School:** Played for Bishop Miege High School...Helped lead the team to four-straight state championships, starting all four years...Received Bobby Bell Award given to the top lineman/linebacker in small class football in the Kansas City metro area... Recorded 131 total tackles his senior year of high school...Junior year registered 142 tackles, three forced fumbles, one sack and two interceptions...Sophomore year also recorded over 100 tackles with a total of 102...Also punted, averaging 45.7 yards per punt as a junior.

Career Defensive Stats

Date	Opponent	UA-At-TT	TFL	Sack	Int.	PD	FF/R
10-8-22	TCU	1-0-1	0-0	0-0	0	0	0/0
11-12-22	at Texas Tech	1-0-1	0-0	0-0	0	0	0/0
11-26-22	at Kansas State	2-0-2	0-0	0-0	0	0	0/0
2022		4-0-4	0-0	0-0	0	0	0/0
11-25-23	at Cincinnati	1-0-1	0-0	0-0	0	0	0/0
2023		1-0-1	0-0	0-0	0	0	0/0
10-19-24	Houston	1-0-1	0-0	0-0	0	0	0/0
Career		6-0-6	0-0	0-0	0	0	0/0
Career Highs: Tackles - 2 (at Kansas State, 11-26-22).							



33

JON JON KAMARA

Linebacker | 6'3" | 225 | Fr.

Goodyear, Ariz. | Desert Edge HS

Bio

**High School:** Rated a three-star prospect by Rivals, 247Sports and ESPN...One of three 2024 Kansas signees from Desert Edge HS, joined by Dre Gibson and DJ Warner... During his senior season, totaled 50 tackles, 6.0 tackles for loss, 3.0 sacks and five pass deflections...Also a member of the track team, competing in long jump, high jump and the 100 meter dash...Coached by Mark and Marcus Carter at Desert Edge.

**Personal:** Was born in Liberia and grew up in Arizona, Philadelphia and Florida...Parents still live in Liberia, so he lives with his uncle John Bernard in Arizona...Has one sister, Jasmine...Has a 3.51 GPA...Chose Kansas over offers from Arizona State, Kansas State, Texas, Washington and others.



34

OWEN PIEPERGERDES

Kicker | 6'6" | 255 | RS-Jr.

Kansas City, Mo. | Rockhurst HS

Bio

**2023 (R-So.):** Played in five games, connecting on 6-of-6 extra point attempts...at Iowa State: Made both of his PAT attempts in the win over Iowa State.

**2023 (R-Fr.):** Appeared in three games, connecting on one field goal and going 9-for-9 on extra point attempts.

**2021 (Fr):** Did not see game action.

Career Kicking Stats

Date	Opponent	FGM-A	Pct.	XPM-A	Pct.	Pts.
11-19-22	Texas	0-0	00.0	2-2	100.0	2
11-26-22	at Kansas State	0-0	00.0	3-3	100.0	3
12-28-22	vs. Arkansas	1-1	100.0	4-4	100.0	7
2022		1-1	100.0	9-9	100.0	12
9-1-23	Missouri State	0-0	0.0	1-1	100.0	1
10-7-23	UCF	0-0	0.0	1-1	100.0	1
10-14-23	at Oklahoma State	0-0	0.0	1-1	100.0	1
11-4-23	at Iowa State	0-1	0.0	2-2	100.0	2
11-25-23	at Cincinnati	0-0	0.0	1-1	100.0	1
2023		0-1	0.0	6-6	100.0	6
Career		1-2	50.0	13-13	100.0	18
Career Highs: Long - 36 (vs. Arkansas, 12-28-22), Field Goals Made - 1 (vs. Arkansas, 12-28-22), Extra Points Made - 4 (vs. Arkansas, 12-28-22), Points - 7 (vs. Arkansas, 12-28-22).						



34

ALEX RAICH

Linebacker | 6'3" | 225 | Jr.

Chur, Switzerland | Quader Schulhaus/  
Golden West College

Bio

**2023 (R-Jr.):** Played in 11 games, contributing primarily on special teams.

**2022 (Jr.):** Appeared in two games, redshirted.

**Previous:** Transferred to Kansas from Golden West College ahead of the 2022 season... Played two seasons at Golden West.

Career Defensive Stats

Date	Opponent	UA-At-TT	TFL	Sack	Int.	PD	FF/R
9-7-24	at Illinois	0-1-1	0-0	0-0	0	0	0/0
9-13-24	UNLV	1-1-2	0-0	0-0	0	0	0/0
2024		1-2-3	0-0	0-0	0	0	0/0
Career		1-2-3	0-0	0-0	0	0	0/0





35

**DAMON GREAVES**  
Punter | 6'1" | 185 | So.  
Busselton, Australia

**Bio**  
**2023 (Fr.):** Missouri State: Did not punt ... Illinois: Punted once for 37 yards ... at Nevada: Punted the ball a career-high three times for 119 yards (39.7 avg.) ... BYU: Averaged a season-high 42 yards per punt, punting the ball away twice for 84 yards ... at Texas: Punted six times for 272 yards ... Averaged a career-high 45.3 yards ... UCF: Punted once for 39 yards... at Oklahoma State: Punted the ball two times, for a total of 76 yards, good for 38 yards per punt... Oklahoma: Punted the ball twice for a total of 86 yards, good for 43 yards per punt... at Iowa State: Punted the ball three times for a total of 116 yards, good for 38.7 yards per punt... Texas Tech: Punted the ball four times for a total of 132 yards, good for 33 yards per punt... Kansas State: Punted the ball three times for a total of 119 yards, good for 39.7 yards per punt... at Cincinnati: Punted the ball three times for a total of 101 yards, good for 33.7 yards per punt... vs. UNLV: Punted twice for 67 yards in the bowl victory over UNLV.

**Previous:** Played in the Australian Football League for the Hawthorn Football Club... Trained with Prokick Academy.

Career Punting Stats				
Date	Opponent	No.	Yds.	Avg.
9-8-23	Illinois	1	37	37.0
9-16-23	at Nevada	3	119	39.7
9-23-23	BYU	2	84	42.0
9-30-23	at Texas	6	272	45.3
10-7-23	UCF	1	39	39.0
10-14-23	at Oklahoma State	2	76	38.0
10-28-23	Oklahoma	2	86	43.0
11-4-23	at Iowa State	3	116	38.7
11-11-23	Texas Tech	4	132	33.0
11-18-23	Kansas State	3	119	39.7
11-25-23	at Cincinnati	3	101	33.7
12-26-23	vs. UNLV	2	67	33.5
<b>2023</b>		<b>32</b>	<b>1,248</b>	<b>39.0</b>
9-7-24	at Illinois	2	109	54.5
9-13-24	UNLV	3	139	46.3
9-21-24	at West Virginia	5	221	44.2
9-28-24	TCU	5	235	47.0
10-5-24	at Arizona State	4	163	40.8
10-19-24	Houston	2	76	38.0
10-26-24	at Kansas State	4	164	41.0
11-9-24	Iowa State	3	98	32.7
<b>2024</b>		<b>28</b>	<b>1,205</b>	<b>43.0</b>
<b>Career</b>		<b>60</b>	<b>2,453</b>	<b>40.9</b>
<b>Career highs:</b> Punts - 6 (at Texas, 9-30-23), Yards - 272 (at Texas, 9-30-23), Game average - 54.5 (at Illinois, 9-7-24)				



36

**JAMEER MOORE**  
Cornerback | 6'3" | 185 | Fr.  
Salina, Kan. | Salina Central HS

**Bio**  
**High School:** Played wide receiver and cornerback under head coach Mark Sandbo at Salina Central... Was named All-State Honorable Mention defensive back as a senior... Voted as a Top-100 Seniors by SportsInKansas... Also runs track and field at Salina Central.



37

**GRAYDEN ADDISON**  
Punter | 5'11" | 220 | RS-Jr.  
Noblesville, Ind. | Noblesville HS


**Bio**  
**2023 (R-So.):** Appeared in all 13 games...Serves as KU's holder on extra points and field goals.

**2022 (R-Fr.):** Texas: Made his Jayhawk debut against the Longhorns ... Punted once for 28 yards.

**2021 (Fr.):** Did not see game action.

**High School:** Participated at the Kohl's National Scholarship Camp in July, 2020...Also earned an invite to the 2020 Kohl's National Underclassman Challenge and the 2019 Kohl's Winter Showcase Camp...Averaged 43.1 yards per punt as a senior with a long of 78 yards...First-Team All-Conference as a junior and senior...MaxPreps First-Team All-State as a senior.

Career Punting Stats				
Date	Opponent	No.	Yds.	Avg.
11-19-22	Texas	1	28	28.0
12-28-22	vs. Arkansas	4	158	39.5
<b>2022</b>		<b>5</b>	<b>186</b>	<b>37.2</b>
<b>Career highs:</b> Punts - 4 (vs. Arkansas, 12-28-22), Yards - 158 (vs. Arkansas, 12-28-22), Game average - 39.5 (vs. Arkansas, 12-28-22).				



38

**JACK SCHNEIDER**  
Running Back | 6'3" | 195 | RS-Fr.  
Overland Park, Kan. | Blue Valley West HS

**Bio**  
**2023 (Fr.):** Did not see any game action as a true freshman, preserving his redshirt.

**High School:** Prepped at Blue Valley West high school under head coach Josh Koerkenmeier...Was named First Team All-State and First Team All-Conference as a defensive back in 2022...Was named Second Team all EKL as a wide receiver...Selected to play in the 2023 Kansas Shrine Bowl...Finished the 2023 season with 15.5 tackles, 3 pass deflections and an interception, while catching 31 passes for 551 yards and 8 touchdowns.



39

**COLE MONDI**  
Linebacker | 5'10" | 220 | RS-Jr.  
Lawrence, Kan. | Lawrence HS

**Bio**  
**2023 (R-So.):** Did not see game action as a redshirt sophomore.

**2022 (R-Fr.):** Did not see game action as a redshirt freshman.

**2021 (Fr.):** Did not see game action, redshirted.

**High School:** Four-year starter for Lawrence High, where he played for coach Steve Rampy...Helped his team go 17-3 during his junior and senior seasons...First-Team All-Metro, as selected by PrepsKC...First-Team All-State All Classes...Kansas High School Defensive Player of the Year finalist...First-Team All-Sunflower League.

40



## TABOR ALLEN

Kicker | 6'1" | 200 | Sr.

Mansfield, Texas | Mansfield Lakeridge HS

### Career Honors

**2021 (So.):** Academic All-Big 12 Football First Team.

### Bio

**2023 (Jr.):** Appeared in all 13 games as a junior, serving as Kansas' primary kickoff specialist ... Kicked 84 times for 5,156 yards (61.4 avg.) and 56 touchbacks in 2023.

**High School:** Letterwinner in football and soccer at Mansfield Lakeridge High School, where he played under head coach Kirk Thor...Team was district champions in 2018...He connected on 8-of-11 field goals while notching 42 touchbacks on kickoffs in 2020...Was named District 7-6A special teams MVP in 2020...Also named to Academy All-District all four years and was selected as Academy All-State in 2020...Was named honorable mention All-District in soccer from 2016-18, and academic All-District from 2017-19.

### Career Kickoff Stats

Date	No.	Yds.	Avg.	TB	OB
2020	18	943	52.4	6	0
2021	43	2,705	62.9	29	1
2022	79	4,826	61.1	43	2
2023	84	5,156	61.4	56	3
2024	54	3,501	64.8	47	0

### Career Kicking Stats

Date	Opponent	FGM-A	Pct.	XPM-A	Pct.	Pts.
8-29-24	Lindenwood	0-0	---	6-7	85.7	6
9-7-24	at Illinois	1-1	100.0	2-2	100.0	5
9-13-24	UNLV	2-2	100.0	2-2	100.0	8
9-21-24	at West Virginia	0-0	---	4-4	100.0	4
9-28-24	TCU	2-2	100.0	3-3	100.0	9
10-5-24	at Arizona State	1-1	100.0	4-4	100.0	7
10-19-24	Houston	0-1	0.0	6-6	100.0	6
10-26-24	at Kansas State	0-0	---	3-4	75.0	3
11-9-24	Iowa State	1-2	50.0	6-6	100.0	9
2024		7-9	77.8	36-38	94.7	57
Career		7-9	77.8	36-38	94.7	57

41



## HUNTER LUKE

Wide Receiver | 5'10" | 175 | RS-Fr.

Austin, Texas | Westlake HS

### Bio

**2023 (Fr.):** Did not see any game action as a true freshman, preserving his redshirt.

**High School:** Played at Westlake HS under head coach Tony Salazar...As a junior, helped Westlake to the 2021 6A State Championship...Played in four games in 2022 due to injury...Westlake finished 14-1 in 2022, falling in the state semi-final round which concluded a 54 game winning streak...Was a two-time Region 4 finalist in the 300m hurdles and was on the 2023 state finalist 4x100 meter relay team at Westlake...Teammate, Keaton Kubecka, also signed to KU.

41



## EZRA VEDRAL

Linebacker | 6'2" | 220 | RS-Fr.

Omaha, Neb. | Creighton Prep HS

### Bio

**2023 (Fr.):** Did not see any game action as a true freshman, preserving his redshirt.

**High School:** Played for head coach Tim Johnk at Creighton Prep HS in Omaha...Played in the 2022 River Battle Bowl for Nebraska...Was named to the 102nd World-Herald All-Nebraska football team - second team defense in 2022.

43



## WILL GAVIN

Cornerback | 6'1" | 180 | RS-Jr.

Overland Park, Kan. | St. Thomas Aquinas HS / Johnson County CC

### Bio

**Prior to Kansas:** Played basketball at Johnson County Community College ... Did not see action as a true-freshman, redshirting in 2022-23.

**High School:** Graduated from St. Thomas Aquinas HS in 2022, where he played basketball, track and field and football ... Garnered All-EKL honors at cornerback all three years, twice honorable mention, once first-team ... Also represented St. Thomas Aquinas in the 49th Kansas Shrine Bowl ... Was part of the school's first state championship team in 2018 ... Earned one letter in track and field ... Played one season of club basketball for SSA coached by Will Spradling and two years with PAC coached by Liam Woulfe ... Honor roll students three years.

43



## MAX MUEHLBERGER

Tight End | 6'4" | 230 | RS-So.

Overland Park, Kan. | Blue Valley Northwest HS/Oklahoma State

### Bio

**2023 (Fr.):** Did not see any game action as a redshirt freshman.

**2022 (Fr. at Oklahoma State):** Did not see any game action, redshirted.

**High School:** Rated as a two-star recruit by Rivals out of Blue Valley Northwest HS...Rated as the No. 1 tight end in the state by Kansas Prep Redzone...Named KFBFA All-State First Team as a senior...Played as a hybrid WR/TE, where he helped BVNW to the State Championship as a senior...Was named a team captain for the 2021 season.

44



## CARSON BRUHN

Tight End | 6'6" | 255 | Fr.

Sioux Center, Iowa | Sioux Center HS

### Bio

**High School:** Rated a three-star prospect by Rivals, 247Sports and ESPN...Rated as the No. 5 prospect in Iowa by Rivals...First Team All-State Class 3A selection...First Team All-District and All-District Defensive Line MVP...Also participated in baseball, basketball and track & field, competing in the 400 meter dash, 4x400 meter relay and 400 meter hurdles...Recorded 18 receptions for 223 yards and three touchdowns while adding 21 tackles and 6.0 tackles for loss on defense...Named Homecoming King...Honor Roll and National Honors Society member...Maintained a 4.0 GPA throughout high school...All-State singer in the choir...Coached by Tim VanRegenmorter at Sioux Center HS.

**Personal:** Son of Dan & Gretchen Bruhn...Has four siblings...Chose Kansas over offers from Kansas State, Missouri, Minnesota and others.





44

**CORNELL WHEELER**  
Linebacker | 6'0" | 235 | Sr.  
West Bloomfield, Mich. | West Bloomfield HS/  
Michigan

**Bio**  
**2023 (Jr.):** at Nevada: Recorded a career-high three tackles...BYU: Brought the runner down behind the line for a loss of three, his first-career tackle for loss...Totaled three tackles, all solo...at Texas: Produced a Kansas career-high five total tackles (one solo)...Recorded his first career interception with under a minute left in the first half...UCF: Earned two tackles in the game, both solo...at Oklahoma State: Talled four solo tackles and a solo tackle for loss...Oklahoma: Recorded five total tackles in the victory, four of those tackles were solo...Texas Tech: Earned one solo tackle in the contest...at Cincinnati: Assisted on four tackles in the victory over the Bearcats ... vs. UNLV: Recorded one tackle vs. UNLV in the Guaranteed Rate Bowl.

**2022 (R-So.):** Duke: Saw game action, did not record any stats...Iowa State: Did not record any stats.

**2021 (R-Fr.):** Saw game action in eight games for the Jayhawks ...Saw extensive time on special teams... Made one assisted tackled against Iowa State.

**2020 (Fr at Michigan.):** Did not see game action.

**High School:** Prepped at West Bloomfield High School...Helped lead team to 10-2 record as a senior and a spot in the state quarterfinals...Four-year varsity starter, who was part of 2017 team that advanced to state championship game...Four-star prospect according to Rivals.com, including the fifth-best prospect in the state of Michigan and the 245th best player overall in the country...Finished his senior season with 130 tackles, 10 tackles-for-loss, three sacks, two forced fumbles and one fumble recovery...Posted 165 tackles, 12 tackles-for-loss and three fumble recoveries as a junior...MLive Detroit's Defensive Player of the Year...2019 Detroit News Dream Team member...Detroit News All-North team honoree during his junior and senior seasons.

Career Defensive Stats

Date	Opponent	UA-A-TT	TFL	Sack	Int.	PD	FF/R
10-2-21	at Iowa State	0-1-1	0-0	0-0	0	0	0/0
<b>2021</b>		<b>0-1-1</b>	<b>0-0</b>	<b>0-0</b>	<b>0</b>	<b>0</b>	<b>0/0</b>
9-16-23	at Nevada	2-1-3	0-0	0-0	0	0	0/0
9-23-23	BYU	3-0-3	1.0-3	0-0	0	0	1/0
9-30-23	at Texas	1-4-5	0-0	0-0	1	0	0/0
10-7-23	UCF	2-0-2	0-0	0-0	0	0	0/0
10-14-23	at Oklahoma State	4-0-4	1.0-2	1.0-2	0	0	0/0
10-28-23	Oklahoma	4-1-5	2.0-2	0-0	0	0	0/1
11-11-23	Texas Tech	1-0-1	0-0	0-0	0	0	0/0
11-25-23	at Cincinnati	0-4-4	0-0	0-0	0	0	0/0
12-26-23	vs. UNLV	1-0-1	0-0	0-0	0	0	0/0
<b>2023</b>		<b>18-10-28</b>	<b>4.0-7</b>	<b>1.0-2</b>	<b>1</b>	<b>0</b>	<b>1/1</b>
8-29-24	Lindenwood	5-0-5	0-0	0-0	0	2	0/0
9-7-24	at Illinois	5-3-8	3.0-6	0-0	0	0	1/0
9-13-24	UNLV	5-1-6	0-0	0-0	0	1	0/0
9-21-24	at West Virginia	3-2-5	0-0	0-0	0	0	0/0
10-19-24	Houston	4-0-4	0-0	0-0	1	0	0/0
10-26-24	at Kansas State	4-2-6	0-0	0-0	0	0	0/0
11-9-24	Iowa State	1-8-9	1.0-2	0-0	0	0	0/0
<b>2024</b>		<b>27-16-43</b>	<b>4.0-8</b>	<b>0-0</b>	<b>1</b>	<b>3</b>	<b>1/0</b>
<b>Career</b>		<b>45-27-72</b>	<b>8.0-15</b>	<b>1.0-2</b>	<b>2</b>	<b>3</b>	<b>2/1</b>

**Career Highs:** Tackles - 9 (vs. Iowa State, 11-9-24), Tackles for loss - 3 (at Illinois, 9-7-24), Forced fumbles - 1 (Two Times, MR at Illinois, 9-7-24), Fumble recoveries - 1 (Two Times, MR at Illinois, 9-7-24), Passes deflected - 2 (vs. Lindenwood, 8-29-24), Interceptions - 1 (Two Times, MR vs. Houston, 10-19-24), Sacks - 1 (at Oklahoma State, 10-14-23)



45

**TREVOR KARDELL**  
Tight End | 6'5" | 250 | Sr.  
Lee's Summit, Mo. | Lee's Summit West HS

**Bio**  
**2023 (Jr.):** Missouri State: Got 22 yards on two catches in the first game of 2023...BYU: His only catch of the day was a 15-yard touchdown reception, his first of 2023...UCF: Hauled in one catch for 12 yards, his fourth of the season... at Oklahoma State: Caught one pass for 20 yards in the contest.

**2022 (R-So.):** at Houston: Made season debut against the Cougars...Recorded a catch for 17 yards on one target...Duke: Saw action in win over the Blue Devils...Recorded three catches for 44 yards...Logged his first TD as a Jayhawk in the first quarter...Iowa State: Did not record any stats...TCU: Grabbed a catch on one attempt for four yards...Returned a kickoff for three yards...at Oklahoma: Did not record any stats...at Texas Tech: Did not record any stats.

**2021 (R-Fr.):** Saw action in 11 games at tight end for the Jayhawks...Had five catches for 86 yards, including a long reception of 44 yards...Made his first career start vs. Baylor...at Oklahoma St.: Posted two catches for 12 yards, with a long reception of seven... at Texas: Hauled in two catches for 30 yards, including an influential 16-yard catch...at TCU: Hauled in a 44-yard catch against the Horned Frogs.

**2020 (Fr.):** Saw his first playing time of the season in the team's final game of the year. at Texas Tech: Made his Jayhawk debut in Lubbock to close out the Jayhawks' regular season.

**High School:** Rated a three star recruit and the No. 21 tight end in the state of Missouri by 247 Sports...Earned a three-star rating by Rivals and ESPN...Played in 30 games at Lee's Summit West HS under head coach Vincent Careswell...Recorded 501 receiving yards and three touchdowns in 2019...Hauled in 1,944 career receiving yards and 23 touchdowns... Also lettered in baseball at Lee's Summit West and was named to the 2019 Missouri High School Baseball Coaches Association All-State second-team as a catcher.

Career Receiving Stats

Date	Opponent	No.	Yds.	TD	Avg.
10-30-21	at Oklahoma State	2	12	0	6.0
11-13-21	at Texas	2	30	0	15.0
11-20-21	at TCU	1	44	0	44.0
<b>2021</b>		<b>5</b>	<b>86</b>	<b>0</b>	<b>17.2</b>
9-17-22	at Houston	1	17	0	17.0
9-24-22	Duke	3	44	1	14.7
10-8-22	TCU	1	4	0	4.0
<b>2022</b>		<b>5</b>	<b>65</b>	<b>1</b>	<b>13.0</b>
9-1-23	Missouri State	2	22	0	11.0
9-23-23	BYU	1	15	1	15.0
10-7-23	UCF	1	12	0	12.0
10-14-23	at Oklahoma State	1	20	0	20.0
12-26-23	vs. UNLV	1	0	0	0.0
<b>2023</b>		<b>6</b>	<b>69</b>	<b>1</b>	<b>13.8</b>
8-29-24	Lindenwood	1	4	0	4.0
9-13-24	UNLV	2	28	0	14.0
9-21-24	at West Virginia	1	9	0	9.0
10-19-24	Houston	3	39	0	13.0
11-9-24	Iowa State	2	24	0	12.0
<b>2024</b>		<b>9</b>	<b>104</b>	<b>0</b>	<b>12.5</b>
<b>Career</b>		<b>25</b>	<b>324</b>	<b>2</b>	<b>12.9</b>

**Career Highs:** Receptions - 3 (Two Times, MR vs. Houston, 10-19-24), Yards - 44 (Two Times, MR vs. Duke, 9-24-22), Long - 44 (at TCU, 11-20-21), Touchdowns - 1 (Two Times, MR vs. BYU, 9-23-23)



45

DEAN MILLER

Defensive End | 6'5" | 235 | RS-Jr.

Los Angeles, Calif. | Cathedral HS/College of the Canyons

**Bio**

**2023 (R-So.):** Missouri State: Recorded a solo tackle in season-opener ... at Nevada: Produced a solo tackle... at Oklahoma State: Tied his career high in tackles with one solo tackle.

**2022 (So.):** Appeared in three games, including the AutoZone Liberty Bowl, redshirted... Arkansas: Finished with one tackle that was assisted in the AutoZone Liberty Bowl vs the Razorbacks.

**College of the Canyons:** Played in eight games as a freshman in 2021...Finished with 20 total tackles, including 12 solo stops...Proved to be a menace in the backfield with 5.5 tackles-for-loss and 2.5 sacks on the season...Added two pass breakups on the season.

**High School:** Prepped at Cathedral High School in Los Angeles as a senior...Named First-team All-Foothill League...Named to All-Area Team...Named Team MVP as a senior... Played at Valencia High prior to Cathedral.

Career Defensive Stats							
Date	Opponent	UA-At-TT	TFL	Sack	Int.	PD	FF/R
12-28-22	vs. Arkansas	0-1-1	0-0	0-0	0	0	0/0
2022		0-1-1	0-0	0-0	0	0	0/0
9-1-23	Missouri State	1-0-1	0-0	0-0	0	0	0/0
9-16-23	at Nevada	1-0-1	0-0	0-0	0	0	0/0
10-14-23	at Oklahoma State	1-0-1	0-0	0-0	0	0	0/0
2023		3-0-3	0-0	0-0	0	0	0/0
8-29-24	Lindenwood	3-1-4	1.0-8	1.0-8	0	0	0/0
9-7-24	at Illinois	0-1-1	0.5-4	0.5-4	0	0	0/0
9-13-24	UNLV	1-1-2	0-0	0-0	0	0	0/0
9-21-24	at West Virginia	0-3-3	0.5-1	0-0	0	0	0/0
9-28-24	TCU	3-0-3	0-0	0-0	0	0	0/0
10-5-24	at Arizona State	3-1-4	2.0-13	0-0	0	0	0/0
10-19-24	Houston	4-0-4	2.0-8	2.0-8	0	2	0/0
10-26-24	at Kansas State	1-2-3	0-0	0-0	0	0	0/0
11-9-24	Iowa State	1-0-1	1.0-8	1.0-8	0	0	0/0
2024		16-9-25	70-42	4.5-28	0	2	0/0
Career		19-10-29	70-42	4.5-28	0	2	0/0

**Career Highs:** Tackles - 4 (Three times, MR Houston, 10-19-24), Tackles for loss - 2 (Two times, MR vs. Houston, 10-19-24), Sacks - 2 (vs. Houston, 10-19-24), Pass deflections - 2 (vs. Houston, 10-19-24)



46

BAI JOBE

Defensive End | 6'4" | 240 | RS-Fr.

Norman, Okla. | Community Christian HS / Michigan State

**Bio**

**2023 (Fr. at Michigan State):** Enrolled at Michigan state in January of 2023 ... Played in one game in 2023, vs. No. 8 Washington ... Recorded two tackles, one solo, one assisted in 11 snaps.

**High School:** Selected to the All-American Bowl in San Antonio ... consensus four-star prospect (ESPN, Rivals, 247Sports, On3) ... ranked one of the best overall players in the nation by On3 (No. 44), 247Sports (No. 55), Rivals (No. 73) and ESPN (No. 106) ... rated the No. 1 overall prospect in the Class of 2023 in the state of Oklahoma by Rivals, 247Sports and On3 ... listed among the top edge rushers in the country by On3 (No. 7), 247Sports (No. 7), Rivals (No. 7) and ESPN (No. 13) ... also played wide receiver and returned kicks in high school for Coach Mat McIntosh ... began playing football his sophomore season in 2020 ... helped lead Community Christian School to a 9-3 record as a junior in 2021 while recording 16.5 sacks ... moved to the United States from Senegal as an exchange student in eighth grade ... also played varsity basketball.

**Personal:** Son of Lamin Jobe and the late Ndeye Jallow ... foster parents are Jim and Susan Bond ... business-preference major.

Career Defensive Stats							
Date	Opponent	UA-At-TT	TFL	Sack	Int.	PD	FF/R
8-29-24	Lindenwood	1-1-2	0-0	0-0	0	0	0/0
9-21-24	at West Virginia	0-1-1	0-0	0-0	0	0	0/0
9-28-24	TCU	1-1-2	0-0	0-0	0	0	0/0
10-5-24	at Arizona State	2-2-4	0-0	0-0	0	0	0/0
2024		4-5-9	0-0	0-0	0	0	0/0
Career		4-5-9	0-0	0-0	0	0	0/0



47

JARED CASEY

Tight End | 6'0" | 245 | Sr.

Plainville, Kan. | Plainville HS

**Career Honors**

**2024:** Allstate Wuerffel Trophy Watch List.

**2023:** Nominated for the Burlsworth Trophy, presented to the most outstanding player in FBS football who began his career as a walk-on.

**2021:** Academic All-Big 12 Football First Team.

**Bio**

**2023 (Jr.):** Illinois: Recorded one catch, his first touchdown of 2023, for five yards...BYU: Produced a season-high two receptions for 27 yards in the first half...at Texas: Corralled one catch for 16 yards... at Oklahoma State: Caught one pass for nine yards in the contest... at Iowa State: Caught one pass for a total of 13 yards... at Cincinnati: Hauled in a 15 yard touchdown pass in the win over the Bearcats... vs. UNLV: Caught two passes for 22 yards in the Guaranteed Rate Bowl victory over UNLV.

**2022: (R-So.):** Tennessee Tech: Recorded a solo tackle against the Golden Eagles in season opener...at West Virginia: Grabbed two catches on two targets for 23 yards in win over Mountaineers...at Houston: Contributed in win over the Cougars with an eight-yard TD catch...Duke: Logged two catches for 24 yards in win over the Blue Devils...Iowa State: Grabbed a catch for 30 yards in win over the Cyclones...TCU: Did not record any stats... at Oklahoma: Caught a pass for nine yards against the Sooners...at Baylor: Recorded a catch for 20 yards...Oklahoma State: Caught two passes for six yards and a TD against the Cowboys...at Texas Tech: Grabbed one catch for a game-long 66 yards that resulted in a TD on fourth down...Texas: Reeled in one catch for nine yards...at Kansas State: Finished with four catches for 23 yards...Arkansas: Caught both his targets for six yards and a TD.

**2021: (R-Fr.):** Played in nine out of 12 games for the Jayhawks as a tight end...Had eight receptions for 101 yards and two touchdowns on the year...Made first career start in the last game of the 2021 season against West Virginia...at Texas: Caught the game-winning-2-point conversion at Texas in the KU overtime 57-56 win...at TCU: Had four catches for 34 yards and one touchdown against the Horned Frogs with a long reception of 10 yards...West Virginia: Posted a career-high 67 yards on four catches and a touchdown... Had his long reception of 43 yards.

**High School:** Was an 11-time letterwinner at Plainville high school between football, basketball and track & field...Played under head coach Grant Stephenson for the Cardinals football team...Named first team All Conference all four years in football...Had over 2,000 yards rushing during two seasons at running back, while adding nine interceptions, 425 tackles and 30 total touchdowns over his career...First Team All-State for three years, while being a nominee for player of the year during two of those seasons...In basketball, team was Sub-State Champions twice, while he scored over 1,500 career points...Was named first team All-Conference for three years, first team All-State for three years and player of the year nominee for two years in basketball...Named to the All-Conference team and All-State team in track & field for two years.

Career Receiving Stats				
Date	Opponent	No.	Yds.	TD
11-20-21	at TCU	4	34	1
11-27-21	West Virginia	4	67	1
2021		8	101	2
9-10-22	at West Virginia	2	23	0
9-17-22	at Houston	1	8	1
9-24-22	Duke	2	24	0
10-1-22	Iowa State	1	30	0
10-15-22	at Oklahoma	1	9	0
10-22-22	at Baylor	1	20	0
11-5-22	Oklahoma State	2	6	1
11-12-22	at Texas Tech	1	66	1
11-19-22	Texas	1	9	0
11-26-22	at Kansas State	4	23	0
12-28-22	vs. Arkansas	2	6	1
2022		16	218	3
9-8-23	Illinois	1	5	1
9-23-23	BYU	2	27	0
9-30-23	at Texas	1	16	0
10-14-23	at Oklahoma State	1	9	0
11-4-23	at Iowa State	1	13	0
11-25-23	at Cincinnati	1	15	1
12-26-23	vs. UNLV	2	22	0
2023		9	107	2
9-7-24	at Illinois	1	4	0
9-13-24	UNLV	1	10	0
9-21-24	at West Virginia	2	25	0
9-28-24	TCU	2	35	0
10-5-24	at Arizona State	1	4	0



10-19-24	Houston	2	5	2	2.5
10-26-24	at Kansas State	2	14	0	7.0
11-9-24	Iowa State	1	7	0	7.0
<b>2024</b>		<b>12</b>	<b>104</b>	<b>2</b>	<b>8.7</b>
<b>Career</b>		<b>45</b>	<b>530</b>	<b>9</b>	<b>11.8</b>

**Career Highs:** Receptions - 4 (Three Times, MR at Kansas State, 11-26-22), Yards - 67 (vs. West Virginia, 11-27-21), Touchdowns - 2 (vs. Houston, 10-19-24)

#### Career Rushing Stats

Date	Opponent	No.	Yds.	TD	Avg.
9-7-24	at Illinois	1	1	0	1.0



47

**JACOBY DAVIS**  
 Cornerback | 5'10" | 195 | RS-Fr.  
 Houston, Texas | North Shore Senior HS

**2023 (Fr.):** Did not see game action as a freshman, served as redshirt season.

**High School:** Rated a three-star by Rivals and 247 Sports out of North Shore Senior High School under head coach Jon Kay...Helped the Mustangs to back-to-back State Championship appearances, including a State Championship in 2021...Was named 21-6a First Team All-Defense in 2022...Recorded a pass breakup and interception in the 2022 6a State Championship Game.



49

**TYLER SOUKHOT**  
 Cornerback | 5'9" | 175 | RS-Jr.  
 Lawrence, Kan. | Lawrence HS

**High School:** Played high school football at Lawrence High ... Was a standout receiver at Lawrence high, graduating in 2020.



49

**HOLLIS MOELLER**  
 Long Snapper | 6'0" | 210 | Fr.  
 Shawnee, Kan. | Bishop Miege HS

#### Bio

**High School:** Played tight end and long snapper at Bishop Mlege high school under head coach Jon Holmes... In 10 games, finished with 33 catches, 485 receiving yards and five touchdowns... Was named a team captain for the 2023 season... Mother, Debbie, is a graduate of KU and brother, Mack, currently plays for Kansas football.



50

**DAVID ABAJIAN**  
 Offensive Line | 6'5" | 305 | Fr.  
 West Hills, Calif. | Chaminade College Prep

#### Bio

**High School:** Rated a three-star prospect by Rivals, 247Sports and ESPN...Was the most improved player on his team in 2021...Holds a 3.8 GPA...Coached by David Machuca at Chaminade College Prep...Also throws shot put for his high school track & field team.

**Personal:** Son of Lena & Joseph Abajian...Has two siblings, a twin older brother and sister...Chose Kansas over offers from Oregon State, Washington State, Cal, Nebraska and others.



51

**EMORY DUGGAR**  
 Long Snapper | 6'2" | 215 | RS-Jr.  
 Baton Rouge, La. | Catholic HS

#### Bio

**2023 (R-So.):** Played in the Guaranteed Rate Bowl vs. UNLV.

**2022 (R-Fr.):** Played in final five games of the 2022 season as KU's longsnapper, replacing Luke Hosford due to injury

**2021 (Fr.):** Did not see game action.

**2020 (Fr.):** Did not see game action, redshirted.



52

**LOGAN BROWN**  
 Offensive Line | 6'6" | 315 | RS-Jr.  
 Grand Rapids, Mich. | East Kentwood HS/ Wisconsin

#### Career Honors

**2024:** Preseason All-Big 12 Fourth Team (Athlon), East-West Shrine Bowl 1,000 Watch List.

#### Bio

**2023 (R-Jr.):** Appeared in two games before suffering a season-ending injury.

**2022 (R-So. at Wisconsin):** Appeared in six games, making three starts for the Badgers.

**2021 (R-So. at Wisconsin):** Played in all 13 games for the Badgers, earning his second letter.

**2020 (R-Fr. at Wisconsin):** Earned first letter, appearing in all 7 games...made Badger debut vs. Illinois on Oct. 23.

**2019 (Fr. at Wisconsin):** Did not see playing time, redshirted.

**High School:** Five-star recruit by 247 Sports...four-star recruit by ESPN and Rivals...All-American Bowl selection...helped East Kentwood capture OK Conference championship as a senior...all-state as a junior and senior...All-OK Conference selection as a junior and senior...team captain as a senior...also starred in track, helping East Kentwood to back-to-back state titles as a sophomore and junior...won consecutive Division 1 state championships in the shot put as a sophomore and junior...finished eighth in shot put as a junior and 10th as a senior at New Balance Nationals...four-year all-academic selection...coach was Tony Kimbrough.



52

**D.J. WITHERS**  
 Defensive Line | 6'4" | 295 | RS-Jr.  
 Little Rock, Ark. | Joe T. Robinson HS

#### Bio

**2023 (R-So.):** Has played in all 12 games, making 10 starts...Illinois: totaled one tackle, a tackle for loss covering two yards...at Texas: recorded one assisted tackle...UCF: recovered a fumble...Oklahoma: tallied one solo tackle...at Iowa State: had one assist tackle, a half tackle for loss for one yard...Texas Tech: totaled a season-high two solo tackles...at Cincinnati: had two tackles for the second straight game, with one solo and one assist... vs. UNLV: Totaled two tackles, one solo and one assisted in the Guaranteed Rate Bowl vs. UNLV.

**2022 (R-Fr.):** Tennessee Tech: Assisted one tackle in season opener against the Golden Eagles...Duke: Recorded a solo tackle in win over the Blue Devils...Iowa State: Did not record any stats...TCU: Hurried the QB once against the Horned Frogs...at Texas Tech: Assisted on a tackle against the Red Raiders...Texas: Made three solo tackles against the Longhorns, one being a TFL of a yard...at Texas: Assisted on one tackle in the game... UCF: Recovered a fumble late in the second quarter, the first fumble recovery in his career... at Iowa State: Assisted on a tackle in the win over the Cyclones... Texas Tech: Earned two tackles (both solo) in the contest...


**2021 (Fr.):** Made his first career appearance at Oklahoma State...Did not record any stats.

**High School:** A 247 Sports composite three-star recruit...Coached by Todd Eskola... Helped lead team to a 9-4 mark and a top 25 state ranking...Posted 69 tackles and 13 sacks as a senior...Also caused four fumbles, defended two passes and notched an interception...Had 75 tackles with eight sacks as a junior...Sports Illustrated All-American Candidate...Helped team win a state championship in 2019 as a junior...Ranked as seventh-best high school player in Arkansas by MaxPreps.

Career Defensive Stats

Date	Opponent	UA-At-TT	TFL	Sack	Int.	PD	FF/R
9-2-22	Tennessee Tech	0-1-1	0-0	0-0	0	0	0/0
9-24-22	Duke	1-0-1	0-0	0-0	0	0	0/0
11-12-22	at Texas Tech	0-1-1	0-0	0-0	0	0	0/0
11-19-22	Texas	3-0-3	1.0-1	0-0	0	0	0/0
2022		4-2-6	1.0-1	0-0	0	0	0/0
9-8-23	Illinois	1-0-1	1.0-2	0-0	0	0	0/0
9-30-23	at Texas	0-1-1	0-0	0-0	0	0	0/0
10-7-23	UCF	0-0-0	0-0	0-0	0	0	0/1
10-28-23	Oklahoma	1-0-1	0-0	0-0	0	0	0/0
11-4-23	at Iowa State	0-1-1	0.5-0	0-0	0	0	0/0
11-11-23	Texas Tech	2-0-2	0-0	0-0	0	0	0/0
11-25-23	at Cincinnati	1-1-2	0-0	0-0	0	0	0/0
12-26-23	vs. UNLV	1-1-2	0-0	0-0	0	0	0/0
2023		6-4-10	1.5-2	0-0	0	0	0/1
8-29-24	Lindenwood	1-0-1	0-0	0-0	0	0	0/0
9-21-24	at West Virginia	2-0-2	1.0-4	0-0	0	1	0/0
9-28-24	TCU	2-0-2	0-0	0-0	0	0	0/0
10-5-24	at Arizona State	3-2-5	0-0	0-0	0	0	0/0
10-19-24	Houston	3-0-3	2.0-12	2.0-12	0	0	0/0
10-26-24	at Kansas State	1-1-2	0-0	0-0	0	0	0/0
2024		12-3-15	3.0-16	2.0-12	0	1	0/0
Career		22-9-31	5.5-19	2.0-12	0	1	0/1

**Career Highs:** Tackles - 5 (at Arizona State, 10-5-24), Tackles for loss - 1 (Three Times, MR at West Virginia, 9-21-24), Fumble recoveries - 1 (vs. UCF, 10-7-23), Pass deflections - 1 (at West Virginia, 9-21-24), Sacks - 2 (vs. Houston, 10-19-24).



53

SHANE BUMGARDNER

Offensive Line | 6'3" | 305 | RS-Sr.

West Jefferson, Ohio | West Jefferson HS / Tiffin College

**Bio**  
**Prior to Kansas:** Named the Rimington Award winner as the top center in NCAA Division II in 2023...Also named an AP Division II Second Team All-American and a member of the D2Football.com Elite 100 squad...All-Super Region 1 First Team selection by the D2CCA and finalist for the Upshaw Award in 2023...Two-time All-Great Midwest Athletic Conference First Team selection...Three-year starter at Tiffin, helping the Dragons to an 11-0 regular season record in 2023...Prepped at West Jefferson HS in Ohio, where he earned First Team All-Ohio, All-Metro and All-League honors.

**2022-23:** Played in all 11 games for the Dragons. He was named First Team All-Conference in his junior season.

**2021-22:** Played in 6 games.

**2020-21:** Bumgardner did not make an appearance for the Dragons.

**High School:** 1st Team All Ohio, 1st Team All-Metro, 1st Team All-League.

**Personal:** Son of John and Deanna Bumgardner and has two siblings...majoring in Business Management.



53

CALEB TAYLOR

Defensive Line | 6'4" | 315 | Sr.

St. Louis, Mo. | Staley HS

**Bio**  
**2023 (Jr.):** 2023 (Jr.): Recorded two tackles, including one solo tackle, also recorded a tackle for loss in the contest... at Iowa State: Tallied three total tackles, including One solo tackle... Also recorded half of a sack in the win over the Cyclones... vs. UNLV: Grabbed a tackle in the Guaranteed Rate Bowl vs. UNLV.  
**2022 (So.):** Tennessee Tech: Recorded a half-sack for a one-yard loss in season opener... at West Virginia: Did not record any stats...at Houston: Did not record any stats...Duke: Did not record any stats...Iowa State: Recorded two tackles (one solo, one assisted) in

win over the Cyclones...TCU: Assisted on a tackle against the Horned Frogs...at Oklahoma: Recorded four tackles (one solo, three assisted), one of the assisted tackles came for a loss...at Texas Tech: Assisted on a tackle against the Red Raiders.

**2021 (R-Fr.):** Saw action in all 12 games for KU, while starting four contests...Registered 14 total tackles (eight solo, six assisted) with a career high two tackles-for-loss against South Dakota for five yards...at Coastal Carolina: Totaled three tackles, including two solo stops...at Duke: Posted a career-high four tackles against the Blue Devils with two solo tackles and two assists...Also tallied a quarterback hurry...at Oklahoma State: Picked up an assisted tackle...at Texas: Collected one solo tackle.

**2020 (Fr.):** Saw playing time in each of KU's final three games of the season...Recorded three tackles (one solo, two assisted)...Forced a fumble, which was returned for 15 yards. at Oklahoma: Made his first appearance for the Jayhawks this season and recorded his first stats, collecting two assisted tackles against the Sooners...TCU: Recorded his first stats as a Jayhawk when the freshman defensive lineman made a solo tackle in the second quarter...at Texas Tech: Played on KU's defense for the third game in a row...In the fourth quarter, he recovered and returned KU's third forced fumble of the day for 15 yards...The fumble recovery was a career first for the freshman from Kansas City, Missouri.

**High School:** Rated a three star strongside defensive end by Rivals.com...Also earned a three-star rating from ESPN and 247 Sports...Helped Staley HS to the District Championship in 2019 under the direction of head coach Phil Lite...Voted First Team All-Conference his junior year at Hazelwood Central HS in St. Louis, Missouri...Had a breakout game in the playoffs against Raytown during his senior year, scoring two touchdowns, including an interception, while recording two sacks and seven tackles.

Career Defensive Stats

Date	Opponent	UA-At-TT	TFL	Sack	Int.	PD	FF/R
11-7-20	Oklahoma	0-2-2	0-0	0-0	0	0	0/0
11-28-20	TCU	1-0-1	0-0	0-0	0	0	0/0
12-5-20	at Texas Tech	0-0-0	0-0	0-0	0	0	1/0
2020		1-2-3	0-0	0-0	0	0	1/0
9-3-21	South Dakota	2-0-2	2-5	0-0	0	0	1/0
9-10-21	at Coastal Carolina	2-1-3	0-0	0-0	0	0	0/0
9-18-21	Baylor	1-1-2	0-0	0-0	0	0	0/0
9-25-21	at Duke	2-2-4	0-0	0-0	0	0	0/0
10-30-21	at Oklahoma State	0-1-1	0-0	0-0	0	0	0/0
11-13-21	at Texas	1-0-1	0-0	0-0	0	0	0/0
11-20-21	at TCU	0-1-1	0-0	0-0	0	0	0/0
2021		8-6-14	2-5	0-0	0	0	0/0
9-2-22	Tennessee Tech	0-1-1	0-0	0-0	0	0	0/0
10-1-22	Iowa State	1-1-2	0-0	0-0	0	0	0/0
10-8-22	TCU	0-1-1	0-0	0-0	0	0	0/0
10-15-22	at Oklahoma	1-3-4	0.5-0	0-0	0	0	0/0
11-12-22	at Texas Tech	0-1-1	0-0	0-0	0	0	0/0
2022		2-7-9	0.5-0	0.5-0	0	0	0/0
10-14-23	at Oklahoma State	1-1-2	1.0-2	0-0	0	1	0/0
11-4-23	at Iowa State	1-2-3	0.5-3	0.5-3	0	0	0/0
12-26-23	vs. UNLV	1-0-1	0-0	0-0	0	0	0/0
2023		3-3-6	1.5-5	0.5-3	0	1	0/0
9-7-24	at Illinois	0-3-3	1.0-2	0-0	0	0	0/0
9-13-24	UNLV	0-2-2	0.5-1	0-0	0	0	0/0
9-21-24	at West Virginia	1-2-3	0-0	0-0	0	1	0/0
9-28-24	TCU	1-0-1	0-0	0-0	0	0	0/0
10-5-24	at Arizona State	0-2-2	0-0	0-0	0	0	0/0
10-19-24	Houston	0-0-0	0-0	0-0	0	1	0/0
10-26-24	at Kansas State	2-0-2	2.0-5	0-0	0	1	0/0
11-9-24	Iowa State	1-1-2	1.0-4	1.0-4	0	0	0/0
2024		5-10-15	4.5-12	1.0-4	0	3	0/0
Career		19-28-47	8.5-22	2.0-7	0	3	1/0

**Career Highs:** Tackles - 4 (Two Times, MR at Kansas State, 10-26-24), Fumble recoveries - 1 at (Texas Tech, 12-5-20), Sacks - 0.5 (Two Times, MR at Iowa State, 11-4-23), Pass deflections - 1 (Three Times, MR at Kansas State, 10-26-24)



54

MICHAEL FORD JR.

Offensive Line | 6'3" | 305 | Jr.

Homewood, Ill. | Homewood-Flossmoor HS/Bufalo

**Career Honors**  
**2024:** Preseason All-Big 12 Second Team (Athlon), Preseason All-Big 12 Third Team (Phil Steele), East-West Shrine Bowl 1,000 Watch List.

**Bio**  
**2023 (Jr.):** Started 11 games for Kansas, including one at left guard and 10 at right guard, played in 12 games.... Named All-Big 12 Second Team (AP).



**2022 (R-So.):** Started all 13 games for Kansas at right guard...at West Virginia: Started for the Jayhawks on the offensive line...Has not allowed a sack through two games...at Houston: Made the start on the offensive line in win over the Cougars...Has not allowed a sack through first three games of the season...Duke: Saw game time on the offensive line in win over the Blue Devils...Iowa State: Started on the offensive line for the Jayhawks in win over the Cyclones...TCU: Started on the offensive line for the Jayhawks...at Oklahoma: Started at offensive line against the Sooners...at Baylor: Started at offensive line against the Bears...Oklahoma State: Did not allow a sack against the Cowboys...at Texas Tech: Started on the offensive line for the Jayhawks...Texas: Started on the offensive line for the Jayhawks...Did not allow a sack against the Longhorns...at Kansas State: Started on the offensive line for the Jayhawks.

**2021 (R-Fr.):** Started at right guard on the offensive line in 11 of 12 games for the Jayhawks... Made his first KU start at guard at Coastal Carolina, and started every remaining game after that...Also saw time at right tackle in season opener against South Dakota...Was part of an offensive line that allowed just 16 sacks in 12 games...Helped lead the way for running back Devin Neal, who averaged 4.5 yards per carry on 158 totes, while scoring eight rushing touchdowns.

**2020 (Fr. at Buffalo):** Utilized his redshirt season his first year with the Bulls.



55

**DARRELL SIMMONS JR.**  
Offensive Line | 6'3" | 315 | RS-Sr.  
Belleville, Ill. | East St. Louis HS / Iowa State

**Career Honors**

**2024:** East-West Shrine Bowl 1,000 Watch List.

**Bio**  
**Prior to Kansas:** Started 38 games over three seasons at Iowa State, including 11 or more games in each season from 2020-22...Second Team Freshman All-American by The Athletic and All-Big 12 Honorable Mention by the coaches in 2020...Appeared in three bowl games while at Iowa State and played in the 2020 Big 12 Championship Game...Blocked for All-American running back Breece Hall, who broke an FBS record by rushing for a touchdown in 24-straight games...As a freshman, was a member of a unit that was one of 11 semifinalists for the Joe Moore Award, presented to the best offensive line in college football...Three-star recruit by 247Sports, Rivals and ESPN in 2019...Ranked as the No. 68 offensive guard by 247Sports...Top-35 player in the state of Illinois by 247Sports and ESPN...Two-time all-state selection...First team Class 7A all-state pick in 2018, leading team to a 9-3 record...Part of a team that averaged over 50 points a game and reached the state quarterfinals...Coached by Darren Sunkett.

**2023:** Saw action in all 13 games, making three starts on the offensive line ... transferred at the end of the season ... finished Cyclone career playing in 49 games and making 38 starts.

**2022:** Played in 12 games, making 11 starts at right guard ... team averaged 369.8 yards per game, including the third-best total through the air in school history (261.8).


**2021:** One of ISU's leaders on the offensive line, starting all 13 games ... helped the Cyclones record their fourth-best scoring average (31.3) and fifth-best total offensive average (424.5) in school history ... in league games only, the Cyclones ranked second in scoring (34.8) and first in total offense (452.7) ... the offensive line helped the Cyclones rank second nationally in red zone offense (95.9 pct.), converting on 47-of-49 trips to break the school record ... paved holes for consensus All-American running back Breece Hall, who broke an FBS record for consecutive games with a rushing TD (24) and ranked second nationally in scoring (138) ... enters junior season with 24 career starts.

**2020:** Second Team Freshman All-American by The Athletic ... Honorable Mention All-Big 12 ... started 11 games at right guard ... member of a unit that was one of 11 semifinalists for the Joe Moore Award ... helped team break school record for rushing touchdowns (31) and post the second-best scoring offense (32.9) in school history ... team also tallied over 400 yards of offense in eight of 12 games to average 436.3 yards per game, the third-best total offense total in school history ... paved the way for unanimous All-American Breece Hall, who led the nation in rushing (1,572) and broke the school record for touchdowns in a season with 23 ... aided the line in allowing the fewest sacks in the Big 12 with 14.

**2019:** Redshirted initial collegiate season.

**High School:** Three-star recruit by 247Sports, Rivals and ESPN ... ranked as the No. 68 offensive guard by 247Sports ... at top-35 player in the state of Illinois by 247Sports and ESPN ... two-time all-state selection ... first team Class 7A all-state pick in 2018, leading team to a 9-3 record ... team averaged over 50 points a game and reached the state quarterfinals ... coached by Darren Sunkett.

**Personal:** Kinesiology and health and liberal studies major.



56

**MARCUS CALVIN**  
Defensive Line | 6'2" | 300 | Fr.  
St. Petersburg, Fla. | Gibbs HS

**Bio**  
**2023 (Fr.):** Did not see game action as a freshman, served as redshirt season.

**High School:** A 247 Sports and Rivals three-star recruit...Posted 76 tackles his senior season with 63 solo stops and 13 assists...Posted seven sacks and six quarterback hurries as a senior...Also posted three forced fumbles and two fumble recoveries...Played for head coach Louis Murphy...Named to the Pinellas County Athletic County Football South Division Team...Named the Defensive Line MVP of the 28th Annual Pinellas County All-Star Game...Posted 44 tackles and four sacks as a junior for Gibbs...Also lettered in basketball, averaging double figure points for the varsity team as a sophomore and junior.

Career Defensive Stats							
Date	Opponent	UA-At-TT	TFL	Sack	Int.	PD	FF/R
8-29-24	Lindenwood	1-0-1	0-0	0-0	0	0	0/0
2024		1-0-1	0-0	0-0	0	0	0/0
Career		1-0-1	0-0	0-0	0	0	0/0



56

**AMIR HERRING**  
Offensive Line | 6'3" | 300 | RS-Fr.  
Southfield, Mich. | West Bloomfield HS / Michigan

**Bio**  
**2022 (Fr. at Michigan):** Appeared in one game on the offensive line at Michigan, making his collegiate debut playing right guard against Indiana.

**High School:** Attended West Bloomfield High School (2023) coached by Tyrice Grice ... Earned a 247Sports Composite ranking of four stars; the No. 291 overall player nationally, the No. 13 interior offensive lineman and the No. 4 player in the state of Michigan ... Rated as a four-star prospect by ESPN, the No. 170 overall player in the country, the No. 11 player in the region, the No. 7 guard and the No. 7 player in the state of Michigan ... Rivals.com four-star prospect, the No. 21 offensive guard in the nation and the No. 9 player in MichiganNamed a four-star prospect by 247Sports; the No. 15 interior offensive lineman and the No. 4 player in the state of Michigan ... On3.com four-star consensus prospect, the No. 19 interior offensive lineman in the nation and the No. 5 player in Michigan ... Under Armour All-American Game commit ... Two-time All-State selection (Detroit Free Press) ... Three-time All-OAA and All-Region ... Polynesian Bowl All-Star selection ... Part of the Lakers' 2020 MHSAA Division 1 State Championship team that finished 11-1 for the program's first-ever state title during his sophomore year... Helped lead West Bloomfield to a 39-7 overall record in his four years as a starter ... Part of 10-2 seasons his freshman (2019) and junior (2021) years; finished 8-2 his senior year ... The Lakers won three OAA (Oakland Athletics Association) Red conference and district titles (2019-21) in his time at WBHS ... Recorded more than 240 pancake blocks in his career as a four-year starter, making 46 straight starts ... Charged with one sack across the 2020, 2021, and 2022 seasons ... Credited with 85 pancakes.



57

**HANK KELLY**  
Offensive Line | 6'4" | 295 | Jr.  
Fayetteville, Ark. | Fayetteville HS

**Bio**  
**2023 (R-So.):** Did not see game action.

**2022 (R-Fr.):** Did not see game action.

**2021 (Fr.):** Did not see game action, redshirted.

**High School:** Played for Coach Casey Dick at Fayetteville HS...Earned three varsity football letters...State champion in track in field in the shotput...Member of the 2020 Arkansas Senior Super Team.



58

**JAVIER DERRITT**  
 Defensive Tackle | 6'2" | 305 | RS-Sr.  
 Warrensburg, Mo. | St. Thomas Aquinas HS / North Dakota State

**Bio**  
**Prior to Kansas:** Veteran player who appeared in 56 games over four seasons at North Dakota State, including 29 consecutive starts at nose guard...Totaled 90 tackles (34 solo/56 assist) at NDSU, with 16.0 TFL and 11.0 sacks in his career...Had a career-best 31 tackles in 2023, 7.0 TFL in 2022 and 4.0 sacks in 2021...Member of two FCS National Championship teams, in 2019 as a redshirt and as a starter in 2021...NDSU also reached the FCS Championship game in 2022, finishing as runner up, reached the semifinals in 2023 and quarterfinals in 2020...2019 Graduate of St. Thomas Aquinas HS in Overland Park...Four-year starter for coach Randy Dreiling...Captain for the school's first Class 5A state championship team that went 13-0...Two-time all-state selection by the Wichita Eagle and Topeka Capital Journal...2018 Kansas Class 5A Defensive Player of the Year...Made 65 tackles with 11 tackles for loss, four sacks, 34 quarterback hurries, four pass breakups and two punt blocks...Three-time All-Eastern Kansas League...Career totals include 175 tackles, 28.5 TFLs, 14 sacks, 80 hurries and eight breakups...Three-time state qualifier in track and field and part of two Class 5A state championship teams.

**2023 (Sr.):** Started all 15 games at defensive tackle...Made 31 total tackles with 15 of those coming in a very productive four-game postseason stretch...Season-high six tackles in the NCAA semifinal loss at Montana, where he had a career-high 2.5 tackles for loss and 2.0 sacks...Made four tackles including a half-sack plus a quarterback hurry at South Dakota in the quarterfinals...Finished the year with 3.5 tackles for loss and 2.5 sacks.

**2022 (Jr.):** Started the last 14 games at defensive tackle after missing the season opener against Drake...Made 29 tackles with 7.0 tackles for loss and 3.5 sacks...Credited with one quarterback hurry...Career-high seven tackles in NDSU's three-point win at Southern Illinois...Recorded four tackles with 2.0 sacks in the NCAA quarterfinal win over Samford.

**2021 (So.):** Played in all 15 games at defensive tackle...Made 20 tackles including 4.5 tackles for loss and 4.0 sacks...Tied a career high with four tackles in the NCAA second round playoff win over Southern Illinois...Solo sacks against Northern Iowa, Illinois State, Indiana State and James Madison.

**2020-21 (Fr.):** Appeared in all 10 games as a backup on the defensive line...Made nine total tackles...Credited with two half-sacks, one against South Dakota State and one in the NCAA playoffs against Eastern Washington...Career-high four tackles in the loss at Southern Illinois.

**2019 (Fr.):** Took a redshirt year with the Bison...Played in two games...Made one tackle in the season opener against Butler...Also played in the home win over Western Illinois...Named to the Missouri Valley Football Conference Honor Roll.

**High School:** 2019 graduate of St. Thomas Aquinas High School in Overland Park, Kan...Four-year starter for coach Randy Dreiling...Captain for the school's first Class 5A state championship team that went 13-0...Two-time all-state selection by the Wichita Eagle and Topeka Capital Journal...2018 Kansas Class 5A Defensive Player of the Year...Made 65 tackles with 11 tackles for loss, four sacks, 34 quarterback hurries, four pass breakups and two punt blocks...Three-time All-Eastern Kansas League...Career totals include 175 tackles, 28.5 TFLs, 14 sacks, 80 hurries and eight breakups...Three-time state qualifier in track and field and part of two Class 5A state championship teams.

**Personal:** Son of Wanzetta Derritt...Has two brothers, Jacob and Paris, and a sister, Breanna.

Career Defensive Stats

Date	Opponent	UA-At-TT	TFL	Sack	Int.	PD	FF/R
10-26-24	at Kansas State	1-0-1	0-0	0-0	0	0	0/0
2024		1-0-1	0-0	0-0	0	0	0/0
Career		1-0-1	0-0	0-0	0	0	0/0



58

**KAEL FARKES**  
 Offensive Line | 6'3" | 285 | RS-Fr.  
 Lenexa, Kan. | Shawnee Mission Northwest HS

**Bio**  
**2023 (RS-Fr.):** Did not see game action.  
**2022 (Fr.):** Did not see game action, redshirted.

**High School:** Prepped at Shawnee Mission Northwest...Helped team advance to the state playoffs in each of his four years...Two-time second-team All-Sunflower League selection...Two-time second-team all-state selection on the offensive line...Also competed in track and field.



59

**JAYDON BRITTINGHAM**  
 Defensive End | 6'3" | 245 | RS-Fr.  
 Lawrence, Kan. | Lawrence HS

**Bio**  
**2023 (Fr.):** Did not see game action, redshirted.

**High School:** Played under head coach Clint Bowen at Lawrence high school...Cousin of Kansas' Calvin Clements...Also played basketball for the Lions.



59

**NOLAN GORCZYCA**  
 Offensive Line | 6'6" | 320 | RS-Jr.  
 Omaha, Neb. | Roncalli Catholic HS/ Buffalo

**Bio**  
**2023 (RS-So.):** Appeared in two game, playing vs. Cincinnati and in the Guaranteed Rate Bowl vs. UNLV.

**2022 (RS-Fr.):** Appeared in one game, playing vs. Tennessee Tech in reserve action.

**2021 (Fr. at Buffalo):** Preserved Redshirt status, playing in four games for the Bulls...Saw action on the offensive line against Wagner, Nebraska, Coastal Carolina and Old Dominion.

**High School:** Prepped at Roncalli Catholic High School...Three-year starter and a team captain...Two-time All-State Class B selection...Two-time All-River Cities Conference selection...Two-time All-District Selection.



60



## LUKE HOSFORD

Long Snapper | 6'2" | 225 | RS-Sr.  
Cuyahoga Falls, Ohio | Woodridge HS

### Career Honors

**2024:** Preseason All-Big 12 Fourth Team (Phil Steele), Patrick Mannelly Award Preseason Watch List.

**2023:** Preseason All-Big 12 Third Team (Phil Steele)

### Bio

**2023 (R-Jr.):** Appeared in every game as KU's long snapper.

**2022 (R-So.):** Tennessee Tech: Made the start at long-snapper in season opener...at Houston: Made an appearance at long-snapper in win over Houston...Duke: Saw game time in win over the Blue Devils...Iowa State: Did not record any stats...TCU: Made the start at long-snapper against the Horned Frogs.

**2021 (R-Fr.):** Primary snapper on special teams for the Jayhawks, handling punt, field goal and extra point duties...Appeared in all 12 games, making two solo tackles on the year.

**2020 (R-Fr.):** Saw playing time in three games in the second half of the season...Did not record any stats in his second year as a Jayhawk. at Kansas State: Saw his first playing time of the season in the Dillons Sunflower Showdown...at Texas Tech: Made his second appearance of the year in Lubbock, without recording any stats on the afternoon.

**2019 (Fr.):** Made two appearances near the end of the season for the Jayhawks. at Oklahoma State: The rookie long snapper made his first appearance as a Jayhawk in Stillwater against the nationally ranked Cowboys...at Iowa State: Played for the second time this season against the Cyclones in Ames.

**High School:** Played at Woodridge High School in Cuyahoga Falls, Ohio...Looking to translate his strong impact on special teams to the college level.

61



## BRYCE FOSTER

Offensive Line | 6'5" | 330 | RS-Jr.  
Katy, Texas | Taylor HS / Texas A&M

### Career Honors

**2024:** East-West Shrine Bowl 1,000 Watch List, Reeses Senior Bowl Watch List.

**2021:** 2021 SEC All-Freshman Team, 2021 FWAA Freshman All-America Team, 2021 The Athletic Freshman All-America First Team.

### Bio

**2023 (RS-So. at Texas A&M):** Started at center in all 12 games he appeared in ... Helped the Texas A&M offense record 300-plus yards passing in three games and 200-plus yards rushing in three games ... Made the start at Miami while the offensive line allowed only one sack in 53 pass attempts ... Helped the Aggies roll up over 200 yards rushing while making the start at center in back to back wins over Auburn (209) and Arkansas (204) ... Made the start in the Texas Bowl and helped the offense pass for 372 yards, while the offensive line group allowed two sacks in 35 pass attempts.

**2022 (RS-Fr. at Texas A&M):** Started four games before a season-ending injury ... Awarded the Offensive Most Explosive Award at the team banquet.

**2021 (Fr. at Texas A&M):** Started in all 12 games ... Started at center in his collegiate debut, helping A&M roll up 595 yards of total offense in the season-opening win over Kent State ... Received the Top Newcomer Award on the offensive side of the ball at the annual team banquet.

**High School:** Coached by Chad Simmons at Katy Taylor High School ... Was a unanimous first-team all-district selection as a junior and senior ... Won the Texas 6A shot put title as a senior (71'1") in May 2021 while also recording a third-place finish in the discus (191'1"), recorded a personal best 210-10 in the discus as a senior ... A consensus 4-star recruit by 247 Sports and ESPN.

65



## CARTER LAVRUSKY

Offensive Line | 6'6" | 300 | Fr.  
Scottsdale, Ariz. | Horizon HS

### Bio

**High School:** Rated a three-star prospect by Rivals, 247Sports and ESPN...Named District Offensive Player of the Year...First Team All-Region selection and one of seven finalists for offensive lineman of the year...First Team All-District selection in track & field...Also plays basketball...Coached by Andy Litten at Horizon HS.

**Personal:** Son of Laura Halliday & John Michael Lavrusky...Has two brothers, Logan and Ethan...Chose Kansas over offers from Arizona, Arizona State, California, Oregon State and others.

67



## ELI RICHMOND

Offensive Line | 6'4" | 285 | Fr.  
Paola, Kan. | Paola HS

### Bio

**High School:** Played both offensive and defensive line at Paola high school under head coach Mike Smith ... Totaled 18 pancake blocks and also added 39 tackles on defense ... Was named First Team All-Frontier league offensive line and Second Team All-Frontier League defensive line ... Was also named 4A All-State Honorable mention.

69



## HARRISON UTLEY

Offensive Line | 6'3" | 320 | Fr.  
Norman, Okla. | Norman HS

### Bio

**High School:** Rated a three-star prospect by Rivals, 247Sports and ESPN...Ranked as the No. 10 prospect in Oklahoma by Rivals...Recorded more than 30 pancake blocks as a senior while allowing just one sack during the season...District 6A-I 1 Offensive Lineman of the Year...Received First Team All-State and First Team Big All-City honors...Earned varsity letters in football and baseball all throughout high school...Named Newcomer of the Year his first year on varsity...Has a 4.0 GPA...Coached by Justin Jones at Norman HS.

**Personal:** Son of Carrie & Terry Utley...Has two siblings, Garrison and Carlyn...Chose Kansas over offers from Oklahoma, Iowa State, Tulsa, UNLV and others.

70



## KOBE BAYNES

Offensive Line | 6'4" | 320 | RS-Jr.  
Jacksonville, Fla. | Sandalwood HS/  
Louisville

### Bio

**2023 (R-So.):** Appeared 11 games, starting in three (at Texas, at Cincinnati, vs. UNLV).

**2022 (R-Fr.):** Appeared in three games as a reserve offensive lineman.

**2021 (R-Fr. at Louisville):** Did not see any game action.

**2020 (Fr. at Louisville):** Did not see any game action, redshirted.

**High School:** Mid-year enrollee...played for Adam Geis at Sandalwood High School...62nd-ranked offensive guard and 124th-ranked player in the state of Florida...rated as the No. 78 offensive guard by 247Sports, which also lists him as the No. 132 overall target in the Sunshine State .. rated by ESPN as the 26th-best player at his position and 80th-best player in the state...played both offensive guard and defensive tackle...earned first team all-conference honors...received offers from Arkansas, Boston College, Duke, Florida State, Illinois, Mississippi, South Carolina, USF, Utah, and Virginia Tech.



**70**

**JASON STRICKLAND**  
 Defensive Line | 6'3" | 245 | Fr.  
 Olathe, Kan. | Blue Valley Southwest HS

**Bio**  
**High School:** Played defensive tackle and offensive line under head coach Anthony Orrick at Blue Valley Southwest... Tallied 17 tackles, 2 tackles-for-loss and 2.0 sacks as a senior in 2023 .. Was named SportsInKansas All-State 5A First Team... Father, David, played football at KU from 1988-1993... Sister, Anna, currently attends KU.



**71**

**JAMES LIVINGSTON**  
 Offensive Line | 6'7" | 310 | RS-So.  
 Dexter, Mich. | Dexter HS

**Bio**  
**2023 (RS-Fr.):** Did not appear in any games due to injury.  
**2022 (Fr.):** Did not appear in any games, redshirted.

**High School:** A 247 Sports 3-star recruit...Ranked as a 2-star recruit by Rivals.com... Prepped at Dexter High School for Coach Phil Jacobs...First-team all-state selection by the Detroit News as a senior...Named first-team all-state Division 2 by the Detroit Free-Press as a senior...First-team All-State, Associated Press as a senior...Two-time first-team Ann Arbor Dream Team selection...First-team all-region and honorable mention All-Southeastern Conference White honors as a junior.



**71**

**GRADY SEYFERT**  
 Defensive Line | 6'1" | 300 | RS-Fr.  
 Beloit, Kan. | Beloit HS

**Bio**  
**2023 (Fr.):** Did not appear in any games, redshirted.

**High School:** Prepped under head coach Brad Gober at Beloit high school...Named to the Kansas Football Coaches Association Top 11 Team...All-Vype Defensive Player of the Year in Central Kansas...Named Sports in Kansas 2A Defensive Player of the Year in over the last two seasons...Finished the 2022 season with 52 tackles, 21 tackles-for-loss, 1.0 sacks and 2 fumble recoveries...Also participated in track and field at Beloit HS.



**72**

**KENE ANENE**  
 Offensive Line | 6'5" | 290 | Fr.  
 Cottage Grove, Minn. | East Ridge HS

**Bio**  
**High School:** Rated a three-star prospect by Rivals, 247Sports and ESPN...Ranked as the No. 10 prospect in Minnesota by Rivals...Scored a rushing touchdown in a game during his senior season...Holds a 3.7 GPA.

**Personal:** Son of Chukwudumebi & Ositadinma Anene...Has two brothers, Chin and Troy...Also competes in track & field...Chose Kansas over offers from Army, Colorado State, North Dakota State and others.



**73**

**DRE DOIRON**  
 Offensive Line | 6'4" | 305 | RS-Jr.  
 London, Ontario | Catholic Central HS/  
 Buffalo


**Bio**  
**2023 (RS-Jr.):** Appeared in 10 games throughout the season, including the 2023 Guaranteed Rate Bowl win over UNLV.

**2022 (RS-So.):** Appeared in three games as a reserve.

**2021 (RS-Fr. at Buffalo):** Academic All-MAC selection...Started at right tackle for the Bulls in 10 games, while appearing in all 12 games...Helped pave the way for a unit that averaged 195 rushing yards per game.

**2020 (Fr. at Buffalo):** Redshirted his first season with the Bulls.

**High School:** Prepped at Catholic Central in Ontario, Canada...Named a 2019 Pro Football Hall of Fame World Bowl All-American...Earned the 2018 Jim Allen Award, given to the best offensive lineman in the conference...Two-time all-conference selection.



**74**

**DE'KEDRICK STERNS**  
 Offensive Line | 6'4" | 320 | RS-Jr.  
 Austin, Texas | Del Valle HS

**Bio**  
**2023 (RS-So.):** Did not see game action, redshirted.

**2022 (RS-Fr.):** Appeared in three games.

**2021 (Fr.):** Did not see game action, redshirted.

**High School:** A 247 Sports and Rivals three-star recruit...Coached by Charles Burton...2019 District 25-6A First-Team All-District...Selected to play in the Hawaii Tiki Bowl...Part of an offensive line that blocked for a 1,000-yard rusher and a 2,500-yard passer in 2019...Also competed in track and field.



**75**

**CALVIN CLEMENTS**  
 Offensive Line | 6'7" | 315 | RS-Fr.  
 Lawrence, Kan. | Free State HS

**Bio**  
**2023 (Fr.):** Played in the final three games of the season, including making his first-career start vs. UNLV in the Guaranteed Rate Bowl. Redshirted.

**High School:** Played at Lawrence Free State High School, where he was rated the No. 8 player in the state of Kansas by Rivals and 247Sports...Was named to the Lawrence Journal-World's All-Area team...Played his first two seasons of high school football at eight-man Veritas Christian before transferring to Free State in 2021...Quickly became an anchor to the Free State offensive line, leading them to an 8-3 record in 2021.



**76**

**MYLES EWELL**  
 Offensive Line | 6'6" | 310 | Fr.  
 Overland Park, Kan. | Blue Valley West HS

**Bio**  
**High School:** Played offensive line under head coach Josh Koerkenmeier at Blue Valley West... Also plays basketball for the Jaguars... Lived in Mission Viejo, California prior to moving to Kansas... Sister, Jocelyn, plays Division I basketball at Kansas City.





77

**BRYCE CABELDUE**  
Offensive Line | 6'6" | 315 | Jr.  
Clovis, N.M. | Clovis HS

Bio

**2024:** Preseason All-Big 12 Fourth Team (Athlon), East-West Shrine Bowl 1,000 Watch List.

Bio

**2023 (R-Jr.):** Started 11-of-12 regular season games at right tackle...Helped pave the way for KU's rushing attack, which ranked fourth in the Big 12.

**2022 (R-So.):** Started all 13 games during the 2022 season at right tackle as the Jayhawks advanced to a bowl game for the first time since 2008.

**2021 (R-Fr):** Started at right tackle in all 12 contests for the Jayhawks...Was part of an offensive line that allowed just 16 sacks in 12 games, after allowing 43 sacks in nine games in 2020...Helped freshman running back Devin Neal rush for 707 yards and eight touchdowns on 158 carries...Blocked for quarterback Jalon Daniels, who completed 55 of 92 passes for six touchdowns in the final three games of the season.

**2020 (Fr.):** Played in four of the Jayhawks' last five games of the season...Earned starts in the final two games, vs. TCU and at Texas Tech. at Kansas State: Saw his first playing time as a Jayhawk in the Dillons Sunflower Showdown...at Oklahoma: Made his second appearance in the Crimson and the Blue in Norman; did not record any stats on the afternoon...TCU: One of six true freshmen to start on offense for KU against the Horned Frogs...His first-career start came at the RT position...at Texas Tech: Earned his second-consecutive start of the season at RT in Lubbock, which was his fourth appearance for the Jayhawks this fall...Did not register any statistics on the day.

**High School:** Coached by head coach Cal Fullerton at Clovis HS...Helped lead the Wildcats to the district championship in 2019...Earned All-State First Team honors on offense as a senior...Also named All-State Second Team on defense...Picked up All-District First Team honors in 2019...Named the Golden Helmet Award winner as a senior...Picked up Most Improved Player honors for Clovis HS in 2018...Also lettered in basketball and baseball... Helped lead the Wildcats to the 2019 district tournament basketball title as a junior, on his way to honorable mention all-district honors...Earned all-district honors in baseball as a junior.





78

**GREYDON GRIMES**  
Offensive Line | 6'6" | 255 | Fr.  
China Spring, Texas | China Spring HS

Bio

**High School:** Three-star prospect by Rivals, 247Sports and ESPN...Played both at tight end and defensive end for China Spring...Helped China Spring to back-to-back Class 4A D-1 State Championships in 2021 and 2022...Posted marks of 45-feet in the shot put and 105-feet, 6-inches in discus during the spring 2023 season...Played at Pleasant Grove (Utah) as a freshman.

**Personal:** Son of Jeff & Sheri Grimes...Father, Jeff, serves as KU's Assistant Head Coach and Offensive Coordinator...Has three siblings, Bailey, Jada and Garrison...Chose Kansas over offers from Baylor, UTSA and North Texas.



80

**MACK MOELLER**  
Tight End | 6'3" | 210 | RS-Jr.  
Mission, Kan. | Bishop Miega HS

Bio

**2023 (RS-So.):** Saw action in three games as a redshirt sophomore, including Missouri State, at Cincinnati and vs. UNLV in the Guaranteed Rate Bowl.

**2022 (RS-Fr.):** Did not see game action.

**2021 (Fr.):** Did not see game action, redshirted.

**High School:** Appeared on varsity all four years of his high school career...Finished his senior season with 66 catches for 1,164 yards and 14 total touchdowns...Selected for 2021 Kansas Shrine Bowl.

Career Receiving Stats

Date	Opponent	No.	Yds.	TD	Avg.
8-29-24	Lindenwood	1	7	0	7.0
2024		1	7	0	7.0
Career		1	7	0	7.0



81

**QUINTON CONLEY**  
Wide Receiver | 6'6" | 250 | RS-So.  
Kansas City, Mo. | Pembroke HS

Bio

**2023 (RS-Fr.):** Did not see any game action as a redshirt sophomore.

**2022 (Fr.):** Did not see game action, redshirted.

**High School:** Attended Pembroke Hill High School where he earned high academic honors and was a 4 year letter-winner in three sports...He was selected as an All-State wide receiver, All-State safety and was also selected to the All-District Team as a punter... In high school, he was a three-sport athlete, achieving All-State honors in track & field (4×100 and 4×200). He also earned All-District honors in basketball and was selected to play in the coveted Di'Renna All Star Game...Quinton and his two brothers (Devin and Darin Conley) were three of the four legs of the 4×100 and they set a new school record at Pembroke Hill...He also holds the Pembroke Hill career touchdown record...He was also a member of the first ever Jr.. NBA World Championship team.



**82**

**ISREAL MOSES**  
Wide Receiver | 6'2" | 195 | RS-Fr.  
Minneapolis, Minn. | De La Salle HS

**Bio**

**2023 (Fr.):** Did not see any game action, redshirted.

**High School:** Prepped at De La Salle high school in Minneapolis, Minnesota, where he was a three-year starter and team captain for the football team...Also plays basketball and track & field...Ran a 11.75 in the 100 meters and 23.25 in the 200 meters for the track & field team.



**83**

**GRANT MUFFENBIER**  
Wide Receiver | 6'1" | 190 | RS-Fr.  
Chanhassen, Minn. | Chanhassen HS

**Bio**

**2023 (Fr.):** Did not see any game action, redshirted.

**High School:** Prepped at Chanhassen high school in Minnesota, where he played quarterback.



**84**

**GRIFFIN KOCH**  
Wide Receiver | 6'2" | 190 | RS-So.  
New Canaan, Conn. | IMG Academy

**Bio**

**2022 (So.):** Did not see game action as a redshirt freshman.

**2022 (Fr.):** Did not see game action, redshirted.

**High School:** Played wide receiver at IMG Academy.



**85**

**JARRED SAMPLE**  
Wide Receiver | 5'10" | 195 | RS-Fr.  
Cypress, Texas | Cypress Ranch HS

**Bio**

**2023 (Fr.):** Did not see game action, redshirted.

**High School:** A 247 Sports and Rivals 3-star recruit...Hauled in 31 catches for 685 yards and six touchdowns as a senior...Finished career with 60 catches for 1,282 yards and 10 touchdowns...Also had 128 rushing yards and two touchdowns during his high school career...Team posted a 7-4 record and 5-2 district mark in 2022...Played for Coach Sean McAuliffe...Topped the 100-yard mark twice during his senior season.



**86**

**DONALD COLLIER**  
Wide Receiver | 5'10" | 185 | Fr.  
Andover, Kan. | Trinity Academy HS

**Bio**

**High School:** Was the fifth leading receiver in Kansas in 2023, compiling 1,090 yards and nine touchdowns... Was selected to the Kansas Shrine Bowl and was named 3A State All-First Team Offense... Was named a SportsInKansas 2023 3A Offensive Player of the Year finalist and Top-100 Seniors... Played under head coach Trey Hall at Trinity Academy.



**87**

**LEYTON CURE**  
Tight End | 6'3" | 245 | RS-Jr.  
Goodland, Kan. | Goodland HS / Fort Hays State


**Bio**

**2023 (So. at Fort Hays St.):** Missed the 2023 season due to injury...Received MIAA Academic Excellence Award for a perfect 4.0 cumulative GPA...Named to MIAA Academic Honor Roll.

**2022 (RS-Fr. at Fort Hays St.):** Played in all 11 games and made seven starts at tight end... Ranked second on the team in receiving yards with 281 and ranked fourth on the team in receptions with 26...Had two receiving touchdowns for the season...Hauled in a season-high four receptions in four straight games (10/1/22-10/22/22)...Had a season-high 55 receiving yards at Nebraska-Kearney (10/1/22)...Recorded at least one reception in nine of 11 games...Received MIAA Academic Excellence Award for a perfect 4.0 cumulative GPA...Named to MIAA Academic Honor Roll.

**2021 (Fr. at Fort Hays St.):** Redshirted the 2021 season...Received MIAA Academic Excellence Award for a perfect 4.0 cumulative GPA...Named to MIAA Academic Honor Roll.

**High School:** All-state honorable mention selection as both a junior and senior in 2019 and 2020...Served as team captain for three seasons.



**88**

**TEVITA AHOAFI-NOA**  
Tight End | 6'4" | 255 | RS-Sr.  
Salt Lake City, Utah | Highland HS/ Snow College

**Bio**

**2023 (RS-Sr.):** Played in four games as a senior, preserving his redshirt.

**2022 (Sr.):** Appeared in 11 games, did not record any stats.

**Prior to Kansas:** A 247 Sports 3-star recruit...Rated as a 2-star recruit by Rivals.com... Played at Snow College after a standout high school career at Highland HS...Caught nine passes for 159 yards and four touchdowns in seven games for Snow College during the Spring 2021 season...Helped lead team to an NJCAA national runner-up finish...A 2017 graduate of Highland High School in Salt Lake City...Played mostly defense at Highland and totaled 29 tackles and three sacks as a senior.





90

**JEREME ROBINSON**  
 Defensive End | 6'3" | 255 | Sr.  
 Montgomery, Ala. | Carver HS

#### Career Honors

**2024:** Preseason All-Big 12 Second Team (Athlon, Phil Steele), Reese's Senior Bowl Watch List.

**2023:** All-Big 12 Honorable Mention.

#### Bio

**2023 (Jr.):** Missouri State: Brought the quarterback down once for a loss of five in the first game of 2023...Illinois: Recorded a team-best two sacks for a loss of eight in the week two win...at Nevada: Produced two solo tackles...BYU: Assisted on a sack for a loss of one...Totaled one tackle for loss...Earned three total tackles...at Texas: Totaled three tackles, all solo...Sacked the quarterback for a loss of two, totaling five sacks on the year. UCF: Totaled two tackles, both solo...Recorded a pass deflection for the third-straight time. at Oklahoma State: Recorded one tackle, along with one pass deflection in the contest...Oklahoma: Recorded three solo tackles in the victory over the Sooners...Also recorded a tackle for loss... at Iowa State: Tallied three solo tackles and a pass deflection in the in over the Cyclones...Texas Tech: Recorded two tackles (both solo) along with a pass deflection in the contest...Kansas State: Tallied a solo tackle in the contest...at Cincinnati: Recorded a solo tackle in the win over the Bearcats... vs. UNLV: Recorded a tackle in the Guaranteed Rate Bowl win over UNLV.

**2022 (Jr.):** Tennessee Tech: Recorded two tackles for a total loss of three yards in season opener...at West Virginia: Logged two tackles (solo) against the Mountaineers... at Houston: Recorded three tackles (two solo, one assisted) in win over the Cougars... Forced and recovered a fumble against Houston...Tallied a sack (solo) for a loss of two yards...Duke: Recorded two tackles (solo) in win over the Blue Devils...Iowa State: Recorded three assisted tackles, one of them a sack for five yards and a TFL in win over the Cyclones...TCU: Assisted on two tackles against the Horned Frogs...at Oklahoma: Logged four tackles (two solo, two assisted)...at Baylor: Forced and recovered a fumble for a 49 yard return...Made two solo tackles, one of them for a loss of 15 yards...Oklahoma State: Hurried the QB once on four solo tackles...Recorded two solo tackles-for-loss of five yards...at Texas Tech: Assisted on a tackle against the Red Raiders...at Kansas St: Finished with two tackles vs the Wildcats, both being solo...Arkansas: Had six total tackles (five solo, one assisted)...Also had two sacks for a loss of seven total yards vs the Razorbacks in the AutoZone Liberty Bowl.

**2021 (So.):** Saw action in nine of 12 games for the Jayhawks while starting in one...Had 14 tackles (eight solo, six assisted) including 3 1/2 tackles-for-loss...at Coastal Carolina: Posted two tackles against the Chanticleers...at Duke: Posted two assisted stops with a ½ tackle-for-loss...Oklahoma: Picked up his first solo tackle-for-loss of the season against the Sooners...at TCU: Collected a season-high three tackles – all solo – and one sack against the Horned Frogs...West Virginia: Finished the season with three tackles –two solo and one assist—and a tackle-for-loss against the Mountaineers.

**2020 (Fr.):** Played in six of the Jayhawks' nine games this season...Totaled three tackles (one solo and two assisted) as well as 1.0 TFL (for a loss of a yard) in his playing time in his first collegiate football season. at Baylor: Made his Kansas debut against the Bears, but did not record any stats...Oklahoma State: Assisted on one tackle against the Cowboys for his first stats as a Jayhawk...Iowa State: Donned the Crimson and Blue for the third game this season, but did not register any statistics against the Cyclones...at Oklahoma: Assisted on a tackle against the Sooners, registering his second tackle of the season...TCU: Got his first-career tackle-for-loss in the fourth quarter against the Horned Frogs...It was also his first-career solo tackle as a Jayhawk...at Texas Tech: Made his sixth appearance for KU in the team's nine-game season.

**High School:** Rated a three-star prospect by 247Sports.com...Helped lead Carver High School to an 8-3 mark in 2018...Played for head coach James Thompson at Carver...Also lettered in basketball, helping lead the Wolverines to the Alabama Class 6A state title in 2018.

#### Career Defensive Stats

Date	Opponent	UA	At-TT	TFL	Sack	Int.	PD	FF/R
10-3-20	Oklahoma State	0-1-1	0-0	0-0	0	0	0	0/0
11-28-20	TCU	1-0-1	1-1	0-0	0	0	0	0/0
<b>2020</b>		<b>1-1-2</b>	<b>1-1</b>	<b>0-0</b>	<b>0</b>	<b>0</b>	<b>0</b>	<b>0/0</b>
9-10-21	at Coastal Carolina	0-2-2	0-0	0-0	0	0	0	0/0
9-25-21	at Duke	0-2-2	0.5-1	0-0	0	0	0	0/0
10-2-21	at Iowa State	1-0-1	0-0	0-0	0	0	0	0/0
10-16-21	Texas Tech	0-1-1	0-0	0-0	0	0	0	0/0
10-23-21	Oklahoma	1-1-2	1.0-1	0-0	0	0	0	0/0
10-30-21	at Oklahoma State	1-0-1	0-0	0-0	0	0	0	0/0
11-20-21	at TCU	3-0-3	1.0-2	1.0-2	0	0	0	1/0
<b>2021</b>		<b>6-6-12</b>	<b>2.5-4</b>	<b>1.0-2</b>	<b>0</b>	<b>0</b>	<b>0</b>	<b>0/0</b>
9-2-22	Tennessee Tech	1-1-2	1.5-2	0.5-2	0	0	0	0/0
9-10-22	at West Virginia	2-0-2	0-0	0-0	0	0	0	0/0
9-17-22	at Houston	2-1-3	1.0-2	1.0-2	0	0	0	1/1
9-24-22	Duke	2-0-2	0-0	0-0	0	0	0	0/0
10-1-22	Iowa State	0-3-3	1.0-5	0.5-5	0	0	0	0/0
10-8-22	TCU	0-2-2	0-0	0-0	0	0	0	0/0
10-15-22	at Oklahoma	2-2-4	0-0	0-0	0	0	0	0/0
10-22-22	at Baylor	2-0-2	1.0-15	1.0-15	0	0	0	1/1
11-5-22	Oklahoma State	4-0-4	2.0-5	0-0	0	0	0	0/0
11-12-22	at Texas Tech	0-1-1	0-0	0-0	0	0	0	0/0
11-19-22	Texas	0-1-1	0-0	0-0	0	0	0	0/0
11-26-22	at Kansas State	2-0-2	0-0	0-0	0	0	0	0/0
12-28-22	vs. Arkansas	5-1-6	2.0-7	0-0	0	0	0	0/0
<b>2022</b>		<b>22-12-34</b>	<b>8.5-36</b>	<b>3.0-24</b>	<b>0</b>	<b>0</b>	<b>0</b>	<b>2/2</b>
9-1-23	Missouri State	1-0-1	1.0-5	1.0-5	0	0	0	0/0
9-8-23	Illinois	2-0-2	2.0-8	2.0-8	0	0	0	0/0
9-16-23	at Nevada	2-0-2	0-0	0-0	0	0	0	0/0
9-23-23	BYU	1-2-3	1.0-2	0.5-1	0	1	0	0/0
9-30-23	at Texas	3-0-3	1.0-2	1.0-2	0	1	0	0/0
10-7-23	UCF	2-0-2	0-0	0-0	0	1	0	0/0
10-14-23	at Oklahoma State	1-0-1	0-0	0-0	0	1	0	0/0
10-28-23	Oklahoma	3-0-3	1.0-1	0-0	0	0	0	0/0
11-4-23	at Iowa State	3-0-3	0-0	0-0	0	1	0	0/0
11-11-23	Texas Tech	2-0-2	0-0	0-0	0	1	0	0/0
11-18-23	Kansas State	1-0-1	0-0	0-0	0	0	0	0/0
11-25-23	at Cincinnati	1-0-1	0-0	0-0	0	0	0	0/0
12-26-23	vs. UNLV	1-0-1	0-0	0-0	0	0	0	0/0
<b>2023</b>		<b>23-2-25</b>	<b>6.0-18</b>	<b>4.5-16</b>	<b>0</b>	<b>6</b>	<b>0</b>	<b>0/0</b>
8-29-24	Lindenwood	1-0-1	1.0-4	1.0-4	0	0	0	0/0
9-7-24	at Illinois	0-2-2	0-0	0-0	0	0	0	0/1
9-13-24	UNLV	5-1-6	3.5-17	1.5-13	0	0	0	1/0
9-21-24	at West Virginia	1-1-2	1.0-1	1.0-1	0	0	0	0/0
9-28-24	TCU	1-0-1	0-0	0-0	0	0	0	0/0
10-5-24	at Arizona State	1-0-1	0-0	0-0	0	0	0	0/0
10-19-24	Houston	1-0-1	1.0-1	0-0	0	0	0	0/0
10-26-24	at Kansas State	2-0-2	1.0-5	1.0-5	0	0	0	1/0
11-9-24	Iowa State	1-1-2	1.0-2	1.0-2	0	0	0	0/0
<b>2024</b>		<b>13-5-18</b>	<b>8.5-30</b>	<b>5.5-25</b>	<b>0</b>	<b>0</b>	<b>0</b>	<b>2/1</b>
<b>Career</b>		<b>67-27-94</b>	<b>27.5-88</b>	<b>14.0-54</b>	<b>0</b>	<b>6</b>	<b>4</b>	<b>3</b>

**Career Highs:** Tackles - 6 (Two Times, MR vs. UNLV, 9-13-24), Tackles for Loss - 3.5 (vs. UNLV, 9-13-24), Sacks - 2.0 (vs. Illinois, 9-8-23), Blocked FG's - 1 (vs. Tennessee Tech, 9-2-22), Forced fumbles - 1 (Four Times, MR at Kansas State, 10-26-24), Fumble recoveries - 1 (Three Times, MR at Illinois, 9-7-24), Pass deflections - 1 (Six Times, MR vs. Texas Tech, 11-11-23)



91

**DAKYUS BRINKLEY**

Defensive End | 6'3" | 240 | Fr.  
Katy, Texas | Katy HS

**Bio**

**High School:** Rated a four-star prospect by Rivals, 247Sports and ESPN...Ranked No. 249 on the ESPN300 with a scout grade of 81...Has a 5.8 rating from Rivals, which rates him as the No. 54 prospect in Texas and the No. 24 outside linebacker in the country...Has been invited to play in the 2023 U.S. Army All-American Bowl...Selected to the All-Greater Houston Preseason Team...Named to the final ballot for the 2023 Whataburger Super Team...Also competes in track and plays basketball...Coached by Gary Joseph at Katy HS.

**Personal:** Son of Jasper and Kellie Brinkley...Father Jasper played linebacker at South Carolina and later in the NFL for seven seasons, spending time with the Minnesota Vikings, Arizona Cardinals, Dallas Cowboys and New York Giants...Step mom Kellie Wells Brinkley won the bronze medal in 110 meter hurdles in the 2012 Olympics...Has six siblings...Chose Kansas over offers from Oklahoma, Missouri, Oregon, Texas, Kansas State and others.



92

**TOMMY DUNN JR.**

Defensive Line | 6'3" | 310 | RS-Jr.  
Garland, Texas | Naaman Forest HS

**Bio**

**2023 (R-So.):** Missouri State: Assisted on a tackle for loss for his only tackle of the contest...at Nevada: Forced a fumble for the first time in his career...Recorded his first solo sack for a loss of seven...BYU: Earned a season-high two total tackles, both solo...at Texas: Totaled one tackle, assisted...at Oklahoma State: Recorded one solo tackle in the contest...Oklahoma: Recorded two solo tackles in the victory over the Sooners...Texas Tech: Earned three tackles (two solo) in the contest...Kansas State: Recorded two solo tackles in the contest.

**2022 (R-Fr.):** Tennessee Tech: Recorded two solo tackles in season opener (one for a loss)...Duke: Did not record any stats...Iowa State: Recorded a tackle (solo) in win over the Cyclones...at Oklahoma: Assisted on a tackle against the Sooners...Oklahoma State: Hurried the QB once...Made three tackles (two solo, one assisted) and assisted on a sack for a loss of two yards...at Texas Tech: Made a solo tackle...Texas: Recorded a solo tackle against the Longhorns.

**High School:** A Rivals.com and 247 Sports composite three-star recruit...Coached by Jesse Perales...Led team to a 6-1 district record...Totaled 39 tackles, eight tackles-for-loss and five sacks as a senior...Also caught two passes for 58 yards and a touchdown on offense...Had 45 tackles, six tackles-for-loss and four sacks as a junior...Selected as Texas 10-6A newcomer of the year as a sophomore in 2018.

**Career Defensive Stats**

Date	Opponent	UA-At-TT	TFL	Sack	Int.	PD	FF/R
9-2-22	Tennessee Tech	2-0-2	1.0-1	0-0	0	0	0/0
10-1-22	Iowa State	1-0-1	0-0	0-0	0	0	0/0
10-15-22	at Oklahoma	0-1-1	0-0	0-0	0	0	0/0
11-5-22	Oklahoma State	2-1-3	0.5-2	0.5-2	0	0	0/0
11-12-22	at Texas Tech	1-0-1	0-0	0-0	0	0	0/0
11-19-22	Texas	1-0-1	0-0	0-0	0	0	0/0
<b>2022</b>		<b>7-2-9</b>	<b>1.5-3</b>	<b>0.5-2</b>	<b>0</b>	<b>0</b>	<b>0/0</b>
9-1-23	Missouri State	0-1-1	0.5-1	0-0	0	0	0/0
9-16-23	at Nevada	1-0-1	1.0-7	1.0-7	0	0	1/0
9-23-23	BYU	2-0-2	0-0	0-0	0	0	0/0
9-30-23	at Texas	0-1-1	0-0	0-0	0	0	0/0
10-14-23	at Oklahoma State	0-1-1	0-0	0-0	0	0	0/0
10-28-23	Oklahoma	2-0-2	0-0	0-0	0	0	0/0
11-11-23	Texas Tech	2-1-3	0-0	0-0	0	0	0/0
11-18-23	Kansas State	2-0-2	0-0	0-0	0	0	0/0
<b>2023</b>		<b>9-4-13</b>	<b>1.5-8</b>	<b>1.0-7</b>	<b>0</b>	<b>0</b>	<b>1/0</b>
9-7-24	at Illinois	1-2-3	0.5-0	0-0	0	0	0/0
9-13-24	UNLV	4-2-6	1.5-6	0.5-4	0	0	0/0
9-21-24	at West Virginia	1-1-2	0.5-0	0-0	0	0	0/0
10-5-24	at Arizona State	1-1-2	0-0	0-0	0	0	0/0
10-19-24	Houston	1-0-1	0-0	0-0	0	0	0/0
<b>2024</b>		<b>8-6-14</b>	<b>2.5-6</b>	<b>0.5-4</b>	<b>0</b>	<b>0</b>	<b>0/0</b>
<b>Career</b>		<b>24-12-35</b>	<b>5.5-17</b>	<b>2.0-13</b>	<b>0</b>	<b>0</b>	<b>1/0</b>

**Career Highs:** Tackles - 6 (vs. UNLV, 9-13-24), Tackles-for-loss - 1 (at Nevada, 9-16-23), Sacks - 0.5 (Two Times, MR vs. UNLV, 9-13-24), Forced fumbles - 1 (at Nevada, 9-16-23)





93

**CHARLIE WEINRICH**  
Kicker | 5'11" | 205 | RS-So.  
Leawood, Kan. | Blue Valley HS/Nebraska

**Bio**  
**2022 (Fr. at Nebraska):** Did not see any game action, redshirted.

**High School:** The Blue Valley HS product connected on 40-of-41 PATs as a senior and made seven field goals, with a long of 57 yards...Weinrich recorded touchbacks on 44 of 64 kickoffs and handled the punting chores for Blue Valley, helping his team to an 8-2 record and a trip to the second round of the state playoffs...As a junior, Weinrich connected on 7-of-11 field goals, including a 51-yarder and made all 29 of his PAT attempts in helping Blue Valley to a 6-2 record...Weinrich was a second-team selection to the prestigious All-Simone team in 2020, honoring the top players in the Kansas City Metro area...Weinrich attended the Kohl's National Scholarship Camp in 2020 and 2021 and was among the leaders in kicking competitions at the camp.

Career Kickoff Stats

Date	No.	Yds.	Avg.	TB	OB
2024	1	63	63.0	0	0



94

**BLAKE HEROLD**  
Defensive Line | 6'3" | 280 | RS-Fr.  
Shenandoah, Iowa | Shenandoah HS

**Bio**  
**2023 (Fr.):** Did not see any game action as a freshman, redshirted.

**High School:** A 247 Sports and Rivals 3-star recruit...Two-way standout, who played on the defensive line and receiver...Played for Coach Ty Ratliff at Shenandoah...Set the school single season record for receptions (60) and receiving yards (712) during his junior season...Also caught three touchdown passes...Posted 73 tackles, 14.5 tackles-for-loss, three sacks and one interception, which he returned for a touchdown, during the 2021 season...Also lettered in basketball.

Career Defensive Stats

Date	Opponent	UA-At-TT	TFL	Sack	Int.	PD	FF/R
8-29-24	Lindenwood	1-0-1	0-0	0-0	0	0	0/0
9-7-24	at Illinois	0-3-3	0-0	0-0	0	0	0/0
9-13-24	UNLV	1-0-1	0-0	0-0	0	0	0/0
9-21-24	at West Virginia	1-0-1	1.0-2	1.0-2	0	0	0/0
9-28-24	TCU	1-0-1	0-0	0-0	0	0	0/0
10-5-24	at Arizona State	1-0-1	0-0	0-0	0	0	0/0
10-19-24	Houston	1-0-1	1.0-5	0-0	0	0	0/0
11-9-24	Iowa State	2-2-4	0.5-0	0-0	0	0	0/0
2024		8-5-13	2.5-7	1.0-2	0	0	0/0
Career		8-5-13	2.5-7	1.0-2	0	0	0/0



95

**DYLAN WUDKE**  
Defensive End | 6'4" | 260 | RS-Sr.  
Miamisburg, Ohio | Miamisburg HS / Youngstown State

**Bio**  
**Prior to Kansas:** Started 35 games over five seasons at Youngstown State, including 30-straight over his final three years...Two-time Second Team All-Missouri Valley Football Conference (MVFC) selection...In 2023, finished with 32 tackles (13 solo, 19 assist), 7.0 tackles for loss and 3.0 sacks to earn all-conference honors...Third on the team with 43 tackles in 2022, earning his first all-conference selection...Named to the CSC Academic All-District Team in 2022...Chosen as MVFC Defensive Player of the Week after totaling five tackles and two sacks against South Dakota...Totaled 114 tackles, 25.5 TFL and 12.5 sacks in 42 career games at Youngstown State...2019 graduate of Miamisburg HS in Ohio...Special-Mention Division I All-Ohio selection as a senior...First-team Division I All-Southwest District honoree as a defensive end...Also a first-team All-GWOC National League honoree...Credited with 48 total tackles, 20 of which were solo stops, and had three sacks...As a tight end, caught five passes for 96 yards, including two touchdowns...During his junior season, had 55 total tackles, including 21 solo stops and 2.5 sacks...Second-team all-conference selection as a junior...Coached was Steve Channell...Also played baseball.

**2022 (RS-Jr. at Youngstown State):** Second-team All-MVFC selection along the defensive line...selected to the CSC Academic All-District team...started all 11 games at defensive end...finished third on the team with 43 total tackles, including 23 solo stops...had 12 TFLs and five sacks...in MVFC play, had 30 tackles...had a high of eight at Illinois State...against South Dakota, had five solo tackles, including two sacks to be named the MVFC Defensive Player of the Week...had a sack for a six-yard loss vs. WIU...had three tackles (two solos) at Southern Illinois...had a sack for a three-yard loss vs. the Salukis to go along with two QB hurries...had two tackles against Missouri State, Indiana State and South Dakota State...had a sack for a six-yard loss vs. SDSU.

**2021 (RS-So. at Youngstown State):** Played in 10 games and made eight starts...was credited with 24 total tackles, including 13 solo stops...had four sacks on the season...of the 24 tackles, 23 came in MVFC play...had a season-high five tackles at UNI...posted a season high three solos against the Panthers...recorded a sack for a 13-yard loss against UNI...had four assisted tackles against North Dakota State...had four tackles, including two solos, against Western Illinois...had a sack for a six-yard loss vs. WIU...had three tackles (two solos) at Southern Illinois...had a sack for a three-yard loss vs. the Salukis to go along with two QB hurries...had two tackles against Missouri State, Indiana State and South Dakota State...had a sack for a six-yard loss vs. SDSU.

**2021 Spring (RS-Fr. at Youngstown State):** Played in six games and made five starts at defensive end...credited with 11 total tackles, including eight solo stops...had a TFL, two QB hurries and a fumble recovery...had a season-high four tackles at South Dakota State...had a TFL for an eight-yard loss and recovered a fumble on a punt return...credited with three solo stops against Southern Illinois...had a pair of solo tackles at Missouri State...had solo tackles against UNI and South Dakota.

**2019 (Fr. at Youngstown State):** Redshirted...appeared in two games as a defensive line reserve...recorded two tackles against Western Illinois...assisted on a tackle for loss against the Leathernecks.

**High School:** Special-Mention Division I All-Ohio selection as a senior...was a first-team Division I All-Southwest District honoree as a defensive end...was also a first-team All-GWOC National League honoree...credited with 48 total tackles, 20 of which were solo stops...had three sacks...as a tight end, caught five passes for 96 yards, including two touchdowns...as a junior, had 55 total tackles, including 21 solo stops...had 2.5 sacks...was a second-team all-conference selection as a junior...coach was Steve Channell...also played baseball.

Career Defensive Stats

Date	Opponent	UA-At-TT	TFL	Sack	Int.	PD	FF/R
9-7-24	at Illinois	2-1-3	1.0-6	0-0	0	0	0/0
9-13-24	UNLV	1-0-1	1.0-7	0-0	0	0	0/0
9-21-24	at West Virginia	0-2-2	0-0	0-0	0	0	0/0
9-28-24	TCU	1-0-1	1.0-2	0-0	0	0	0/1
10-5-24	at Arizona State	2-2-4	0-0	0-0	0	0	0/0
10-19-24	Houston	2-0-2	0-0	0-0	0	0	0/0
10-26-24	at Kansas State	2-0-2	0-0	0-0	0	0	0/0
11-9-24	Iowa State	0-2-2	0-0	0-0	0	0	0/0
2024		10-7-17	3.0-15	0-0	0	0	0/1
Career		10-7-17	3.0-15	0-0	0	0	0/1



96

COLE PETRUS

Defensive Line | 6'4" | 240 | RS-Jr.

St. Louis, Mo. | Vianney HS

**Bio**  
**2023 (R-So.):** Played in 12 of 13 games as a redshirt sophomore ... at Oklahoma State: Recorded one solo tackle in the contest.

**2022 (R-Fr.):** Tennessee Tech: Recorded a solo tackle in season opener against the Golden Eagles...Duke: Saw playing time, did not record any stats...Iowa State: Saw playing time, did not record any stats.

**High School:** Versatile player, who played offensive tackle, tight end, running back, punter, linebacker and defensive end for his Vianney...Played for coach Chad Masters... Posted 38 tackles with six sacks as a senior...Earned All-Conference and All-District honors.

Career Defensive Stats							
Date	Opponent	UA-At-TT	TFL	Sack	Int.	PD	FF/R
9-2-22	Tennessee Tech	1-0-1	0-0	0-0	0	0	0/0
<b>2022</b>		<b>1-0-1</b>	<b>0-0</b>	<b>0-0</b>	<b>0</b>	<b>0</b>	<b>0/0</b>
10-14-23	at Oklahoma State	1-0-1	0-0	0-0	0	0	0/0
<b>Career</b>		<b>2-0-2</b>	<b>0-0</b>	<b>0-0</b>	<b>0</b>	<b>0</b>	<b>0/0</b>
<b>Career Highs:</b> Tackles - 1 (Two Times, MR at Oklahoma State, 10-14-23)							



97

KENEAN CALDWELL

Defensive Line | 6'3" | 330 | RS-Jr.

Oak Grove, La. | Oak Grove HS

**Bio**  
**2023 (R-So.):** Played in all 13 games as a redshirt sophomore ... Missouri State: Earned one solo tackle in the season opener...at Nevada: Recorded two total tackles ... at Cincinnati: Recorded a tackle in the win at Cincinnati.


**2021 (So.):** Played in 10 games during the season, starting at defensive tackle in six of those games...Got his first career start against Texas Tech...Recorded 13 tackles on the season...South Dakota: Recorded 3 tackles in the season-opener against the Coyotes... at Coastal Carolina: Tallied one tackle at Coastal Carolina...at Duke: Recorded two tackles on the road at Duke...Texas Tech: Recorded one tackle in his first career start...at Oklahoma State: Recorded one tackle against the Cowboys...Kansas State: Recorded one tackle against the Wildcats...at TCU: Tallied two tackles at TCU...West Virginia: Finished his sophomore season with one tackle against the Mountaineers.at Cincinnati: Assisted on a tackle in the win over the Bearcats...

**2020 (Fr.):** Played in six of KU's nine games as a true freshman on the defensive line. Coastal Carolina: Made his collegiate debut against the Chanticleers in the Jayhawks' season opener but did not record any stats...at Baylor: Saw playing time against the Bears in Waco but did not record any stats...Oklahoma State: Played against the Cowboys but did not record any stats...at West Virginia: Did not record any statistics while on the field for the Jayhawks in Morgantown...at Kansas State: Took to the field for the fifth-straight game of the season without collecting any stats on the afternoon...at Oklahoma: Played against the Sooners in Norman but did not record any stats.

**High School:** Rated a three star recruit by Rivals and 247 Sports...247 Sports had him ranked as the No. 37 recruit in the state of Louisiana...Was selected to play in the 2019 Louisiana Gridiron football All Star Game...Helped Oak Grove to win the 2019 1A Louisiana state championship...Was an honorable mention All-State and first team All-District selection as a sophomore in 2017.

Career Defensive Stats							
Date	Opponent	UA-At-TT	TFL	Sack	Int.	PD	FF/R
9-3-21	South Dakota	3-0-3	1-0	0-0	0	0	0/0
9-10-21	at Coastal Carolina	0-1-1	0-0	0-0	0	0	0/0
9-25-21	at Duke	0-2-2	0-0	0-0	0	0	0/0
10-16-21	Texas Tech	1-0-1	0-0	0-0	0	0	0/0
10-30-21	at Oklahoma St.	1-0-1	0-0	0-0	0	0	0/0
11-13-21	at Texas	1-1-2	0-0	0-0	0	0	0/0
11-20-21	at TCU	0-2-2	0-0	0-0	0	0	0/0
<b>2021</b>		<b>6-6-12</b>	<b>1-0</b>	<b>0-0</b>	<b>0</b>	<b>0</b>	<b>0/0</b>
9-1-23	Missouri State	1-0-1	0-0	0-0	0	0	0/0
9-16-23	at Nevada	1-1-2	0-0	0-0	0	0	0/0

11-25-23	at Cincinnati	0-1-1	0-0	0-0	0	0	0/0
<b>2023</b>		<b>2-2-4</b>	<b>0-0</b>	<b>0-0</b>	<b>0</b>	<b>0</b>	<b>0/0</b>
9-13-24	UNLV	1-1-2	0-0	0-0	0	0	0/0
9-21-24	at West Virginia	0-1-1	0-0	0-0	0	0	0/0
<b>2024</b>		<b>1-2-3</b>	<b>0-0</b>	<b>0-0</b>	<b>0</b>	<b>0</b>	<b>0/0</b>
<b>Career</b>		<b>9-10-19</b>	<b>1-0</b>	<b>0-0</b>	<b>0</b>	<b>0</b>	<b>0/0</b>
<b>Career Highs:</b> Tackles - 3 (vs. South Dakota, 9-3-21), Tackles for Loss - 1 (vs. South Dakota, 9-3-21).							



98

LANCE BASSETT

Defensive Line | 6'2" | 295 | RS-Fr.

Lawrence, Kan. | Lawrence HS

**Bio**  
**2023 (Fr.):** Did not see any game action as a freshman, redshirted.

**High School:** Played high school ball at Lawrence high school under head coach Clint Bowen...Led the team with 2.0 sacks in 2022...Played in 10 games with 47 total tackles as a senior...Also played basketball and track and field for the Lions...Played at the same high school as current Jayhawks Devin Neal and Cole Mondri.



99

RONALD MCGEE

Defensive Line | 6'3" | 285 | RS-Sr.

Sumter, S.C. | Sumter HS/Bufalo

**Bio**  
**2022 (RS-Sr.):** Did not see any game action due to injury.

**2022 (Sr.):** Appeared in one game, recorded no stats.

**2021 (Jr.):** Appeared in 11 games...Totaled 11 tackles (7 solo, 4 assist)...Added one-half tackle for loss.

**2020 (Jr. at Buffalo):** Appeared in four games and started once... had seven tackles and a sack on the season... had three tackles and a sack against Northern Illinois (11/4)... had two tackles against Marshall (12/25).

**2020 (So. at Buffalo):** Played in 13 games as a reserve defensive tackle...had 11 tackles and a sack on the season...had a season-best three tackles against both Miami (OH) (9/28) and Ohio (10/5)...had two tackles and a sack against Central Michigan (10/26).

**Junior College/High School:** Defensive tackle who transferred to Buffalo after playing one season at Highland Community College in Kansas...Named All-Conference Honorable Mention after totaling 32 tackles, four tackles for loss, 1.5 sacks and two forced fumbles in 2018...Graduated from Sumter High School in South Carolina...Had 61 tackles, 5.5 tackles for loss, 2.5 sacks and a forced fumble his senior season.

Career Defensive Stats							
Date	Opponent	UA-At-TT	TFL	Sack	Int.	PD	FF/R
9-3-21	South Dakota	3-0-3	0-0	0-0	0	0	0/0
9-10-21	at Coastal Carolina	0-1-1	0-0	0-0	0	0	0/0
9-18-21	Baylor	1-0-1	0-0	0-0	0	0	0/0
9-25-21	at Duke	1-1-2	0-0	0-0	0	0	0/0
10-30-21	at Oklahoma State	0-2-2	0.5-1	0.5-1	0	0	0/0
11-20-21	at TCU	2-0-2	0-0	0-0	0	0	0/0
<b>2021</b>		<b>7-4-11</b>	<b>0.5-1</b>	<b>0.5-1</b>	<b>0</b>	<b>0</b>	<b>0/0</b>
8-29-24	Lindenwood	1-1-2	0-0	0-0	0	0	0/0
11-9-24	Iowa State	1-0-1	0-0	0-0	0	0	0/0
<b>2024</b>		<b>2-1-3</b>	<b>0-0</b>	<b>0-0</b>	<b>0</b>	<b>0</b>	<b>0/0</b>
<b>Career</b>		<b>9-5-14</b>	<b>0-0</b>	<b>0-0</b>	<b>0</b>	<b>0</b>	<b>0/0</b>
<b>Career Highs:</b> Tackles - 3 (vs. South Dakota, 9-3-21), Tackles for Loss - 0.5 (at Oklahoma State, 10-30-21), Sacks - 0.5 (at Oklahoma State, 10-30-21).							





# GAME 1: KANSAS 48, LINDENWOOD 3

Thursday, Aug. 29, 2024

Kansas City, Kan. | Children's Mercy Park | Attendance: 20,829



	1st	2nd	3rd	4th	Final
Lindenwood (0-1)	0	0	0	3	3
Kansas (1-0)	7	27	7	7	48

## SCORING SUMMARY

TEAM	TD/FG	QTR	TIME		DRIVE	LU	KAN
KAN	TD	1st	09:44	D.Neal 5 yd rush (T.Allen kick)	9-65, 03:55	0	7
KAN	TD	2nd	10:11	D.Neal 1 yd rush (T.Allen kick)	7-85, 03:23	0	14
KAN	TD	2nd	08:42	M.Dotson 33 yd interception return (T.Allen kick missed)	NA	0	20
KAN	TD	2nd	07:07	L.Grimm 58 yd pass from J.Daniels (T.Allen kick)	3-66, 00:51	0	27
KAN	TD	2nd	00:04	D.Hishaw 1 yd rush (T.Allen kick)	10-95, 03:00	0	34
KAN	TD	3rd	08:23	S.Morrison 1 yd rush (T.Allen kick)	11-85, 06:32	0	41
KAN	TD	4th	13:22	D.Emilien 4 yd pass from C.Ballard (T.Allen kick)	11-90, 05:39	0	48
LU	FG	4th	06:12	L.Seibert 34 yd FG	14-75, 07:04	3	48

## TEAM STATISTICS

	LU	KAN
<b>FIRST DOWNS</b>	<b>12</b>	<b>26</b>
Rushing	6	14
Passing	5	9
Penalty	1	3
<b>NET YARDS RUSHING</b>	<b>75</b>	<b>331</b>
Rushing Attempts	27	44
Average Per Rush	2.8	7.5
Rushing Touchdowns	0	4
Yards Gained Rushing	90	331
Yards Lost Rushing	15	0
<b>NET YARDS PASSING</b>	<b>127</b>	<b>199</b>
Completions-Attempts-Int	18-31-1	14-21-1
Average Per Attempt	4.1	9.5
Average Per Completion	7.1	14.2
Passing Touchdowns	0	2
<b>TOTAL OFFENSE YARDS</b>	<b>202</b>	<b>530</b>
Total offense plays	58	65
Average Gain Per Play	3.5	8.2
Fumbles: Number-Lost	1-0	1-1
Penalties: Number-Yards	6-62	2-23
<b>PUNTS-YARDS</b>	<b>6-190</b>	<b>0-0</b>
Average Yards Per Punt	31.7	0.0
Net Yards Per Punt	28.8	0
Inside 20	3	0
50+ Yards	0	0
Touchbacks	0	0
Fair catch	2	0
<b>KICKOFF-YARDS</b>	<b>2-130</b>	<b>8-518</b>
Average Yards Per Kickoff	65.0	64.8
Net Yards Per Kickoff	45	41.1
Touchbacks	1	7
Fair Catch Yards	0	0
Punt returns: Number-Yards-TD	0-0-0	0-0-0
Average Per Return	0.0	0.0
Kickoff returns: Number-Yds-TD	1-14-0	1-15-0
Average Per Return	14.0	15.0
Interceptions: Number-Yds-TD	1-5-0	1-33-1
Fumble Returns: Number-Yds-TD	0-0-0	0-0-0
Miscellaneous Yards	0	0
Possession Time	28:58	31:02
1st Quarter	09:48	05:12
2nd Quarter	07:38	07:22
3rd Quarter	04:22	10:38
4th Quarter	07:10	07:50
Third-Down Conversions	7-16	6-10
Fourth-Down Conversions	0-1	3-3
Red-Zone Scores-Chances	1-1	5-5
Touchdowns	0	5
Field goals	1	0
Sacks By: Number-Yards	0-0	2-12
PAT Kicks	0-0	6-7
2Pts Conversions	0-0	0-0
Field Goals	1-1	0-0
Points off Turnover	0	6

## PASSING STATS

	COMP./ATT./INT.	YARDS	TD	LONG	SACK
Jalon Daniels	9-15-1	148	1	58	0
Cole Ballard	5-6-0	51	1	22	0
<b>TOTALS:</b>	<b>14-21-1</b>	<b>199</b>	<b>2</b>	<b>58</b>	<b>0</b>

## RUSHING STATS

	ATT.	YARDS	TD	LONG	AVG.
Devin Neal	8	112	2	53	14.0
Daniel Hishaw	9	66	1	24	7.3
Johnny Thompson Jr	5	32	0	10	6.4
Sevion Morrison	8	28	1	6	3.5
Quentin Skinner	1	27	0	27	27.0
Harry Stewart III	7	24	0	7	3.4
Cole Ballard	3	20	0	14	6.7
Mikey Pauley	2	17	0	10	8.5
Douglas Emilien	1	5	0	5	5.0
<b>TOTALS:</b>	<b>44</b>	<b>331</b>	<b>4</b>	<b>53</b>	<b>7.5</b>

## RECEIVING STATS

	REC.	YARDS	YAC	TD	LONG
Luke Grimm	6	111	52	1	58
Lawrence Arnold	2	29	12	0	22
Trevor Wilson	2	19	6	0	14
Quentin Skinner	1	25	6	0	25
Mack Moeller	1	7	7	0	7
Trevor Kardell	1	4	0	0	4
Douglas Emilien	1	4	3	1	4
Jared Casey	0	0	0	0	0
Bryce Cohoon	0	0	0	0	0
<b>TOTALS:</b>	<b>14</b>	<b>199</b>	<b>86</b>	<b>2</b>	<b>58</b>

## DEFENSE STATS

	S/A/TOTAL	SACKS/YDS	TFL/YDS	FF/FR	INT/YDS
Mello Dotson	5/0/5	0.0-0	0.0-0	0/0	1-33
Cornell Wheeler	5/0/5	0.0-0	0.0-0	0/0	0-0
Dean Miller	3/1/4	1.0-8	1.0-8	0/0	0-0
JB Brown	3/0/3	0.0-0	1.0-3	0/0	0-0
Taiwan Berryhill	2/1/3	0.0-0	0.0-0	0/0	0-0
Jalen Dye	2/0/2	0.0-0	0.0-0	0/0	0-0
Marvin Grant	2/0/2	0.0-0	0.0-0	0/0	0-0
Jayson Gilliom	2/0/2	0.0-0	0.0-0	0/0	0-0
Tristian Fletcher	2/0/2	0.0-0	1.0-3	0/0	0-0



GAME 2: ILLINOIS 23, KANSAS 17  
Saturday, Sept. 7, 2024  
Champaign, Ill. | Memorial Stadium | Attendance: 60,670



	1st	2nd	3rd	4th	Final
Kansas (1-1)	0	10	7	0	17
Illinois (2-0)	3	10	0	10	23

SCORING SUMMARY

TEAM	TD/FG	QTR	TIME		DRIVE	ILL	KAN
ILL	FG	1st	03:35	D.Olano 23 yd FG	14-62, 07:35	3	0
KAN	FG	2nd	12:39	T.Allen 29 yd FG	10-64, 05:56	3	3
KAN	TD	2nd	03:32	L.Grimm 3 yd pass from J.Daniels (T.Allen kick)	7-81, 03:05	3	10
ILL	FG	2nd	01:05	D.Olano 50 yd FG	7-43, 02:27	6	10
ILL	TD	2nd	00:36	X.Scott 30 yd interception return (D.Olano kick)	00:22	13	10
KAN	TD	3rd	04:57	L.Arnold 13 yd pass from J.Daniels (T.Allen kick)	14-81, 08:17	13	17
ILL	TD	4th	09:34	K.Feagin 1 yd rush (D.Olano kick)	8-80, 03:54	20	17
ILL	FG	4th	00:58	D.Olano 43 yd FG	15-42, 06:46	23	17

TEAM STATISTICS

	KAN	ILL
FIRST DOWNS	18	14
Rushing	10	5
Passing	7	9
Penalty	1	0
NET YARDS RUSHING	186	79
Rushing Attempts	33	34
Average Per Rush	5.6	2.3
Rushing Touchdowns	0	1
Yards Gained Rushing	195	105
Yards Lost Rushing	9	26
NET YARDS PASSING	141	192
Completions-Attempts-Int	18-32-3	16-25-0
Average Per Attempt	4.4	7.7
Average Per Completion	7.8	12
Passing Touchdowns	2	0
TOTAL OFFENSE YARDS	327	271
Total offense plays	65	59
Average Gain Per Play	5	4.6
Fumbles: Number-Lost	2-1	1-1
Penalties: Number-Yards	2-25	2-20
PUNTS-YARDS	2-109	4-194
Average Yards Per Punt	54.5	48.5
Net Yards Per Punt	40.5	43
Inside 20	0	2
50+ Yards	2	2
Touchbacks	1	0
Fair catch	0	0
KICKOFF-YARDS	4-260	6-364
Average Yards Per Kickoff	65	60.7
Net Yards Per Kickoff	41.2	38
Touchbacks	3	2
Fair Catch Yards	0	19
Punt returns: Number-Yards-TD	3/22/00	1/8/00
Average Per Return	7.3	8
Kickoff returns: Number-Yds-TD	3-67-0	1/20/00
Average Per Return	22.3	20
Interceptions: Number-Yds-TD	0-0-0	3/30/01
Fumble Returns: Number-Yds-TD	0-0-0	0-0-0
Miscellaneous Yards	0	0
Possession Time	29:22:00	30:38:00
1st Quarter	7:25	7:35
2nd Quarter	8:10	6:50
3rd Quarter	9:51	5:09
4th Quarter	3:56	11:04
Third-Down Conversions	6-13	6-15
Fourth-Down Conversions	1-2	1-1
Red-Zone Scores-Chances	3-3	3-3
Touchdowns	2	1
Field goals	1	2
Sacks By: Number-Yards	2-15	1-4
PAT Kicks	2-2	2-2
2Pts Conversions	0-0	0-0
Field Goals	1-1	3-3
Points off Turnover	0	10

PASSING STATS

	COMP./ATT./INT.	YARDS	TD	LONG	SACK
Jalon Daniels	18-32-3	141	2	21	1
TOTALS:	18-32-3	141	2	21	1

RUSHING STATS

	ATT.	YARDS	TD	LONG	AVG.
Devin Neal	14	101	0	26	7.2
Daniel Hishaw	7	39	0	11	5.6
Jalon Daniels	10	37	0	9	3.5
Sevion Morrison	0	17	0	17	0.0
Jared Casey	1	1	0	1	1.0
Quentin Skinner	1	-7	0	0	-7.0
TOTALS:	33	195	0	26	5.6

RECEIVING STATS

	REC.	YARDS	YAC	TD	LONG
Luke Grimm	9	40	27	1	10
Lawrence Arnold	4	44	11	1	18
Quentin Skinner	3	42	7	0	21
Daniel Hishaw	1	11	6	0	11
Jared Casey	1	4	8	0	4
TOTALS:	18	141	59	2	21

DEFENSE STATS

	S/A/TOTAL	SACKS/YDS	TFL/YDS	FF/FR	INT/YDS
Marvin Grant	7-2-9	1.0/7	1.0/7	0/0	0/0
Cornell Wheeler	5-3-8	0/0	3.0/6	1/0	0/0
Jalen Dye	5-0-5	0/0	1.0/4	0/0	0/0
Mello Dotson	3-2-5	0/0	0/0	0/0	0/0
JB Brown	3-2-5	0/0	0.5/0	0/0	0/0
O.J. Burroughs	3-0-3	0/0	0/0	0/0	0/0
Cobee Bryant	2-1-3	0.5/4	0.5/4	0/0	0/0
Dylan Wudke	2-1-3	0/0	1.0/6	0/0	0/0
Mason Ellis	2-1-3	0/0	0/0	0/0	0/0
Tommy Dunn Jr.	1-2-3	0/0	0.5/0	0/0	0/0
Caleb Taylor	0-3-3	0/0	1.0/2	0/0	0/0
Blake Herold	0-3-3	0/0	0/0	0/0	0/0
Taiwan Berryhill	1-1-2	0/0	0/0	0/0	0/0
Jayson Gilliom	1-1-2	0/0	0/0	0/0	0/0
Jereme Robinson	0-2-2	0/0	0/0	0/1	0/0
Damarius McGhee	1-0-1	0/0	0/0	0/0	0/0
DJ Warner	0-1-1	0/0	0/0	0/0	0/0
Tristian Fletcher	0-1-1	0/0	0/0	0/0	0/0
Dean Miller	0-1-1	0.5/4	0.5/4	0/0	0/0
Alex Raich	0-1-1	0/0	0/0	0/0	0/0





# GAME 3: UNLV 23, KANSAS 20

Friday, Sept. 13, 2024

Kansas City, Kan. | Children's Mercy Park | Attendance: 21,493



	1st	2nd	3rd	4th	Final
UNLV (3-0)	3	10	3	7	23
Kansas (1-2)	7	10	0	3	20

## SCORING SUMMARY

TEAM	TD/FG	QTR	TIME		DRIVE	UNLV	KAN
KAN	TD	1st	06:22	J.Daniels 11 yd rush (T.Allen kick)	12-81, 07:16	0	7
UNLV	FG	1st	01:33	C.Chittenden 38 yd FG	11-55, 04:49	3	7
KAN	TD	2nd	12:12	J.Daniels 33 yd rush (T.Allen kick)	8-94, 04:10	3	14
UNLV	FG	2nd	06:19	C.Chittenden 27 yd FG	12-66, 05:53	6	14
KAN	FG	2nd	03:17	T.Allen 35 yd FG	7-58, 03:02	6	17
UNLV	TD	2nd	00:00	J.Thomas 27 yd pass from M.Sluka (C.Chittenden kick)	2-33, 00:31	13	17
UNLV	FG	3rd	09:38	C.Chittenden 23 yd FG	4--1, 01:22	16	17
KAN	FG	4th	11:22	T.Allen 41 yd FG	13-75, 05:44	16	20
UNLV	TD	4th	02:00	K.James 1 yd rush (C.Chittenden kick)	18-75, 09:22	23	20

## TEAM STATISTICS

	UNLV	KAN
<b>FIRST DOWNS</b>	<b>17</b>	<b>17</b>
Rushing	11	8
Passing	3	9
Penalty	3	0
<b>NET YARDS RUSHING</b>	<b>181</b>	<b>199</b>
Rushing Attempts	47	35
Average Per Rush	3.9	5.7
Rushing Touchdowns	1	2
Yards Gained Rushing	215	212
Yards Lost Rushing	34	13
<b>NET YARDS PASSING</b>	<b>86</b>	<b>153</b>
Completions-Attempts-Int	7-18-0	12-24-2
Average Per Attempt	4.8	6.4
Average Per Completion	12.3	12.8
Passing Touchdowns	1	0
<b>TOTAL OFFENSE YARDS</b>	<b>267</b>	<b>352</b>
Total offense plays	65	59
Average Gain Per Play	4.1	6.0
Fumbles: Number-Lost	1-0	0-0
Penalties: Number-Yards	3-25	9-90
<b>PUNTS-YARDS</b>	<b>4-183</b>	<b>3-139</b>
Average Yards Per Punt	45.8	46.3
Net Yards Per Punt	45.8	43
Inside 20	3	0
50+ Yards	0	1
Touchbacks	0	0
Fair catch	0	0
<b>KICKOFF-YARDS</b>	<b>5-325</b>	<b>5-325</b>
Average Yards Per Kickoff	65.0	65.0
Net Yards Per Kickoff	42.8	40
Touchbacks	3	5
Fair Catch Yards	0	0
Punt returns: Number-Yards-TD	3-10-0	0-0-0
Average Per Return	3.3	0.0
Kickoff returns: Number-Yds-TD	0-0-0	2-36-0
Average Per Return	0.0	18.0
Interceptions: Number-Yds-TD	2-72-0	0-0-0
Fumble Returns: Number-Yds-TD	0-0-0	0-0-0
Miscellaneous Yards	0	0
Possession Time	31:06	28:54
1st Quarter	06:11	08:49
2nd Quarter	07:56	07:04
3rd Quarter	06:26	08:34
4th Quarter	10:33	04:27
Third-Down Conversions	2-13	5-12
Fourth-Down Conversions	3-3	0-1
Red-Zone Scores-Chances	4-5	3-3
Touchdowns	1	1
Field goals	3	2
Sacks By: Number-Yards	2-7	2-17
PAT Kicks	2-2	2-2
2Pts Conversions	0-0	0-0
Field Goals	3-4	2-2
Points off Turnover	10	0

## PASSING STATS

	COMP./ATT./INT.	YARDS	TD	LONG	SACK
Jalon Daniels	12-24-2	153	0	33	2
<b>Totals:</b>	<b>12-24-2</b>	<b>153</b>	<b>0</b>	<b>33</b>	<b>2</b>

## RUSHING STATS

	ATT.	YARDS	TD	LONG	AVG.
Devin Neal	23	120	0	24	5.2
Jalon Daniels	11	65	2	33	5.9
Lawrence Arnold	1	14	0	14	14.0
<b>Totals:</b>	<b>35</b>	<b>199</b>	<b>2</b>	<b>33</b>	<b>5.7</b>

## RECEIVING STATS

	REC.	YARDS	YAC	TD	LONG
Lawrence Arnold	4	58	30	0	29
Luke Grimm	3	6	15	0	10
Trevor Kardell	2	28	7	0	18
Devin Neal	1	33	26	0	33
Sevion Morrison	1	18	0	0	18
Jared Casey	1	10	10	0	10
Torry Locklin	0	0	0	0	0
Quentin Skinner	0	0	0	0	0
<b>Totals:</b>	<b>12</b>	<b>153</b>	<b>88</b>	<b>0</b>	<b>33</b>

## DEFENSE STATS

	S/A/TOTAL	SACKS/YDS	TFL/YDS	FF/FR	INT/YDS
JB Brown	7/1/8	0.0-0	1.5-2	0/0	0-0
Mello Dotson	6/0/6	0.0-0	1.0-1	0/0	0-0
Cornell Wheeler	5/1/6	0.0-0	0.0-0	0/0	0-0
Jereme Robinson	5/1/6	1.5-13	3.5-17	1/0	0-0
Tommy Dunn Jr.	4/2/6	0.5-4	1.5-6	0/0	0-0
Cobee Bryant	3/0/3	0.0-0	0.0-0	0/0	0-0
O.J. Burroughs	3/0/3	0.0-0	0.0-0	0/0	0-0
Devin Dye	2/0/2	0.0-0	0.0-0	0/0	0-0
Mason Ellis	2/0/2	0.0-0	0.0-0	0/0	0-0
Trevor Wilson	2/0/2	0.0-0	0.0-0	0/0	0-0
Taiwan Berryhill	2/0/2	0.0-0	0.0-0	0/0	0-0
Dean Miller	1/1/2	0.0-0	0.0-0	0/0	0-0
Alex Raich	1/1/2	0.0-0	0.0-0	0/0	0-0
Kenean Caldwell	1/1/2	0.0-0	0.0-0	0/0	0-0
Caleb Taylor	0/2/2	0.0-0	0.5-1	0/0	0-0



## GAME 4: WEST VIRGINIA 32, KANSAS 28

Saturday, Sept. 21, 2024

Morgantown, W. Va. | Milan Puskar Stadium | Attendance: 54,428



	1st	2nd	3rd	4th	Final
West Virginia (2-2)	7	7	3	15	32
Kansas (1-3)	0	7	14	7	28

### SCORING SUMMARY

TEAM	TD/FG	QTR	TIME		DRIVE	WVU	KAN
WVU	TD	1st	05:16	J.White 1 yd rush (#22 M.Hayes II kick)	3-78, 01:10	7	0
KAN	TD	2nd	07:31	D.Neal 11 yd rush (#40 T.Allen kick)	13-83, 06:16	7	7
WVU	TD	2nd	00:25	G.Green 5 yd rush (#22 M.Hayes II kick)	8-34, 01:17	14	7
KAN	TD	3rd	09:08	L.Grimm 7 yd pass from #6 J.Daniels (#40 T.Allen kick)	10-75, 05:52	14	14
WVU	FG	3rd	07:03	M.Hayes II 40 yd FG	5-53, 02:05	17	14
KAN	TD	3rd	04:30	D.Hishaw 11 yd rush (#40 T.Allen kick)	5-75, 02:33	17	21
KAN	TD	4th	05:39	L.Grimm 32 yd rush (#40 T.Allen kick)	6-54, 03:40	17	28
WVU	TD	4th	03:27	K.Taylor 8 yd pass from #6 G.Green (#87 K.Taylor pass from #7 T.Ray)	9-75, 02:12	25	28
WVU	TD	4th	00:26	R.Gallagher III 15 yd pass from #6 G.Green (#22 M.Hayes II kick)	7-67, 01:56	32	28

### TEAM STATISTICS

	KAN	WVU
<b>FIRST DOWNS</b>	<b>25</b>	<b>23</b>
Rushing	15	7
Passing	10	14
Penalty	0	2
<b>NET YARDS RUSHING</b>	<b>247</b>	<b>148</b>
Rushing Attempts	47	33
Average Per Rush	5.3	4.5
Rushing Touchdowns	3	2
Yards Gained Rushing	275	162
Yards Lost Rushing	28	14
<b>NET YARDS PASSING</b>	<b>184</b>	<b>295</b>
Completions-Attempts-Int	15-25-1	15-30-2
Average Per Attempt	7.4	9.8
Average Per Completion	12.3	19.7
Passing Touchdowns	1	2
<b>TOTAL OFFENSE YARDS</b>	<b>431</b>	<b>443</b>
Total offense plays	72	63
Average Gain Per Play	6	7
Fumbles: Number-Lost	1-Jan	Jan-00
Penalties: Number-Yards	May-42	20-Mar
<b>PUNTS-YARDS</b>	<b>5-221</b>	<b>4-154</b>
Average Yards Per Punt	44.2	38.5
Net Yards Per Punt	40.6	38.5
Inside 20	1	2
50+ Yards	1	0
Touchbacks	0	0
Fair catch	2	0
<b>KICKOFF-YARDS</b>	<b>5-324</b>	<b>6-383</b>
Average Yards Per Kickoff	64.8	63.8
Net Yards Per Kickoff	41.8	42
Touchbacks	4	4
Fair Catch Yards	0	0
Punt returns: Number-Yards-TD	0-0-0	2/18/00
Average Per Return	0	9
Kickoff returns: Number-Yds-TD	2-31-0	1/15/00
Average Per Return	15.5	15
Interceptions: Number-Yds-TD	2/5/00	1/16/00
Fumble Returns: Number-Yds-TD	0-0-0	0-0-0
Miscellaneous Yards	0	0
Possession Time	36:47:00	23:13
1st Quarter	8:47	6:13
2nd Quarter	9:20	5:40
3rd Quarter	10:37	4:23
4th Quarter	8:03	6:57
Third-Down Conversions	6-13	7-13
Fourth-Down Conversions	2-2	1-1
Red-Zone Scores-Chances	3-3	5-5
Touchdowns	3	4
Field goals	0	0
Sacks By: Number-Yards	3-5	2-20
PAT Kicks	4-4	3-3
2Pts Conversions	0-0	1-1
Field Goals	0-0	1-1
Points off Turnover	7	0

### PASSING STATS

	COMP./ATT./INT.	YARDS	TD	LONG	SACK
Jalon Daniels	15-25-1	184	1	36	2
<b>Totals:</b>	<b>15-25-1</b>	<b>184</b>	<b>1</b>	<b>36</b>	<b>2</b>

### RUSHING STATS

	ATT.	YARDS	TD	LONG	AVG.
Devin Neal	27	110	1	11	4.1
Daniel Hishaw	9	72	1	32	8.0
Luke Grimm	3	55	1	32	18.3
Jalon Daniels	7	11	0	21	1.6
TEAM	1	-1	0	0	-1.0
<b>Totals:</b>	<b>47</b>	<b>247</b>	<b>3</b>	<b>32</b>	<b>5.3</b>

### RECEIVING STATS

	REC.	YARDS	YAC	TD	LONG
Luke Grimm	6	75	15	1	22
Lawrence Arnold	2	46	9	0	36
Jared Casey	2	25	15	0	16
Quentin Skinner	2	22	1	0	14
Trevor Kardell	1	9	2	0	9
Daniel Hishaw	1	5	4	0	5
Devin Neal	1	2	0	0	2
<b>Totals:</b>	<b>15</b>	<b>184</b>	<b>46</b>	<b>1</b>	<b>36</b>

### DEFENSE STATS

	S/A/TOTAL	SACKS/YDS	TFL/YDS	FF/FR	INT/YDS
O.J. Burroughs	6/0/6	0/0	0/0	0/0	0/0
Devin Dye	5/1/6	0/0	0/0	0/0	0/0
Marvin Grant	4/2/6	0/0	0/0	0/0	0/0
Mello Dotson	4/1/5	0/0	0/0	0/0	1/0
Cornell Wheeler	3/2/5	0/0	0/0	0/0	0/0
Caleb Taylor	1/2/3	0/0	0/0	0/0	0/0
Dean Miller	0/3/3	0/0	0.5/1	0/0	0/0
DJ Withers	2/0/2	0/0	1.0/4	0/0	0/0
Cobee Bryant	2/0/2	0/0	0/0	0/0	1/5
Jereme Robinson	1/1/2	1.0/1	1.0/1	0/0	0/0
JB Brown	1/1/2	1.0/2	1.0/2	0/0	0/0
Tommy Dunn Jr.	1/1/2	0/0	0.5/0	0/0	0/0
Dylan Wudke	0/2/2	0/0	0/0	0/0	0/0
Bryce Foster	1/0/1	0/0	0/0	0/0	0/0
Torry Locklin	1/0/1	0/0	0/0	0/0	0/0
Jameel Croft	1/0/1	0/0	0/0	0/0	0/0
Blake Herold	1/0/1	1.0/2	1.0/2	0/0	0/0
Kenean Caldwell	0/1/1	0/0	0/0	0/0	0/0
Jalen Todd	0/1/1	0/0	0/0	0/0	0/0
Taiwan Berryhill	0/1/1	0/0	0/0	0/0	0/0
Bai Jobe	0/1/1	0/0	0/0	0/0	0/0





## GAME 5: TCU 38, KANSAS 27

Saturday, Sept. 28, 2024

Kansas City, Mo. | GEHA Field at Arrowhead Stadium | Attendance: 47,928



	1st	2nd	3rd	4th	Final
TCU (3-2)	7	14	7	10	38
Kansas (1-4)	14	3	7	3	27

### SCORING SUMMARY

TEAM	TD/FG	QTR	TIME		DRIVE	TCU	KAN
KAN	TD	1st	10:18	L.Grimm 15 yd pass from J.Daniels (T.Allen kick)	4-54, 02:02	0	7
TCU	TD	1st	08:29	J.Bech 35 yd pass from J.Hoover (K.Lemmermann kick)	5-92, 01:47	7	7
KAN	TD	1st	03:59	D.Neal 2 yd rush (T.Allen kick)	10-71, 04:25	7	14
TCU	TD	2nd	13:59	C.Cook 3 yd rush (K.Lemmermann kick)	12-75, 05:10	14	14
KAN	FG	2nd	02:57	T.Allen 24 yd FG	4-0, 00:58	14	17
TCY	TD	2nd	00:17	J.Bech 7 yd pass from J.Hoover (K.Lemmermann kick)	11-75, 02:40	21	17
KAN	TD	3rd	08:58	D.Hishaw 8 yd rush (T.Allen kick)	11-75, 06:02	21	24
TCU	TD	3rd	01:46	J.Richardson 89 yd punt return (K.Lemmermann kick)	02:10	28	24
KAN	FG	4th	12:07	T.Allen 41 yd FG	10-42, 04:39	28	27
TCU	TD	4th	11:20	E.McAlister 59 yd pass from J.Hoover (K.Lemmermann kick)	2-75, 00:47	35	27
TCU	FG	4th	03:02	K.Lemmermann 29 yd FG	12-57, 06:07	38	27

### TEAM STATISTICS

	TCU	KAN
<b>FIRST DOWNS</b>	<b>26</b>	<b>20</b>
Rushing	11	11
Passing	15	6
Penalty	0	3
<b>NET YARDS RUSHING</b>	<b>151</b>	<b>167</b>
Rushing Attempts	35	34
Average Per Rush	4.3	4.9
Rushing Touchdowns	1	2
Yards Gained Rushing	164	180
Yards Lost Rushing	13	13
<b>NET YARDS PASSING</b>	<b>356</b>	<b>179</b>
Completions-Attempts-Int	28-37-2	15-34-1
Average Per Attempt	9.6	5.3
Average Per Completion	12.7	11.9
Passing Touchdowns	3	1
<b>TOTAL OFFENSE YARDS</b>	<b>507</b>	<b>346</b>
Total offense plays	72	68
Average Gain Per Play	7.0	5.1
Fumbles: Number-Lost	1-1	0-0
Penalties: Number-Yards	5-52	6-50
<b>PUNTS-YARDS</b>	<b>2-57</b>	<b>5-235</b>
Average Yards Per Punt	28.5	47.0
Net Yards Per Punt	28.5	24.8
Inside 20	1	1
50+ Yards	0	1
Touchbacks	0	0
Fair catch	2	0
<b>KICKOFF-YARDS</b>	<b>7-357</b>	<b>6-387</b>
Average Yards Per Kickoff	51.0	64.5
Net Yards Per Kickoff	35	41.7
Touchbacks	1	4
Fair Catch Yards	0	23
Punt returns: Number-Yards-TD	3-111-1	0-0-0
Average Per Return	37.0	0.0
Kickoff returns: Number-Yds-TD	1-14-0	5-64-0
Average Per Return	14.0	12.8
Interceptions: Number-Yds-TD	1-0-0	2-32-0
Fumble Returns: Number-Yds-TD	0-0-0	0-0-0
Miscellaneous Yards	0	0
Possession Time	28:24	31:36
1st Quarter	08:28	06:32
2nd Quarter	07:58	07:02
3rd Quarter	03:46	11:14
4th Quarter	08:12	06:48
Third-Down Conversions	5-11	9-17
Fourth-Down Conversions	1-1	0-1
Red-Zone Scores-Chances	3-3	4-4
Touchdowns	2	3
Field goals	1	1
Sacks By: Number-Yards	1-12	1-8
PAT Kicks	5-5	3-3
2Pts Conversions	0-0	0-0
Field Goals	1-2	2-2
Points off Turnover	0	10

### PASSING STATS

	COMP./ATT./INT.	YARDS	TD	LONG	SACK
Jalon Daniels	15-34-1	179	1	33	1
<b>Totals:</b>	<b>15-34-1</b>	<b>179</b>	<b>1</b>	<b>33</b>	<b>1</b>

### RUSHING STATS

	ATT.	YARDS	TD	LONG	AVG.
Daniel Hishaw	13	85	1	15	6.5
Devin Neal	14	70	1	16	5.0
Jalon Daniels	4	6	0	11	1.5
Torry Locklin	1	5	0	5	5.0
Quentin Skinner	1	2	0	2	2.0
TEAM	1	-1	0	0	-1.0
<b>Totals:</b>	<b>34</b>	<b>167</b>	<b>2</b>	<b>16</b>	<b>4.9</b>

### RECEIVING STATS

	REC.	YARDS	YAC	TD	LONG
Luke Grimm	6	85	28	1	33
Lawrence Arnold	3	32	6	0	13
Jared Casey	2	35	19	0	26
Quentin Skinner	2	16	6	0	9
Doug Emilien	1	8	4	0	8
Devin Neal	1	3	3	0	3
Torry Locklin	0	0	0	0	0
Trevor Kardell	0	0	0	0	0
<b>Totals:</b>	<b>15</b>	<b>179</b>	<b>66</b>	<b>1</b>	<b>33</b>

### DEFENSE STATS

	S/A/TOTAL	SACKS/YDS	TFL/YDS	FF/FR	INT/YDS
Cobee Bryant	6/4/10	0.0/0	0.5/1	1/0	0/0
JB Brown	6/1/7	1.0/8	1.0/8	0/0	0/0
Taiwan Berryhill	6/1/7	0.0/0	0.5/0	0/0	0/0
Jalen Dye	5/2/7	0.0/0	0.0/0	0/0	0/0
Mello Dotson	6/0/6	0.0/0	0.0/0	0/0	1/0
Marvin Grant	4/1/5	0.0/0	0.0/0	0/0	0/0
O.J. Burroughs	3/1/4	0.0/0	0.0/0	0/0	1/32
Dean Miller	3/0/3	0.0/0	0.0/0	0/0	0/0
Damarius McGhee	2/1/3	0.0/0	0.0/0	0/0	0/0
DJ Withers	2/0/2	0.0/0	0.0/0	0/0	0/0
Bai Jobe	1/1/2	0.0/0	0.0/0	0/0	0/0
Jereme Robinson	1/0/1	0.0/0	0.0/0	0/0	0/0
Jared Casey	1/0/1	0.0/0	0.0/0	0/0	0/0
Blake Herold	1/0/1	0.0/0	0.0/0	0/0	0/0
Caleb Taylor	1/0/1	0.0/0	0.0/0	0/0	0/0
Jameel Croft	1/0/1	0.0/0	0.0/0	0/0	0/0
Dylan Wudke	1/0/1	0.0/0	1.0/2	0/1	0-0
<b>Totals</b>	<b>50/12/62</b>	<b>1.0-8</b>	<b>3.0-11</b>	<b>1/1</b>	<b>2/32</b>



## GAME 6: ARIZONA STATE 35, KANSAS 31

Saturday, Oct. 5, 2024

Tempe, Ariz. | Mountain America Stadium | Attendance: 54,639



	1st	2nd	3rd	4th	Final
Kansas (1-5)	7	7	3	14	31
Arizona State (4-1)	7	7	0	21	35

### SCORING SUMMARY

TEAM	TD/FG	QTR	TIME		DRIVE	KAN	ASU
ASU	TD	1st	11:48	X.Guillory 28 yd pass from S.Leavitt (I.Hershey kick)	7-75, 03:12	0	7
KAN	TD	1st	06:30	J.Daniels 22 yd run (T.Allen kick)	10-75, 05:18	7	7
KAN	TD	2nd	11:50	Q.Skinner 30 yd pass from J.Daniels (T.Allen kick)	10-85, 05:03	14	7
ASU	TD	2nd	00:26	C.Metayer 20 yd pass from S.Leavitt (C.Kieffer kick)	4-58, 00:52	14	14
KAN	FG	3rd	10:04	T.Allen 20 yd field goal	13-73, 04:56	17	14
ASU	TD	4th	14:56	C.Skattebob 1 yd run (C.Kieffer kick)	10-48, 05:21	17	21
KAN	TD	4th	10:49	D.Neal 31 yd run (T.Allen kick)	8-75, 04:07	24	21
ASU	TD	4th	06:19	J.Tyson 31 yd pass from S.Leavitt (C.Kieffer kick)	10-75, 04:30	24	28
KAN	TD	4th	02:04	Q.Skinner 34 yd pass from J.Daniels (T.Allen kick)	7-69, 04:09	31	28
ASU	TD	4th	00:16	J.Tyson 3 yd pass from S.Leavitt (C.Kieffer kick)	8-75, 01:48	31	35

### TEAM STATISTICS

	KAN	ASU
<b>FIRST DOWNS</b>	<b>23</b>	<b>28</b>
Rushing	8	18
Passing	12	7
Penalty	3	3
<b>NET YARDS RUSHING</b>	<b>151</b>	<b>309</b>
Rushing Attempts	33	45
Average Per Rush	4.6	6.9
Rushing Touchdowns	2	1
Yards Gained Rushing	173	325
Yards Lost Rushing	22	16
<b>NET YARDS PASSING</b>	<b>260</b>	<b>172</b>
Completions-Attempts-Int	18-31-0	15-25-1
Average Per Attempt	8.4	6.9
Average Per Completion	14.4	11.5
Passing Touchdowns	2	4
<b>TOTAL OFFENSE YARDS</b>	<b>411</b>	<b>481</b>
Total offense plays	64	70
Average Gain Per Play	6.4	6.9
Fumbles: Number-Lost	1-00	1-1
Penalties: Number-Yards	6-55	8-70
<b>PUNTS-YARDS</b>	<b>4-163</b>	<b>2-95</b>
Average Yards Per Punt	40.8	47.5
Net Yards Per Punt	31.8	47.5
Inside 20	1	2
50+ Yards	1	0
Touchbacks	0	0
Fair catch	3	1
<b>KICKOFF-YARDS</b>	<b>6-390</b>	<b>6-329</b>
Average Yards Per Kickoff	65	54.8
Net Yards Per Kickoff	40	39.5
Touchbacks	6	3
Fair Catch Yards	0	0
Punt returns: Number-Yards-TD	0-0-0	1-36-0
Average Per Return	0	36
Kickoff returns: Number-Yds-TD	2/17/00	0-0-0
Average Per Return	8.5	0
Interceptions: Number-Yds-TD	1-0-0	0-0-0
Fumble Returns: Number-Yds-TD	0-0-0	0-0-0
Miscellaneous Yards	0	0
Possession Time	30:41:00	29:19:00
1st Quarter	9:19	5:41
2nd Quarter	6:13	8:47
3rd Quarter	6:31	8:29
4th Quarter	8:38	6:22
Third-Down Conversions	7-13	6-10
Fourth-Down Conversions	0-0	1-1
Red-Zone Scores-Chances	1-1	3-5
Touchdowns	0	3
Field goals	1	0
Sacks By: Number-Yards	0-0	1-12
PAT Kicks	4-4	5-5
2Pts Conversions	0-0	0-0
Field Goals	1-1	0-1
Points off Turnover	0	0

### PASSING STATS

	COMP./ATT./INT.	YARDS	TD	LONG	SACK
Jalon Daniels	18/31/0	260	2	34	1
<b>Totals:</b>	<b>18/31/0</b>	<b>260</b>	<b>2</b>	<b>34</b>	<b>1</b>

### RUSHING STATS

	ATT.	YARDS	TD	LONG	AVG.
Devin Neal	14	71	1	31	5.1
Daniel Hishaw	10	48	0	12	4.8
Jalon Daniels	6	14	1	22	2.3
Luke Grimm	1	13	0	13	13
Trevor Wilson	1	6	0	6	6
TEAM	1	-1	0	0	-1
<b>Totals:</b>	<b>33</b>	<b>151</b>	<b>2</b>	<b>31</b>	<b>4.6</b>

### RECEIVING STATS

	REC.	YARDS	YAC	TD	LONG
Quentin Skinner	6	130	27	2	34
Luke Grimm	3	37	2	0	21
Devin Neal	3	37	36	0	25
Daniel Hishaw	1	17	11	0	17
Trevor Wilson	1	17	0	0	17
Doug Emilien	1	8	12	0	8
Torry Locklin	1	5	2	0	5
Lawrence Arnold	1	5	1	0	5
Jared Casey	1	4	-3	0	4
<b>Totals:</b>	<b>18</b>	<b>260</b>	<b>88</b>	<b>2</b>	<b>34</b>

### DEFENSE STATS

	S/A/TOTAL	SACKS/YDS	TFL/YDS	FF/FR	INT/YDS
O.J. Burroughs	5/6/11	0.0/0	0.5/1	0/0	0/0
JB Brown	5/3/8	0.0/0	0.0/0	0/0	0/0
Taylor Davis	1/5/6	0.0/0	0.0/0	0/0	0/0
Mello Dotson	4/1/5	0.0/0	0.0/0	1/0	0/0
DJ Withers	3/2/5	0.0/0	0.0/0	0/0	0/0
Dean Miller	3/1/4	0.0/0	2.0/13	0/0	0/0
Bai Jobe	2/2/4	0.0/0	0.0/0	0/0	0/0
Dylan Wudke	2/2/4	0.0/0	0.0/0	0/0	0/0
Taiwan Berryhill	1/3/4	0.0/0	0.0/0	0/0	0/0
Marvin Grant	1/3/4	0.0/0	0.5/2	0/0	0/0
Damarius McGhee	3/0/3	0.0/0	0.0/0	0/0	0/0
Devin Dye	2/0/2	0.0/0	0.0/0	0/0	1/0
Tommy Dunn Jr.	1/1/2	0.0/0	0.0/0	0/0	0/0
Cobee Bryant	1/1/2	0.0/0	0.0/0	0/0	0/0
Caleb Taylor	0/2/2	0.0/0	0.0/0	0/0	0/0
Blake Herold	1/0/1	0.0/0	0.0/0	0/0	0/0
Jereme Robinson	1/0/1	0.0/0	0.0/0	0/0	0/0
Tristian Fletcher	1/0/1	0.0/0	0.0/0	0/0	0/0
Jared Casey	1/0/1	0.0/0	0.0/0	0/0	0/0
Jayson Gilliom	1/0/1	0.0/0	0.0/0	0/0	0/0
Jalen Todd	1/0/1	0.0/0	0.0/0	0/0	0/0
<b>Totals</b>	<b>40/32/72</b>	<b>0.0/0</b>	<b>3.0/16</b>	<b>1/0</b>	<b>1/0</b>





# GAME 7: KANSAS 42, HOUSTON 14

Saturday, Oct. 19, 2024

Kansas City, Mo. | GEHA Field at Arrowhead Stadium | Attendance: 38,619



	1st	2nd	3rd	4th	Final
Houston (2-5)	0	14	0	0	14
Kansas (2-5)	14	14	0	14	42

## SCORING SUMMARY

TEAM	TD/FG	QTR	TIME		DRIVE	HOU	KAN
KAN	TD	1st	05:56	J.Casey 2 yd pass from J.Daniels (T.Allen kick)	15-71, 08:59	0	7
KAN	TD	1st	02:37	Q.Skinner 48 yd pass from J.Daniels (T.Allen kick)	1-48, 00:09	0	14
KAN	TD	2nd	10:59	D.Neal 2 yd rush (T.Allen kick)	6-84, 03:19	0	21
HOU	TD	2nd	06:18	S.Sneed 23 yd pass from D.Smith (J.Martin kick)	9-66, 04:34	7	21
KAN	TD	2nd	03:33	J.Casey 3 yd pass from J.Daniels (T.Allen kick)	7-75, 02:45	7	28
HOU	TD	2nd	01:35	M.Mews 52 yd pass from D.Smith (J.Martin kick)	5-75, 01:58	14	28
KAN	TD	4th	14:21	J.Daniels 8 yd rush (T.Allen kick)	8-87, 04:56	14	35
KAN	TD	4th	06:50	D.Neal 5 yd rush (T.Allen kick)	3-70, 01:36	14	42

## TEAM STATISTICS

	HOU	KAN
<b>FIRST DOWNS</b>	<b>20</b>	<b>21</b>
Rushing	8	12
Passing	10	8
Penalty	2	1
<b>NET YARDS RUSHING</b>	<b>98</b>	<b>220</b>
Rushing Attempts	32	33
Average Per Rush	3.1	6.7
Rushing Touchdowns	0	3
Yards Gained Rushing	139	237
Yards Lost Rushing	41	17
<b>NET YARDS PASSING</b>	<b>237</b>	<b>247</b>
Completions-Attempts-Int	21-33-4	16-21-0
Average Per Attempt	7.2	11.8
Average Per Completion	11.3	15.4
Passing Touchdowns	2	3
<b>TOTAL OFFENSE YARDS</b>	<b>335</b>	<b>467</b>
Total offense plays	65	54
Average Gain Per Play	5.2	8.6
Fumbles: Number-Lost	0-0	0-0
Penalties: Number-Yards	4-43	6-59
<b>PUNTS-YARDS</b>	<b>2-72</b>	<b>2-76</b>
Average Yards Per Punt	36	38
Net Yards Per Punt	36	37
Inside 20	2	0
50+ Yards	0	0
Touchbacks	0	0
Fair catch	2	0
<b>KICKOFF-YARDS</b>	<b>3-192</b>	<b>7-455</b>
Average Yards Per Kickoff	64	65
Net Yards Per Kickoff	43.3	38.7
Touchbacks	1	6
Fair Catch Yards	0	0
Punt returns: Number-Yards-TD	1-2-00	0-0-0
Average Per Return	2	0
Kickoff returns: Number-Yds-TD	1-34-0	2-37-0
Average Per Return	34	18.5
Interceptions: Number-Yds-TD	0-0-0	4-25-00
Fumble Returns: Number-Yds-TD	0-0-0	0-0-0
Miscellaneous Yards	0	0
Possession Time	31:41:00	28:19:00
1st Quarter	5:47	9:13
2nd Quarter	7:57	7:03
3rd Quarter	9:14	5:46
4th Quarter	8:43	6:17
Third-Down Conversions	5-14	3-7
Fourth-Down Conversions	2-4	1-1
Red-Zone Scores-Chances	0-1	5-5
Touchdowns	0	5
Field goals	0	0
Sacks By: Number-Yards	0-0	6-37
PAT Kicks	2-2	6-6
2Pts Conversions	0-0	0-0
Field Goals	0-0	0-1
Points off Turnover	0	7

## PASSING STATS

	COMP./ATT./INT.	YARDS	TD	LONG	SACK
Jalon Daniels	16-21-0	247	3	48	0
<b>Totals:</b>	<b>16-21-0</b>	<b>247</b>	<b>3</b>	<b>48</b>	<b>0</b>

## RUSHING STATS

	ATT.	YARDS	TD	LONG	AVG.
Devin Neal	17	110	2	54	6.4
Jalon Daniels	7	58	1	15	8.3
Luke Grimm	1	37	0	37	37
Cole Ballard	1	16	0	16	16
Daniel Hishaw	2	9	0	9	4
Sevion Morrison	1	7	0	7	7
TEAM	3	0	0	0	-1
Trevor Wilson	1	0	0	0	-11
<b>Totals:</b>	<b>33</b>	<b>237</b>	<b>3</b>	<b>54</b>	<b>6.7</b>

## RECEIVING STATS

	REC.	YARDS	YAC	TD	LONG
Lawrence Arnold	4	80	19	0	40
Trevor Kardell	3	39	9	0	32
Devin Neal	3	26	20	0	10
Quentin Skinner	2	59	7	1	48
Jared Casey	2	5	1	2	3
Trevor Wilson	1	29	0	0	29
Luke Grimm	1	9	6	0	9
<b>Totals:</b>	<b>16</b>	<b>247</b>	<b>62</b>	<b>3</b>	<b>48</b>

## DEFENSE STATS

	S/A/TOTAL	SACKS/YDS	TFL/YDS	FF/FR	INT/YDS
O.J. Burroughs	6/1/7	0.0/0	1.0/1	0/0	0/0
JB Brown	5/1/6	2.0/13	3.0/15	0/0	0/0
Marvin Grant	4/1/5	1.0/6	1.0/6	0/0	0/0
Taylor Davis	4/0/4	0.0/0	0.0/0	0/0	0/0
Taiwan Berryhill	4/0/4	0.0/0	0.0/0	0/0	0/0
Dean Miller	4/0/4	2.0/8	2.0/8	0/0	0/0
Cornell Wheeler	4/0/4	0.0/0	0.0/0	0/0	1/4
DJ Withers	3/0/3	2.0/12	2.0/12	0/0	0/0
Cobee Bryant	2/1/3	0.0/0	1.0/5	0/0	3/21
Dylan Wudke	2/0/2	0.0/0	0.0/0	0/0	0/0
Tabor Allen	1/0/1	0.0/0	0.0/0	0/0	0/0
Blake Herold	1/0/1	0.0/0	1.0/5	0/0	0/0
Jereme Robinson	1/0/1	0.0/0	1.0/1	0/0	0/0
Torry Locklin	1/0/1	0.0/0	0.0/0	0/0	0/0
Mello Dotson	1/0/1	0.0/0	0.0/0	0/0	0/0
Tommy Dunn Jr.	1/0/1	0.0/0	0.0/0	0/0	0/0
Jayson Gilliom	1/0/1	0.0/0	0.0/0	0/0	0/0
Dylan Downing	1/0/1	0.0/0	0.0/0	0/0	0/0
Caleb Taylor	0/0/0	0.0/0	0.0/0	0/0	0/0
<b>Totals</b>	<b>46/4/50</b>	<b>7.0/39</b>	<b>12.0/53</b>	<b>0/0</b>	<b>4/25</b>



# GAME 8: #17 KANSAS STATE 29, KANSAS 27

Saturday, Oct. 26, 2024

Manhattan, Kan. | Bill Snyder Family Stadium | Attendance: 52,074



	1st	2nd	3rd	4th	Final
Kansas (2-6)	7	7	13	0	27
Kansas State (7-1)	0	16	7	6	29

## SCORING SUMMARY

TEAM	TD/FG	QTR	TIME		DRIVE	KAN	KSTATE
KAN	TD	1st	08:51	S.Morrison 38 yd rush (T.Allen kick)	11-75, 06:09	7	0
KSTATE	TD	2nd	11:09	W.Anciaux 24 yd pass from A.Johnson (C.Tennant kick)	13-95, 06:35	7	7
KSTATE	SAFETY	2nd	11:02	D.Ilallo SAFETY	00:06	7	9
KSTATE	TD	2nd	07:13	G.Oakley 2 yd pass from A.Johnson (C.Tennant kick)	8-59, 03:43	7	16
KAN	TD	2nd	03:29	L.Grimm 10 yd pass from J.Daniels (T.Allen kick)	6-75, 03:44	14	16
KSTATE	TD	3rd	13:15	A.Johnson 10 yd rush (C.Tennant kick)	4-75, 01:45	14	23
KAN	TD	3rd	08:54	D.Neal 24 yd rush (T.Allen kick missed)	9-65, 04:21	20	23
KAN	TD	3rd	00:36	J.Daniels 8 yd rush (T.Allen kick)	3-54, 01:31	27	23
KSTATE	FG	4th	13:23	C.Tennant 28 yd FG	7-66, 02:13	27	26
KSTATE	FG	4th	01:42	C.Tennant 51 yd FG	7-15, 02:02	27	29

## TEAM STATISTICS

	KAN	KSTATE
<b>FIRST DOWNS</b>	<b>23</b>	<b>22</b>
Rushing	9	12
Passing	11	10
Penalty	3	0
<b>NET YARDS RUSHING</b>	<b>192</b>	<b>226</b>
Rushing Attempts	34	38
Average Per Rush	5.6	5.9
Rushing Touchdowns	3	1
Yards Gained Rushing	206	252
Yards Lost Rushing	14	26
<b>NET YARDS PASSING</b>	<b>209</b>	<b>253</b>
Completions-Attempts-Int	18-31-1	19-34-0
Average Per Attempt	6.7	7.4
Average Per Completion	11.6	13.3
Passing Touchdowns	1	2
<b>TOTAL OFFENSE YARDS</b>	<b>401</b>	<b>479</b>
Total offense plays	65	72
Average Gain Per Play	6.2	6.7
Fumbles: Number-Lost	3-1	1-1
Penalties: Number-Yards	5-25	4-50
<b>PUNTS-YARDS</b>	<b>4-164</b>	<b>4-152</b>
Average Yards Per Punt	41	38
Net Yards Per Punt	36	38
Inside 20	1	3
50+ Yards	0	0
Touchbacks	1	0
Fair catch	2	3
<b>KICKOFF-YARDS</b>	<b>6-392</b>	<b>6-354</b>
Average Yards Per Kickoff	65.3	59
Net Yards Per Kickoff	39.8	42.3
Touchbacks	5	4
Fair Catch Yards	0	0
Punt returns: Number-Yards-TD	0-0-0	0-0-0
Average Per Return	0	0
Kickoff returns: Number-Yds-TD	1-0-0	1/28/00
Average Per Return	0	28
Interceptions: Number-Yds-TD	0-0-0	1-49-0
Fumble Returns: Number-Yds-TD	0-0-0	0-0-0
Miscellaneous Yards	0	0
Possession Time	27:40:00	32:20:00
1st Quarter	8:39	6:21
2nd Quarter	5:17	9:43
3rd Quarter	8:10	6:50
4th Quarter	5:34	9:26
Third-Down Conversions	8-13	6-15
Fourth-Down Conversions	0-1	1-2
Red-Zone Scores-Chances	2-2	3-2
Touchdowns	2	2
Field goals	0	1
Sacks By: Number-Yards	2-18	1-12
PAT Kicks	3-4	3-3
2Pts Conversions	0-0	0-0
Field Goals	0-0	2-2
Points off Turnover	0	3

## PASSING STATS

	COMP./ATT./INT.	YARDS	TD	LONG	SACK
Jalon Daniels	18-31-1	209	1	42	1
<b>Totals:</b>	<b>18-31-1</b>	<b>209</b>	<b>1</b>	<b>42</b>	<b>1</b>

## RUSHING STATS

	ATT.	YARDS	TD	LONG	AVG.
Jalon Daniels	15	66	1	11	4.4
Devin Neal	13	66	1	24	5.1
Sevion Morrison	3	45	1	38	15
Luke Grimm	2	9	0	8	4.5
Cole Ballard	1	6	0	6	6
<b>Totals:</b>	<b>34</b>	<b>192</b>	<b>3</b>	<b>38</b>	<b>5.6</b>

## RECEIVING STATS

	REC.	YARDS	YAC	TD	LONG
Devin Neal	5	36	41	0	11
Trevor Wilson	4	69	11	0	36
Luke Grimm	4	66	12	1	42
Lawrence Arnold	3	24	4	0	12
Jared Casey	2	14	17	0	11
<b>Totals:</b>	<b>18</b>	<b>209</b>	<b>85</b>	<b>1</b>	<b>42</b>

## DEFENSE STATS

	S/A/TOTAL	SACKS/YDS	TFL/YDS	FF/FR	INT/YDS
JB Brown	4/4/8	0.0/0	0.0/0	0/1	0/0
Cornell Wheeler	4/2/6	0.0/0	0.0/0	0/0	0/0
O.J. Burroughs	5/0/5	0.0/0	0.0/0	0/0	0/0
Taylor Davis	4/1/5	0.0/0	0.0/0	0/0	0/0
Jayson Gilliom	3/2/5	0.0/0	0.0/0	0/0	0/0
Mello Dotson	2/2/4	0.0/0	0.0/0	0/0	0/0
Dean Miller	1/2/3	0.0/0	0.0/0	0/0	0/0
Jereme Robinson	2/0/2	1.0/5	1.0/5	1/0	0/0
Dylan Wudke	2/0/2	0.0/0	0.0/0	0/0	0/0
Kaleb Purdy	2/0/2	0.0/0	0.0/0	0/0	0/0
Caleb Taylor	2/0/2	0.0/0	2.0/5	0/0	0/0
Taiwan Berryhill	2/0/2	0.0/0	0.0/0	0/0	0/0
Marvin Grant	2/0/2	1.0/13	1.0/13	0/0	0/0
DJ Withers	1/1/2	0.0/0	0.0/0	0/0	0/0
Cobee Bryant	1/0/1	0.0/0	0.0/0	0/0	0/0
Javier Derritt	1/0/1	0.0/0	0.0/0	0/0	0/0
Trevor Wilson	1/0/1	0.0/0	0.0/0	0/0	0/0
<b>Totals</b>	<b>39/14/53</b>	<b>2.0/18</b>	<b>4.0/23</b>	<b>1/1</b>	<b>0/0</b>





# GAME 9: KANSAS 45, #17 IOWA STATE 36

Saturday, Nov. 9, 2024

Kansas City, Mo. | GEHA Field at Arrowhead Stadium | Attendance: 51,109



	1st	2nd	3rd	4th	Final
Iowa State (7-2)	7	6	7	16	36
Kansas (3-6)	14	17	7	7	45

## SCORING SUMMARY

TEAM	TD/FG	QTR	TIME		DRIVE	ISU	KAN
ISU	TD	1st	09:02	J.Noel 27 yd pass from R.Becht (K.Konrardy kick)	7-99, 03:38	7	0
KAN	TD	1st	08:13	L.Grimm 70 yd pass from J.Daniels (T.Allen kick)	2-74, 00:43	7	7
KAN	TD	1st	00:19	D.Neal 13 yd rush (T.Allen kick)	8-90, 04:04	7	14
KAN	TD	2nd	10:32	Q.Skinner 24 yd pass from J.Daniels (T.Allen kick)	6-73, 03:01	7	21
ISU	FG	2nd	07:06	K.Konrardy 22 yd FG	10-71, 03:26	10	21
KAN	TD	2nd	04:43	J.Daniels 2 yd rush (T.Allen kick)	5-76, 02:16	10	28
KAN	FG	2nd	01:01	T.Allen 47 yd FG	9-32, 02:46	10	31
ISU	FG	2nd	00:00	K.Konrardy 38 yd FG	9-55, 01:01	13	31
KAN	TD	3rd	06:27	D.Neal 10 yd rush (T.Allen kick)	11-59, 05:39	13	38
ISU	TD	3rd	04:06	C.Hansen 11 yd rush (K.Konrardy kick)	5-75, 02:21	20	38
ISU	TD	4th	11:03	J.Jackson 27 yd pass from R.Becht (R.Becht rush)	6-80, 01:48	28	38
KAN	TD	4th	05:58	M.Dotson 25 yd interception return (T.Allen kick)	00:48	28	45
ISU	TD	4th	02:41	J.Noel 18 yd pass from R.Becht (J.Higgins pass from R.Becht)	3-42, 00:42	36	45

## TEAM STATISTICS

	ISU	KAN
<b>FIRST DOWNS</b>	<b>23</b>	<b>25</b>
Rushing	5	14
Passing	16	10
Penalty	2	1
<b>NET YARDS RUSHING</b>	<b>78</b>	<b>237</b>
Rushing Attempts	24	46
Average Per Rush	3.2	5.2
Rushing Touchdowns	1	3
Yards Gained Rushing	95	248
Yards Lost Rushing	17	11
<b>NET YARDS PASSING</b>	<b>383</b>	<b>295</b>
Completions-Attempts-Int	24-38-1	12/24/00
Average Per Attempt	10.1	12.3
Average Per Completion	16	24.6
Passing Touchdowns	3	2
<b>TOTAL OFFENSE YARDS</b>	<b>461</b>	<b>532</b>
Total offense plays	62	70
Average Gain Per Play	7.4	7.6
Fumbles: Number-Lost	0-0	1-00
Penalties: Number-Yards	6-37	4-32
<b>PUNTS-YARDS</b>	<b>4-193</b>	<b>3-98</b>
Average Yards Per Punt	48.2	32.7
Net Yards Per Punt	47.2	32.7
Inside 20	2	2
50+ Yards	3	0
Touchbacks	0	0
Fair catch	2	0
<b>KICKOFF-YARDS</b>	<b>5-313</b>	<b>8-513</b>
Average Yards Per Kickoff	62.6	64.1
Net Yards Per Kickoff	38.8	38.5
Touchbacks	1	7
Fair Catch Yards	22	0
Punt returns: Number-Yards-TD	0-0-0	2/4/00
Average Per Return	0	2
Kickoff returns: Number-Yds-TD	1/30/00	3-72-0
Average Per Return	30	24
Interceptions: Number-Yds-TD	0-0-0	1/25/01
Fumble Returns: Number-Yds-TD	0-0-0	0-0-0
Miscellaneous Yards	0	0
Possession Time	24:43:00	35:17:00
1st Quarter	7:47	7:13
2nd Quarter	6:50	8:10
3rd Quarter	5:15	9:45
4th Quarter	4:51	10:09
Third-Down Conversions	4-11	7-13
Fourth-Down Conversions	0-1	0-0
Red-Zone Scores-Chances	4-4	4-5
Touchdowns	2	4
Field goals	2	0
Sacks By: Number-Yards	0-0	3-14
PAT Kicks	2-2	6-6
2Pts Conversions	2-2	0-0
Field Goals	2-2	1-2
Points off Turnover	0	7

## PASSING STATS

	COMP./ATT./INT.	YARDS	TD	LONG	SACK
Jalon Daniels	12/24/00	295	2	70	0
<b>Totals:</b>	<b>12/24/00</b>	<b>295</b>	<b>2</b>	<b>70</b>	<b>0</b>

## RUSHING STATS

	ATT.	YARDS	TD	LONG	AVG.
Devin Neal	18	116	2	14	6.4
Jalon Daniels	12	74	1	12	5.7
Daniel Hishaw	12	58	0	13	4.7
Torry Locklin	1	0	0	0	0
TEAM	3	0	0	0	-1
<b>Totals:</b>	<b>46</b>	<b>248</b>	<b>3</b>	<b>14</b>	<b>5.2</b>

## RECEIVING STATS

	REC.	YARDS	YAC	TD	LONG
Quentin Skinner	4	135	40	1	62
Luke Grimm	2	76	38	1	70
Trevor Kardell	2	24	4	0	13
Devin Neal	2	22	14	0	22
Torry Locklin	1	31	13	0	31
Jared Casey	1	7	1	0	7
<b>Totals:</b>	<b>12</b>	<b>295</b>	<b>110</b>	<b>2</b>	<b>70</b>

## DEFENSE STATS

	S/A/TOTAL	SACKS/YDS	TFL/YDS	FF/FR	INT/YDS
JB Brown	7/3/10	0.0/0	0.0/0	0/0	0/0
Cornell Wheeler	1/8/9	0.0/0	1.0/2	0/0	0/0
Cobee Bryant	3/2/5	0.0/0	0.0/0	0/0	0/0
O.J. Burroughs	2/3/5	0.0/0	0.0/0	0/0	0/0
Blake Herold	2/2/4	0.0/0	0.5/0	0/0	0/0
Taylor Davis	2/1/3	0.0/0	0.0/0	0/0	0/0
Jereme Robinson	1/1/2	1.0/2	1.0/2	0/0	0/0
Jayson Gilliom	1/1/2	0.0/0	0.5/1	0/0	0/0
Caleb Taylor	1/1/2	1.0/4	1.0/4	0/0	0/0
Devin Dye	0/2/2	0.0/0	0.0/0	0/0	0/0
Marvin Grant	0/2/2	0.0/0	0.0/0	0/0	0/0
Dylan Wudke	0/2/2	0.0/0	0.0/0	0/0	0/0
Dean Miller	1/0/1	1.0/8	1.0/8	0/0	0/0
DJ Warner	1/0/1	0.0/0	0.0/0	0/0	0/0
Taiwan Berryhill	1/0/1	0.0/0	0.0/0	0/0	0/0
Ronald McGee	1/0/1	0.0/0	0.0/0	0/0	0/0
Kaleb Purdy	1/0/1	0.0/0	0.0/0	0/0	0/0
Mello Dotson	1/0/1	0.0/0	0.0/0	0/0	1/25
<b>Totals:</b>	<b>26/28/54</b>	<b>3.0/14</b>	<b>5.0/17</b>	<b>0/0</b>	<b>1/25</b>

2024 RESULTS

DATE	OPPONENT	SCORE	RESULT	ATTENDANCE
Aug. 29	Lindenwood	W	48-3	20,829
Sept. 7	at Illinois	L	17-23	60,670
Sept. 13	UNLV	L	20-23	21,493
Sept. 21	at West Virginia*	L	28-32	54,428
Sept. 28	TCU*	L	27-38	47,928
Oct. 5	at Arizona State*	L	31-35	54,639
Oct. 19	Houston*	W	42-14	38,619
Oct. 26	at Kansas State*	L	27-29	52,074
Nov. 9	Iowa State*	W	45-36	51,109
Nov. 16	at BYU*			
Nov. 23	Colorado*			
Nov. 30	at Baylor*			

\*Big 12 Conference Game, % Sellout

TEAM STATISTICS

	KU	OPP.
SCORING	285	233
POINTS PER GAME	31.7	25.9
POINTS OFF TURNOVERS	37	23
FIRST DOWNS	198	185
RUSHING	101	83
PASSING	82	89
PENALTY	15	13
RUSHING YARDAGE	1922	1345
YARDS GAINED RUSHING	2053	1547
YARDS LOST RUSHING	131	202
RUSHING ATTEMPTS	339	315
AVERAGE PER RUSH	5.7	4.3
AVERAGE PER GAME	213.6	149.4
TDS RUSHING	22	8
PASSING YARDAGE	1867	2101
COMP-ATT-INT	138-243-9	163-271-11
AVERAGE PER PASS	7.7	7.8
AVERAGE PER CATCH	13.5	12.9
AVERAGE PER GAME	207.4	233.4
TDS PASSING	14	17
TOTAL OFFENSE	3789	3446
TOTAL PLAYS	582	586
AVERAGE PER PLAY	6.5	5.9
AVERAGE PER GAME	421	382.9
KICK RETURNS: #-YARDS	21-339	7-155
PUNT RETURNS: #-YARDS	5-26	11-185
INT RETURNS: #-YARDS	11-120	9-172
KICK RETURN AVERAGE	16.1	22.1
PUNT RETURN AVERAGE	5.2	16.8
INT RETURN AVERAGE	10.9	19.1
FUMBLES-LOST	9-4	7-4
PENALTIES-YARDS	45-401	41-379
AVERAGE PER GAME	44.6	42.1
PUNTS-YARDS	28-1205	32-1290
AVERAGE PER PUNT	43	40.3
NET PUNT AVERAGE	35	39
KICKOFFS-YARDS	55-3564	46-2747
AVERAGE PER KICK	64.8	59.7
NET KICK AVERAGE	40.2	40.1
TIME OF POSSESSION / GAME	31:04:00	28:56:00
3RD-DOWN CONVERSION	57/110	48/118
3RD-DOWN PCT	52%	41%
4TH-DOWN CONVERSION	7-11	10-15
4TH-DOWN PCT	64%	67%
SACKS BY-YARDS	22-128	8-67
MISC YARDS	0	0
TOUCHDOWNS SCORED	38	27
FIELD GOALS - ATTEMPTS	7-9	13-16
ON-SIDE KICKS	0-0	0-1
RED-ZONE SCORES	(30-31) 97%	(25-30) 83%
RED-ZONE TOUCHDOWNS	(25-31) 81%	(15-30) 50%
PAT-ATTEMPTS	(36-38) 95%	(24-24) 100%
2-POINT CONVERSION-ATTEMPTS	(0-0) 0%	(3-3) 100%
ATTENDANCE	179978	219810
GAMES / AVG PER GAME	5/35996	4/54953
NEUTRAL SITE GAMES	-	-

SCORE BY QUARTER

	1Q	2Q	3Q	4Q	OT	Total
Kansas	70	102	58	55	0	285
Opponents	34	84	27	88	0	233

RUSHING

	GP	ATT	GAIN	LOSS	NET	AVG	TD	LONG	AVG/G
Devin Neal	9	148	884	10	874	5.9	10	54	97.1
Daniel Hishaw	7	62	377	3	374	6	3	32	53.4
Jalon Daniels	9	72	403	88	315	4.4	6	33	35
Luke Grimm	9	7	117	3	114	16.3	1	37	12.7
Sevion Morrison	7	12	97	0	97	8.1	2	38	13.9
Cole Ballard	3	5	42	0	42	8.4	0	16	14
Johnny Thompson Jr2	5	32	0	32	6.4	0	10	16	
Harry Stewart III	1	7	24	0	24	3.4	0	7	24
Quentin Skinner	9	3	29	7	22	7.3	0	27	2.4
Mikey Pauley	1	2	17	0	17	8.5	0	10	17
Lawrence Arnold	9	1	14	0	14	14	0	14	1.6
Torry Locklin	9	2	5	0	5	2.5	0	5	0.6
Doug Emilien	8	1	5	0	5	5	0	5	0.6
Jared Casey	9	1	1	0	1	1	0	1	0.1
Trevor Wilson	9	2	6	11	-5	-2.5	0	6	-0.6
Team	9	9	0	9	-9	-1	0	0	-1
Total	9	339	2053	131	1922	5.7	22	54	213.6
Opponents	9	315	1547	202	1345	4.3	8	54	149.4

PASSING

	G	EFFIC	CMP-ATT-INT	PCT	YDS	TD	LNG	AVG/G
Jalon Daniels	9	131	133-237-9	56.1	1816	13	70	201.8
Cole Ballard	3	209.7	5/6/00	83.3	51	1	22	17.0
Total	9	132.9	138-243-9	56.8	1867	14	70	207.4
Opponents	9	137.9	163-271-11	60.1	2101	17	59	233.4

RECEIVING

	G	NO	YDS	AVG	TD	LONG	AVG/G
Luke Grimm	9	40	505	12.6	6	70	56.1
Lawrence Arnold	9	23	318	13.8	1	40	35.3
Quentin Skinner	9	20	429	21.5	4	62	47.7
Devin Neal	9	16	159	9.9	0	33	17.7
Jared Casey	9	12	104	8.7	2	26	11.6
Trevor Kardell	9	9	104	11.6	0	32	11.6
Trevor Wilson	9	8	134	16.8	0	36	14.9
Daniel Hishaw	7	3	33	11	0	17	4.7
Doug Emilien	8	3	20	6.7	1	8	2.5
Torry Locklin	9	2	36	18	0	31	4
Sevion Morrison	7	1	18	18	0	18	2.6
Mack Moeller	6	1	7	7	0	7	1.2
Total	9	138	1867	13.5	14	70	207.4
Opponents	9	163	2101	12.9	17	59	233.4

TOTAL OFFENSE

	G	PLAYS	RUSH	PASS	TOTAL	AVG/G
Jalon Daniels	9	309	315	1816	2131	236.8
Devin Neal	9	148	874	0	874	97.1
Daniel Hishaw	7	62	374	0	374	53.4
Luke Grimm	9	7	114	0	114	12.7
Sevion Morrison	7	12	97	0	97	13.9
Cole Ballard	3	11	42	51	93	31
Johnny Thompson Jr	2	5	32	0	32	16
Harry Stewart III	1	7	24	0	24	24
Quentin Skinner	9	3	22	0	22	2.4
Mikey Pauley	1	2	17	0	17	17
Lawrence Arnold	9	1	14	0	14	1.6
Torry Locklin	9	2	5	0	5	0.6
Doug Emilien	8	1	5	0	5	0.6
Jared Casey	9	1	1	0	1	0.1
Trevor Wilson	9	2	-5	0	-5	-0.6
Team	9	0	-9	0	-9	-1
Total	9	582	1922	1867	3789	421
Opponents	9	586	1345	2101	3446	382.9



SCORING

	----- PATS -----								
	TD	FGs	KICK	RUSH	RCV	PASS	DXP	SAF	PTS
Devin Neal	10	-	-	-	-	-	-	-	60
Tabor Allen	-	7-9	36-38	-	-	-	-	-	57
Luke Grimm	7	-	-	-	-	-	-	-	42
Jalon Daniels	6	-	-	-	-	-	-	-	36
Quentin Skinner	4	-	-	-	-	-	-	-	24
Daniel Hishaw	3	-	-	-	-	-	-	-	18
Jared Casey	2	-	-	-	-	-	-	-	12
Mello Dotson	2	-	-	-	-	-	-	-	12
Sevion Morrison	2	-	-	-	-	-	-	-	12
Lawrence Arnold	1	-	-	-	-	-	-	-	6
Doug Emilien	1	-	-	-	-	-	-	-	6
Total	38	7-9	36-38	0	0	0	0	0	285
Opponents	27	13-16	24-24	1	2	2	0	1	233

KICK RETURNS

	NO	YDS	AVG	TD	LONG
Trevor Wilson	13	271	20.8	0	29
Jameel Croft	4	55	13.8	0	23
Jared Casey	2	14	7	0	13
Dylan Downing	1	-1	-1	0	0
Cole Petrus	1	0	0	0	0
Total	21	339	16.1	0	29
Opponents	7	155	22.1	0	34

PUNT RETURNS

	NO	YDS	AVG	TD	LONG
Trevor Wilson	5	26	5.2	0	15
Total	5	26	5.2	0	15
Opponents	11	185	16.8	1	89

FUMBLE RETURNS

	NO	YDS	AVG	TD	LONG
Jereme Robinson	1	0	0.0	0	0
Dylan Wudke	1	0	0.0	0	0
Mello Dotson	1	0	0.0	0	0
JB Brown	1	0	0.0	0	0
Total	3	0	0.0	0	0
Opponents	4	0	0.0	0	0

INTERCEPTIONS

	NO	YDS	AVG	TD	LONG
Mello Dotson	4	58	14.5	2	33
Cobee Bryant	4	26	6.5	0	14
O.J. Burroughs	1	32	32	0	32
Cornell Wheeler	1	4	4	0	4
Devin Dye	1	0	0	0	0
Total	11	120	10.9	2	33
Opponents	9	172	19.1	1	49

FIELD GOAL SEQUENCE

	KANSAS	OPPONENTS
Lindenwood		(34)
Illinois	(29)	(23),(50),(43)
UNLV	(35), (41)	(38), (27), 51, (23)
West Virginia		(40)
TCU	(24), (41)	42, (29)
Arizona State	(20)	38
Houston	47	
Kansas State		(28), (51)
Iowa State	(47), 30	(22), (38)
Numbers in (parentheses) indicate field goal was made.		

FIELD GOALS

	FGM-FGA	PCT	1-19	20-29	30-39	40-49	50-99	LG	BLK
Tabor Allen	7-9	77.8	0-0	3-3	1-2	3-4	0-0	47	0
Total	7-9	77.8	0-0	3-3	1-2	3-4	0-0	47	0
Opponents	13-16	81.3	0-0	6-6	3-4	2-3	2-3	51	1

PUNTING

	NO.	YDS	AVG	LONG	TB	FC	I20	50+	BLK
Damon Greaves	28	1205	43	58	2	7	6	6	0
Total	28	1205	43	58	2	7	6	6	0
Opponents	32	1290	40.3	52	0	12	20	5	1

KICKOFFS

	NO.	YDS	AVG	TB	OB	RETN	NET	YDLN
Tabor Allen	54	3501	64.8	47	0			
Charlie Weinrich	1	63	63	0	0			
Total	55	3564	64.8	47	0	7	40.2	24
Opponents	46	2747	59.7	20	2	20	40.1	24

ALL-PURPOSE

	G	RUSH	REC	PR	KOR	IR	TOT	AVG/G
Devin Neal	9	874	159	0	0	0	1033	114.8
Luke Grimm	9	114	505	0	0	0	619	68.8
Quentin Skinner	9	22	429	0	0	0	451	50.1
Trevor Wilson	9	-5	134	26	271	0	426	47.3
Daniel Hishaw	7	374	33	0	0	0	407	58.1
Lawrence Arnold	9	14	318	0	0	0	332	36.9
Jalon Daniels	9	315	0	0	0	0	315	35
Jared Casey	9	1	104	0	14	0	119	13.2
Sevion Morrison	7	97	18	0	0	0	115	16.4
Trevor Kardell	9	0	104	0	0	0	104	11.6
Mello Dotson	9	0	0	0	0	58	58	6.4
Jameel Croft	6	0	0	0	55	0	55	9.2
Cole Ballard	3	42	0	0	0	0	42	14
Torry Locklin	9	5	36	0	0	0	41	4.6
O.J. Burroughs	9	0	0	0	0	32	32	3.6
Johnny Thompson Jr	2	32	0	0	0	0	32	16
Cobee Bryant	9	0	0	0	0	26	26	2.9
Doug Emilien	8	5	20	0	0	0	25	3.1
Harry Stewart III	1	24	0	0	0	0	24	24
Mikey Pauley	1	17	0	0	0	0	17	17
Mack Moeller	6	0	7	0	0	0	7	1.2
Cornell Wheeler	7	0	0	0	0	4	4	0.6
Dylan Downing	9	0	0	0	-1	0	-1	-0.1
Team	9	-9	0	0	0	0	-9	-1
Total	9	1922	1867	26	339	120	4274	474.9
Opponents	9	1345	2101	185	155	172	3958	439.8

DEFENSE

	TACKLES				TFL/YDS	SACKS	PASS DEF			FUMBLES		BLOCKED	
	GP	SOLO	A	TOTAL			INT-YDS	BRUP	QBH	RCV-YDS	FF	KICK	SAF
1 JB Brown	9	41	16	57	8/30	4-23	.	2	4	1-00	.	.	.
5 O.J. Burroughs	9	34	11	45	2.5/3	.	1-32	5	.	.	.	.	.
44 Cornell Wheeler	7	27	16	43	4/8	.	1-4	3	.	.	1	.	.
3 Mello Dotson	9	32	6	38	1/1	.	4-58	5	.	1-00	1	.	.
4 Marvin Grant	9	24	12	36	3.5/28	3-26	.	5	1	.	.	.	.
2 Cobee Bryant	9	20	9	29	2/10	0.5-4	4-26	4	.	.	1	.	.
6 Taiwan Berryhill	9	19	7	26	0.5/0	.	.	.	1	.	.	.	.
45 Dean Miller	9	16	9	25	7/42	4.5-28	.	2	3	.	.	.	.
27 Taylor Davis	6	11	9	20	.	.	.	1	.	.	.	.	.
90 Jereme Robinson	9	13	5	18	8.5/30	5.5-25	.	.	5	1-00	2	.	.
95 Dylan Wudke	9	10	7	17	3/15	.	.	1	1	1-00	.	.	.
53 Caleb Taylor	8	5	10	15	4.5/12	1-4	.	3	2	.	.	.	.
52 DJ Withers	9	12	3	15	3/16	2-12	.	1	.	.	.	.	.
92 Tommy Dunn Jr.	8	8	6	14	2.5/6	0.5-4	.	.	.	.	.	.	.
14 Jalen Dye	5	12	2	14	1/4	.	.	.	.	.	.	.	.
10 Jayson Gilliom	7	9	4	13	0.5/1	.	.	1	1	.	.	.	.
94 Blake Herold	9	8	5	13	2.5/7	1-2	.	.	1	.	.	.	.
11 Devin Dye	5	9	4	13	.	.	1-00	.	.	.	.	.	.
46 Bai Jobe	5	4	5	9	.	.	.	.	.	.	.	.	.
24 Damarius McGhee	6	7	1	8	.	.	.	.	.	.	.	.	.
23 Mason Ellis	4	5	2	7	.	.	.	.	.	.	.	.	.
19 Tristian Fletcher	6	3	2	5	1/3	.	.	.	.	.	.	.	.
25 Kaleb Purdy	8	4	.	4	.	.	.	.	.	.	.	.	.
97 Kenean Caldwell	9	1	2	3	.	.	.	.	.	.	.	1	.
7 Trevor Wilson	9	3	.	3	.	.	.	.	.	.	.	.	.
99 Ronald McGee	3	2	1	3	.	.	.	.	.	.	.	.	.
34 Alex Raich	9	1	2	3	.	.	.	.	.	.	.	.	.
26 Jalen Todd	8	2	1	3	.	.	.	.	.	.	.	.	.
12 Torry Locklin	9	2	.	2	.	.	.	.	.	.	.	.	.
47 Jared Casey	9	2	.	2	.	.	.	.	.	.	.	.	.
29 Jameel Croft	6	2	.	2	.	.	.	.	.	.	.	.	.
15 DJ Warner	9	1	1	2	.	.	.	.	2	.	.	.	.
32 Dylan Downing	9	1	.	1	.	.	.	.	.	.	.	1	.
52 Logan Brown	9	1	.	1	.	.	.	.	.	.	.	.	.
58 Javier Derritt	8	1	.	1	.	.	.	.	.	.	.	.	.
40 Tabor Allen	9	1	.	1	.	.	.	.	.	.	.	.	.
61 Bryce Foster	9	1	.	1	.	.	.	.	.	.	.	.	.
22 Brian Dilworth	3	1	.	1	.	.	.	.	.	.	.	.	.
56 Marcus Calvin	1	1	.	1	.	.	.	.	.	.	.	.	.
Totals	9	356	158	514	55/216	22-128	11-120	33	21	4-00	5	2	0
Opponents	9	308	226	534	31/124	8-67	9-172	20	26	4-00	6	0	1



GAME-BY-GAME STATISTICS

GAME	FINAL SCORE BY QUARTER					FIRST DOWNS				RUSHING			PASSING			TOTAL OFFENSE		PUNTING	FUMBLES	PENALTY	THIRD	TOTAL
	SCORE	1	2	3	4	RU	PAP	N	TOT	ATT	YDS	TD	C-A-I	YDS	TD	ATT	YDS	NO-YDS	NO-LOST	NO-YDS	DOWNS	TOP
Lindenwood	3	0	0	0	3	6	5	1	12	27	75	0	18-31-1	127	0	58	202	6-190	1-0	6-62	7-16	28:58
Kansas	48	7	27	7	7	14	9	3	26	44	331	4	14-21-1	199	2	65	530	0-0	1-1	2-23	6-10	31:02
Kansas	17	0	10	7	0	10	7	1	18	33	186	0	18-32-3	141	2	65	327	2-109	2-1	2-25	6-13	29:22
Illinois	23	3	10	0	10	5	9	0	14	34	79	1	16-25-0	192	0	59	271	4-194	1-1	2-20	6-15	30:38
UNLV	23	3	10	3	7	11	3	3	17	47	215	1	7-18-0	86	1	65	267	4-183	1-0	3-25	2-13	31:06
Kansas	20	7	10	0	3	8	9	0	17	35	199	2	12-24-2	153	0	59	352	3-139	0-0	9-90	5-12	28:54
Kansas	28	0	7	14	7	15	10	0	25	47	247	3	15-25-1	184	1	72	431	5-221	1-1	5-42	6-13	36:47
West Va.	32	7	7	3	15	7	14	2	23	33	148	2	15-30-2	295	2	63	443	4-154	1-0	3-20	7-13	23:13
TCU	38	7	14	7	10	11	15	0	26	35	151	1	28-37-2	356	3	72	507	2-57	1-1	5-52	5-11	28:24
Kansas	27	14	3	7	3	11	6	3	20	34	167	2	15-34-1	179	1	68	346	5-235	0-0	6-50	9-17	31:36
Kansas	31	7	7	3	14	8	12	3	23	33	151	2	18-31-0	260	2	64	411	4-163	1-0	6-55	7-13	30:41
Arizona St.	35	7	7	0	21	18	7	3	28	45	309	1	15-25-1	172	4	70	481	2-95	1-1	8-70	6-10	29:19
Houston	14	0	14	0	0	8	10	2	20	32	98	0	21-33-4	237	2	65	335	2-72	0-0	4-43	5-14	31:41
Kansas	42	14	14	0	14	12	8	1	21	33	220	3	16-21-0	247	3	54	467	2-76	0-0	6-59	3-7	28:19
Kansas	27	7	7	13	0	9	11	3	23	34	192	3	18-31-1	209	1	65	401	4-164	3-1	5-25	8-13	27:40
Kansas State	29	0	16	7	6	12	10	0	22	38	226	1	19-34-0	253	2	72	479	4-152	1-1	4-50	6-15	32:20
Iowa State	36	7	6	7	16	5	16	2	23	24	78	1	24-38-1	383	3	62	461	4-193	0-0	6-37	4-11	24:43
Kansas	45	14	17	7	7	14	10	1	25	46	237	3	12-24-0	295	2	70	532	3-98	1-0	4-32	7-13	35:17

GAME-BY-GAME OFFENSIVE STARTERS

	WR	LT	LG	C	RG	RT	TE	WR/TE	WR	QB	RB
Lindenwood	Arnold	Cabeldue	Ford Jr.	Foster	Baynes	Brown	Casey	Skinner	Grimm	Daniels	Neal
at Illinois	Arnold	Cabeldue	Ford Jr.	Foster	Baynes	Brown	Casey	Skinner	Grimm	Daniels	Neal
UNLV	Arnold	Cabeldue	Ford Jr.	Foster	Baynes	Brown	Casey	Skinner	Grimm	Daniels	Neal
at West Virginia	Skinner	Cabeldue	Ford Jr.	Foster	Baynes	Brown	Casey	Kardell	Grimm	Daniels	Neal
TCU	Arnold	Cabeldue	Ford Jr.	Foster	Baynes	Brown	Casey	Kardell	Grimm	Daniels	Neal
at Arizona State	Arnold	Cabeldue	Ford Jr.	Foster	Baynes	Brown	Kardell	Skinner	Grimm	Daniels	Neal
Houston	Arnold	Cabeldue	Ford Jr.	Foster	Baynes	Brown	Kardell	Noa	Grimm	Daniels	Neal
at Kansas State	Arnold	Cabeldue	Ford Jr.	Foster	Baynes	Brown	Kardell	Wilson	Grimm	Daniels	Neal
Iowa State	Arnold	Cabeldue	Ford Jr.	Foster	Baynes	Brown	Noa	Skinner	Grimm	Daniels	Neal

GAME-BY-GAME DEFENSIVE STARTERS

	DE	DT	DT	DE	LB	LB	LB/S	CB	S	S	CB
Lindenwood	Miller	Withers	Dunn Jr.	Robinson	Brown	Wheeler	J. Dye	Bryant	Grant	Burroughs	Dotson
at Illinois	Miller	Withers	Dunn Jr.	Robinson	Brown	Wheeler	J. Dye	Bryant	Grant	Burroughs	Dotson
UNLV	Miller	Taylor	Dunn Jr.	Robinson	Brown	Wheeler	Raich	Bryant	D. Dye	Burroughs	Dotson
at West Virginia	Miller	Taylor	Dunn Jr.	Robinson	Brown	Wheeler	D. Dye	Bryant	Grant	Burroughs	Dotson
TCU	Miller	Taylor	Dunn Jr.	Robinson	Brown	Berryhill	J. Dye	Bryant	Grant	Burroughs	Dotson
at Arizona State	Miller	Taylor	Withers	Robinson	Brown	Berryhill	D. Dye	Bryant	Grant	Burroughs	Dotson
Houston	Miller	Taylor	Dunn Jr.	Robinson	Brown	Berryhill	Davis	Bryant	Grant	Burroughs	Dotson
at Kansas State	Miller	Taylor	Dunn Jr.	Robinson	Brown	Wheeler	Gilliom	Bryant	Davis	Burroughs	Dotson
Iowa State	Miller	Taylor	Withers	Robinson	Brown	Wheeler	Gilliom	Bryant	D. Dye	Burroughs	Dotson

GAME-BY-GAME LEADERS

	PASSING	RUSHING	RECEIVING	TACKLES	SACKS
Lindenwood	Jalon Daniels (9-15, 148 yds, 1 TD)	Devin Neal (8 att, 112 yds, 2 TD)	Luke Grimm (6 rec, 111 yds, 1 TD)	Dotson (5-0-5)/Wheeler (5-0-5)	Miller (1.0-8)/Robinson (1.0-4)
at Illinois	Jalon Daniels (18-32, 141 yds, 2 TD)	Devin Neal (14 att, 101 yds)	Luke Grimm (9 rec, 40 yds, 1 TD)	Grant (7-2-9)	Grant (1.0-7)
UNLV	Jalon Daniels (12-24, 153 yds)	Devin Neal (23 att, 120 yds)	Lawrence Arnold (4 rec, 58 yds)	Brown (7-1-8)	Robinson (1.5-13)
at West Virginia	Jalon Daniels (15-25, 184 yds, 1 TD)	Devin Neal (27 att, 110 yds, 1 TD)	Luke Grimm (6 rec, 75 yds, 1 TD)	Burroughs (6-0-6)/Dye (5-1-6)/Grant (4-2-6)	Brown (1.0-2)/Herold (1.0-2)/Robinson (1.0-1)
TCU	Jalon Daniels (15-34, 179 yds, 1 TD)	Daniel Hishaw (13 att, 85 yds, 1 TD)	Luke Grimm (6 rec, 85 yds, 1 TD)	Bryant (6-4-10)	Brown (1.0-8)
at Arizona State	Jalon Daniels (18-31, 260 yds, 2 TD)	Devin Neal (14 att, 71 yds, 1 TD)	Quentin Skinner (6 rec, 130 yds, 2 TD)	Burroughs (5-6-11)	-
Houston	Jalon Daniels (16-21, 247 yds, 3 TD)	Devin Neal (17 att, 108 yds, 2 TD)	Lawrence Arnold (4 rec, 80 yds)	Burroughs (6-1-7)	Brown (2.0-13)/Withers (2.0-12)/Miller (2.0-8)
at Kansas State	Jalon Daniels (18-31, 209 yds, 1 TD)	Daniels (15 att, 66 yds, 1 TD)/Neal (13 att, 66 yds, 1 TD)	Devin Neal (5 rec, 36 yds)	JB Brown (4-4-8)	Robinson (1.0-5)/Grant (1.0-13)
Iowa State	Jalon Daniels (12-24, 295 yds, 2 TD)	Devin Neal (18 att, 116 yds, 2 TD)	Quentin Skinner (4 rec, 135 yds, 1 TD)	JB Brown (7-3-10)	Robinson (1.0-2)/Taylor (1.0-4)/Miller (1.0-8)



GAME-BY-GAME PASSING

#6 JALON DANIELS	COMP	ATT	INT	PCT	YARDS	TD	LONG	SACK	YDS	EFFIC.
Lindenwood	9	15	1	60.0	148	1	58	0	0	151.5
at Illinois	18	32	3	56.3	141	2	21	1	4	95.1
UNLV	12	24	2	50.0	153	0	33	2	7	86.9
at West Virginia	15	25	1	60	184	1	36	2	20	127.0
TCU	15	34	1	44.1	179	1	33	1	12	92.2
at Arizona State	18	31	0	58.1	260	2	34	1	12	149.8
Houston	16	21	0	76.2	247	3	48	0	0	222.1
at Kansas State	18	31	1	58.1	209	1	42	1	12	118.9
Iowa State	12	24	0	50.0	295	2	70	0	0	180.8
TOTALS	133	237	9	56.1	1816	13	70	8	67	131.0

#15 COLE BALLARD	COMP	ATT	INT	PCT	YARDS	TD	LONG	SACK	YDS	EFFIC.
Lindenwood	5	6	0	83.3	51	1	22	0	0	209.7
TOTALS	5	6	0	83.3	51	1	22	0	0	209.7

GAME-BY-GAME RUSHING

	NO/YDS/TD	LU	ILL	UNLV	WVU	TCU	ASU	UH	KSU	ISU	BYU	CU	BU
Devin Neal	148/874/10	8/112/2	14/101/0	23/120/0	27/110/1	14/70/1	14/71/1	17/108/2	13/66/1	18/116/2			
Jalon Daniels	72/315/6	-	10/27/00	11/65/2	7/11/00	4/6/00	6/14/01	7/58/1	15/66/1	12/68/1			
Daniel Hishaw	62/374/3	9/66/1	7/39/0	DNP	9/72/1	13/85/1	10/48/0	2/8/00	DNP	12/56/0			
Sevion Morrison	12/97/2	8/28/01	-	-	DNP	-	1/7/00	3/45/1	DNP				
Luke Grimm	7/114/1	-	-	-	3/55/1	-	1/13/00	1/37/0	2/9/00	-			
Harry Stewart III	7/24/00	7/24/00	DNP	DNP	DNP	DNP	DNP	DNP	DNP	DNP			
Cole Ballard	5/42/0	3/20/00	DNP	DNP	DNP	DNP	DNP	1/16/00	1/6/00	DNP			
Johnny Thompson Jr	5/32/0	5/32/0	DNP	DNP	DNP	DNP	-	DNP	DNP	DNP			
Quentin Skinner	3/22/00	1/27/00	1/-7/0	-	-	1/2/00	-	-	-	-			
Mikey Pauley	2/17/00	2/17/00	DNP	DNP	DNP	DNP	DNP	DNP	DNP	DNP			
Torry Locklin	2/5/00	-	-	-	-	1/5/00	-	-	-	1/0/0			
Trevor Wilson	2/-5/0	-	-	-	-	-	1/6/00	1/-11/0	-	-			
Lawrence Arnold	1/14/00	-	-	1/14/00	-	-	-	-	-	-			
Doug Emilien	1/5/00	1/5/00	-	-	DNP	-	-	-	-	-			
Jared Casey	1/1/00	-	1/1/00	-	-	-	-	-	-	-			

GAME-BY-GAME RECEIVING

	NO/YDS/TD	LU	ILL	UNLV	WVU	TCU	ASU	UH	KSU	ISU	BYU	CU	BU
Luke Grimm	40-505/6	6-111/1	9-40/1	3/6/00	6-75/1	6-85/1	3-37/0	1/9/00	4-66/1	2-76/1			
Lawrence Arnold	23-318/1	2/29/00	4-44/1	4-58/0	2-46/0	3-32/0	1/5/00	4-80/0	3/24/00	-			
Quentin Skinner	20-429/4	1/25/00	3-42/0	-	2/22/00	2/16/00	6-130/2	2-59/1	-	4-135/1			
Devin Neal	16-159/0	-	-	1-33/0	1/2/00	1/3/00	3-37/0	3/26/00	5-36/0	2/22/00			
Jared Casey	12-104/2	-	1/4/00	1/10/00	2/25/00	2-35/0	1/4/00	2/5/02	2/14/00	1/7/00			
Trevor Kardell	9-104/0	1/4/00	-	2/28/00	1/9/00	-	-	3-39/0	-	2/24/00			
Trevor Wilson	8-134/0	2/19/00	-	-	-	-	1/17/00	1/29/00	4-69/0	-			
Daniel Hishaw	3-33/0	-	1/11/00	DNP	1/5/00	-	1/17/00	-	DNP	-			
Doug Emilien	3/20/01	1/4/01	-	-	DNP	1/8/00	1/8/00	-	-	-			
Torry Locklin	2-36/0	-	-	-	-	-	1/5/00	-	-	1/31/00			
Sevion Morrison	1/18/00	-	-	1/18/00	DNP	-	-	-	-	DNP			
Mack Moeller	1/7/00	1/7/00	-	-	-	-	-	DNP	DNP	DNP			



GAME-BY-GAME TACKLES

	UA-A	TOT	LU	ILL	UNLV	WVU	TCU	ASU	UH	KSU	ISU	BYU	CU	BU
JB Brown	41-16	57	3-00	3-2	7-1	1-1	6-1	5-3	5-1	4-4	7-3			
O.J. Burroughs	34-11	45	1-00	3-00	3-00	6-00	3-1	5-6	6-1	5-00	2-3			
Cornell Wheeler	27-16	43	5-00	5-3	5-1	3-2	DNP	DNP	4-00	4-2	1-8			
Mello Dotson	32-6	38	5-00	3-2	6-00	4-1	6-00	4-1	1-00	2-2	1-00			
Marvin Grant	24-12	36	2-00	7-2	0-1	4-2	4-1	1-3	4-1	2-00	0-2			
Cobee Bryant	20-9	29	-	2-1	3-00	2-00	6-4	1-1	2-1	1-00	3-2			
Taiwan Berryhill	19-7	26	2-1	1-1	2-00	0-1	6-1	1-3	4-00	2-00	1-00			
Dean Miller	16-9	25	3-1	0-1	1-1	0-3	3-00	3-1	4-00	1-2	1-00			
Taylor Davis	11-9	20	0-2	DNP	DNP	DNP	-	1-5	4-00	4-1	2-1			
Jereme Robinson	13-5	18	1-00	0-2	5-1	1-1	1-00	1-00	1-00	2-00	1-1			
Dylan Wudke	10-7	17	-	2-1	1-00	0-2	1-00	2-2	2-00	2-00	0-2			
DJ Withers	12-3	15	1-00	-	-	2-00	2-00	3-2	3-00	1-1	-			
Caleb Taylor	5-10	15	DNP	0-3	0-2	1-2	1-00	0-2	-	2-00	1-1			
Jalen Dye	12-2	14	2-00	5-00	-	-	5-2	DNP	DNP	DNP	DNP			
Tommy Dunn Jr.	8-6	14	-	1-2	4-2	1-1	-	1-1	1-00	-	DNP			
Jayson Gilliom	9-4	13	2-00	1-1	DNP	DNP	-	1-00	1-00	3-2	1-1			
Devin Dye	9-4	13	0-1	DNP	2-00	5-1	DNP	2-00	DNP	DNP	0-2			
Blake Herold	8-5	13	1-00	0-3	1-00	1-00	1-00	1-00	1-00	-	2-2			
Bai Jobe	4-5	9	1-1	DNP	DNP	0-1	1-1	2-2	-	DNP	DNP			
Damarius McGhee	7-1	8	1-00	1-00	-	-	2-1	3-00	DNP	DNP	DNP			
Mason Ellis	5-2	7	1-1	2-1	2-00	-	DNP	DNP	DNP	DNP	DNP			
Tristian Fletcher	3-2	5	2-00	0-1	0-1	-	-	1-00	DNP	DNP	DNP			
Kaleb Purdy	4-00	4	1-00	-	DNP	-	-	-	-	2-00	1-00			
Trevor Wilson	3-00	3	-	-	2-00	-	-	-	-	1-00	-			
Jalen Todd	2-1	3	1-00	-	-	0-1	-	1-00	-	DNP	-			
Ronald McGee	2-1	3	1-1	DNP	-	DNP	DNP	DNP	DNP	DNP	1-00			
Alex Raich	1-2	3	-	0-1	1-1	-	-	-	-	-	-			
Kenean Caldwell	1-2	3	-	-	1-1	0-1	-	-	-	-	-			
Torry Locklin	2-00	2	-	-	-	1-00	-	-	1-00	-	-			
Jameel Croft	2-00	2	DNP	DNP	DNP	1-00	1-00	-	-	-	-			
Jared Casey	2-00	2	-	-	-	-	1-00	1-00	-	-	-			
DJ Warner	1-1	2	-	0-1	-	-	-	-	-	-	1-00			
Brian Dilworth	1-00	1	1-00	DNP	DNP	DNP	DNP	DNP	DNP	-	-			
Dylan Downing	1-00	1	-	-	-	-	-	-	1-00	-	-			
Tabor Allen	1-00	1	-	-	-	-	-	-	1-00	-	-			
Logan Brown	1-00	1	-	-	1-00	-	-	-	-	-	-			
Marcus Calvin	1-00	1	1-00	DNP	DNP	DNP	DNP	DNP	DNP	DNP	DNP			
Javier Derritt	1-00	1	-	-	-	DNP	-	-	-	1-00	-			
Bryce Foster	1-00	1	-	-	-	1-00	-	-	-	-	-			

GAME-BY-GAME TACKLES-FOR-LOSS

	UA-A	TOT	LU	ILL	UNLV	WVU	TCU	ASU	UH	KSU	ISU	BYU	CU	BU
Jereme Robinson	8-1	8.5	1.0-4	-	3.5-17	1.0-1	-	-	1.0-1	1.0-5	1.0-2			
JB Brown	7-2	8	1.0-3	0.5-0	1.5-2	1.0-2	1.0-8	-	3.0-15	-	-			
Dean Miller	6-2	7	1.0-8	0.5-4	-	0.5-1	-	2.0-13	2.0-8	-	1.0-8			
Caleb Taylor	3-3	4.5	DNP	1.0-2	0.5-1	-	-	-	-	2.0-5	1.0-4			
Cornell Wheeler	3-2	4	-	3.0-6	-	-	DNP	DNP	-	-	1.0-2			
Marvin Grant	3-1	3.5	-	1.0-7	-	-	-	0.5-2	1.0-6	1.0-13	-			
DJ Withers	3-00	3	-	-	-	1.0-4	-	-	2.0-12	-	-			
Dylan Wudke	3-00	3	-	1.0-6	1.0-7	-	1.0-2	-	-	-	-			
O.J. Burroughs	2-1	2.5	1.0-1	-	-	-	-	0.5-1	1.0-1	-	-			
Blake Herold	2-1	2.5	-	-	-	1.0-2	-	-	1.0-5	-	0.5-0			
Tommy Dunn Jr.	1-3	2.5	-	0.5-0	1.5-6	0.5-0	-	-	-	-	DNP			
Cobee Bryant	1-2	2	-	0.5-4	-	-	0.5-1	-	1.0-5	-	-			
Mello Dotson	1-00	1	-	-	1.0-1	-	-	-	-	-	-			
Jalen Dye	1-00	1	-	1.0-4	-	-	-	DNP	DNP	DNP	DNP			
Tristian Fletcher	1-00	1	1.0-3	-	-	-	-	-	DNP	DNP	DNP			
Taiwan Berryhill	0-1	0.5	-	-	-	-	0.5-0	-	-	-	-			
Jayson Gilliom	0-1	0.5	-	-	DNP	DNP	-	-	-	-	0.5-1			

GAME-BY-GAME SACKS

	UA-A	TOT	LU	ILL	UNLV	WVU	TCU	ASU	UH	KSU	ISU	BYU	CU	BU
Jereme Robinson	5-1	5.5	1-4	-	1.5-13	1-1	-	-	-	1-5	1-2			
Dean Miller	4-1	4.5	1-8	0.5-4	-	-	-	-	2-8	-	1-8			
JB Brown	4-00	4	-	-	-	1-2	1-8	-	2-13	-	-			
Marvin Grant	3-00	3	-	1-7	-	-	-	-	1-6	1-13	-			
DJ Withers	2-00	2	-	-	-	-	-	-	2-12	-	-			
Caleb Taylor	1-00	1	DNP	-	-	-	-	-	-	-	1-4			
Blake Herold	1-00	1	-	-	-	1-2	-	-	-	-	-			
Cobee Bryant	0-1	0.5	-	0.5-4	-	-	-	-	-	-	-			
Tommy Dunn Jr.	0-1	0.5	-	-	0.5-4	-	-	-	-	-	DNP			

DRIVE SUPERLATIVES

	KANSAS	OPPONENT
Most Plays/Result	15, Houston (TD)	18, UNLV (TD)
Most Yards/Result	95, Lindenwood (TD)	99, Iowa State (TD)
Most Time/Result	14:52, Lindenwood (INT)	9:22, UNLV (TD)

SCORING DRIVE ANALYSIS

YARDAGE	KANSAS		OPPONENTS	
	TD	FG	TD	FG
No Drive	--	--	--	--
Negative Yds.	--	--	--	1
0-9	--	1	--	--
10-19	--	--	--	1
20-29	--	--	--	--
30-39	--	1	2	--
40-49	1	1	2	2
50-59	4	1	2	4
60-69	4	1	2	3
70-79	14	2	12	2
80-89	9	--	2	--
90-99	4	--	3	--

GAME OPENING DRIVES

OPPONENTS	KANSAS			OPPONENTS		
	PTS.	1ST	YDS.	PTS.	1ST	YDS.
Lindenwood	7	4	65	0	0	6
Illinois	0	2	26	3	4	62
UNLV	7	5	81	0	0	7
West Virginia	0	2	14	0	2	27
TCU	7	3	54	0	2	29
Arizona State	7	4	75	7	4	75
Houston	7	5	71	0	1	18
Kansas State	7	4	75	0	2	24
Iowa State	0	1	20	7	6	99
BYU	--	--	--	--	--	--
Colorado	--	--	--	--	--	--
Baylor	--	--	--	--	--	--

SECOND HALF OPENING DRIVES

OPPONENTS	KANSAS			OPPONENTS		
	PTS.	1ST	YDS.	PTS.	1ST	YDS.
Lindenwood	7	5	85	0	2	33
Illinois	7	6	81	0	0	8
UNLV	0	0	6	0	1	8
West Virginia	7	4	75	3	1	53
TCU	7	5	75	0	2	45
Arizona State	3	5	73	0	3	56
Houston	0	0	8	0	2	34
Kansas State	6	4	65	7	2	75
Iowa State	7	4	59	0	1	22
BYU	--	--	--	--	--	--
Colorado	--	--	--	--	--	--
Baylor	--	--	--	--	--	--

DRIVE CHART

DRIVE START	1-9	10-19	20-29	30-39	40-49	50+
RESULT	NO/TD/FG	NO/TD/FG	NO/TD/FG	NO/TD/FG	NO/TD/FG	NO/TD/FG
Lindenwood	1/0/0	0/0/0	0/0/0	1/0/0	1/0/0	6/6/0
Illinois	4/0/0	1/0/0	1/0/0	1/0/0	--	3/2/1
UNLV	4/0/0	1/0/0	1/0/0	--	--	4/2/2
West Virginia	2/0/0	3/0/0	1/0/0	--	1/0/0	4/4/0
TCU	4/0/1	2/0/0	1/0/0	--	2/0/1	3/3/0
Arizona State	--	2/1/0	6/2/1	3/1/0	--	--
Houston	1/0/0	3/2/0	3/2/0	2/1/0	--	2/1/0
Kansas State	1/0/0	3/0/0	5/2/0	1/1/0	2/1/0	--
Iowa State	--	2/1/0	5/3/0	2/0/1	1/1/0	1/1/0
BYU	--	--	--	--	--	--
Colorado	--	--	--	--	--	--
Baylor	--	--	--	--	--	--

THREE-AND-OUTS

	KANSAS	OPPONENT
	THREE-AND-OUT/DRIVES	THREE-AND-OUT/DRIVES
Lindenwood	0/9	3/10
Illinois	3/11	3/9
UNLV	2/10	3/11
West Virginia	1/12	2/12
TCU	2/13	1/12
Arizona State	3/11	1/10
Houston	2/11	0/10
Kansas State	1/12	2/13
Iowa State	1/11	2/12
BYU	--	--
Colorado	--	--
Baylor	--	--



KANSAS SCORING DRIVES

OPPONENT	PLAYS	YDS.	TIME	DRIVE	SCORING PLAY
Lindenwood	9	65	3:55	TD	Neal 5-yd run
Lindenwood	7	85	3:23	TD	Neal 1-yd run
Lindenwood	3	66	0:51	TD	Grimm 58-yd catch
Lindenwood	10	95	3:00	TD	Hishaw 1-yd run
Lindenwood	11	85	6:32	TD	Morrison 1-yd run
Lindenwood	11	90	5:39	TD	Emilien 4-yd catch
Illinois	10	64	5:56	FG	Allen 29-yd FG
Illinois	7	81	3:05	TD	Grimm 3-yd catch
Illinois	14	81	8:17	TD	Arnold 13-yd catch
UNLV	12	81	7:16	TD	Daniels 11-yd run
UNLV	8	94	4:10	TD	Daniels 33-yd run
UNLV	7	58	3:02	FG	Allen 35-yd FG
UNLV	13	75	5:44	FG	Allen 41-yd FG
West Virginia	13	83	6:16	TD	Neal 11-yd run
West Virginia	10	75	5:52	TD	Grimm 7-yd catch
West Virginia	5	75	2:33	TD	Hishaw 11-yd run
West Virginia	6	54	3:40	TD	Grimm 32-yd run
TCU	4	54	2:02	TD	Grimm 15-yd catch
TCU	10	71	4:25	TD	Neal 2-yd run
TCU	4	0	0:58	FG	Allen 24-yd FG
TCU	11	75	6:02	TD	Hishaw 8-yd run
TCU	10	42	4:39	FG	Allen 41-yd FG
Arizona State	10	75	5:18	TD	Daniels 22-yd run
Arizona State	10	85	5:03	TD	Skinner 30-yd catch
Arizona State	13	73	4:56	FG	Allen 20-yd FG
Arizona State	8	75	4:07	TD	Neal 31-yd run
Arizona State	7	69	4:09	TD	Skinner 34-yd catch
Houston	15	71	8:59	TD	Casey 2-yd catch
Houston	1	48	0:09	TD	Skinner 48-yd catch
Houston	6	84	3:19	TD	Neal 2-yd run
Houston	7	75	2:45	TD	Casey 3-yd catch
Houston	8	87	4:56	TD	Daniels 8-yd run
Houston	3	70	1:36	TD	Neal 5-yd run
Kansas State	11	75	6:09	TD	Morrison 38-yd run
Kansas State	6	75	3:44	TD	Grimm 10-yd catch
Kansas State	9	65	4:21	TD	Neal 24-yd run
Kansas State	3	54	1:31	TD	Daniels 8-yd run
Iowa State	2	74	0:43	TD	Grimm 70-yd catch
Iowa State	8	90	4:04	TD	Neal 13-yd run
Iowa State	6	73	3:01	TD	Skinner 24-yd catch
Iowa State	5	76	2:16	TD	Daniels 2-yd run
Iowa State	9	32	2:46	FG	Allen 47-yd FG
Iowa State	11	59	5:39	TD	Neal 10-yd run

OPPONENT SCORING DRIVES

OPPONENT	PLAYS	YDS.	TIME	DRIVE	SCORING PLAY
Lindenwood	14	75	6:12	FG	Seibert 34-yd FG
Illinois	14	62	7:35	FG	Olano 23-yd FG
Illinois	7	43	2:27	FG	Olano 50-yd FG
Illinois	8	80	3:54	TD	Feagin 1-yd run
Illinois	15	42	6:46	FG	Olano 43-yd FG
UNLV	11	55	4:49	FG	Chittenden 38-yd FG
UNLV	12	66	5:53	FG	Chittenden 27-yd FG
UNLV	2	33	00:31	TD	Thomas 27-yd catch
UNLV	4	-1	1:22	FG	Chittenden 23-yd FG
UNLV	18	75	9:22	TD	James 1-yd run
West Virginia	3	78	1:10	TD	White 1-yd run
West Virginia	8	34	1:17	TD	Greene 5-yd run
West Virginia	5	53	2:05	FG	Hayes II 40-yd FG
West Virginia	9	75	2:12	TD	Taylor 8-yd catch
West Virginia	7	67	1:56	TD	Gallagher III 15-yd catch
TCU	5	92	1:47	TD	Bech 35-yd catch
TCU	12	75	5:10	TD	Cook 3-yd run
TCU	11	75	2:40	TD	Bech 7-yd catch
TCU	2	75	0:47	TD	McAlister 59-yd catch
TCU	12	57	6:07	FG	Lemmermann 29-yd FG
Arizona State	7	75	3:12	TD	Guillory 28-yd catch
Arizona State	4	58	0:52	TD	Metayer 20-yd catch
Arizona State	10	48	5:21	TD	Skattebo 1-yd run
Arizona State	10	75	4:30	TD	Tyson 31-yd catch
Arizona State	8	75	1:48	TD	Tyson 3-yd catch
Houston	9	66	04:34	TD	Sneed 23-yd catch
Houston	5	75	01:58	TD	Mews 52-yd catch
Kansas State	13	95	6:35	TD	Anciaux 24-yd catch
Kansas State	8	59	3:43	TD	Oakley 2-yd catch
Kansas State	4	75	1:45	TD	Johnson 10-yd run
Kansas State	7	66	2:13	FG	Tennant 28-yd FG
Kansas State	7	15	2:02	FG	Tennant 51-yd FG
Iowa State	7	99	3:38	TD	Noel 27-yd catch
Iowa State	10	71	3:26	FG	Konrardy 22-yd FG
Iowa State	9	55	1:01	FG	Konrardy 38-yd FG
Iowa State	5	75	2:21	TD	Hansen 11-yd run
Iowa State	6	80	1:48	TD	Jackson 27-yd catch
Iowa State	3	42	0:42	TD	Noel 18-yd catch

KANSAS IN THE RED ZONE

DATE	OPPONENT	SCORE	TIMES IN RZ	TIMES SCORED	TOTAL PTS	TDS	RUSH TDS	PASS TDS	FGS MADE	FGA	DOWN	INT	Failed to Score Inside Red Zone		
													FUMB	HALF	GAME
Aug. 29	Lindenwood	W, 48-3	5	5	35	5	4	1	0	0	0	0	0	0	0
Sept. 7	Illinois	L, 23-17	3	3	17	2	0	1	1	1	0	0	0	0	0
Sept. 13	UNLV	L, 23-20	3	3	13	1	1	0	2	2	0	0	0	0	0
Sept. 21	West Virginia	L, 32-28	3	3	21	3	2	1	0	0	0	0	0	0	0
Sept. 28	TCU	L, 27-38	4	4	24	3	2	1	1	1	0	0	0	0	0
Oct. 5	Arizona State	L, 31-35	1	1	3	0	0	0	1	1	0	0	0	0	0
Oct. 19	Houston	W, 42-14	5	5	35	5	3	2	0	0	0	0	0	0	0
Oct. 26	Kansas State	L, 27-29	2	2	14	2	1	1	0	0	0	0	0	0	0
Nov. 9	Iowa State	W, 45-36	5	4	28	4	3	1	0	1	0	0	0	0	0
Totals			31	30	190	25	16	9	5	6	0	0	0	0	0
30 of 31 (96.8%)															

OPPONENTS IN THE RED ZONE

DATE	OPPONENT	SCORE	TIMES IN RZ	TIMES SCORED	TOTAL PTS	TDS	RUSH TDS	PASS TDS	FGS MADE	FGA	DOWN	INT	Failed to Score Inside Red Zone		
													FUMB	HALF	GAME
Aug. 29	Lindenwood	W, 48-3	1	1	3	0	0	0	1	1	0	0	0	0	0
Sept. 7	Illinois	L, 23-17	3	3	13	1	1	0	2	2	0	0	0	0	0
Sept. 13	UNLV	L, 23-20	5	4	16	1	1	0	3	3	0	0	0	0	1
Sept. 21	West Virginia	L, 32-28	5	4	29	4	2	2	0	0	0	1	0	0	0
Sept. 28	TCU	L, 27-38	3	3	17	2	1	1	1	1	0	0	0	0	0
Oct. 5	Arizona State	L, 31-35	5	3	21	3	1	2	0	1	0	1	0	0	0
Oct. 19	Houston	W, 42-14	1	0	0	0	0	0	0	0	1	0	0	0	0
Oct. 26	Kansas State	L, 27-29	3	3	17	2	1	1	1	1	0	0	0	0	0
Nov. 9	Iowa State	W, 45-36	4	4	21	2	1	1	2	2	0	0	0	0	0
Totals			30	25	137	15	8	7	10	11	1	2	0	0	1
25 of 30 (83.3%)															

KANSAS THIRD DOWN CONVERSIONS

DATE	OPPONENT	SCORE	OVERALL	PCT.	1ST QTR	PCT.	2ND QTR	PCT.	3RD QTR	PCT.	4TH QTR	PCT.	OT	PCT.
Aug. 29	Lindenwood	W, 48-3	6-10	60.0	0-1	0.0	3-4	75.0	2-2	100	1-3	33.3	0-0	0.0
Sept. 7	Illinois	L, 17-23	6-13	46.2	2-3	66.7	0-3	0.0	3-4	75.0	1-3	33.3	0-0	0.0
Sept. 13	UNLV	L, 23-20	5-12	41.7	2-2	100	1-3	33.3	1-4	25.0	1-3	33.3	0-0	0.0
Sept. 21	West Virginia	L, 32-28	6-13	46.2	1-2	50.0	3-4	75.0	1-3	33.3	1-4	25.0	0-0	0.0
Sept. 28	TCU	L, 27-38	9-17	52.9	2-2	100.0	1-4	25.0	4-6	66.7	2-5	40.0	0-0	0.0
Oct. 5	Arizona State	L, 31-35	7-12	58.3	3-4	75.0	1-3	33.3	1-3	33.3	2-2	100	0-0	0.0
Oct. 19	Houston	W, 42-14	3-7	42.9	2-3	66.7	1-2	50.0	0-1	0.0	0-1	0.0	0-0	0.0
Oct. 26	Kansas State	L, 27-29	8-13	61.5	3-4	75	2-2	100	2-3	66.7	1-4	25	0-0	0.0
Nov. 9	Iowa State	W, 45-36	7-13	53.8	0-1	0	2-3	66.7	5-5	100	0-4	0	0-0	0.0
Kansas			57-110	51.8	15-22	68.2	14-28	50	19-31	61.3	9-29	31	0-0	0.0
Opponents			48-118	40.7	11-27	40.7	14-36	38.9	7-20	35	16-35	45.7	0-0	0.0

KANSAS FOURTH DOWN CONVERSIONS

DATE	OPPONENT	SCORE	OVERALL	PCT.	1ST QTR	PCT.	2ND QTR	PCT.	3RD QTR	PCT.	4TH QTR	PCT.	OT	PCT.
Aug. 29	Lindenwood	W, 48-3	3-3	100	1-1	100	0-0	0.0	0-0	0.0	2-2	100	0-0	0.0
Sept. 7	Illinois	L, 17-23	1-2	50.0	0-0	0.0	0-1	0.0	1-1	100.0	0-0	0.0	0-0	0.0
Sept. 13	UNLV	L, 23-20	0-1	0.0	0-0	0.0	0-0	0.0	0-0	0.0	0-1	0.0	0-0	0.0
Sept. 21	West Virginia	L, 32-28	2-2	100	0-0	0.0	0-0	0.0	1-1	100	1-1	100	0-0	0.0
Sept. 28	TCU	L, 27-38	0-1	0.0	0-0	0.0	0-0	0.0	0-0	0.0	0-1	0.0	0-0	0.0
Oct. 5	Arizona State	L, 31-35	0-0	0	0-0	0	0-0	0	0-0	0	0-0	0	0-0	0.0
Oct. 19	Houston	W, 42-14	1-1	100	1-1	100	0-0	0	0-0	0	0-0	0	0-0	0.0
Oct. 26	Kansas State	L, 27-29	0-1	0	0-0	0	0-0	0	0-0	0	0-1	0	0-0	0.0
Nov. 9	Iowa State	W, 45-36	0-0	0	0-0	0	0-0	0	0-0	0	0-0	0	0-0	0.0
Kansas			7-11	63.6	2-2	100	0-1	0	2-2	100	3-6	50	0-0	0.0
Opponents			10-15	66.7	3-4	75	3-3	100	1-2	50	3-6	50	0-0	0.0

KANSAS TIME OF POSSESSION

DATE	OPPONENT	SCORE	OVERALL	1ST QTR	2ND QTR	3RD QTR	4TH QTR	OT
Aug. 29	Lindenwood	W, 48-3	31:02	4:43	7:51	6:37	11:51	00:00
Sept. 7	Illinois	L, 17-23	29:22	3:50	11:45	9:51	3:56	00:00
Sept. 13	UNLV	L, 23-20	28:54	7:27	8:26	6:28	6:33	00:00
Sept. 21	West Virginia	L, 32-28	36:47	8:47	9:20	10:37	8:03	00:00
Sept. 28	TCU	L, 27-38	31:36	06:32	07:02	09:28	08:34	00:00
Oct. 5	Arizona State	L, 31-35	30:41	7:26	8:06	6:31	8:38	00:00
Oct. 19	Houston	W, 42-14	28:19	9:13	7:03	1:29	10:34	00:00
Oct. 26	Kansas State	L, 27-29	27:40	8:39	5:17	8:10	5:34	00:00
Nov. 9	Iowa State	W, 45-36	35:17	7:13	8:10	5:39	14:15	00:00
Kansas			279:38:00	63:50:00	73:00:00	64:50:00	77:58:00	00:00
Avg.			31:04:00	7:06	8:07	7:12	8:40	00:00
Opponents			260:22:00	52:27:00	80:43:00	45:30:00	81:42:00	00:00
Avg.			28:56:00	5:50	8:58	5:03	9:05	00:00



SEASON GAME HIGHS

Kansas Individuals

RUSHES	27	Devin Neal at West Virginia (09/21/2024)
YARDS RUSHING	120	Devin Neal vs UNLV (09/13/2024)
TD RUSHES	2	Devin Neal vs Iowa St. (11/09/2024)
		Devin Neal vs Houston (10/19/2024)
		Jalon Daniels vs UNLV (09/13/2024)
		Devin Neal vs Lindenwood (08/29/2024)
LONG RUSH	54	Devin Neal vs Houston (10/19/2024)
PASS ATTEMPTS	34	Jalon Daniels vs TCU (09/28/2024)
PASS COMPLETIONS	18	Jalon Daniels at Kansas St. (10/26/2024)
		Jalon Daniels at Arizona St. (10/05/2024)
		Jalon Daniels at Illinois (09/07/2024)
YARDS PASSING	295	Jalon Daniels vs Iowa St. (11/09/2024)
TD PASSES	3	Jalon Daniels vs Houston (10/19/2024)
LONG PASS	70	Jalon Daniels vs Iowa St. (11/09/2024)
RECEPTIONS	9	Luke Grimm at Illinois (09/07/2024)
YARDS RECEIVING	135	Quentin Skinner vs Iowa St. (11/09/2024)
TD RECEPTIONS	2	Jared Casey vs Houston (10/19/2024)
		Quentin Skinner at Arizona St. (10/05/2024)
LONG RECEPTION	70	Luke Grimm vs Iowa St. (11/09/2024)
PUNTS	5	Damon Greaves vs TCU (09/28/2024)
		Damon Greaves at West Virginia (09/21/2024)
PUNTING AVG	54.5	Damon Greaves at Illinois (09/07/2024)
LONG PUNT	58	Damon Greaves at Illinois (09/07/2024)
PUNTS INSIDE 20	2	Damon Greaves vs Iowa St. (11/09/2024)
LONG PUNT RETURN	15	Trevor Wilson at Illinois (09/07/2024)
LONG KICKOFF RETURN	29	Trevor Wilson vs TCU (09/28/2024)
TACKLES	11	O.J. Burroughs at Arizona St. (10/05/2024)
SACKS	2	JB Brown vs Houston (10/19/2024)
		DJ Withers vs Houston (10/19/2024)
		Dean Miller vs Houston (10/19/2024)
TACKLES FOR LOSS	3.5	Jereme Robinson vs UNLV (09/13/2024)

Kansas Team

RUSHES	47	at West Virginia (09/21/2024)
YARDS RUSHING	331	Lindenwood (08/29/2024)
YARDS PER RUSH	7.5	Lindenwood (08/29/2024)
TD RUSHES	4	Lindenwood (08/29/2024)
PASS ATTEMPTS	34	TCU (09/28/2024)
PASS COMPLETIONS	18	at Kansas St. (10/26/2024)
		at Arizona St. (10/05/2024)
		at Illinois (09/07/2024)
YARDS PASSING	295	Iowa St. (11/09/2024)
YARDS PER PASS	12.3	Iowa St. (11/09/2024)
TD PASSES	3	Houston (10/19/2024)
TOTAL PLAYS	72	at West Virginia (09/21/2024)
TOTAL OFFENSE	532	Iowa St. (11/09/2024)
YARDS PER PLAY	8.6	Houston (10/19/2024)
POINTS	48	Lindenwood (08/29/2024)
SACKS BY	7	Houston (10/19/2024)
FIRST DOWNS	26	Lindenwood (08/29/2024)
PENALTIES	9	UNLV (09/13/2024)
PENALTY YARDS	90	UNLV (09/13/2024)
TURNOVERS	4	at Illinois (09/07/2024)
PUNTS	5	TCU (09/28/2024)
		at West Virginia (09/21/2024)
PUNTING AVG	54.5	at Illinois (09/07/2024)
LONG PUNT	58	at Illinois (09/07/2024)
PUNTS INSIDE 20	2	Iowa St. (11/09/2024)
LONG PUNT RETURN	15	at Illinois (09/07/2024)

Opponent Individuals

RUSHES	25	Cam Skattebo at Arizona St. (10/05/2024)
YARDS RUSHING	182	Cam Skattebo at Arizona St. (10/05/2024)
TD RUSHES	1	Carson Hansen vs Iowa St. (11/09/2024)
		Avery Johnson at Kansas St. (10/26/2024)
		Cam Skattebo at Arizona St. (10/05/2024)
		Cam Cook vs TCU (09/28/2024)
		Garrett Greene at West Virginia (09/21/2024)
		Jahiem White at West Virginia (09/21/2024)
		Kylin James vs UNLV (09/13/2024)
		Kaden Feagin at Illinois (09/07/2024)
LONG RUSH	54	DJ Giddens at Kansas St. (10/26/2024)
PASS ATTEMPTS	37	Rocco Becht vs Iowa St. (11/09/2024)
		Josh Hoover vs TCU (09/28/2024)
PASS COMPLETIONS	28	Josh Hoover vs TCU (09/28/2024)
YARDS PASSING	383	Rocco Becht vs Iowa St. (11/09/2024)
TD PASSES	4	Sam Leavitt at Arizona St. (10/05/2024)
LONG PASS	59	Josh Hoover vs TCU (09/28/2024)
RECEPTIONS	10	Jack Bech vs TCU (09/28/2024)
YARDS RECEIVING	167	Jaylin Noel vs Iowa St. (11/09/2024)
TD RECEPTIONS	2	Jaylin Noel vs Iowa St. (11/09/2024)
		Jordyn Tyson at Arizona St. (10/05/2024)
		Jack Bech vs TCU (09/28/2024)
LONG RECEPTION	59	Eric McAlister vs TCU (09/28/2024)
FIELD GOALS	3	Caden Chittenden vs UNLV (09/13/2024)
		David Olano at Illinois (09/07/2024)
LONG FIELD GOALS	51	Chris Tennant at Kansas St. (10/26/2024)
PUNTS	5	Patrick Turner vs Lindenwood (08/29/2024)
PUNTING AVG	48.5	Hugh Robertson at Illinois (09/07/2024)
LONG PUNT	52	Tyler Perkins vs Iowa St. (11/09/2024)
	52	Hugh Robertson at Illinois (09/07/2024)
PUNTS INSIDE 20	3	Simon McClannan at Kansas St. (10/26/2024)
		Marshall Nichols vs UNLV (09/13/2024)
		Patrick Turner vs Lindenwood (08/29/2024)
LONG PUNT RETURN	89	JP Richardson vs TCU (09/28/2024)
LONG KICKOFF RETURN	34	Mekhi Mews vs Houston (10/19/2024)
TACKLES	11	Josiah Trotter at West Virginia (09/21/2024)
		Jackson Woodard vs UNLV (09/13/2024)
SACKS	1	Desmond Purnell at Kansas St. (10/26/2024)
		Clayton Smith at Arizona St. (10/05/2024)
		Cooper McDonald vs TCU (09/28/2024)
		TJ Jackson II at West Virginia (09/21/2024)
		Tyrin Bradley Jr at West Virginia (09/21/2024)
		Antonio Doyle Jr. vs UNLV (09/13/2024)
		Xavier Scott at Illinois (09/07/2024)
TACKLES FOR LOSS	2	Zyrus Fiaseu at Arizona St. (10/05/2024)
		Antonio Doyle Jr. vs UNLV (09/13/2024)
INTERCEPTIONS	2	Xavier Scott at Illinois (09/07/2024)

Opponent Team

RUSHES	47	UNLV (09/13/2024)
YARDS RUSHING	309	at Arizona St. (10/05/2024)
YARDS PER RUSH	6.9	at Arizona St. (10/05/2024)
TD RUSHES	2	at West Virginia (09/21/2024)
PASS ATTEMPTS	38	Iowa St. (11/09/2024)
PASS COMPLETIONS	28	TCU (09/28/2024)
YARDS PASSING	383	Iowa St. (11/09/2024)
YARDS PER PASS	10.1	Iowa St. (11/09/2024)
TD PASSES	4	at Arizona St. (10/05/2024)
TOTAL PLAYS	72	at Kansas St. (10/26/2024)
		TCU (09/28/2024)
TOTAL OFFENSE	507	TCU (09/28/2024)
YARDS PER PLAY	7.4	Iowa St. (11/09/2024)
POINTS	38	TCU (09/28/2024)
SACKS BY	2	at West Virginia (09/21/2024)
		UNLV (09/13/2024)
FIRST DOWNS	28	at Arizona St. (10/05/2024)
PENALTIES	8	at Arizona St. (10/05/2024)
PENALTY YARDS	70	at Arizona St. (10/05/2024)
TURNOVERS	4	Houston (10/19/2024)
PUNTS	6	Lindenwood (08/29/2024)
PUNTING AVG	48.5	at Illinois (09/07/2024)
LONG PUNT	52	Iowa St. (11/09/2024)
		at Illinois (09/07/2024)
PUNTS INSIDE 20	3	at Kansas St. (10/26/2024)
		UNLV (09/13/2024)
		Lindenwood (08/29/2024)
LONG PUNT RETURN	89	TCU (09/28/2024)

THE LAST TIME KANSAS ...

TEAM

Scored 80+ points	86 vs. South Dakota State, 1947
Scored 70-79 points	76, Nebraska, 2007
Scored 60-69 points	62, Southeastern Louisiana, 2007
Scored 50-59 points	51 UCF, 2023
Scored 40-49 points	45 vs. Iowa State, 2024
Scored 40+ points in back-to-back games	49 vs. UNLV, 2023, 48 vs. Lindenwood, 2024
Rushed for 500+ yards	556, Missouri, 1975
Rushed for 400-499 yards	405 vs. Rutgers, 2018
Rushed for 300-399 yards	331 vs. Lindenwood, 2024
Rushed for 200-299 yards	237 vs. Iowa State, 2024
Passed for 500+ yards	544 vs. Arkansas, 2022
Passed for 400-499 yards	449 vs. UNLV, 2023
Passed for 300-399 yards	351 vs. TCU, 2022
Rushed/Passed for 200+ yards	237 rush, 295 pass vs. Iowa State, 2024
Had 600+ yards of total offense	603 vs. Arkansas, 2022
Had 500-599 yards of total offense	532 vs. Iowa State, 2024
Scored on first offensive play	vs. Central Michigan, 2014 (Pierson 74 yd run)
Won on final offensive play	at Texas, 2021 (Casey 2 pt. conversion)
Won on final defensive play	at West Virginia, 2022 (Bryant interception in OT)
Lost on final defensive play	at TCU, 2021 (Kell 25 yd FG)
Won in overtime	at West Virginia, 2022
Lost in overtime	vs. Arkansas (55-53), 2022
Recorded a safety	vs. Nicholls, 2018
Recorded two safeties	vs. Southeastern Louisiana, 2007
Recorded two defensive touchdowns	vs. BYU, 2023
Recorded 6+ sacks	7.0, vs. Houston, 2024
Executed a two-point conversion	vs. Arkansas, 2022
Recorded a 90+ yard scoring drive	90 vs. Iowa State, 2024
Zero punts in a game	vs. Lindenwood, 2024
Zero sacks allowed in a game	vs. Iowa State, 2024
Recorded a shutout	vs. Louisiana Tech, 2008
Held opponent to 0 yards rushing	(-31) vs. Southeastern Louisiana, 2007
Blocked multiple kicks in a game	2, vs. South Dakota State, 2011 (2 Blocked Punts)
Blocked multiple punts in a game	2, vs. South Dakota State, 2011
Scored a special teams TD	Trevor Wilson vs. UCF, 2023
Scored a special teams & defensive TD	vs. FIU, 2007
Had both an Interception & Fumble return for TD	vs. BYU, 2023
10+ Pass Breakups in a game	10, at West Virginia, 2020
4+ Force Fumbles in a game	4, at Nevada, 2023
Had a weather delay	1 hour, 58 minutes at West Virginia, 2024

INDIVIDUAL OFFENSE

Rushed for 200+ yards	224, Devin Neal vs. Oklahoma State, 2022
Rushed for 150-199 yards	190, Devin Neal at Texas Tech, 2022
Two Players Rushed for 100+ yards	Devin Neal (154), Daniel Hishaw, (134) vs. UCF, 2023
Three Players Rushed for 100+ yards	Smith (253), Banks (120) and Wright (116), vs. Missouri, 1975
Had 40+ carries	40, June Henley vs. Iowa State, 1996
Had 30-39 carries	32, Devin Neal vs. Oklahoma State, 2022
Had 25-29 carries	27, Devin Neal, at West Virginia, 2024
Rushed for 5 TDs	Never
Rushed for 4 TDs	James Sims vs. Colorado, 2010
Rushed for 3 TDs	Devin Neal vs. Kansas State, 2023
Passed for 500+ yards	544, Jalon Daniels vs. Arkansas, 2022
Passed for 400-499 yards	449, Jason Bean vs. UNLV, 2023
Passed for 300-399 yards	323, Jason Bean at Duke, 2021
Threw 5+ TDs	6, Jason Bean vs. UNLV, 2023
Threw 4 TDs	4, Jason Bean at Oklahoma, 2022
Threw 3 TDs	3, Jalon Daniels vs. Houston, 2024
Rushed and Passed for 5+ Touchdowns	6, Jalon Daniels vs. Arkansas, 2022
Had 60+ pass attempts	62, Peyton Bender vs. Central Michigan, 2017
Had 50-59 pass attempts	55, Jalon Daniels, vs. Arkansas, 2022
Had 40-49 pass attempts	44, Carter Stanley at Iowa State, 2019
Had 30-39 pass attempts	31, Jalon Daniels at Kansas State, 2024
Had 30+ pass completions	37, Jalon Daniels, vs. Arkansas, 2022
Had 25-29 pass completions	26, Carter Stanley vs. Texas Tech, 2019
QB Rush for 100+ yards	123, Jalon Daniels at Houston, 2022

QB Rush for 100+ yards, pass for 200+ yards	(121 / 217) Bill Whitemore vs. Colorado, 2002
Had 15+ catches	16, Kerry Meier vs. Iowa State, 2009
Had 10-14 catches	10, Luke Grimm vs. Arkansas, 2022
Had Two Players with 10+ catches	Dezmon Briscoe (14) and Kerry Meier (10) vs. Missouri, 2009
Had 250+ yards receiving	269, Dezmon Briscoe at Oklahoma, 2008
Had 200-249 yards receiving	233, Steven Sims Jr. vs. K-State, 2017
Had 150-199 yards receiving	160, Luke Grimm vs. UNLV, 2023
Had Two Players 100+ yards receiving	Luke Grimm (162), Lawrence Arnold (32) vs. UNLV, 2023
Had 100+ yards rushing and receiving	Devin Neal (224 rush, 110 receiving) vs. Oklahoma State, 2022
Had 200+ yards rushing and 100+ yards receiving	Devin Neal (224 rush, 110 receiving) vs. Oklahoma State, 2022
Had a touchdown rushing and receiving	Luke Grimm at West Virginia, 2024
3 Players with 100+ yards receiving	Never
Had 4+ TD receptions	4, Quintin Smith vs. Louisville, 1989
Had 3 TD receptions	3, Luke Grimm & Lawrence Arnold vs. UNLV, 2023
Had 2 TD receptions	Jared Casey vs. Houston, 2024

INDIVIDUAL DEFENSE

Intercepted 3 passes	3, Cobee Bryant vs. Houston, 2024
Intercepted 2 passes	2, Hasan Defense at West Virginia, 2018
Returned multiple interceptions for TDs	2, Patrick Brown vs. UAB, 1997
Returned an interception for a TD	25, Mello Dotson vs. Iowa State, 2024
Interception Return for 100+ yards	100, Aqib Talib vs. FIU, 2007
Recorded 15+ Tackles	15, Kenny Logan Jr. at TCU, 2021
Recorded 10-14 Tackles	10, JB Brown vs. Iowa State, 2024
Two Players with 10+ Tackles	(11) Rich Miller, (10) Kenny Logan Jr. vs. Arkansas, 2022
Three players with 10+ Tackles	(12) Joe Dineen Jr., (10) Keith Loneker Jr., (10) Tyrone Miller Jr., at Texas, 2017
Recorded 5+ Sacks	5, Brandon Perkins vs. Louisiana Tech, 2005
Recorded 4 Sacks	5, Brandon Perkins vs. Louisiana Tech, 2005
Recorded 3 Sacks	3, Lonnie Phelps vs. Tennessee Tech, 2022
Had 5+ Pass Breakups	5, JaCorey Shepherd vs. Iowa State
Recorded 2+ Fumble Recoveries	2, Hayden Hatcher at Oklahoma, 2022
Returned a fumble for a TD	22, Cobee Bryant vs. BYU, 2023
Recorded fumble recovery and interception	Cobee Bryant vs. BYU, 2023

INDIVIDUAL SPECIAL TEAMS

Returned a Kickoff for a Touchdown	100, Kenny Logan Jr., vs. Iowa State, 2020
Punt Return for a Touchdown	82, Trevor Wilson vs. UCF, 2023
Blocked a Punt	Dylan Downing vs. Lindenwood, 2024
Blocked Punt Return for a TD	Dakota Lewis vs. FIU, 2007
Blocked a FG	Kenean Caldwell at Arizona State, 2024
Blocked FG Return for a TD	61, Cobee Bryant vs. Tennessee Tech, 2022
Blocked a PAT	Team, at Oklahoma, 2018
Returned a PAT for a Two-Point Conversion	Carl Nesmith vs. Texas, 2000
Executed a Fake Punt for a First Down	Ryan Schadler at West Virginia, 2018
Executed a Fake Field Goal	T.J. Millweard and Trent Smiley vs. TCU, 2014
Executed an onside kick	Tabor Allen vs. Arkansas, 2022
Made 5+ Field Goals	5, Bruce Kallmeyer vs. Wichita State, 1983
Made 4 Field Goals	4, Scott Webb vs. Kansas State, 2006
Made a Field Goal of 50+ Yards	50, Jacob Borcila, at Duke, 2021
Recorded a 70+ yard Punt	76, Kyle Thompson at Texas, 2018
Recorded a 60-69 yard Punt	60, Reis Vernon at Oklahoma, 2022



THE LAST TIME A KANSAS OPPONENT ...

TEAM

Scored 80+ points	Never
Scored 70-79 points	70 at Oklahoma State, 2011
Scored 60-69 points	62 at Oklahoma, 2020
Scored 50-59 points	55 vs. Arkansas, 2022
Scored 40-49 points	40 at Texas, 2023
Rushed for 500+ yards	510 at Oklahoma, 2014
Rushed for 400-499 yards	426 vs. West Virginia, 2015
Rushed for 300-399 yards	309 at Arizona State, 2024
Rushed for 200-299 yards	226 at Kansas State, 2024
Passed for 500+ yards	548, at Texas Tech, 2016
Passed for 400-499 yards	403, at Oklahoma, 2022
Passed for 300-399 yards	383 vs. Iowa State, 2024
Rushed/Passed for 200+ yards	253 pass, 226 rush, at Kansas State, 2024
Had 600+ yards of total offense	661 at Texas, 2023
Had 500-599 yards of total offense	507 vs. TCU, 2024
Scored on first offensive play	vs. Texas, 2017 (49-yard reception)
Won on final offensive play	at TCU, 2021 (Kell 25 yd FG)
Lost on final defensive play	at Texas, 2021 (Casey 2 pt. Conversion)
Won in overtime	55-53, vs. Arkansas, 2022
Lost in overtime	55-42 at West Virginia, 2022
Recorded a safety	at Kansas State, 2024
Recorded two safeties	at Texas, 2001
Recorded two defensive touchdowns	TCU, 2020 (fumble ret., INT ret.)
Recorded two special teams touchdowns	at Kansas State, 2020 (two punt returns)
Zero punts in a game	at Texas, 2023
Zero sacks allowed in a game	at Arizona State, 2024
Held KU to 0 yards rushing	-25 at TCU, 2017
Blocked multiple kicks in a game	at Texas, 2019 (blocked 2 FGs)
Scored a special teams TD	vs. TCU, 2024 (Punt Return TD)
Scored a special teams & defensive TD	vs. TCU, 2020

INDIVIDUAL OFFENSE

Rushed for 300+ yards	427, Samaje Perine at Oklahoma, 2014
Rushed for 200+ yards	217, Jonathan Brooks at Texas, 2023
Two Players Rushed for 100+ yards	Jefferson (130), Dubinion (1112) vs. Arkansas, 2022
Three Players Rushed for 100+ yards	Howard (129), Smallwood (115), Shell (108) vs. West Virginia, 2015
Had a 90+ yard run from scrimmage	93, D'Onte Foreman at Texas, 2015
Had 40+ carries	51, D'Onta Foreman vs. Texas, 2016
Had 30-39 carries	33, Tahj Brooks vs. Texas Tech, 2023
Had 25-29 carries	25, Cam Skattebo at Arizona State, 2024
Rushed for 5+ TDs	5, Samaje Perine at Oklahoma, 2014
Rushed for 4 TDs	Gunnar Holmberg at Duke, 2021
Rushed for 3 TDs	3, Dillon Gabriel vs. Oklahoma, 2023
Passed for 500+ yards	Never
Passed for 400-499 yards	403, Dillon Gabriel at Oklahoma, 2022
Passed for 300-399 yards	383, Rocco Becht vs. Iowa State, 2024
Threw 5+ TDs	6, Casey Thompson at Texas, 2021
Threw 4 TDs	Sam Leavitt, at Arizona State, 2024
Threw 3 TDs	Rocco Becht vs. Iowa State, 2024
Had 50+ pass attempts	51, Kedon Slovis vs. BYU, 2023
Had 40-49 pass attempts	41, Alan Bowman at Oklahoma State, 2023
Had 30-39 pass attempts	37, Rocco Becht vs. Iowa State, 2024
Had 30+ pass completions	Hunter Dekkers vs. Iowa State, 2022
Had 25-29 pass completions	28, Josh Hoover vs. TCU, 2024
Had completion percentage of 75 percent (Min. 20 pass attempts)	75.6% Josh Hoover vs. TCU, 2024 (28-of-37)
Had completion percentage of 80 percent (Min. 20 pass attempts)	84.3%, Baker Mayfield vs. Oklahoma (27-of-32)
Had completion percentage of 90+ percent (Min. 20 pass attempts)	95.8%, Geno Smith at West Virginia 2012 (23-of-24)**
QB Rush for 100+ yards	124, Matthew Sluka vs. UNLV, 2024
QB Rush for 100+ yards, pass for 200+ yards	KJ Jefferson (130 rush, 287 pass) Arkansas, 2022
Had 15+ catches	15, Dana Alexander vs. Missouri, 2009
Had 10-14 catches	10, Jack Bech vs. TCU, 2024
Had Two Players with 10+ catches	Never*
Had 250+ yards receiving	300, Adarius Bowman vs. Oklahoma State, 2006

Had 200-249 yards receiving	206, Quentin Johnson, vs. TCU, 2022
Had 150-199 yards receiving	167, Jaylin Noel vs. Iowa State, 2024
Had 100+ yards rushing and receiving	Ollie Gordon (68 rushing, 116 receiving) at Oklahoma State, 2023
Had a touchdown rushing and receiving	Ta'Zawn Henry at Houston, 2022
2 Players with 100+ yards receiving	Jack Bech (131), Eric McAlister (100), vs. TCU, 2024
3 Players with 100+ yards receiving	Never*
Had 4+ TD receptions	4, Adarius Bowman vs. Oklahoma, 2006
Had 3 TD receptions	Xavier Worthy, at Texas, 2021
Had 2 TD receptions	Jaylin Noel vs. Iowa State, 2024

INDIVIDUAL DEFENSE

Intercepted 3+ passes	3, Darcel McBath Texas Tech, 2008
Intercepted 2 passes	Kolby Harvell-Peel at Oklahoma State, 2019
Returned multiple interceptions for TDs	Never*
Returned an interception for a TD	CJ Ceasar vs. TCU, 2020
Interception Return for 100+ yards	Never*
Recorded 15+ Tackles	15, Raaquan Davis at Baylor, 2016
Recorded 10-14 Tackles	10, Ta'Shawn James vs. Iowa State, 2024
Two Players with 10+ Tackles	11, Josiah Trotter and 10, Trey Lathan at West Virginia, 2024
Recorded 5+ Sacks	Never*
Recorded 4 Sacks	Never*
Recorded 3 Sacks	3.5, Josaiah Steward at Coastal Carolina, 2021
Forced 2 fumbles	K.J. Smith at Baylor, 2014

INDIVIDUAL SPECIAL TEAMS

Returned a Kickoff for a Touchdown	Tristan Ebner at Baylor, 2020
Kickoff Return of 100 Yards	Tristan Ebner at Baylor, 2020
Two returns for TDs	Phillip Brooks at Kansas State, 2020 (Punts)
Punt Return for a Touchdown	JP Richardson vs. TCU, 2024
Blocked a Punt	Alex Spillum, at Coastal Carolina, 2021
Blocked a Punt Return for a TD	Alex Spillum, at Coastal Carolina, 2021
Blocked a FG	Nick McCann vs. Texas Tech, 2019
Blocked FG Return for a TD	Deonte Roberts (64) vs. Rutgers, 2018
Blocked a PAT	Xavier Ross at Oklahoma State, 2023
Returned a PAT for a Two-Point Conversion	Keenan Garber vs. Kansas State, 2023
Made 5+ Field Goals	5, Jeff Jacke, at Missouri, 1992
Made 4+ Field Goals	Alex Hale, at Oklahoma State, 2023
Made a Field Goal of 50+ Yards	51, Chris Tennant, at Kansas State, 2024
Recorded a 70+ yard Punt	73, Quinn Sharp, Oklahoma State, 2012
Recorded a 60-69 yard Punt	62, Matt Freem, at Nevada, 2023