

BYU MEN'S BASKETBALL



31 NCAA TOURNAMENT APPEARANCES

1 ELITE EIGHT

27 ALL-AMERICANS

2 NAISMITH AWARD WINNERS

2 NAISMITH HALL OF FAME INDUCTEES

PROVIDENCE

Date: December 3, 2024
Time: 8:30 p.m. ET
Location: Providence, Rhode Island
Venue: Amica Mutual Pavilion
Television: FS1
Talent: Dave Sims, Dickey Simpkins
Radio: BYU Sports Network
Talent: Greg Wrubell, Mark Durrant
BYU Radio Sirius XM 143
KSL 102.7/1160 AM

SCHEDULE/RESULTS

OVERALL: 6-1 | BIG 12: 0-0 | STREAK: W1
HOME: 5-0 | AWAY: 0-0 | NEUTRAL: 1-1

NOVEMBER

Tue.	5	Central Arkansas	7 p.m.	W, 88-50
Fri.	8	UC Riverside	7 p.m.	W, 86-80
Wed.	13	Queens	7 p.m.	W, 99-55
Sat.	16	Idaho	1 p.m.	W, 95-71
Sat.	23	Mississippi Valley State	7 p.m.	W, 87-43
Thu.	28	vs. No. 23 Ole Miss!	2:30 p.m.	L, 85-96 (OT)
Fri.	29	vs. NC State!	12:30	W, 72-61

DECEMBER

Tue.	3	at Providence#	8:30 p.m.	FS1
Wed.	11	Fresno State	7 p.m.	ESPN+
Sat.	14	vs. Wyoming ^	7 p.m.	ESPN+
Fri.	20	Florida A&M	7 p.m.	ESPN+
Tue.	31	Arizona State*	2 p.m.	ESPN2

JANUARY

Sat.	4	at No. 17 Houston*	1 p.m.	ESPN+
Tue.	7	Texas Tech*	7 p.m.	ESPN+
Sat.	11	at TCU*	1 p.m.	ESPN/2
Tue.	14	Oklahoma State*	7 p.m.	ESPN+
Sat.	18	at Utah*	7 p.m.	ESPN+
Tue.	21	at Colorado*	9 p.m.	ESPNU
Sat.	25	No. 14 Cincinnati*	8 p.m.	ESPN2
Tue.	28	No. 15 Baylor*	7 p.m.	ESPN/2

FEBRUARY

Sat.	1	at UCF*	4 p.m.	ESPN+
Tue.	4	Arizona*	9 p.m.	ESPN/2
Sat.	8	at No. 14 Cincinnati*	6 p.m.	ESPN2
Tue.	11	at West Virginia*	7 p.m.	CBSSN
Sat.	15	Kansas State*	7 p.m.	ESPN+
Tue.	18	No. 1 Kansas*	7 p.m.	ESPN/2
Sat.	22	at Arizona*	6/8 p.m.	ESPN/2
Wed.	26	at Arizona State*	7:30 p.m.	ESPN+

MARCH

Sat.	1	West Virginia*	8 p.m.	ESPN/2/U
Tue.	4	at No. 6 Iowa State*	7 p.m.	ESPN/2/U
Sat.	8	Utah*	8:30 p.m.	ESPN/2/U

* Denotes Big 12 Game
! Rady Children's Invitational (San Diego, Calif.)
Big 12-BIG EAST Battle
^ Played at Delta Center (Salt Lake City, Utah)
@ Phillips 66 Big 12 Men's Basketball Championship (Kansas City, Mo.)

All Times Local to Site and Subject to Change
Rankings Reflect the Newest AP Top 25 Poll
Home Games played at the Marriott Center

BYU ATHLETIC COMMUNICATIONS

Director of Communications/MBB Contact: Tyson Jex
Email: tyson_jex@byu.edu
Cell: 801-648-4922

TIPOFF

BYU will play its first true road game of the season on Tuesday, Dec. 3, when the Cougars face the Friars of Providence at Amica Mutual Pavilion in Providence, R.I. as part of the BIG EAST-Big 12 Battle. Tip is scheduled for 8:30 p.m. ET.

Tuesday's game can be found on FS1 with Dave Sims and Dickey Simpkins on the call. It will also be broadcast live on BYU Radio Sirius XM 143, KSL 102.7/1160 AM and BYURadio.org/BYU Radio app with Greg Wrubell and Mark Durrant.

WICKED GOOD MEMORIES

Tuesday will be the third all-time meeting between the two programs and first since Dec. 21, 1982 when BYU defeated the Friars 66-52 inside the friendly confines of the Marriott Center.

Tuesday's showdown will be BYU's first trip to face Providence at Amica Mutual Pavilion but isn't the Cougars first trip to the Renaissance City as they defeated Princeton and No. 10 UCLA at then-Providence Civic Center during their run to the Elite Eight in 1981.

YOU CAN ALWAYS GO HOME

BYU assistant coach John Linehan returns to Providence where he played from 1997-2002. He was a two-time BIG EAST Defensive Player of the Year after leading the league in steals three times. He finished his career with a then NCAA record 385 that was broken by Richmond's Jacob Gilyard in 2021. He averaged 12.5 points, 3.8 rebounds, 4.4 assists and 4.5 steals per game, finishing second in the nation in steals. He was awarded the Henry Iba Corinthian Award, as the National Association of Basketball Coaches' Defensive Player of the Year.

Chief of Staff Doug Stewart is no stranger to Providence himself as he was a four-year letterwinner and team captain for Brown. He was also an assistant for the men's program from 2006-08.

BUSINESS TRIP

Tuesday's contest at Providence marks the first non-conference road game for the Cougars in the Eastern Time Zone since Nov. 15, 2007 when they defeated Princeton 65-56 behind a 22-point, seven rebound performance from Elijah Bryant. Zac Seljaas (11) and TJ Haws (10) also scored in double figures with Yoeli Childs finishing with eight points and 11 rebounds.

PROBABLE STARTERS



EGOR DEMIN

6-9 | FRESHMAN | MOSCOW, RUSSIA | REAL MADRID

	Season Statistics										Career Statistics									
	GP-GS	MIN/G	FG%	3FG%	FT%	R/G	A/G	STL	BLK	PTS/G	GP-GS	MIN/G	FG%	3FG%	FT%	R/G	A/G	STL	BLK	PTS/G
Home	5-5	29.4	.644	.565	.500	4.0	7.2	12	4	15.2	5-5	29.4	.644	.565	.500	4.0	7.2	12	4	15.2
Away	0-0	0.0	.000	.000	.000	0.0	0.0	0	0	0.0	0-0	0.0	.000	.000	.000	0.0	0.0	0	0	0.0
Neutral	2-2	32.1	.400	.182	.667	7.0	4.0	1	2	12.0	2-2	32.1	.400	.182	.667	7.0	4.0	1	2	12.0
Total	7-7	30.1	.569	.441	.579	4.9	6.3	13	6	14.3	7-7	30.1	.569	.441	.579	4.9	6.3	13	6	14.3

KANON CATCHINGS

6-9 | FRESHMAN | BROWNSBURG, INDIANA | OVERTIME ELITE

	Season Statistics										Career Statistics									
	GP-GS	MIN/G	FG%	3FG%	FT%	R/G	A/G	STL	BLK	PTS/G	GP-GS	MIN/G	FG%	3FG%	FT%	R/G	A/G	STL	BLK	PTS/G
Home	5-5	24.9	.382	.257	.500	3.8	1.4	6	7	11.4	5-5	24.9	.382	.257	.500	3.8	1.4	6	7	11.4
Away	0-0	0.0	.000	.000	.000	0.0	0.0	0	0	0.0	0-0	0.0	.000	.000	.000	0.0	0.0	0	0	0.0
Neutral	2-2	28.6	.421	.538	.333	2.5	1.0	0	0	12.0	2-2	28.6	.421	.538	.333	2.5	1.0	0	0	12.0
Total	7-7	26.0	.392	.333	.467	3.4	1.3	6	7	11.6	7-7	26.0	.392	.333	.467	3.4	1.3	6	7	11.6

KEBA KEITA

6-8 | JUNIOR | BAMAKO, MALI | UTAH

	Season Statistics										Career Statistics									
	GP-GS	MIN/G	FG%	3FG%	FT%	R/G	A/G	STL	BLK	PTS/G	GP-GS	MIN/G	FG%	3FG%	FT%	R/G	A/G	STL	BLK	PTS/G
Home	4-4	18.1	.700	.000	.438	10.3	1.3	4	3	8.8	39-11	14.3	.639	.000	.531	5.5	0.5	.23	.36	7.5
Away	0-0	0.0	.000	.000	.000	0.0	0.0	0	0	0.0	22-6	13.9	.535	.000	.536	4.0	0.4	20	20	4.1
Neutral	2-2	20.3	.400	.000	.500	8.0	2.5	0	2	3.0	11-2	12.9	.621	.000	.417	4.6	0.6	6	9	3.7
Total	6-6	18.8	.640	.000	.450	9.5	1.7	4	5	6.8	72-19	14.0	.612	.000	.521	4.9	0.5	.49	.65	5.9

RICHIE SAUNDERS

6-5 | JUNIOR | RIVERTON, UTAH | WASATCH ACADEMY

	Season Statistics										Career Statistics									
	GP-GS	MIN/G	FG%	3FG%	FT%	R/G	A/G	STL	BLK	PTS/G	GP-GS	MIN/G	FG%	3FG%	FT%	R/G	A/G	STL	BLK	PTS/G
Home	5-5	25.7	.529	.417	.444	4.8	2.0	8	5	13.6	39-7	19.1	.508	.336	.632	3.5	1.2	31	12	8.3
Away	0-0	0.0	.000	.000	.000	0.0	0.0	0	0	0.0	19-1	17.3	.495	.439	.696	3.1	0.5	14	2	7.1
Neutral	2-2	30.2	.400	.000	.900	4.0	0.5	3	0	14.5	17-2	21.3	.469	.351	.806	3.5	1.2	13	6	9.1
Total	7-7	27.0	.493	.412	.684	4.6	1.6	11	5	13.9	75-10	19.1	.496	.360	.698	3.4	1.0	58	20	8.1

DALLIN HALL

6-4 | JUNIOR | PLAIN CITY, UTAH | FREMONT HS

	Season Statistics										Career Statistics									
	GP-GS	MIN/G	FG%	3FG%	FT%	R/G	A/G	STL	BLK	PTS/G	GP-GS	MIN/G	FG%	3FG%	FT%	R/G	A/G	STL	BLK	PTS/G
Home	1-1	21.4	.429	.429	.500	4.0	5.0	1	0	10.0	35-27	24.8	.465	.365	.631	2.7	4.4	28	3	8.3
Away	0-0	0.0	.000	.000	.000	0.0	0.0	0	0	0.0	19-18	26.4	.367	.342	.667	3.1	3.9	17	0	8.3
Neutral	2-2	28.9	.364	.250	.500	3.0	3.5	2	0	5.5	17-9	23.7	.385	.373	.585	2.3	3.6	16	0	7.6
Total	3-3	26.4	.389	.333	.500	3.3	4.0	3	0	7.0	71-54	25.0	.416	.360	.627	2.7	4.1	61	3	8.1

BYU QUICK FACTS

University Information

Location: Provo, Utah 84602
Elevation: 4,553 feet
Enrollment: 35,743
Founded: October 16, 1875
Owned: The Church of Jesus Christ of Latter Day Saints
Nickname: Cougars
Mascot: Cosmo the Cougar
Colors: Blue and White
Arena (capacity): Marriott Center (17,978)
Conference: Big 12
BYU President: C. Shane Reese (BYU, 1994)
Athletics Director: Tom Holmoe (BYU, 1983)
Athletic Website: BYUcougars.com

2024-25 Preview

Lettermen Returning/Lost: 8/7
Newcomers: 8
Starters Returning/Lost: 2/3
Returning Scoring: 49.6% (1,374 of 2,768)
Returning Rebounding: 42.6% (572 of 1,343)
Returning Assists: 51.7% (325 of 629)
Returning Blocks: 30.7% (31 of 101)
Returning Steals: 57.4% (116 of 202)
Returning Minutes: 49.0% (3,333 of 6,800)

BYU History

First Year of Basketball: 1903
All-Time On-Court Record: 1,944-1149 (.628)
All-Time Adjusted Record: 1,896-1147 (.622)
Winning Seasons: 97/95 (last 2023-24)
Regular Season Conference Championships: 29 (last 2010-11)
Postseason Appearances (record): 45/43 (33-44/30-42)*
Total NCAA Appearances (record): 31 (15-34)
Last NCAA Appearance: 2024
First Round: L vs. No. 11 seed Duquesne
Total NIT Appearances (Record): 15/13 20-13/17-11)*
Last NIT Appearance: 2022
Quarterfinal: L vs. No. 3 Washington State, 77-58
*On court record/official adjusted record

Media Relations

Men's Basketball Contact: Tyson Jex
Cell Phone: 801-648-4922
Email: Tyson_jex@byu.edu

GETTING BACK ON TRACK

The Cougars secured third place in the Rady Children's Invitational with a 72-61 win over NC State on Friday afternoon in front of 4,000 fans at LionTree Arena on the campus of UC San Diego.

In their second straight win over the Wolfpack, BYU led from start to finish after making five of its first six shots including four 3-pointers to jump out to a 14-6 lead in the opening four minutes. They would end up shooting 54.0 percent from the field and 60.0 percent from three in the opening 20 minutes of the contest.

The Cougars' 10 3-pointers are the most given up by NC State this season and marked the sixth time the team from Provo had connected on double digit triples.

Richie Saunders was one of two Cougars to score in double figures as the junior finished with a team-high 13 points, going 4-of-7 from the field and a perfect 3-of-3 from beyond the arc. **Fousseyni Traore** finished with 10 points, marking the fifth time the senior has scored in double digits in his last six games.

Egor Demin was two points short of his second career double-double as the freshman had eight points and 11 rebounds, four of those coming on the offensive glass. He also had four assists to lead the team in assists for the seventh straight game.

BEEN A MINUTE

BYU's game at Providence on Tuesday is the first of four regular season road games that the Cougars will play in the Eastern Time Zone this season, something they haven't done since 1962-63 when they played La Salle, Saint Joseph's, Ohio State Memphis in a seven-day span.

WINNERS WIN

A win on Tuesday would give **Trevin Knell** 88 victories during his time at BYU, tied for the 20th most in program history with Luke Worthington (2013-15, 17-19). The senior sharpshooter also ranks 16th in career winning percentage as the Cougars have won close to 72 percent of games he has played in.

EAST COAST COUGS

BYU is 11-12 in games played in the Eastern Time Zone since the beginning of the 2010-11 season including wins at West Virginia and UCF last season. During that same stretch, BYU is 5-1 in true road games with the only loss coming at Mississippi State on Dec. 29, 2018.

Date	Opponent	Result
February 3, 2024	at West Virginia	W, 86-73
January 13, 2024	at UCF	W, 63-58
November 25, 2022	vs. Dayton	W, 79-75 (ot)
November 24, 2022	vs. Butler	L, 70-75
November 23, 2022	vs. USC	L, 76-82
March 20, 2021	vs. UCLA*	L, 62-73
December 2, 2020	vs. St. John's	W, 74-58
December 1, 2020	vs. USC	L, 53-79
December 29, 2018	at Mississippi State	L, 81-103
November 25, 2017	vs. UMass	W, 68-66
November 24, 2017	vs. Alabama	L, 59-71
November 15, 2017	at Princeton	W, 65-56
March 29, 2016	vs. Valparaiso#	L, 70-72
March 17, 2015	vs. Ole Miss&	L, 90-94
December 7, 2013	vs. UMass	L, 90-105
April 2, 2013	vs. Baylor#	L, 70-75
November 17, 2012	vs. Notre Dame	L, 68-78
November 16, 2012	vs. Florida State	L, 70-88
March 15, 2012	vs. Marquette*	L, 68-88
March 13, 2012	vs. Iona*	W, 78-72
January 25, 2012	at Virginia Tech	W, 70-68
December 30, 2010	at Buffalo	W, 90-82
December 8, 2010	vs. Vermont	W, 86-58

NCAA Tournament

* NIT

RUN, RUN, RICHIE

Junior **Richie Saunders** was named to the Rady Children's Invitational All-Tournament team on Friday afternoon after helping the Cougars finish third following a 72-61 win over NC State. During the two-day tournament in America's Finest City, Saunders averaged 14.5 points, 4.0 rebounds, 1.5 steals per game and one bloody headband. He shot 40.0 percent from the field, 40.0 percent from three 90.0 percent from the free throw line. He also eclipsed 600 career points in the win over the Wolfpack.

Scoring in double figures against Providence on Tuesday would mean Saunders has scored 10 or more points in three consecutive games for the first time in his career. The native of Riverton has also hit a 3-pointer in seven straight games, tying a career-high that he set in the latter stages of last season.

SPEAKING OF STREAKS

One 3-pointer on Tuesday would extend **Trevin Knell's** 3-point streak to eight games marking the second straight season he has made at least one 3-pointer in the first eight games of the season.

OUT OF THE BLOCKS FAST

Kevin Young has yet to trail at halftime during his tenure at BYU as the Cougars have outscored opponents by a combined 100 points in the opening stanza. With their performance against NC State where they shot 53.8 percent from the field, BYU has now shot over 50.0 percent in the first half in six straight games after only shooting 45.0 percent from the field in the season opener against Central Arkansas.

FEED THE BEAST

Fousseyni Traore has scored in double figures five time this season and 59 times during his four-year career at BYU, resulting in 39 victories for the Cougars. Through seven appearances including a start against Mississippi Valley State, the senior from Bamako, Mali is averaging a career-high 13.3 points per game as he enters this week 43rd on the all-time scoring list with 1,119 points, two shy of passing Chase Fischer (2014-16) for 42nd.

Rk	Name, Years	G	Pts
37	Kari Liimo, 1966-69	76	1,156
38	Doug Howard, 1967-70	79	1,143
39	Mel Hutchins, 1947-48, 49-51	97	1,141
40	Travis Hansen, 2000-03	86	1,137
41	Steve Schreiner, 1988-91	93	1,128
42	Chase Fischer, 2014-16	71	1,121
43	Fousseyni Traore, 2021-present	99	1,119

Traore is on his way to becoming the all-time leader in offensive rebounds in program history as he has multiple offensive boards in all seven games this season for the Cougars. Through 99 games, the 6-foot-6 forward has 261 offensive rebounds which are the fourth-most in program history, eight shy of passing Ken Roberts (1990-91, 93-96) in third.

Rk	Name, Years	G	OReb	Avg
1	Kyle Collinsworth, 2010-11, 13-16	140	307	2.2
2	Nate Austin, 2011-16	153	289	1.9
3	Ken Roberts, 1990-91, 93-96	126	268	2.1
4	Fousseyni Traore, 2021-present	99	261	2.6

HOLDING ON TIGHT

BYU extended its win streak to 34 games when leading with five minutes left in regulation. The Cougars last lost a late lead in a 75-74 setback to No. 8 Gonzaga on Jan. 12, 2023 at the Marriott Center.

PICK YOUR POISON

BYU has seven players on the roster who have scored 20 or more points in their collegiate careers. Four players have reached that mark this season including freshman **Egor Demin**, who finished with a career-high 20 in the Cougars win over UC Riverside.

Player	Career High	Opponent (Date)
Dawson Baker*	33	vs. UC San Diego (2/23/23)
Fousseyni Traore	29	vs. Idaho (11/16/24)
Trevin Knell	27	vs. Cincinnati (1/5/24)
Richie Saunders	26	vs. Idaho (11/16/24)
Mawot Mag!	24	at Iowa (1/9/24)
Dallin Hall	23	vs. Saint Mary's (1/28/23)
Egor Demin	20	vs. UC Riverside (11/8/24)

* at UC Irvine 1 at Rutgers

FOUSS FACTS

Barring a total meltdown, **Fousseyni Traore** will finish his BYU career as the program leader in field goal percentage. He is actually one of six active NCAA Division I players to be shooting over 60.0 percent from the field with at least 400 field goals made.

Rk	Name, School	FG	FGA	Pct
1	Ryan Kalkbrenner, Creighton	763	1,144	.667
2	Kelton Telford, Winthrop	548	852	.643
3	Oumar Ballo, Indiana	526	812	.648
4	Max Brooks, UMass Lowell	509	811	.628
5	Vladislav Goldin, Michigan	490	791	.619
6	Fousseyni Traore, BYU	435	711	.612

*Minimum 400 FG Made

Tuesday will be Traore's 100th game in a BYU uniform as the senior is shooting a program record 61.2 percent from the field, 0.35 percent higher than Alan Taylor (min. 300 FG Made).

DECK THE HALL(S)

Following his four-assist performance in BYU's win over NC State, **Dallin Hall** has dishd out three or more assists in 29 consecutive games including a career-high 12 assists in BYU's last trip to the Eastern Time Zone against West Virginia.

Hall's 292 assists are the 20th most in program history, eight away from passing Marty Perry (1982-85) and becoming the 19th player in program history with 300 or more career assists.

Rk	Name, Years	G	Ast	Avg
15	Steve Craig, 1975-76, 78-81	112	329	2.9
16	Michael Smith, 1983-84, 86-89	122	317	2.6
17	Jackson Emery, 2005-06, 08-11	133	312	2.3
18	Scott Sinek, 1981-85	115	311	2.7
19	Marty Perry, 1982-85	85	299	3.5
20	Dallin Hall, 2022-present	71	292	4.1

A DEMIN A DOZEN

Egor Demin's 44 assists are the most by any freshmen in NCAA Division I men's basketball as of Monday morning as he is one of two players (Illinois' Kasparas Jakucionis) to have 40 or more assists.

The native of Moscow, Russia has scored in double figures five times and is averaging a team-high 14.3 points per game while shooting 56.9 percent from the field, 44.1 percent from three and 57.9 percent from the charity stripe. Prior to Friday's game against NC State, Demin had knocked down multiple 3-pointers in his first six collegiate games. His 6.3 assists per game is tops in the Big 12 while pulling down 4.9 rebounds per game after his 11-rebound performance in the win over the Wolfpack.

IN THE RANKINGS

As of Monday, BYU ranks Top 10 nationally in rebound margin (3rd) and 3-point attempts per game (7th) while ranking 11th in 3-point field goals per game and 13th in assists per game. Individually, Fousseyni Traore ranks 11th in field goal percentage as the senior is shooting 69.2 percent from the field. Egor Demin ranks in the Top 30 in assists (27th) and assists per game (15th).

ON YOUR MARK

Former BYU hoopster and radio analyst Mark Durrant has his name all over the record book including ranking fourth in consecutive games played as the Provo High School grad appeared in 128 straight games during his playing career that spanned from 1989-90, 92-95. **Trevin Knell** is three wins away from tying Durrant for the most wins in program history.

ROAD CLOSED

BYU has lost its last two road openers including a 73-69 setback to rival Utah last season at the Huntsman Center.

UP NEXT

BYU returns to the friendly confines of the Marriott Center next Wednesday, Dec. 11, to host Fresno State. Tip is scheduled for 7 p.m. MT on ESPN+.



BYU'S RECORD WHEN...

	2024-25	Streak	Notes
Against Non-conference opponents.....	6-1	W1	
At Home.....	5-0	W18	18 consecutive non-conference wins at the Marriott Center; winners of 33 of last 35
On Road.....	0-0	L1	
At Neutral Sites.....	0-0	W1	Won three straight at neutral site MTE's
Against Big 12 opponents.....	0-0	L1	Picked to finish 9th in the Big 12 Preseason Poll
At Home.....	0-0	W6	Six straight victories including ranked win over No. 11 Baylor
On Road.....	0-0	L1	
At Neutral Sites.....	0-0	L1	Went 1-1 at 2024 Big 12 Championship
vs. AP Top-25 team.....	0-0	L3	Dropped two straight after wins over No. 11 Baylor and No. 7 Kansas
vs. AP Top-15 team.....	0-0	L1	
vs. AP Top 10 team.....	0-0	L1	Defeated No. 7 Kansas at Allen Field house on Feb. 27
vs. AP Top 5 team.....	0-0	L6	Lost six straight; last win over No. 2 Gonzaga (91-78) on Feb. 2020
as AP Top-25 team.....	0-0	L2	5-5 in their last 10 games as a ranked team
as AP Top-15 team.....	0-0	L1	3-3 in last six games
as AP Top 10 team.....	0-0	L1	went 2-1 at Mountain West Championship in 2011
as AP Top 5 team.....	0-0	W1	defeated Wyoming 102-78 on March 5, 2011
Leading at Half.....	6-1	W1	Won 11 straight home games when leading at half
Leading by 1-5 points.....	1-1	L1	Won 10 of last 12; eight straight wins at home
Leading by 6-10.....	1-0	W4	Won 15 of 17 including 87-73 over UCF at Big 12 Championship
Leading by 11-15.....	1-0	W1	Won 20 of last 21 dating back to 2021-22 season
Leading by 16-20.....	0-0	L1	31-2 since the beginning of 2012-13 season
Leading by 21+.....	3-0	W25*	
Trailing at Half.....	0-0	L2	Overcame a 17-point halftime deficit to defeat TCU on March 2, 2024
Trailing by 1-5 points.....	0-0	L1	3-7 over last 10 games with lone home win against Nicholls (11/19/22)
Trailing by 6-10.....	0-0	L1	3-17 over last 20 with all three wins coming away from Provo
Trailing by 11-15.....	0-0	L2	2-3 over last five games
Trailing by 16-20.....	0-0	L1	Overcame 17-point halftime deficit against TCU last season
Tied at Half.....	0-0	L3	Last win was over Portland on New Year's Eve 2022
Leading with 5:00 left (regulation).....	6-0	W34	Won 49 of last 51; last loss vs. Gonzaga on Feb. 12, 2023
Trailing or Tied with 5:00 left.....	0-1	L4	Last win at No. 7 Kansas on Feb. 27, 2024
In Overtime Games.....	0-0	W2	Last overtime game was a 79-75 win over Dayton on Nov. 25, 2022
BYU scores less than 60 points.....	0-0	L5	Last win against Saint Mary's on Jan 8, 2022
BYU scores between 60-69.....	0-0	L5	Last win came at San Diego on Jan. 7, 2023
BYU scores between 70-79.....	1-0	W2	Won two of their last three including win over No. 7 Kansas
BYU scores between 80-89.....	3-1	L1	Won 13 of last 15
BYU scores between 90-99.....	2-0	W22	Won 25 of last 27; last loss in regulation was to Ole Miss on March 17, 2015
BYU scores 100+ points.....	0-0	W7	Gone 8-1 since the beginning of the 2018-19 season
Opponent scores less than 60.....	3-0	W11	56-2 in their last 58 dating back to 2015-16 season
Opponent scores between 60-69.....	1-0	W1	Won 10 of last 11 including win over No. 7 Kansas at Allen Fieldhouse
Opponent scores between 70-79.....	1-0	W1	Won 7 of last 8
Opponent scores between 80-89.....	1-0	W1	3-7 in last 10
Opponent scores between 90-99.....	0-1	L9	Last win came against San Francisco (102-92) on Jan. 9, 2016
Opponent scores 100+.....	0-0	L5	Last win came on Nov. 11, 2013 at Stanford (112-103)
Games decided by 3 points or less.....	0-0	W1	Defeated UCF 90-88 last season in only single possession game last season
Games decided by 4-9 points.....	1-0	W2	Won two straight including win over No. 7 Kansas last season
Games decided by 10-19 points.....	1-1	W1	Went 6-5 last season in games decided by 10-19 points
Games decided by 20 or more points.....	4-0	W23	Won 10 games by 20 or more points last season
BYU shot 50% or better.....	3-0	W17	10-0 last season with six of those wins coming in non-conference play
Opponent shot 50% or better.....	1-0	W1	Defeated UCF 90-88 on Feb. 13, 2024 after Knights shot 50.7 percent
BYU outshoots opponent.....	6-0	W8	Went 17-3 last season when outshooting opponent
Opponent outshoots BYU.....	0-1	L4	Last win came against No. 11 Baylor on Feb. 20
Teams shot equal FG percentage.....	0-0		
BYU makes 10 or more 3-pointers.....	5-1	W1	Won 20 of last 24
BYU makes 15 or more 3-pointers.....	2-0	W16	22-1 all-time; last loss came against Ole Miss on March 17, 2015
Opponent makes 10 or more 3-pointers.....	3-0	W3	Won four its last eight including all three games this season
BYU outrebounds opponent.....	6-0	W6	Outrebounded opponents in four of their last six games last season (2-2)
Opponent outrebounds BYU.....	0-1	L2	Defeated No. 7 Kansas on the road on Feb. 27 after being outrebounded 40-37
BYU, opponent tie in rebounds.....	0-0	W3	Wen 2-0 last season with wins over UCF and West Virginia
BYU has a positive TO margin.....	5-0	W5	Won two straight before falling to No. 25 Texas Tech at Big 12 Tournament
BYU has a negative TO margin.....	1-1	W1	Had negative TO margin in two of three postseason games last season
BYU, opponent tie in TOs.....	0-0	L1	Last happened in setback to Oklahoma in their only meeting as Big 12 foes
One player in double figures.....	0-0	W3	2-0 since 2021-22
Two players in double figures.....	1-0	W1	Lost four of six games
Three players in double figures.....	1-0	W1	6-4 in their last 10
Four players in double figures.....	3-0	W3	15-3 in their last 18 including 3-0 record this season
Five players in double figures.....	1-1	W2	11-4 since 2021-22
Six players in double figures.....	0-0	W7	Has happened three times since the 2021-22 season
Coming off a win.....	4-1	L1	
Coming off a loss.....	1-0	W1	
Two-plus days between games.....	4-1	L1	
One day between games.....	0-0	L5	
Playing the next day.....	1-0	W1	

*dates back to 2012-13 season

THE HOME OF COUGAR BASKETBALL

The Marriott Center is one of the best home court advantages in all of college basketball, with the Cougars ranking the Top 25 in attendance 45 times including three seasons at No. 1. As of Monday, Nov. 25, BYU ranks **FOURTH** in the nation in total attendance and **SEVENTH** in averaged attendance with 16,904 fans per game. The Cougars are on pace to lead the Big 12 in attendance.

School	Games Played	Average Attendance
Kentucky	6	19,820
Arkansas	5	19,200
North Carolina	2	18,399
Syracuse	4	18,204
Tennessee	4	17,319
Indiana	4	17,222
BYU	5	16,904

In 2023-24, BYU was one of two schools in the Big 12 and 11 schools in the NCAA Division I men's basketball to average over 15,000 fans per game as the Cougars draw 15,689 fans per contest. Only the Jayhawks of Kansas draw more fans at home games (16,300) than the Cougars do.

ROC, PAPER, SCISSORS. WE WIN.

BYU's student section, "The ROC", has played a significant impact on opposing teams free throw shooting percentage over the past five seasons.

	1st Half	
Year	FTA-FTM	Percentage
2019-20	68-96	69.8
2020-21*	55-76	72.4
2021-22	81-118	72.0
2022-23	71-103	72.0
2023-24	69-101	68.3
2024-25	21-32	65.6
Total	368-526	70.0
Total w/fans	313-450	69.6

	2nd Half	
Year	FTA-FTM	Percentage
2019-20	107-165	64.8
2020-21*	92-139	66.2
2021-22	105-171	61.4
2022-23	121-182	66.5
2023-24	130-190	68.4
2024-25	21-35	60.0
Total	576-882	65.3
Total w/fans	484-743	65.1

	Total	
Year	FTA-FTM	Percentage
2019-20	174-261	66.7
2020-21*	157-228	68.9
2021-22	190-289	65.7
2022-23	192-285	67.4
2023-24	199-291	68.4
2024-25	42-67	62.7
Total	954-1421	67.1
Total w/fans	797-1193	66.8

*no fans allowed due to COVID-19 pandemic

In their exhibition victory over Colorado Christian, "The Roc" was instrumental in the Cougars going 0-of-7 from the charity stripe in the second half.

GO FORTH AND SERVE

Eight players on the 2024-25 roster served two-year missions for the Church of Jesus Christ of Latter-day Saints. Dallin Hall, Richie Saunders and Trey Stewart were all called to serve out of the country but labored stateside due to the COVID-19 pandemic. Trevin Knell, Dawson Baker, Townsend Tripple and Max Triplett also invested two years of their lives teaching and serving throughout the world.

HEAR THE WEDDING BELLS

Four players on the roster are married: Richie (Sierra) Saunders, Max (Autumn) Triplett, Trevin (Tatum) Knell and Dawson (Maddy) Baker.

DYNAMIC DUO

BYU's Greg Wurubell and Mark Durrant being their 28th season calling men's basketball games. Last season they weren't the fifth-longest tenure duo trailing Wichita State's Mike Kennedy and Dave Dahl, Providence's John Rooke and Joe Hassett, Baylor's John Morris and Pat Nunley and LeMoyne's Chris Garanozio and Don Familo.



BIG 12 PRESEASON POLL

No.	School (First-place votes)	Points
1	Kansas (9)	215
2	Houston (5)	211
3	Iowa State (1)	194
4	Baylor	185
5	Arizona (1)	179
6	Cincinnati	140
7	Texas Tech	135
8	Kansas State	133
9	BYU	116
10	TCU	90
11	UCF	83
12	Arizona State	64
13	West Virginia	62
14	Oklahoma State	46
15	Colorado	37
16	Utah	30

Preseason All-Big 12 First Team

Hunter Dickinson, Kansas*
Caleb Love, Arizona
IJ Cryer, Houston
J'Wan Roberts, Iowa State
Tamin Lipsey
*unanimous selection

Preseason All-Big 12 Second Team

Norchard Omier, Baylor
Jeremy Roach, Baylor
Keshon Gibling, Iowa State
Dajuan Harris Jr., Kansas
Coleman Hawkins, Kansas State

Preseason Player of the Year: Hunter Dickinson, Kansas
Preseason Co-Newcomer of the Year: Jeremy Roach, Baylor
Preseason Co-Newcomer of the Year: Coleman Hawkins, Kansas State
Preseason Freshman of the Year: VJ Edgecombe, Baylor

BIG 12 WEEKLY AWARDS

Player(s) of the Week		
Date	Player	School
Nov. 11	Hunter Dickinson (1)	Kansas
Nov. 18	Hunter Dickinson (2)	Kansas
Nov. 25	Norchad Omier	Baylor
Dec. 2	Javon Small	West Virginia
	Keshon Gilbert	Iowa State

Newcomer(s) of the Week

Date	Player	School
Nov. 11	Egor Demin (1)	BYU
	Zeke Mayo	Kansas
Nov. 18	Egor Demin (2)	BYU
	Joson Sanon	Arizona State
Nov. 25	JT. Toppin	Texas Tech
Dec. 2	Tucker DeVries	West Virginia

BIG 12 STANDINGS

School	Big 12	Pct.	Home	Away	Overall	Pct.	Home	Road	Neutral
Kansas	0-0	.000	0-0	0-0	7-0	1.000	5-0	0-0	2-0
Cincinnati	0-0	.000	0-0	0-0	6-0	1.000	3-0	2-0	0-0
Arizona State	0-0	.000	0-0	0-0	7-1	.875	3-0	0-1	4-0
BYU	0-0	.000	0-0	0-0	6-1	.867	5-0	0-0	1-1
Texas Tech	0-0	.000	0-0	0-0	6-1	.867	5-0	0-0	1-1
Utah	0-0	.000	0-0	0-0	6-1	.867	6-0	0-0	0-1
Iowa State	0-0	.000	0-0	0-0	5-1	.833	3-0	0-0	2-1
Kansas State	0-0	.000	0-0	0-0	6-2	.750	4-1	0-0	2-1
UCF	0-0	.000	0-0	0-0	6-2	.750	6-0	0-0	0-2
Baylor	0-0	.000	0-0	0-0	5-2	.714	3-0	0-1	2-1
Colorado	0-0	.000	0-0	0-0	5-2	.714	4-0	0-0	1-2
West Virginia	0-0	.000	0-0	0-0	5-2	.714	3-0	0-1	2-1
Oklahoma State	0-0	.000	0-0	0-0	4-2	.667	3-0	0-0	1-2
Houston	0-0	.000	0-0	0-0	4-3	.571	3-0	0-0	1-3
TCU	0-0	.000	0-0	0-0	4-3	.571	4-0	0-1	0-2
Arizona	0-0	.000	0-0	0-0	3-4	.429	2-1	0-1	1-2

*as of December 1, 2024

TEAM NATIONAL RANKINGS

	National Rank	Big 12 Rank	Value	National Leader	Value
Assist-to-Turnover Ratio	18	5	1.71	Gonzaga	2.12
Assists Per Game	13	3	19.3	Utah	21.3
Bench Points Per Game	43	3	31.57	Missouri	51.71
Blocks Per Game	32	3	5.1	San Diego State	8.0
Effective FG Percentage	29	5	.576	Cincinnati	.614
Fastbreak Points	191	15	10.43	Kentucky	23.00
Field Goal Percentage	54	7	48.9	Rhode Island	53.9
Field Goal Percentage Defense	97	8	40.8	Tennessee	33.6
Fouls Per Game	75	7	15.6	Central Connecticut State	11.4
Free Throw Attempts Per Game	192	9	19.4	Rhode Island	33.8
Free Throw Percentage	280	14	66.9	Wisconsin	86.4
Free Throws Made Per Game	233	11	13.0	Rhode Island	24.0
Rebound Margin	3	1	13.3	Illinois	15.3
Defensive Rebounds Per Game	35	3	28.71	Kentucky	34.29
Offensive Rebounds Per Game	31	3	14.14	Texas A&M	17.63
Rebounds Per Game	16	3	42.86	Illinois	47.86
Scoring Defense	61	7	65.1	UCLA	52.4
Scoring Margin	16	4	22.3	Cincinnati	29.3
Scoring Offense	15	3	87.4	Kentucky	96.7
Steals Per Game	49	3	9.0	Marquette	12.4
3-Point Attempts Per Game	7	1	31.9	North Florida	36.1
3-Point Percentage	115	9	35.4	Memphis	46.9
3-Point Percentage Defense	295	13	35.6	Furman	21.2
3-Pointers Per Game	11	2	11.3	North Florida	13.5
Turnover Margin	74	8	2.9	Ole Miss/UCLA	8.6
Turnovers Forced Per Game	103	10	14.14	UTEP	20.71
Turnovers Per Game	111	8	11.3	Ole Miss	8.1
Winning Percentage	38	4	85.7	17 teams tied	100.0

*as of December 1, 2024

INDIVIDUAL NATIONAL RANKINGS

	BYU Player	National Rank	Conference Rank	Value
Assist-to-Turnover Ratio	Egor Demin	109	10	2.44:1
Assists	Egor Demin	27	1	44
Assists Per Game	Egor Demin	15	1	6.3
Double-Doubles	Keba Keita	58	4	2
Field Goal Percentage	Fousseyini Traore	11	2	69.2
	Egor Demin	73	7	56.9
Free Throw Percentage	Fousseyini Traore	42	3	91.3
Rebounds	Keba Keita	127	6	57
Rebounds Per Game	Keba Keita	22	3	9.5
	Fousseyini Traore	93	8	7.9
Defensive Rebounds Per Game	Keba Keita	30	2	6.83
Offensive Rebounds Per Game	Fousseyini Traore	22	3	3.57

*as of December 1, 2024



TOP 25 POLLS

AP TOP 25 (DECEMBER 2, 2024)

No.	Team	Ovr.	Points	Prev.
1	Kansas (35)	7-0	1499	1
2	Auburn (26)	7-0	1490	4
3	Tennessee	7-0	1351	7
4	Kentucky	7-0	1267	8
5	Marquette	8-0	1246	10
6	Iowa State	5-1	1225	5
7	Gonzaga	7-1	1181	3
8	Purdue	7-1	1058	13
9	Duke	5-2	941	11
10	Alabama	6-2	939	9
11	Wisconsin	8-0	903	15
12	Oregon	8-0	806	RV
13	Florida	8-0	782	18
14	Cincinnati	6-0	774	16
15	Baylor	5-2	567	17
16	Memphis	6-1	500	RV
17	Houston	4-3	402	6
18	Pitt	7-1	374	RV
19	Illinois	6-1	351	RV
20	North Carolina	4-3	292	12
21	Oklahoma	7-0	266	NR
22	Texas A&M	6-2	207	20
23	Ole Miss	6-1	165	23
24	San Diego State	4-2	143	NR
25	UConn	5-3	123	2

RECEIVING VOTES: Michigan State, Arkansas, Texas, Michigan, Arizona State, Indiana, Drake, Xavier, Utah State, Louisville, West Virginia, Clemson, BYU, Dayton, Texas Tech, Nebraska, Mississippi State, Ohio State, Maryland, UCLA, Creighton, Saint Mary's, Georgia, St. John's, Loyola Chicago, Florida State, DePaul, UC Irvine, Columbia

USA TODAY COACHES POLL (DECEMBER 2, 2024)

No.	Team	Ovr.	Points	Prev.
1	Kansas (29)	7-0	760	1
2	Auburn (12)	7-0	755	3
3	Tennessee	7-0	694	6
4	Marquette	8-0	646	11
5	Iowa State	5-1	629	5
6	Kentucky	7-0	628	8
7	Purdue	7-1	535	12
8	Gonzaga	7-1	535	12
9	Duke	5-2	472	10
10	Oregon	8-0	457	RV
11	Wisconsin	8-0	450	17
12	Alabama	6-2	441	9
13	Florida	8-0	427	16
14	Cincinnati	6-0	376	14
15	Memphis	6-1	265	RV
16	Baylor	5-2	262	18
17	Illinois	6-1	234	RV
18	Houston	4-3	221	7
19	Pitt	7-1	213	25
20	Ole Miss	6-1	139	24
21	Oklahoma	7-0	111	NR
22	North Carolina	4-3	96	13
23	Michigan	6-1	90	NR
24	Texas A&M	6-2	86	20
25	Michigan State	6-2	73	RV

RECEIVING VOTES: UConn, San Diego State, Texas, Mississippi State, Arizona State, Drake, Texas Tech, Arkansas, UCLA, Xavier, BYU, Ohio State, Utah State, Saint Mary's, Dayton, St. John's, Nebraska, Indiana, Creighton, West Virginia, Maryland, Clemson, Georgia, Arizona, UC Irvine, Nevada

BYU IN THE POLLS

Ranking in AP Poll							Last Win
As	Overall	Home	Away	Neutral	Last Meeting		
As #1	0-0	0-0	0-0	0-0	--		--
As #2	0-0	0-0	0-0	0-0	--		--
As #3	3-2	3-1	0-1	0-0	W, 102-78 vs. Wyoming (3/5/11)		Same
As #4	0-0	0-0	0-0	0-0	--		--
As #5	0-2	0-0	0-2	0-0	L, 86-80 at Wake Forest (12/22/55)		--
As #6	4-1	0-0	1-1	3-0	W, 82-79 vs. Cincinnati (12/18/71)		Same
As #7	11-6	5-0	6-6	0-0	W, 80-67 at #6 San Diego State (2/26/11)		Same
As #8	12-3	8-0	1-0	3-3	L, 72-54 vs. #7 San Diego State (3/12/11)	87-76 vs. New Mexico (3/11/11)	
As #9	5-3	4-2	1-1	0-0	L, 86-77 at New Mexico (1/29/11)	71-58 vs. #4 San Diego State (1/26/11)	
As #10	9-2	6-0	1-1	2-1	L, 83-74 vs. #15 Florida (3/24/11)	89-67 vs. Gonzaga (3/19/11)	
As #11	9-4	2-0	3-2	4-2	W, 104-79 vs. Utah (1/11/11)		Same
As #12	12-7	7-3	6-4	0-1	L, 60-71 vs. Cincinnati (1/6/24)	74-68 at Missouri State (12/4/21)	
As #13	8-1	5-1	3-0	0-0	L, 83-81 vs. New Mexico (2/27/10)	82-68 vs. San Diego State (2/24/10)	
As #14	13-3	4-0	6-1	3-3	W, 94-68 vs. Wyoming (12/30/23)		Same
As #15	13-9	9-4	4-5	0-0	W, 76-66 vs. Air Force (1/8/11)		Same
As #16	9-2	3-0	3-0	3-2	W, 93-57 vs. Fresno Pacific (1/1/11)		Same
As #17	12-2	10-1	1-0	1-1	W, 101-59 vs. Bellarmine (12/22/23)		Same
As #18	23-5	14-1	6-4	3-0	W, 63-58 at UCF (1/13/24)		Same
As #19	18-4	11-0	5-2	2-2	L, 83-93 at Oklahoma State (2/17/24)	90-88 vs. UCF (2/13/24)	
As #20	13-10	5-1	4-4	4-5	L, 67-81 vs. #25 Texas Tech (3/14/24)	87-73 vs. UCF (3/13/24)	
As #21	8-5	4-1	3-3	1-1	L, 67-71 vs. Duquesne (03/21/24)	72-66 vs. Kansas State (2/10/24)	
As #22	1-0	0-0	1-0	0-0	W, 86-73 at West Virginia (2/3/24)		Same
As #23	12-2	7-0	1-2	4-0	W, 91-78 vs. #2 Gonzaga (2/22/20)		Same
As #24	4-3	2-0	0-1	2-2	L, 83-72 vs. Creighton (12/11/21)	82-71 vs. Utah State (12/8/21)	
As #25	8-5	5-0	1-1	2-4	L, 74-84 at Kansas State (2/24/24)	78-71 vs. #11 Baylor (2/20/24)	
Total	214-86	115-16	61-43	38-27	L, 67-71 vs. Duquesne (03/21/24)	87-73 vs. UCF (3/13/24)	

BYU VERSUS THE POLLS

Ranking in the AP Poll							Last Win
Vs	Overall	Home	Away	Neutral	Last Meeting		
Vs #1	1-9	0-2	1-2	0-5	L, 88-78 vs. Gonzaga (3/9/21)	79-71 at Gonzaga (2/25/17)	
Vs #2	3-12	2-3	1-8	0-1	L, 90-57 vs. Gonzaga	91-78 vs. Gonzaga (2/22/20)	
Vs #3	2-6	1-3	1-2	0-1	W, 73-70 at Gonzaga (2/28/15)		Same
Vs #4	1-8	1-2	0-2	0-4	L, 68-75 vs. Houston (1/23/24)	71-58 vs. San Diego State (1/26/11)	
Vs #5	1-11	1-4	0-5	0-2	L, 82-69 at UCLA (11/15/06)	76-74 vs. Utah (2/11/55)	
Vs #6	2-8	0-4	1-2	1-2	L, 63-68 at Iowa State (3/6/24)	80-67 at San Diego State (2/26/11)	
Vs #7	4-11	1-1	1-4	2-6	W, 76-68 at Kansas (2/27/24)		Same
Vs #8	2-7	1-2	0-3	1-2	L, 75-74 vs. Gonzaga (1/12/23)	51-49 vs. Utah (3/9/91)	
Vs #9	3-9	2-2	0-4	1-3	L, 68-61 vs. Michigan State (12/8/07)	95-76 vs. Utah (3/7/81)	
Vs #10	5-5	1-3	2-2	2-0	L, 96-85 vs. Utah (3/2/96)	78-53 vs. UCLA (3/14/81)	
Vs #11	2-7	1-2	0-2	1-3	W, 78-71 vs. Baylor (2/20/24)		Same
Vs #12	3-8	0-1	1-4	2-3	W, 81-49 vs. Oregon (11/16/21)		Same
Vs #13	5-7	3-1	0-4	2-2	L, 65-61 vs. Utah (12/10/14)	61-52 vs. Air Force (1/27/07)	
Vs #14	1-7	1-4	0-3	0-0	L, 72-81 at Baylor (1/9/24)	93-73 vs. Pittsburgh (12/23/86)	
Vs #15	3-5	3-1	0-2	0-2	L, 92-87 vs. San Diego State (11/24/14)	72-69 vs. UTEP (2/15/86)	
Vs #16	4-7	1-1	2-4	1-2	L, 69-76 vs. Saint Mary's (3/6/23)	83-62 at New Mexico (2/26/98)	
Vs #17	3-5	2-2	0-2	1-1	W, 74-65 vs. San Diego State (11/20/23)		Same
Vs #18	6-3	4-1	1-1	1-1	W, 72-62 at San Diego State (12/18/21)		Same
Vs #19	4-5	3-0	0-4	1-1	L, 75-82 at San Diego State (11/11/22)	69-59 vs. Oklahoma State (11/23/94)	
Vs #20	3-7	2-3	0-0	1-4	W, 85-72 vs. Saint Mary's (3/5/18)		Same
Vs #21	1-6	0-3	0-3	1-0	W, 83-80 vs. Gonzaga (12/10/22)		Same
Vs #22	0-2	0-2	0-0	0-0	L, 56-57 vs. Saint Mary's (1/28/23)		--
Vs #23	0-4	0-0	0-3	0-1	L, 85-96 (OT) vs. Ole Miss (11/28/24)		--
Vs #24	2-1	2-1	0-0	0-0	W, 87-72 vs. Iowa State (1/16/24)		Same
Vs #25	7-6	3-1	3-2	1-3	L, 67-81 vs. Texas Tech (3/14/24)	70-59 vs. Saint Mary's (2/4/16)	
Total	68-166	35-49	14-68	19-49	L, 85-96 (OT) vs. Ole Miss (11/28/24)	W, 76-68 at #7 Kansas (2/27/24)	

LAST TIME BYU WON AS TOP 25

Home	Away	Neutral
#1:.....	--	--
#2:.....	--	--
#3..... Wyoming.....	3/5/11	(0-1)
#4:.....	--	--
#5:.....	--	(0-2)
#6:.....	Kansas.....	12/17/71
#7:..... Colorado State.....	2/23/11	2/26/11
#8:..... UNLV.....	2/5/11	2/2/11
#9:..... San Diego State.....	1/16/11	1/22/11
#10:..... UTEP.....	2/5/72	2/11/72
#11:..... Utah.....	2/19/72	1/11/11
#12:..... TCU.....	2/2/10	12/4/21
#13:..... San Diego State.....	2/24/10	1/23/10
#14:..... Wyoming.....	12/30/23	3/6/10
#15:..... Air Force.....	1/8/11	1/5/11
#16:..... Fresno Pacific.....	1/11/11	12/30/10
#17:..... Bellarmine.....	12/22/23	2/29/20
#18:..... Georgia State.....	12/16/23	1/13/24
#19:..... UCF.....	2/13/24	1/3/81
#20:..... Oklahoma State.....	3/9/24	--
#21:..... Kansas State.....	2/10/24	12/1/10
#22:.....	--	2/3/24
#23:..... Gonzaga.....	2/22/20	12/21/10
#24:..... Utah State.....	12/8/21	(0-1)
#25:..... Baylor.....	2/20/24	1/9/10

LAST TIME BYU WON VS TOP 25

Home		Away		Neutral
#1: ---	(0-2)	Gonzaga	2/25/17	--- (0-5)
#2: ... Gonzaga	2/22/20	UCLA	11/27/81	--- (0-1)
#3: ---	(0-4)	Gonzaga	2/28/15	--- (0-1)
#4: ... San Diego State	1/26/11	---	(0-2)	--- (0-4)
#5: ... Utah	2/11/55	---	(0-5)	--- (0-2)
#6: ---	(0-4)	San Diego State	2/26/11	Louisville 11/23/07
#7: ... Washington	12/22/84	Kansas	2/27/24	Notre Dame 3/19/81
#8: ... UTEP	3/1/84	---	(0-3)	Utah 3/9/91
#9: ... Utah	3/7/81	---	(0-4)	Oklahoma 12/21/92
#10: ... Utah	1/31/49	Wyoming	1/8/51	UCLA 3/14/81
#11: ... Baylor	2/20/24	---	(0-2)	Villanova 12/29/70
#12: ---	(0-1)	Wyoming	1/15/88	Oregon 11/16/21
#13: ... Air Force	1/27/07	---	(0-4)	Stanford 12/22/01
#14: ... Pittsburgh	12/23/86	---	(0-2)	---
#15: ... UTEP	2/15/86	---	(0-2)	---
#16: ... Notre Dame	1/13/86	New Mexico	2/26/98	Idaho State 3/16/57
#17: ... San Diego State	11/10/23	---	(0-2)	Illinois 12/19/80
#18: ... Wyoming	2/11/88	San Diego State	12/18/20	Michigan 12/7/72
#19: ... UTEP	2/1/92	---	(0-4)	Oklahoma State 11/23/94
#20: ... Arizona State	1/25/74	---	---	Saint Mary's 3/6/18
#21: ---	(0-3)	---	(0-3)	Creighton 12/10/22
#22: ---	(0-2)	---	---	---
#23: ---	---	---	(0-2)	---
#24: ... Iowa State	1/16/24	---	---	---
#25: ... Saint Mary's	2/4/16	Gonzaga	1/14/16	Oklahoma State 12/6/03



2024-25 SCORING BY HALF (BYU-OPPONENT)

Opponent	1st Half	Margin	FG%	2nd Half	Margin	FG%	OT	Margin	FG%	Final	Margin	FG%
Central Arkansas	46-23	+23	45.0-28.6	42-27	+15	46.9-40.7	-	-	-	88-50	+38	45.8-34.5
UC Riverside	40-33	+7	51.6-40.0	46-47	-1	54.8-45.5	-	-	-	86-80	+6	53.2-43.1
Queens	51-26	+25	64.5 -30.0	48-29	+19	42.6-39.3	-	-	-	99-55	+44	51.3-34.5
Idaho	41-38	+3	53.6-50.0	54 -33	+21	58.1 -50.0	-	-	-	95-71	+24	55.9 -50.0
Mississippi Valley State	55-27	+28	56.3-52.6	32-16	+16	50.0-26.9	-	-	-	87-43	+44	53.4-37.8
vs. Ole Miss	42-39	+3	44.4-50.0	35-38	-3	46.2-42.3	8-19	-11	18.2-75.0	85-96	-11	40.6-48.4
vs. NC State	38-27	+11	53.8-29.6	34-34	-	33.3-43.3	-	-	-	72-61	+11	42.4-36.8
at Providence												
Fresno State												
vs. Wyoming												
Florida A&M												
Arizona State												
at Houston												
Texas Tech												
at TCU												
Oklahoma State												
at Utah												
at Colorado												
Cincinnati												
Baylor												
at UCF												
Arizona												
at Cincinnati												
at West Virginia												
Kansas State												
Kansas												
at Arizona												
at Arizona State												
West Virginia												
at Iowa State												
Utah												
TOTALS	313-213	+100	52.6-39.8	291-224	+67	46.9-41.2	8-19	-11	18.2-75.0	612-456	+156	48.9-40.9

2024-25 SUPERLATIVES (BYU-OPPONENT)

Opponent	In the Paint		Off Turnovers		Second Chance		Fast Break		Starters		Bench		Big Run		Big Lead	
	BYU	Opp.	BYU	Opp.	BYU	Opp.	BYU	Opp.	BYU	Opp.	BYU	Opp.	BYU	Opp.	BYU	Opp.
Central Arkansas	36	18	24	8	23	2	12	1	65	37	23	13	11	5	41	0
UC Riverside	48	18	15	12	17	7	7	8	59	59	27	21	11	9	17	0
Queens	46	18	22	12	22	2	13	4	57	20	42	35	19	6	47	0
Idaho	44	26	20	6	6	5	22	7	62	46	33	25	11	5	26	7
Mississippi Valley State	38	20	24	8	12	2	8	2	54	38	33	5	12	5	44	0
vs. Ole Miss	26	40	13	23	17	12	7	12	51	82	34	14	8	8	10	11
vs. NC State	30	20	12	9	12	10	4	5	43	47	29	14	9	9	24	0
at Providence																
Fresno State																
vs. Wyoming																
Florida A&M																
Arizona State																
a Houston																
Texas Tech																
at TCU																
Oklahoma State																
at Utah																
at Colorado																
Cincinnati																
Baylor																
at UCF																
ARizona																
at Cincinnati																
at West Virginia																
Kansas State																
Kansas																
at Arizona																
at Arizona State																
West Virginia																
at Iowa State																
Utah																
TOTALS	268	154	130	78	125	42	73	39	391	329	221	127				
HOME	212	94	105	46	96	20	101	61	268	179	136	79				
AWAY	0	0	0	0	0	0	0	0	0	0	0	0				
NEUTRAL	56	60	25	32	29	22	11	17	94	129	63	28				
RECORD (W/L/T)	(6-0/0-1/0-0)		(6-0/0-1/0-0)		(6-1/0-0/0-0)		(4-0/2-1/0-0)		(4-0/1-1/1-0)		(6-1/0-0/0-0)					

*Superlatives in Bold



GAMES PLAYED/STARTED

Player	Games Played		Games Started	
	Season	Career	Season	Career
Dawson Baker	7 (6-1)	90 (61-29)*	0 (0-0)	71 (49-22)*
Mihailo Boskovic	7 (6-1)	7 (6-1)	0 (0-0)	0 (0-0)
Kanon Catchings	7 (6-1)	7 (6-1)	7 (6-1)	7 (6-1)
Elijah Crawford	6 (5-1)	6 (5-1)	0 (0-0)	0 (0-0)
Egor Demin	7 (6-1)	7 (6-1)	7 (6-1)	7 (6-1)
Dallin Hall	3 (2-1)	71 (44-27)	3 (2-1)	54 (32-22)
Keba Keita*	6 (5-1)	72 (43-29)	6 (5-1)	19 (11-8)
Trevin Knell	7 (6-1)	121 (87-34)	4 (4-0)	56 (40-16)
Brody Kozlowski	3 (3-0)	3 (3-0)	0 (0-0)	0 (0-0)
Mawot Mag*	6 (5-1)	86 (51-35)	0 (0-0)	41 (25-16)
Jared McGregor	2 (2-0)	19 (18-1)	0 (0-0)	0 (0-0)
Richie Saunders	7 (6-1)	75 (48-27)	7 (6-1)	10 (6-4)
Trey Stewart	3 (2-1)	66 (44-22)	0 (0-0)	4 (4-0)
Fousseyini Traore	7 (6-1)	99 (62-37)	1 (1-0)	63 (39-24)
Max Triplett	2 (2-0)	2 (2-0)	0 (0-0)	0 (0-0)
Townsend Tripple	2 (2-0)	16 (14-2)	0 (0-0)	0 (0-0)

*Includes games played at Division I institution

2024-25 BYU STARTING LINEUPS

Opponent	(1)	(2)	(3)	(4)	(5)
Central Arkansas	Demin	Knell	Saunders	Catchings	Keita
UC Riverside	Demin	Knell	Saunders	Catchings	Keita
Queens	Demin	Knell	Saunders	Catchings	Keita
Idahio	Demin	Knell	Saunders	Catchings	Keita
Mississippi Valley State	Hall	Demin	Saunders	Catchings	Traore
vs. Ole Miss	Hall	Demin	Saunders	Catchings	Keita
vs. NC State	Hall	Demin	Saunders	Catchings	Keita
at Providence					
Fresno State					
vs. Wyoming					
Florida A&M					
Arizona State					
at Houston					
Texas Tech					
at TCU					
Oklahoma State					
at Utah					
at Colorado					
Cincinnati					
Baylor					
at UCF					
Arizona					
at Cincinnati					
at West Virginia					
Kansas State					
Kansas					
at Arizona					
at Arizona State					
West Virginia					
at Iowa State					
Utah					

WIN-LOSS RECORD

Win-Loss Record	(1)	(2)	(3)	(4)	(5)
4-0	Demin	Knell	Saunders	Catchings	Keita
1-0	Hall	Demin	Saunders	Catchings	Traore
1-1	Hall	Demin	Saunders	Catchings	Keita

GAME LEADERS

Points	Rebounds	Assists	Steals	Blocks	Plus-Minus
Demin (2)	Keita (4)	Demin (7)	Demin (3)	Catchings (3)	Demin (3)
Traore (2)	Traore (2)	Traore (1)	Saunders (3)	Traore (3)	Catchings (1)
Baker (1)	Demin (1)	Hall (1)	Knell (2)	Demin (3)	Keita (1)
Catchings (1)			Crawford (1)	Saunders (2)	Baker (1)
Saunders (1)			Catchings (1)	Keita (2)	Traore (1)
			Knell (1)	Triplett (1)	Boskovic (1)
				Mag (1)	

MILESTONE WINS

No.	Date	Score	Opponent	Location
1	Feb. 21, 1903	30-18	Weber Academy	Ogden, Utah
50	Feb. 5, 1910	31-27	Utah	Salt Lake City, Utah
100	Feb. 10, 1917	38-32	Utah	Provo, Utah
150	Jan. 11, 1924	40-38 (OT)	Colorado College	Provo, Utah
200	Dec. 8, 1928	38-37	Vico Oil	Provo, Utah
250	Dec. 27, 1930	42-27	Western Reserve	Cleveland, Ohio
300	March 10, 1933	37-33	Wyoming	Provo, Utah
350	Jan. 17, 1936	42-34	Utah	Provo, Utah
400	Jan. 5, 1940	47-33	Montana State	Bozeman, Montana
450	Feb. 5, 1943	53-51	Weber College	Ogden, Utah
500	Jan. 26, 1948	45-39	Wyoming	Laramie, Wyoming
550	Dec. 9, 1950	70-57	Marshall	Huntington, W.V.
600	Dec. 30, 1952	84-58	Wake Forest	Raleigh, N.C.
650	Dec. 27, 1955	89-70	Toledo	Detroit, Mich.
700	Jan. 3, 1959	70-62	Dayton	Dayton, Ohio
750	Feb. 8, 1963	76-73	New Mexico	Provo, Utah
800	Feb. 11, 1966	96-88	Utah State	Logan, Utah
850	March 5, 1969	95-82	Wyoming	Phoenix, Ariz.
900	Feb. 10, 1973	62-58	Wyoming	Provo, Utah
950	Feb. 21, 1976	84-83	Utah	Salt Lake City, Utah
1000	Dec. 14, 1979	87-65	UC Santa Barbara	Provo, Utah
1050	Dec. 15, 1981	63-55	Weber State	Provo, Utah
1100	Dec. 19, 1984	89-81	UCLA	Provo, Utah
1150	March 5, 1987	82-79 (OT)	Air Force	Albuquerque, N.M.
1200	Jan. 6, 1990	63-60	San Diego State	San Diego, Calif.
1250	Feb. 20, 1992	58-56	Utah	Provo, Utah
1300	Feb. 17, 1994	94-82	Air Force	Colorado Springs, Colo.
1350	Feb. 26, 1998	83-62	No. 16 New Mexico	Albuquerque, N.M.
1400	Feb. 17, 2001	62-45	Air Force	Provo, Utah
1450	March 13, 2003	71-56	New Mexico	Las Vegas, Nev.
1500	March 4, 2006	76-68	New Mexico	Provo, Utah
1550	March 8, 2008	61-54	TCU	Fort Worth, Texas
1600	Feb. 13, 2010	91-48	Air Force	Provo, Utah
1650	Dec. 27, 2011	79-51	Cal State San Marcos	Provo, Utah
1700	Jan. 11, 2014	91-68	Loyola Marymount	Provo, Utah
1750	Jan. 14, 2016	69-68	Gonzaga	Spokane, Wash.
1800	Jan. 13, 2018	84-50	Santa Clara	Santa Clara, Calif.
1850	Feb. 20, 2020	85-75	Santa Clara	Provo, Utah
1900	Nov. 25, 2022	79-75 (OT)	Dayton	Nassau, Bahamas

MILESTONE LOSSES

No.	Date	Score	Opponent	Location
1	Feb. 6, 1903	7-47	LDSU	
50	Feb. 3, 1923	30-36	Utah State	Logan, Utah
100	Feb. 8, 1929	41-56	Utah	Salt Lake City, Utah
150	Feb. 17, 1934	35-43	Utah State	Logan, Utah
200	Dec. 28, 1938	38-45	Montana	Provo, Utah
250	Dec. 1, 1945	61-62	Alumni	Provo, Utah
300	Feb. 18, 1949	52-54	No. 14 Utah	Salt Lake City, Utah
350	Feb. 20, 1954	64-70	Utah	Provo, Utah
400	Jan. 1, 1959	81-100	Ohio State	Columbus, Ohio
450	March 3, 1962	88-91	Denver	Denver, Colo.
500	Dec. 16, 1967	69-102	No. 2 Houston	Houston, Texas
550	March 18, 1971	73-91	No. 1 UCLA	Salt Lake City, Utah
600	Jan. 17, 1976	68-83	Arizona State	Tempe, Ariz.
650	Dec. 28, 1979	71-86	No. 18 Oregon State	Portland, Ore.
700	Dec. 8, 1984	79-87	Weber State	Ogden, Utah
750	Jan. 24, 1989	78-79	Air Force	Provo, Utah
800	Feb. 3, 1994	65-79	Wyoming	Laramie, Wyo.
850	Feb. 20, 1997	65-80	Tulsa	Tulsa, Okla.
900	March 11, 2000	56-79	UNLV	Las Vegas, Nev.
950	Jan. 8, 2005	57-59	San Diego State	Provo, Utah
1000	March 12, 2010	66-70	UNLV	Las Vegas, Nev.
1050	Nov. 16, 2015	65-66	Long Beach State	Long Beach, Calif.
1100	Dec. 4, 2019	95-102 (OT)	Utah	Salt Lake City, Utah

MARRIOTT CENTER MILESTONE WINS

No.	Date	Score	Opponent
1	Dec. 3, 1971	78-71	Kansas State
50	Jan. 8, 1977	85-77	Utah State
100	Dec. 11, 1982	77-71	Idaho State
150	Jan. 25, 1986	87-69	Utah
200	Jan. 25, 1990	65-49	Utah
250	Jan. 15, 1994	87-73	Air Force
300	Dec. 11, 1999	66-53	Weber State
350	Feb. 3, 2003	65-33	Air Force
400	Feb. 3, 2007	90-63	No. 25 UNLV
450	Nov. 17, 2010	78-72	Utah State
500	Feb. 6, 2014	89-76	Santa Clara
550	Dec. 16, 2018	77-65	Utah
600	Nov. 20, 2021	97-71	Central Methodist



BYU - GAME HIGHS

POINTS	99 vs. Queens (11/13/2024)
FIELD GOALS MADE	40 vs. Queens (11/13/2024)
FIELD GOAL ATTEMPTS	78 vs. Queens (11/13/2024)
FIELD GOAL PERCENTAGE	.559 (33-59) vs. Idaho (11/16/2024)
3-POINT FIELD GOALS MADE	15 vs. Queens (11/13/2024) 15 vs. Central Arkansas (11/5/2024)
3-POINT FIELD GOAL ATTEMPTS	44 vs. Central Arkansas (11/5/2024)
3-POINT FIELD GOAL PERCENTAGE	.429 (15-35) vs. Queens (11/13/2024)
FREE THROWS MADE	21 vs. Ole Miss (11/28/2024)
FIELD THROW ATTEMPTS	30 vs. Idaho (11/16/2024)
FREE THROW PERCENTAGE	.808 (21-26) vs. Ole Miss (11/28/2024)
REBOUNDS	59 vs. Queens (11/13/2024)
ASSISTS	25 vs. Queens (11/13/2024)
STEALS	13 vs. Queens (11/13/2024)
BLOCKED SHOTS	8 vs. Idaho (11/16/2024) 8 vs. Queens (11/13/2024)
TURNOVERS	17 vs. Ole Miss (11/28/2024)
FOULS	20 vs. UC Riverside (11/8/2024)

BYU - GAME LOWS

POINTS	86 vs. Ole Miss (11/28/2024) 86 vs. UC Riverside (11/8/2024)
FIELD GOALS MADE	26 vs. Ole Miss (11/28/2024)
FIELD GOAL ATTEMPTS	58 vs. Mississippi Valley State (11/23/2024)
FIELD GOAL PERCENTAGE	.406 (26-64) vs. Ole Miss (11/28/2024)
3-POINT FIELD GOALS MADE	6 vs. UC Riverside (11/8/2024)
3-POINT FIELD GOAL ATTEMPTS	22 vs. UC Riverside (11/8/2024)
3-POINT FIELD GOAL PERCENTAGE	.273 (6-22) vs. UC Riverside (11/8/2024)
FREE THROWS MADE	4 vs. Queens (11/13/2024)
FIELD THROW ATTEMPTS	8 vs. Queens (11/13/2024)
FREE THROW PERCENTAGE	.500 (4-8) vs. Queens (11/13/2024)
REBOUNDS	33 vs. Idaho (11/16/2024)
ASSISTS	15 vs. Ole Miss (11/28/2024) 15 vs. UC Riverside (11/8/2024)
STEALS	3 vs. NC State (11/29/2024)
BLOCKED SHOTS	2 vs. Ole Miss (11/28/2024)
TURNOVERS	6 vs. Idaho (11/16/2024)
FOULS	7 vs. Queens (11/13/2024)

OPPONENT - GAME HIGHS

POINTS	96 vs. Ole Miss (11/28/2024)
FIELD GOALS MADE	31 vs. Ole Miss (11/28/2024)
FIELD GOAL ATTEMPTS	64 vs. Ole Miss (11/28/2024)
FIELD GOAL PERCENTAGE	.500 (26-52) vs. Idaho (11/16/24)
3-POINT FIELD GOALS MADE	12 vs. Idaho (11/16/24)
3-POINT FIELD GOAL ATTEMPTS	31 vs. Central Arkansas (11/5/2024)
3-POINT FIELD GOAL PERCENTAGE	.571 (12-21) vs. Idaho (11/16/24)
FREE THROWS MADE	29 vs. Ole Miss (11/28/2024)
FIELD THROW ATTEMPTS	36 vs. Ole Miss (11/28/2024)
FREE THROW PERCENTAGE	.826 (19-23) vs. UC Riverside (11/8/2024)
REBOUNDS	39 vs. Ole Miss (11/28/2024)
ASSISTS	15 vs. Idaho (11/16/2024)
STEALS	10 vs. Ole Miss (11/28/2024)
BLOCKED SHOTS	6 vs. Queens (11/13/2024)
TURNOVERS	19 vs. Idaho (11/16/24)
FOULS	22 vs. UC Riverside (11/8/2024)

OPPONENT - GAME LOWS

POINTS	43 vs. Mississippi Valley State (11/23/2024)
FIELD GOALS MADE	17 vs. Mississippi Valley State (11/23/2024)
FIELD GOAL ATTEMPTS	45 vs. Mississippi Valley State (11/23/2024)
FIELD GOAL PERCENTAGE	.339 (19-56) vs. Central Arkansas (11/5/2024)
3-POINT FIELD GOALS MADE	2 vs. Mississippi Valley State (11/23/2024)
3-POINT FIELD GOAL ATTEMPTS	10 vs. Mississippi Valley State (11/23/2024)
3-POINT FIELD GOAL PERCENTAGE	.200 (2-10) vs. Mississippi Valley Sate (11/23/2024)
FREE THROWS MADE	4 vs. Queens (11/13/2024)
FIELD THROW ATTEMPTS	10 vs. Mississippi Valley State (11/23/2024) 10 vs. Queens (11/13/2024)
FREE THROW PERCENTAGE	.385 (5-13) vs. Central Arkansas (11/5/2024)
REBOUNDS	22 vs. Queens (11/13/2024)
ASSISTS	8 vs. Mississippi Valley State (11/23/2024)
STEALS	4 vs. NC State (11/29/2024) 4 vs. Idaho (11/16/2024) 4 vs. Queens (11/13/2024)
BLOCKED SHOTS	1 vs. Ole Miss (11/28/2024) 1 vs. Idaho (11/16/24) 1 vs. UC Riverside (11/8/2024)
TURNOVERS	12 vs. UC Riverside (11/8/2024)
FOULS	10 vs. Central Arkansas (11/5/2024)



BYU - INDIVIDUAL GAME HIGHS

POINTS	
29	Fousseyni Traore vs. Idaho (11/16/24)
FIELD GOALS MADE	
11	Fousseyni Traore vs. Idaho (11/16/24)
FIELD GOAL ATTEMPTS	
15	Richie Saunders vs. Idaho (11/16/24)
FIELD GOAL PERCENTAGE (min. 5 made)	
.917 (11-12)	Fousseyni Traore vs. Idaho (11/16/24)
3-POINT FIELD GOALS MADE	
6	Dawson Baker vs. Queens (11/13/2024)
3-POINT FIELD GOAL ATTEMPTS	
11	Kanon Catchings vs. Central Arkansas (11/5/2024)
3-POINT FIELD GOAL PERCENTAGE (min. 2 made)	
1.000 (3-3)	Richie Saunders vs. NC State (11/29/2024)
FREE THROWS MADE	
7	Richie Saunders vs. Ole Miss (11/28/2024)
	Fousseyni Traore vs. Idaho (11/16/24)
FIELD THROW ATTEMPTS	
8	Richie Saunders vs. Ole Miss (11/28/2024)
	Keba Keita vs. UC Riverside (11/8/2024)
FREE THROW PERCENTAGE (min. 3 made)	
1.000 (7-7)	Fousseyni Traore vs. Idaho (11/16/24)
1.000 (6-6)	Fousseyni Traore vs. Ole Miss (11/28/2024)
1.000 (3-3)	Egor Demin vs. Idaho (11/16/24)
REBOUNDS	
13	Keba Keita vs. Queens (11/13/2024)
ASSISTS	
11	Egor Demin vs. Central Arkansas (11/5/2024)
STEALS	
4	Richie Saunders vs. Idaho (11/16/24)
	Egor Demin vs. Central Arkansas (11/5/2024)
BLOCKED SHOTS	
3	Richie Saunders vs. Idaho (11/16/24)
	Egor Demin vs. Idaho (11/16/24)
	Kanon Catchings vs. Central Arkansas (11/5/2024)
TURNOVERS	
5	Egor Demin vs. Ole Miss (11/28/2024)
FOULS	
4	Egor Demin vs. NC State (11/29/2024)
	Trevin Knell vs. Ole Miss (11/28/2024)
	Dawson Baker vs. Ole Miss (11/28/2024)
	Richie Saunders vs. Ole Miss (11/28/2024)
	Kanon Catchings vs. Ole Miss (11/28/2024)
	Richie Saunders vs. UC Riverside (11/8/2024)
	Mihailo Boskovic vs. UC Riverside (11/8/2024)

OPPONENT - INDIVIDUAL GAME HIGHS

POINTS	
28	Jaylen Murray vs. Ole Miss (11/28/2024)
FIELD GOALS MADE	
10	Jaylen Murray vs. Ole Miss (11/28/2024)
FIELD GOAL ATTEMPTS	
19	Barrington Hargress vs. UC Riverside (11/8/2024)
FIELD GOAL PERCENTAGE (min. 5 made)	
.714 (10-14)	Jaylen Murray vs. Ole Miss (11/28/2024)
.714 (5-7)	Julius Mims vs. Idaho (11/16/2024)
3-POINT FIELD GOALS MADE	
4	Jayden Taylor vs. NC State (11/29/2024)
	Tyler Mrus vs. Idaho (11/16/24)
3-POINT FIELD GOAL ATTEMPTS	
8	Tyler Mrus vs. Idaho (11/16/24)
	Barrington Hargress vs. UC Riverside (11/8/2024)
3-POINT FIELD GOAL PERCENTAGE (min. 2 made)	
1.000 (2-2)	Arthur Tate vs. Mississippi Valley State (11/23/2024)
1.000 (2-2)	Kyson Rose vs. Idaho (11/16/24)
1.000 (3-3)	Maban Jabriel vs. Queens (11/13/2024)
FREE THROWS MADE	
10	Dre Davis vs. Ole Miss (11/28/2024)
FIELD THROW ATTEMPTS	
14	Dre Davis vs. Ole Miss (11/28/2024)
FREE THROW PERCENTAGE (min. 3 made)	
1.000 (6-6)	Matthew Murrell vs. Ole Miss (11/28/2024)
1.000 (5-5)	Jaylen Murray vs. Ole Miss (11/28/2024)
REBOUNDS	
11	Nehemiah Turner vs. Central Arkansas (11/5/2024)
ASSISTS	
7	Brayden Fagbemi vs. Central Arkansas (11/5/2024)
STEALS	
3	Dre Davis vs. Ole Miss (11/28/2024)
	Layne Taylor vs. Central Arkansas (11/5/2024)
BLOCKED SHOTS	
3	Malcolm Wilson vs. Queens (11/13/2024)
TURNOVERS	
6	Brayden Fagebmi vs. Central Arkansas (11/5/2024)
FOULS	
5	Dontrez Styles vs. NC State (11/29/2024)
	Mikeal Brown-Jones vs. Ole Miss (11/28/2024)



KEVIN YOUNG



EDUCATION

Clayton State (2004, B.A.)

COACHING EXPERIENCE

- BYU Head Coach (2024-present)
- Phoenix Suns Associate Head Coach (2021-24)
- Phoenix Suns Assistant Coach (2020-21)
- Philadelphia 76ers Assistant Coach (2016-20)
- Delaware 87ers Head Coach (2013-16)
- Iowa Energy Head Coach (2011-13)
- Utah Flash Head Coach (2010-11)
- Utah Flash Assistant Coach (2007-10)
- Shamrock Rovers Hoops Head Coach (2006-07)
- Utah Valley Assistant Coach (2005-06)
- Oxford College Assistant Coach (2004-05)

Kevin Young was named the 19th head coach in BYU men’s basketball program history on April 16, 2024.

No stranger to the highest level of basketball, Young was one of the most sought after assistants in the latest NBA hiring cycle before choosing to come to BYU. Prior to returning to the college game for the first time since working under Dick Hunsaker at Utah Valley, Young was on staff for the Phoenix Suns for four years including the last three as an associate head coach. He helped the organization reach the playoffs every year including a run to the NBA Finals in 2020-21.

Young was pulling double duty in the spring of 2024 as he was still helping the Suns during their run in the NBA Playoffs while putting together a coaching staff and recruiting.

In his final season in Phoenix, he help them finish second in the Pacific division and sixth in the West with a record of 49-33. Kevin Durant and Devin Booker became the Suns’ 12th pair of teammates to be named onto All-NBA teams in the same season with Durant being named to the Second Team for the fifth time in his career while Booker picked up Third Team accolades. In his first full season in Phoenix, Durant started in 75 games averaging 27.1 points, 0.2 less than his career average. He shot 52.3 percent from the field, 41.3 percent from three and 85.6 percent from the free throw line. Booker nearly averaged a career-high in scoring, finishing with 27.1 points per game.

Grayson Allen had a career year in Young’s offense leading the league in 3-point percentage shooting 46.1 percent from beyond the arc. He also had career-highs in field goal attempts per game, points per game, rebounds per game and assists per game.

Phoenix finished with the fourth-best record in the Western Conference in 2022-23, 45-37, after trading for Durant at the trade deadline. They advanced to the semifinals before falling to eventual NBA Champions Denver Nuggets. They only needed five games to defeat the Los Angeles Clippers including four straight wins after dropping game one of the series.

In his first season as associate head coach, Young and the Suns won a franchise record 64 games eclipsing the previous record of 62 set in 1992-93 and 2004-05. It also marked the first time since 2005 that they were the top seed in the Western Conference where they advanced the conference semifinals. Thy defeated the New Orleans Pelicans in six games before falling to Dallas Mavericks in the semifinals in seven games.

Booker was rewarded with a four-year, \$220 million supermax extension following a season where he averaged a career-high 27.8 points per game and was named an All-Star for at third time. He also became the second-greatest 3-point shooter in franchise history against the Portland Trail Blazers. He was joined on the All-Star team by Chris Paul, who moved up to third on the all-time list behind only Jason Kidd and John Stockton. Monty Williams and his staff also coached the All-Star game leading Team Lebron to a 163-160 victory over Team Durant.

His first season in Phoenix was one of the best in Suns history as they advanced to the NBA Finals for the first time in 28 years. They went 51-21 to win the Pacific Division and earn the No. 2 seed in the Western Conference behind the Utah Jazz.

The Suns defeated the Los Angeles Lakers in the first round of the playoffs before sweeping the Denver Nuggets in four games in the Western Conference semifinals. They went on to defeat Paul’s former team, Los Angeles Clippers, in the Western Conference finals, falling to Milwaukee Bucks in the NBA Finals in six games.

Booker was named the Player of the Month in February after helping the Suns go 12-3, their highest total wins ever in that month and most games they had won in a month since March 2010. He led the entire Western Conference with 27.9 points per game on 52.3 field goal shooting, 39.3 3-point shooting and 82.5 percent free throw shooting. He was also named an All-Star along Paul, who joined the franchise right before the season in a trade with Oklahoma City Thunder.

Young’s final season with the Philadelphia 76ers was shortened due to the COVID-19. The league officials suspended the season following the games of March 11 after it was reported that Rudy Gobert tested positive. The 76ers went 43-30 to finish third in the division and sixth in the Eastern Conference, falling to the Boston Celtics in four games in the opening round of the playoffs.

The 76ers went 4-4 in seeding games in the NBA bubble with wins over San Antonio, Washington, Orlando and Houston. They would lose to the Boston Celtics in four games in the playoffs with Joel Embiid scoring over 30 points in the final three contests.

In 2018-19, Philadelphia finished second in the Atlantic Division and third in the Eastern Conference. They advanced to the conference semifinals, losing in seven games to the eventual NBA Champion Toronto Raptors.

The 76ers were led by Embiid, a NBA All-Star and All-NBA Second Team honoree. He led the team in scoring (1,761), rebounds (871) and blocks (122). In his second full season in the league, Ben Simmons played in a team-high 79 games leading the team in minutes played, assists and steals.

After going 25-25 in the 50 games of the 2017-18 season, Philadelphia finished the remainder of the season 27-5 including winning a franchise record 16 consecutive games to finish the season. It was the team’s first appearance in the NBA Playoffs since 2011-12 and their first 50-win season since 2000-01.

Simmons was named the NBA Rookie of the Year after averaging 15.8 points, 8.2 assists and 8.1 rebounds per game. Embiid became the first All-Star for the Sixers that season since 2013. He averaged a double-double (22.9 points, 11.0 rebounds). Current LA Lakers head coach JJ Redick ranked second on the team in scoring at 17.1 points per game, shooting 42.0 percent from 3-point range.

His first season with the 76ers saw them win 28 games, a 18-game improvement for the franchise. Simmons, the first overall pick in the 2017 NBA Draft, missed the entire season due to a foot injury.

Embiid was named the Eastern Conference Rookie of the Month three times after being limited to only 31 games due to a left knee injury. The former No. 3 pick had missed the previous two seasons due to injury. He recorded the second-most consecutive 20-point games by a rookie in franchise history (10).

Dario Šarić was named the Rookie of the Month twice as the draft and stash product made his way to the NBA after being drafted by the organization in 2014. He appeared in a career-high 81 games and finished the season averaging 12.8 points and 6.3 rebounds per game, shooting 41.1 percent from the field, 31.1 percent from three and 78.2 percent from the charity stripe.

Young spent the previous three seasons with the Delaware 87ers including last two as head coach. He replaced Rob Baker, who was promoted to scout for the Philadelphia 76ers. The 87ers went from 20 wins to 21 wins to 26 wins during his time with the franchise.

He was instrumental in helping Thanasis Antetokounmpo get drafted while helping four players score at least 45 points. Of those two, Christian Wood and Jordan McRae made an impact in the NBA.

During his two seasons as the head coach of the Iowa Energy he compiled a record of 31-42. After replacing Nick Nurse, who was named the head coach of the Rio Grande Valley Vipers, Young led the team to a record of 25-25 and an appearance in the first round of the D-League Playoffs. He was also named the 2012 D-League All-Star Game coach.

Young spent two seasons with Utah Flash. He was promoted to head coach in 2010, leading the team to a record of 28-22 including a nine-game win streak. They reached the postseason, falling to eventual champion Iowa Energy in three games. He first joined the organization as an assistant coach for a season under Brad Jones after coaching overseas for a season.

His first head coaching experience came in Ireland after being named to lead Shamrock Rovers Hoops in 2006. In his lone season in the Superleague, Young led the team a 12-8 record and appearance in the quarterfinals of the Irish playoffs.

Prior to moving across the pond, Young spent a year as the director of basketball of operations at Utah Valley. Playing as an independent, the Wolverines went 17-12 including a 75-71 victory over Arizona State in Tempe, Ariz. After trailing by four at halftime, UVU outscored the Sun Devils 12-3 in the final 3:09 of regulation to seal the victory and overcome a four-point halftime deficit.

He began his coaching career at Oxford College of Emory in 2004-05 helping the Eagles go 22-10 and finis the year ranked 10th in the final NCAA poll.

Young finished his collegiate career at Clayton State after spending two years at Middle Georgia College where the standout guard led the team to a runner-up finish at the Georgia College Athletic Association State Tournament. During his time as a Laker, the standout guard appeared in 59 games including 51 starts averaging 24.9 minutes per game.

As a senior, he started in all 30 games for Lakers where averaged 8.2 points, 2.9 assists and 2.5 rebounds per game. He graduated with a degree in integrative studies.

Born in Salt Lake City, Utah, Young grew up in Marietta, Georgia attending Sprayberry High School. He was a two-year letterwinner under head coach Roger Kaum. He averaged 15 points and six assists per game as a senior, helping his team go 27-4 and ranked sixth in the state.

Young is married to Melissa (Bailey) Young and they have two sons and a daughter.

YOUNG'S HEAD COACHING RECORD													
Season	School	Overall	Pct.	Home	Pct.	Away	Pct.	Neutral	Pct.	Conf.	Pct.	Conf. Tourney	Postseason
2024-25	BYU	6-1	.857	5-0	1.000	0-0	.000	1-1	.500	0-0	.000	0-0	0-0
	Overall	6-1	.857	5-0	1.000	0-0	.000	1-1	.500	0-0	.000	0-0	0-0



NUMERICAL/ALPHABETICAL ROSTER

Numerical Roster

No.	Name	Pos.	Ht.	Wt.	Yr.	Exp	Hometown (Previous School)
0	Mawot Mag	F	6-7	220	Sr.	TR	Melbourne, Australia (Rutgers)
1	Trey Stewart	G	6-2	190	Sr.	3L	American Fork, Utah (American Fork HS)
2	Elijah Crawford	G	6-2	182	Fr.	HS	Augusta, Georgia (Brewster Academy)
3	Egor Demin	G	6-9	190	Fr.	HS	Moscow, Russia (Real Madrid)
4	Brody Kozlowski	F	6-8	231	Fr.	HS	Draper, Utah (Corner Canyon HS)
5	Mihailo Bošković	F	6-10	220	Jr.	HS	Užice, Serbia (Igokea)
6	Kanon Catchings	F	6-9	212	Fr.	HS	Brownsburg, Indiana (Overtime Elite)
12	Townsend Tripple	F	6-8	218	So.	1L	Meridian, Idaho (Rocky Mountain HS)
13	Keba Keita	C	6-9	229	Jr.	TR	Bamako, Mali (Utah)
15	Richie Saunders	G	6-5	196	Jr.	2L	Riverton, Utah (Wasatch Academy)
20	Max Triplett	F	6-9	230	Jr.	TR	Huntsville, Utah (Snow College)
21	Trevin Knell	G	6-5	186	Sr.	3L	North Salt Lake, Utah (Woods Cross HS)
25	Dawson Baker	G	6-4	201	R-Jr.	RS	Coto De Caza, California (UC Irvine)
30	Dallin Hall	G	6-4	197	Jr.	2L	Plain City, Utah (Fremont HS)
45	Fousseyini Traore	F	6-6	250	Sr.	3L	Bamako, Mali (Wasatch Academy)
51	Jared McGregor	G	6-3	198	Jr.	2L	Saratoga Springs, Utah (Westlake HS)

Alphabetical Roster

No.	Name	Pos.	Ht.	Wt.	Yr.	Exp	Hometown (Previous School)
25	Dawson Baker	G	6-4	201	R-Jr.	RS	Coto De Caza, California (UC Irvine)
5	Mihailo Bošković	F	6-10	220	Jr.	HS	Užice, Serbia (Igokea m:tel)
6	Kanon Catchings	F	6-9	212	Fr.	HS	Brownsburg, Indiana (Overtime Elite)
2	Elijah Crawford	G	6-2	182	Fr.	HS	Augusta, Georgia (Brewster Academy)
3	Egor Demin	G	6-9	190	Fr.	HS	Moscow, Russia (Real Madrid)
30	Dallin Hall	G	6-4	197	Jr.	2L	Plain City, Utah (Fremont HS)
13	Keba Keita	C	6-9	229	Jr.	TR	Bamako, Mali (Utah)
21	Trevin Knell	G	6-5	186	Sr.	3L	North Salt Lake, Utah (Woods Cross HS)
4	Brody Kozlowski	F	6-8	231	Fr.	HS	Draper, Utah (Corner Canyon HS)
0	Mawot Mag	F	6-7	220	Sr.	TR	Melbourne, Australia (Rutgers)
51	Jared McGregor	G	6-3	198	Jr.	2L	Saratoga Springs, Utah (Westlake HS)
15	Richie Saunders	G	6-5	196	Jr.	2L	Riverton, Utah (Wasatch Academy)
1	Trey Stewart	G	6-2	190	Sr.	3L	American Fork, Utah (American Fork HS)
45	Fousseyini Traore	F	6-6	250	Sr.	3L	Bamako, Mali (Wasatch Academy)
20	Max Triplett	F	6-9	230	Jr.	TR	Huntsville, Utah (Snow College)
12	Townsend Tripple	F	6-8	218	So.	1L	Meridian, Idaho (Rocky Mountain HS)

Coaching Staff

Name	Position (Year at BYU)	Alma Mater (Year)
Kevin Young	Head Coach (1st)	Clayton State (2004)
Will Voigt	Assistant Coach (1st)	Pomona College (1998)
Brandon Dunson	Assistant Coach (1st)	Azusa Pacific (2012)
Chris Burgess	Assistant Coach (4th)	Utah (2014)
Tim Fanning	Assistant Coach (1st)	Whittier College (2007)
John Linehan	Assistant Coach (1st)	Providence (2013)
Doug Stewart	Chief of Staff (1st)	Brown (1994)
Jordan Brady	Dir. of Player Development	UVU (2008)
Akash Sebastian	Dir. of Analytics & Strategy (1st)	Birla Education of Technology & Science (2019)
Danielle LaFata	Dir. of Nutrition (1st)	Wayne State (2006)
Justin Young	Dir. of Recruiting (1st)	Kennesaw State
Nate Austin	Dir. of Basketball Operations (2nd)	BYU (2016)
Robert Ramos	Dir. of Sports Medicine (23rd)	BYU (1995)
Michael Davie	Dir. of Strength & Conditioning/Sports Science (2nd)	Queensland University of Technology (2005)

Pronunciation Guide

Kanon Catchings.....	Cannon
Egor Demin.....	yay-GOR di-min
Keba Keita.....	kay-BUH kay-TAH
Trevin Knell.....	Nail
Brody Kozlowski.....	cause-LOU-ski
Mawot Mag.....	muh-WIT
Robert Ramos.....	RAY-mos
Richie Saunders.....	SAW-n-ders
Fousseyini Traore.....	fou-SEN-ee try-OR-ah
Will Voigt.....	voit
Akash Sebastian.....	uh-COSH

GEOGRAPHIC BREAKDOWN

Australia

Mawot Mag

California

Dawson Baker

Georgia

Elijah Crawford

Idaho

Townsend Tripple

Indiana

Kanon Catchings

Mali

Keba Keita

Fousseyini Traore

Russia

Egor Demin

Serbia

Mihailo Bošković

Utah

Dallin Hall

Trevin Knell

Brody Kozlowski

Jared McGregor

Richie Saunders

Trey Stewart

Max Triplett

CLASS BREAKDOWN

Freshman

Kanon Catchings

Elijah Crawford

Egor Demin

Brody Kozlowski

Sophomore

Townsend Tripple

Junior

Dawson Baker*

Mihailo Bošković

Dallin Hall

Keba Keita

Jared McGregor

Richie Saunders

Max Triplett

Senior

Trevin Knell

Mawot Mag

Trey Stewart

Fousseyini Traore

*Redshirted 2023-24 season





#0 Mawot Mag
6-7 | Forward | Senior
Melbourne, Australia



#1 Trey Stewart
6-2 | Guard | Senior
American Fork, Utah



#2 Elijah Crawford
6-2 | Guard | Freshman
Augusta, Georgia



#3 Egor Demin
6-9 | Guard | Freshman
Moscow, Russia




#4 Brody Kozlowski
6-8 | Forward | Freshman
Draper, Utah



#5 Mihailo Boskovic
6-10 | Forward | Junior
Uzice, Serbia



#6 Kanon Catchings
6-9 | Forward | Freshman
Brownsburg, Indiana



#12 Townsend Tripple
6-8 | Forward | Sophomore
Meridian, Idaho



#13 Keba Keita
6-9 | Forward | Junior
Bamako, Mali



#15 Richie Saunders
6-5 | Forward | Junior
Riverton, Utah



#20 Max Triplett
6-9 | Forward | Junior
Huntsville, Utah



#21 Trevin Knell
6-5 | Guard | Senior
North Salt Lake, Utah



#25 Dawson Baker
6-4 | Guard | Redshirt Junior
Coto de Caza, California



#30 Dallin Hall
6-4 | Guard | Junior
Plain City, Utah



#45 Fousseyni Traore
6-6 | Forward | Senior
Bamako, Mali



#51 Jared McGregor
6-3 | Guard | Junior
Saratoga Springs, Utah



Kevin Young
Head Coach



Will Voigt
Assistant Coach



Brandon Dunson
Assistant Coach



Chris Burgess
Assistant Coach




Tim Fanning
Assistant Coach



John Linehan
Assistant Coach




Doug Stewart
Chief of Staff




Nate Austin
Dir. of Basketball Operations



Jordan Brady
Dir. of Player Development



Akash Sebastian
Dir. of Analytics & Strategy



Danielle LaFata
Dir. of Nutrition



Justin Young
Dir. of Recruiting



Robert Ramos
Dir. of Sports Medicine



Michael Davie
Dir. of S&C/Sports Science



2024-25

Made BYU debut in season opener against Central Arkansas... finished with three points, two rebounds and an assist... went 1-of-2 from 3-point range...

BEFORE BYU

Spent four seasons at Rutgers... graduated with a Bachelor's in labor studies and employment relations... appeared in 80 games including 41 starts, averaging 17.8 minutes per game... averaged 5.5 points, 3.1 rebounds and 0.8 assists per game... shot 44.3 percent from the field, 26.3 percent from three and 70.7 percent from the free throw line... scored in double figures 17 times... recorded lone double-double of collegiate career with 24 points and 10 boards against Iowa on January 6, 2024... appeared in 17 games with 16 starts as a senior... played at Prolific Prep for final two seasons after spending a year at Victory Rock Prep in Florida... three-star recruit by Rivals and 247Sports... no. 41 small forward and No. 223 overall in Class of 2020... averaged 10.2 points, 6.0 rebounds, 2.5 assists and 1.5 steals per game as a senior... only appeared in six games as a junior, averaging 10.0 points, 6.5 rebounds, 1.5 rebounds and 1.5 blocks per game... chose Rutgers over Cal State Fullerton, DePaul, Oregon State, Washington State and Nevada...

PERSONAL

Born in Sudan, then moved to Melbourne, Australia at two years old...

SEASON HIGHS	Points:	6	Queens (11/13/24)
	Rebounds:	2 (2x)	Queens (11/13/24)
	Assists:	1 (2x)	Queens (11/13/24)
	Steals:	1 (2x)	Queens (11/13/24)
	Blocks:	1	Queens (11/13/24)
	Field Goals:	3	Queens (11/13/24)
	3-Pointers:	1	Central Arkansas (11/5/24)
	Free Throws:	2 (2x)	Mississippi Valley State (11/23/24)
	Minutes:	15	Queens (11/13/24)

CAREER HIGHS	Points:	24	at Iowa (01/06/24)
	Rebounds:	10	at Iowa (01/06/24)
	Assists:	4 (2x)	. Indiana (01/09/24)
	Steals:	3 (3x)	at Michigan (02/03/24)
	Blocks:	2 (3x)	LIU (12/16/23)
	Field Goals:	7 (2x)	Nebraska (01/17/24)
	3-Pointers:	3	at Iowa (01/06/24)
	Free Throws:	7	at Iowa (01/06/24)
	Minutes:	38	Nebraska (01/17/24)

BIG 12 HIGHS	Points:	--	--
	Rebounds:	--	--
	Assists:	--	--
	Steals:	--	--
	Blocks:	--	--
	Field Goals:	--	--
	3-Pointers:	--	--
	Free Throws:	--	--
	Minutes:	--	--

PRODUCTION TRACKER		2024-25	Career
	Had a double-double	--	1 (0-1)
	Scored 10+ points	--	17 (12-5)
	Scored 20+ points	--	1 (0-1)
	Led BYU in scoring	--	--
	Led BYU in rebounds	--	--
	Led BYU in assists	--	--
	Led BYU in steals	--	--
	Made 3+ 3-pt FGs	--	1 (0-1)
	Had 3+ assists	--	4 (2-2)
	Had 5+ assists	--	--
	Had 3+ steals	--	3 (2-1)
	Had 5+ rebounds	--	23 (14-9)
	Had 10+ rebounds	--	1 (0-1)

2024-25 GAME-BY-GAME

OPPONENT	DATE	GS	MIN.	FG-FGA	PCT	3FG-FGA	PCT	FT-FTA	PCT	OFF	DEF	REB	AST	BLK	STL	PF	TO	PTS	AVG
Central Arkansas	11/5		13	1-4	.250	1-2	.500	0-0	.000	2	0	2	1	0	1	2	1	3	3.0
UC Riverside	11/8		4	1-1	1.000	0-0	.000	0-0	.000	0	0	0	0	0	0	1	0	2	2.5
Queens	11/13		15	3-5	.600	0-2	.000	0-0	.000	2	0	2	1	1	1	1	0	6	3.7
Idaho	11/16		10	0-1	.000	0-0	.000	2-3	.667	1	0	1	0	0	0	1	0	2	3.3
Mississippi Valley	11/23		11	1-3	.333	0-1	.000	2-2	1.000	0	0	0	0	0	0	3	0	4	3.4
vs. Ole Miss	11/28		1	0-0	.000	0-0	.000	0-0	.000	0	1	1	0	0	0	1	0	0	2.8
vs. NC State	11/29																		
at Providence	12/3																		
Fresno State	12/11																		
vs. Wyoming	12/14																		
Florida A&M	12/20																		
Arizona State	12/31																		
at Houston	1/4																		
Texas Tech	1/7																		
at TCU	1/11																		
Oklahoma State	1/14																		
at Utah	1/18																		
at Colorado	1/21																		
Cincinnati	1/25																		
Baylor	1/28																		
at UCF	2/1																		
ARizona	2/4																		
at Cincinnati	2/8																		
at West Virginia	2/11																		
Kansas State	2/15																		
Kansas	2/18																		
at Arizona	2/22																		
at Arizona State	2/26																		
West Virginia	3/1																		
at Iowa State	3/4																		
Utah	3/8																		
TOTAL			53	6-14	.429	1-5	.200	4-5	.800	5	1	6	2	1	2	9	1	17	2.8

CAREER STATISTICS

YEAR	GP-GS	MPG	FG-FGA	PCT	3FG-A	PCT	FT-FTA	PCT	OFF-DEF-REB	AVG	PF-D	A	AVG	TO	BLK	AVG	STL	AVG	PTS	AVG
2020-21*	12-0	5.8	10-16	.625	1-3	.333	3-6	.500	4-9-13	1.1	5-0	1	0.1	4	1	0.1	2	0.2	24	2.0
2021-22*	28-2	11.7	31-75	.413	4-17	.235	16-23	.696	24-28-52	1.9	3-60	12	0.4	17	7	0.3	8	0.3	82	2.9
2022-23*	23-23	24.8	67-134	.500	9-30	.300	37-50	.740	37-84-121	5.3	48-1	26	1.1	35	9	0.4	23	1.0	180	7.8
2023-24*	17-16	26.8	58-150	.387	12-49	.245	26-37	.703	22-42-64	3.8	36-1	21	1.2	26	7	0.4	20	1.2	154	9.1
2024-25	6-0	8.8	6-14	.429	1-5	.200	4-5	.800	5-1-6	1.0	9-0	2	0.3	1	1	0.2	2	0.3	17	2.8
TOTAL!	86-41	17.2	172-389	.442	27-104	.260	86-121	.711	92-164-256	3.0	134-2	62	0.7	83	25	0.3	55	0.6	457	5.3

* Rutgers ! Rutgers and BYU





TREY STEWART

SENIOR | 6-2 | GUARD | AMERICAN FORK, UTAH | AMERICAN FORK HIGH SCHOOL

2024-25

Made season debut in win over Mississippi Valley State... connecting on a 3-pointer for the 11th time in his career...

2023-24

Got first career start in season opener against Houston Christian... 35th different player to start a game under Pope... scored a career-high 10 points against HCU... hit at least one 3-pointer in six games this season... has a season-high four assists three times... appeared in 11 straight games after only appearing in two of BYU's first nine league games...

2022-23

WCC All-Academic Honorable Mention... 12th in the WCC in assist-turnover- ratio... had a career-high eight assists in win over Western Oregon... carer-high nine points against Santa Clara... made first career 3-pointer and free throw against the San Diego State...

2021-22

Appeared in 11 games, playing a total of 26 minutes... scored a season-high two points against Oregon and Washington State... played a season-high five minutes in NIT first round win over Long Beach State...

BEFORE BYU

Graduated from American Fork... first team all-state as a senior after averaging 14.8 points per game...served a mission for the Church of Jesus Christ of Latter Day Saints in Leeds, England and Kennewick, Washington...

PERSONAL

Founder of Default Happiness, a clothing company focused on promotion a happy and healthy mindset in athletes by wearing the source of their game while they game... put together his own fashion show in the fall... signed former BYU and current Minnesota Vikings quarterback Jaren Hall to a NIL deal producing his own clothing line called 'kindness counts'... sister, Sophie, played soccer at Utah Tech...

2024-25 GAME-BY-GAME

OPPONENT	DATE	GS	MIN.	FG-FGA	PCT	3FG-FGA	PCT	FT-FTA	PCT	OFF	DEF	REB	AST	BLK	STL	PF	TO	PTS	AVG
Central Arkansas	11/5																		
UC Riverside	11/8																		
Queens	11/13																		
Idaho	11/16																		
Mississippi Valley	11/23		9	1-1	1.000	1-1	1.000	0-0	.000	0	1	1	0	0	0	1	1	3	3.0
vs. Ole Miss	11/28		1	0-0	.000	0-0	.000	0-0	.000	0	0	0	0	0	0	0	0	0	1.5
vs. NC State	11/29		6	0-1	.000	0-1	.000	0-0	.000	1	0	1	0	0	0	1	0	0	1.0
at Providence	12/3																		
Fresno State	12/11																		
vs. Wyoming	12/14																		
Florida A&M	12/20																		
Arizona State	12/31																		
at Houston	1/4																		
Texas Tech	1/7																		
at TCU	1/11																		
Oklahoma State	1/14																		
at Utah	1/18																		
at Colorado	1/21																		
Cincinnati	1/25																		
Baylor	1/28																		
at UCF	2/1																		
ARizona	2/4																		
at Cincinnati	2/8																		
at West Virginia	2/11																		
Kansas State	2/15																		
Kansas	2/18																		
at Arizona	2/22																		
at Arizona State	2/26																		
West Virginia	3/1																		
at Iowa State	3/4																		
Utah	3/8																		
TOTAL			16	1-2	.500	1-2	.500	0-0	.000	1	1	2	0	0	0	2	1	3	1.0

SEASON HIGHS

Points:	3	Mississippi Valley State (11/23/24)
Rebounds:	1	Mississippi Valley State (11/23/24)
Assists:	--	--
Steals:	--	--
Blocks:	--	--
Field Goals:	1	Mississippi Valley State (11/23/24)
3-Pointers:	1	Mississippi Valley State (11/23/24)
Free Throws:	--	--
Minutes:	9	Mississippi Valley State (11/23/24)

CAREER HIGHS

Points:	10	Houston Christian (11/06/23)
Rebounds:	6	Bellarmine (12/22/23)
Assists:	8	Western Oregon (12/15/22)
Steals:	4	vs. Westminster (11/29/22)
Blocks:	2 (5x)	Wyoming (12/30/23)
Field Goals:	4	Santa Clara (2/16/23)
3-Pointers:	1 (11x)	Mississippi Valley State (11/23/24)
Free Throws:	2 (3x)	vs. Arizona State (11/23/23)
Minutes:	23	vs. Westminster (11/29/22)

BIG 12 HIGHS

Points:	4	Kansas State (2/10/24)
Rebounds:	3	Kansas State (2/10/24)
Assists:	1 (4x)	at Kansas (2/27/24)
Steals:	2	Kansas State (2/10/24)
Blocks:	--	--
Field Goals:	2	Kansas State (2/10/24)
3-Pointers:	--	--
Free Throws:	--	--
Minutes:	9	UCF (2/13/24)

PRODUCTION TRACKER

	2024-25	Career
Had a double-double	--	--
Scored 10+ points	--	1 (1-0)
Scored 20+ points	--	--
Led BYU in scoring	--	--
Led BYU in rebounds	--	--
Led BYU in assists	--	1 (1-0)
Led BYU in steals	--	5 (5-0)
Made 3+ 3-pt FGs	--	--
Had 3+ assists	--	6 (6-0)
Had 5+ assists	--	1 (1-0)
Had 3+ steals	--	3 (3-0)
Had 5+ rebounds	--	3 (3-0)
Had 10+ rebounds	--	--

CAREER STATISTICS

YEAR	GP-GS	MPG	FG-FGA	PCT	3FG-A	PCT	FT-FTA	PCT	OFF-DEF-REB	AVG	PF-D	A	AVG	TO	BLK	AVG	STL	AVG	PTS	AVG
2021-22	11-0	2.6	2-9	.222	0-3	.000	0-0	.000	2-5-7	0.6	5-0	2	0.2	2	1	0.1	3	0.3	4	0.4
2022-23	27-0	10.2	16-64	.250	4-34	.118	5-10	.500	10-22-32	1.2	42-1	28	1.0	14	6	0.2	22	0.8	41	1.5
2023-24	26-4	9.4	22-54	.407	6-23	.261	6-10	.600	11-36-47	1.8	28-0	29	1.1	20	6	0.2	12	0.5	56	2.2
2024-25	3-0	5.2	1-2	.500	1-2	.500	0-0	.000	1-1-2	0.7	2-0	0	0.0	1	0	0.0	0	0.0	3	1.0
TOTAL	67-4	8.4	41-129	.318	11-62	.177	11-20	.550	24-64-88	1.3	77-1	59	0.9	37	13	0.2	37	0.6	104	1.6





ELIJAH CRAWFORD

FRESHMAN | 6-2 | GUARD | AUGUSTA, GEORGIA | BREWSTER ACADEMY

2024-25

Made collegiate debut in season opener against Central Arkansas... finished with two points, four rebounds, two assists and a steal... career-high three points, four rebounds and four assists in win over Queens...

BEFORE BYU

Prepped at Brewster Academy... four-star recruit (247Sports, On3, ESPN)... Ranked No. 96 in ESPN 100... MaxPreps.com New Hampshire Player of the Year as a senior... averaged 12.0 points, 4.3 assists, 3.4 rebounds and 1.6 steals per game... shot 46.0 percent from the field, 40.0 percent from three and 90.0 percent from the free throw line... helped Augusta Christian win a state title as a sophomore... 15U EYBL Peach Jam Champion...

PERSONAL

Son of Brittany Williams and Broderick Crawford... has three siblings... cousin, Vonteeogo Cummings, played at Pitt and overseas...

2024-25 GAME-BY-GAME

OPPONENT	DATE	GS	MIN.	FG-FGA	PCT	3FG-FGA	PCT	FT-FTA	PCT	OFF	DEF	REB	AST	BLK	STL	PF	TO	PTS	AVG
Central Arkansas	11/5		12	1-4	.250	0-2	.000	0-0	.000	3	1	4	2	0	1	3	1	2	2.0
UC Riverside	11/8		8	0-2	.000	0-0	.000	0-0	.000	0	1	1	0	0	0	1	2	0	1.0
Queens	11/13		16	1-2	.500	0-0	.000	1-2	.500	2	2	4	4	0	2	2	2	3	1.7
Idaho	11/16		10	0-1	.000	0-1	.000	0-1	.000	0	0	0	1	0	1	2	0	0	1.3
Mississippi Valley	11/23		2	0-1	.000	0-1	.000	0-0	.000	0	0	0	0	0	0	0	0	0	1.0
vs. Ole Miss	11/28		3	0-0	.000	0-0	.000	0-0	.000	0	0	0	0	0	0	0	0	0	0.8
vs. NC State	11/29																		
at Providence	12/3																		
Fresno State	12/11																		
vs. Wyoming	12/14																		
Florida A&M	12/20																		
Arizona State	12/31																		
at Houston	1/4																		
Texas Tech	1/7																		
at TCU	1/11																		
Oklahoma State	1/14																		
at Utah	1/18																		
at Colorado	1/21																		
Cincinnati	1/25																		
Baylor	1/28																		
at UCF	2/1																		
ARizona	2/4																		
at Cincinnati	2/8																		
at West Virginia	2/11																		
Kansas State	2/15																		
Kansas	2/18																		
at Arizona	2/22																		
at Arizona State	2/26																		
West Virginia	3/1																		
at Iowa State	3/4																		
Utah	3/8																		
TOTAL			51	2-10	.200	0-4	.000	1-3	.333	5	4	9	7	0	4	8	5	5	1.0

PRODUCTION TRACKER

	2024-25	Career
Had a double-double	--	--
Scored 10+ points	--	--
Scored 20+ points	--	--
Led BYU in scoring	--	--
Led BYU in rebounds	--	--
Led BYU in assists	--	--
Led BYU in steals	1 (1-0)	1 (1-0)
Made 3+ 3-pt FGs	--	--
Made 3+ 3-pt FGS	--	--
Had 5+ assists	--	--
Had 7+ assists	--	--
Had 3+ steals	--	--
Had 5+ rebounds	--	--

CAREER STATISTICS

YEAR	GP-GS	MPG	FG-FGA	PCT	3FG-A	PCT	FT-FTA	PCT	OFF-DEF-REB	AVG	PF-D	A	AVG	TO	BLK	AVG	STL	AVG	PTS	AVG
2024-25	6-0	8.5	2-10	.200	0-4	.000	1-3	.333	5-4-9	1.5	8-0	7	1.3	5	0	0.0	4	0.7	5	0.8
TOTAL	6-0	8.5	2-10	.200	0-4	.000	1-3	.333	5-4-9	1.5	8-0	7	1.3	5	0	0.0	4	0.7	5	0.8





EGOR DEMIN

FRESHMAN | 6-9 | GUARD | MOSCOW, RUSSIA | REAL MADRID

2024-25

Big 12 Newcomer of the Week (Nov. 11, Nov. 18)... most assists in a debut in program history (11)... **fourth-most assists by a freshman in program history (11)...** **second-most 3-point field goals in a debut (4)...** **second-most steals in a debut (4)...** **one of only two Big 12 Freshman to have 10+ points and 10+ assists in collegiate debut (Oklahoma's Trae Young)...** **one of five freshmen since 1992 to have 15 points, seven assists, three steals and three blocks in a game...** made collegiate debut with a start against Central Arkansas... finished with a double-double (18 points, 11 assists)... also had four rebounds and four steals in 31 minutes of action...

BEFORE BYU

22nd youngest player in NCAA Division I men's basketball... Five-star recruit (247Sports)... averaged 16.0 points, 8.2 rebounds, 3.8 assists and 1.6 steals per game at 2024 Adidas Next Generation Tournament helping Real Madrid secure its second consecutive title... appeared in 21 games for Real Madrid 2 during 2023-24 Spain EBA season... averaged 13.0 points, 5.1 rebounds and 4.3 assists per game... shot 57.1 percent from the field, 33.6 percent from three and 78.4 percent from the free throw line... also played with Trinta in Moscow, Russia... three-time Russian national champion... two-time MVP of Russian National Championship...

PERSONAL

Son of Natalia and Vladimir... has one brother... loves to cook... has different colored eyes... grew a foot in less than a year... eats with his left hand... wants to learn how to play the piano...

SEASON HIGHS	Points:	20	UC Riverside (11/8/24)
	Rebounds:	11	vs. NC State (11/29/24)
	Assists:	11	Central Arkansas (11/5/24)
	Steals:	4	Central Arkansas (11/5/24)
	Blocks:	3	Idaho (11/16/24)
	Field Goals:	8	UC Riverside (11/8/24)
	3-Pointers:	4	Central Arkansas (11/5/24)
	Free Throws:	4	vs. Ole Miss (11/28/24)
	Minutes:	37	vs. Ole Miss (11/28/24)

CAREER HIGHS	Points:	20	UC Riverside (11/8/24)
	Rebounds:	11	vs. NC State (11/29/24)
	Assists:	11	Central Arkansas (11/5/24)
	Steals:	4	Central Arkansas (11/5/24)
	Blocks:	--	--
	Field Goals:	8	UC Riverside (11/8/24)
	3-Pointers:	4	Central Arkansas (11/5/24)
	Free Throws:	4	vs. Ole Miss (11/28/24)
	Minutes:	37	vs. Ole Miss (11/28/24)

BIG 12 HIGHS	Points:	--	--
	Rebounds:	--	--
	Assists:	--	--
	Steals:	--	--
	Blocks:	--	--
	Field Goals:	--	--
	3-Pointers:	--	--
	Free Throws:	--	--
	Minutes:	--	--

PRODUCTION TRACKER	2024-25	Career
	Had a double-double	1 (1-0)
	Scored 10+ points	5 (4-1)
	Scored 20+ points	1 (1-0)
	Led BYU in scoring	2 (2-0)
	Led BYU in rebounds	1 (1-0)
	Led BYU in assists	7 (6-1)
	Led BYU in steals	3 (3-0)
	Made 3+ 3-pt FGs	2 (2-0)
	Had 5+ assists	5 (5-0)
	Had 10+ assists	1 (1-0)
	Had 3+ steals	3 (3-0)
	Had 5+ rebounds	3 (3-0)
	Had 10+ rebounds	1 (1-0)

2024-25 GAME-BY-GAME

OPPONENT	DATE	GS	MIN.	FG-FGA	PCT	3FG-FGA	PCT	FT-FTA	PCT	OFF	DEF	REB	AST	BLK	STL	PF	TO	PTS	AVG
Central Arkansas	11/5	*	31	7-13	.538	4-7	.571	0-1	.000	0	4	4	11	0	4	1	2	18	18.0
UC Riverside	11/8	*	32	8-11	.727	2-5	.400	2-6	.333	1	4	5	7	0	0	1	2	20	19.0
Queens	11/13	*	27	6-9	.667	2-4	.500	0-0	.000	0	3	3	5	0	2	0	3	14	17.3
Idaho	11/16	*	30	5-8	.625	3-4	.750	3-3	1.000	0	2	2	7	3	3	0	1	16	17.0
Mississippi Valley	11/23	*	28	3-4	.750	2-3	.667	0-0	.000	1	5	6	6	1	3	0	3	8	15.2
vs. Ole Miss	11/28	*	37	5-13	.385	2-9	.222	4-7	.571	0	3	3	4	1	1	2	5	16	15.3
vs. NC State	11/29	*	28	3-7	.429	0-2	.000	2-2	1.000	4	7	11	4	1	0	4	2	8	14.3
at Providence	12/3																		
Fresno State	12/11																		
vs. Wyoming	12/14																		
Florida A&M	12/20																		
Arizona State	12/31																		
at Houston	1/4																		
Texas Tech	1/7																		
at TCU	1/11																		
Oklahoma State	1/14																		
at Utah	1/18																		
at Colorado	1/21																		
Cincinnati	1/25																		
Baylor	1/28																		
at UCF	2/1																		
ARizona	2/4																		
at Cincinnati	2/8																		
at West Virginia	2/11																		
Kansas State	2/15																		
Kansas	2/18																		
at Arizona	2/22																		
at Arizona State	2/26																		
West Virginia	3/1																		
at Iowa State	3/4																		
Utah	3/8																		
TOTAL			211	37-65	.569	15-34	.441	11-19	.579	6	28	34	44	6	13	8	18	100	14.3

CAREER STATISTICS

YEAR	GP-GS	MPG	FG-FGA	PCT	3FG-A	PCT	FT-FTA	PCT	OFF-DEF-REB	AVG	PF-D	A	AVG	TO	BLK	AVG	STL	AVG	PTS	AVG
2024-25	7-7	30.1	37-65	.569	15-34	.441	11-19	.579	6-28-34	4.9	8-0	44	6.3	18	6	0.9	13	1.9	100	14.3
TOTAL	7-7	30.1	37-65	.569	15-34	.441	11-19	.579	6-28-34	4.9	8-0	44	6.3	18	6	0.9	13	1.9	100	14.3





BRODY KOZLOWSKI

FRESHMAN | 6-8 | FORWARD | DRAPER, UTAH | CORNER CANYON HIGH SCHOOL

2024-25
Made collegiate debut in win over Queens... recorded in one steal in six minutes of action...

BEFORE BYU
Prepped at Corner Canyon High School... valedictorian... four-star recruit (ESPN, rivals.com)... No. 94 player in ESPN Top 100... McDonald's All-American nominee... two-time Utah 6A Player of the Year... averaged 20.4 points and 8.6 rebounds per game as a senior... recorded four double-doubles including 29-point, 16-rebound performance against Copper Hills... averaged 16.9 points and 10.9 rebounds per game as a junior... named MaxPreps Utah Player of the Year... Adidas All-American... helped Utah Prospects win Adidas 17U... all-state as a sophomore... originally signed with USC prior to transferring to BYU...

PERSONAL
Son of Kristen and Travis Kozlowski... has four siblings... mom appeared in 75 games including 40 starts for the BYU women's basketball team from 2001-05... dad played out-side linebacker for BYU... grandpa, Richard Kozlowski, played football at BYU and Iowa...

2024-25 GAME-BY-GAME

SEASON HIGHS	Points:	--	--
	Rebounds:	1	Idaho (11/16/24)
	Assists:	--	--
	Steals:	1	Queens (11/13/24)
	Blocks:	--	--
	Field Goals:	--	--
	3-Pointers:	--	--
	Free Throws:	--	--
	Minutes:	6	Queens (11/13/24)
CAREER HIGHS	Points:	--	--
	Rebounds:	1	Idaho (11/16/24)
	Assists:	--	--
	Steals:	1	Queens (11/13/24)
	Blocks:	--	--
	Field Goals:	--	--
	3-Pointers:	--	--
	Free Throws:	--	--
	Minutes:	6	Queens (11/13/24)
BIG 12 HIGHS	Points:	--	--
	Rebounds:	--	--
	Assists:	--	--
	Steals:	--	--
	Blocks:	--	--
	Field Goals:	--	--
	3-Pointers:	--	--
	Free Throws:	--	--
	Minutes:	--	--
PRODUCTION TRACKER	2024-25	Career	
	Had a double-double	--	--
	Scored 10+ points	--	--
	Scored 20+ points	--	--
	Led BYU in scoring	--	--
	Led BYU in rebounds	--	--
	Led BYU in assists	--	--
	Led BYU in steals	--	--
	Made 3+ 3-pt FGs	--	--
	Had 5+ 3-pt FGS	--	--
	2024-25	Career	
	Had 3+ assists	--	--
	Had 3+ steals	--	--
	Had 5+ rebounds	--	--
	Had 10+ rebounds	--	--

OPPONENT	DATE	GS	MIN.	FG-FGA	PCT	3FG-FGA	PCT	FT-FTA	PCT	OFF	DEF	REB	AST	BLK	STL	PF	TO	PTS	AVG
Central Arkansas	11/5																		
UC Riverside	11/8																		
Queens	11/13		6	0-0	.000	0-0	.000	0-0	.000	0	0	0	0	0	1	1	0	0	0.0
Idaho	11/16		1	0-0	.000	0-0	.000	0-0	.000	0	1	1	0	0	0	0	0	0	0.0
Mississippi Valley	11/23		2	0-0	.000	0-0	.000	0-0	.000	0	0	0	0	0	0	0	0	0	0.0
vs. Ole Miss	11/28																		
vs. NC State	11/29																		
at Providence	12/3																		
Fresno State	12/11																		
vs. Wyoming	12/14																		
Florida A&M	12/20																		
Arizona State	12/31																		
at Houston	1/4																		
Texas Tech	1/7																		
at TCU	1/11																		
Oklahoma State	1/14																		
at Utah	1/18																		
at Colorado	1/21																		
Cincinnati	1/25																		
Baylor	1/28																		
at UCF	2/1																		
ARizona	2/4																		
at Cincinnati	2/8																		
at West Virginia	2/11																		
Kansas State	2/15																		
Kansas	2/18																		
at Arizona	2/22																		
at Arizona State	2/26																		
West Virginia	3/1																		
at Iowa State	3/4																		
Utah	3/8																		
TOTAL			9	0-0	.000	0-0	.000	0-0	.000	0	1	1	0	0	1	1	0	0	0.0

CAREER STATISTICS

YEAR	GP-GS	MPG	FG-FGA	PCT	3FG-A	PCT	FT-FTA	PCT	OFF-DEF-REB	AVG	PF-D	A	AVG	TO	BLK	AVG	STL	AVG	PTS	AVG
2024-25	3-0	2.9	0-0	.000	0-0	.000	0-0	.000	0-1-1	0.3	1-0	0	0.0	0	0	0.0	1	0.3	0	0.0
TOTAL	3-0	2.9	0-0	.000	0-0	.000	0-0	.000	0-1-1	0.3	1-0	0	0.0	0	0	0.0	1	0.3	0	0.0





MIHAILO BOSKOVIC

JUNIOR | 6-10 | FORWARD | UZICE, SERBIA | IGOKEA M.TEL

2024-25

Third-most blocks in a debut in program history (2)... made collegiate debut in win over Central Arkansas... finished with 11 points, three rebounds, two assists and two blocks in 19 minutes off the bench... went 5-of-7 from the field... 1-of-3 from 3-point range... scored in double figures, 10, against No. 23 Ole Miss... knocked down two 3-pointers...

BEFORE BYU

Named 2022 FIBA U20 European Championship, Division B Most Valuable Player... averaged 12.3 points, 6.6 rebounds, 2.1 assists and a block per game helping Serbia go undefeated and claim the title... most recently played for KK Igokea in Bosnia's top league... also spent two seasons at KK Dynamic of the Serbian KLS... appeared in 28 games including 26 starts in 2022-23... averaged 13.1 points, 5.9 rebounds, 1.5 blocks and 1.2 assists per game... shot 38.3 percent from the field, 33.3 percent from three and 64.7 percent from the free throw line... appeared in 30 games with 14 starts in 2021-22... average 10.4 points and 5.6 rebounds per game... made three appearances for Slobod Užice U19 in 2020-21...

PERSONAL

Son of Ana and Stevan Boskovic... oldest of three kids... brother, Marko... sister, Milica... enjoys watching movies, action and comedy... played soccer and water polo growing up... learned english from watching the Disney Channel at his grandparents house...

SEASON HIGHS	Points:	11	Central Arkansas (11/5/24)
	Rebounds:	5	Mississippi Valley State (11/23/24)
	Assists:	2 (2x)	Idaho (11/16/24)
	Steals:	1 (4x)	Idaho (11/16/24)
	Blocks:	2	Central Arkansas (11/5/24)
	Field Goals:	5	Central Arkansas (11/5/24)
	3-Pointers:	2	vs. Ole Miss (11/28/24)
	Free Throws:	2 (3x)	vs. Ole Miss (11/28/24)
	Minutes:	19	Central Arkansas (11/5/24)

CAREER HIGHS	Points:	11	Central Arkansas (11/5/24)
	Rebounds:	5	Mississippi Valley State (11/23/24)
	Assists:	2 (2x)	Idaho (11/16/24)
	Steals:	1 (4x)	Idaho (11/16/24)
	Blocks:	2	Central Arkansas (11/5/24)
	Field Goals:	5	Central Arkansas (11/5/24)
	3-Pointers:	2	vs. Ole Miss (11/28/24)
	Free Throws:	2 (3x)	vs. Ole Miss (11/28/24)
	Minutes:	19	Central Arkansas (11/5/24)

BIG 12 HIGHS	Points:	--	--
	Rebounds:	--	--
	Assists:	--	--
	Steals:	--	--
	Blocks:	--	--
	Field Goals:	--	--
	3-Pointers:	--	--
	Free Throws:	--	--
	Minutes:	--	--

PRODUCTION TRACKER		2024-25	Career
	Had a double-double	--	--
	Scored 10+ points	2 (1-1)	2 (1-1)
	Scored 20+ points	--	--
	Led BYU in scoring	--	--
	Led BYU in rebounds	--	--
	Led BYU in assists	--	--
	Led BYU in blocks	--	--
	Made 3+ 3-pt FGs	--	--
	Had 3+ assists	--	--
	Had 3+ blocks	--	--
	Had 3+ steals	--	--
	Had 5+ rebounds	1 (1-0)	1 (1-0)
	Had 10+ rebounds	--	--

2024-25 GAME-BY-GAME

OPPONENT	DATE	GS	MIN.	FG-FGA	PCT	3FG-FGA	PCT	FT-FTA	PCT	OFF	DEF	REB	AST	BLK	STL	PF	TO	PTS	AVG
Central Arkansas	11/5		19	5-7	.714	1-3	.333	0-0	.000	1	2	3	2	2	1	0	2	11	11.0
UC Riverside	11/8		16	1-2	.500	0-1	.000	2-2	1.000	0	1	1	0	1	1	4	1	4	7.5
Queens	11/13		11	2-6	.333	1-3	.333	2-2	1.000	0	1	1	0	0	1	0	0	7	7.3
Idaho	11/16		16	0-2	.000	0-2	.000	0-0	.000	0	1	1	2	0	1	1	2	0	5.5
Mississippi Valley	11/23		13	2-4	.500	0-2	.000	0-1	.000	0	5	5	0	0	1	0	0	4	5.2
vs. Ole Miss	11/28		17	3-5	.600	2-4	.500	2-2	1.000	0	1	1	0	0	0	1	1	10	6.0
vs. NC State	11/29		8	1-3	.333	1-1	1.000	0-0	.000	2	0	2	0	0	0	1	3	3	5.6
at Providence	12/3																		
Fresno State	12/11																		
vs. Wyoming	12/14																		
Florida A&M	12/20																		
Arizona State	12/31																		
at Houston	1/4																		
Texas Tech	1/7																		
at TCU	1/11																		
Oklahoma State	1/14																		
at Utah	1/18																		
at Colorado	1/21																		
Cincinnati	1/25																		
Baylor	1/28																		
at UCF	2/1																		
ARizona	2/4																		
at Cincinnati	2/8																		
at West Virginia	2/11																		
Kansas State	2/15																		
Kansas	2/18																		
at Arizona	2/22																		
at Arizona State	2/26																		
West Virginia	3/1																		
at Iowa State	3/4																		
Utah	3/8																		
TOTAL			101	14-29	.483	5-16	.313	6-7	.857	3	11	14	4	3	5	7	9	39	5.6

CAREER STATISTICS

YEAR	GP-GS	MPG	FG-FGA	PCT	3FG-A	PCT	FT-FTA	PCT	OFF-DEF-REB	AVG	PF-D	A	AVG	TO	BLK	AVG	STL	AVG	PTS	AVG
2024-25	7-0	14.4	14-29	.483	5-16	.313	6-7	.857	3-11-14	2.0	7-0	4	0.6	9	3	0.4	5	0.7	39	5.6
TOTAL	7-0	14.4	14-29	.483	5-16	.313	6-7	.857	3-11-14	2.0	7-0	4	0.6	9	3	0.4	5	0.7	39	5.6



FRESHMAN | 6-9 | FORWARD | BROWNSBURG, INDIANA | OVERTIME ELITE



Second-most 3-point field goals in a debut (4)... second-most 3-point attempts in a debut (11)... second-most blocks in a debut (3)... Eighth-most 3-point field goals by a freshman in program history (5)... made collegiate debut in win over Central Arkansas... finished with 17 points, three rebounds, three blocks and an assist... went 6-of-13 from the field... 4-of-11 from deep... tied career-high with 17 points in setback to No. 23 Ole Miss... went 5-of-10 from 3-point range...

Four-star recruit (ESPN, 247Sports, On3)... No. 35 player in ESPN Top 100... attended Damian Lillard's Formula Zero during the summer... first player from Indiana to play for Overtime Elite... averaged 14.4 points and 5.7 rebounds per game with OTE's Cold Hearts... prepped at Brownsburg High School... averaged 17.5 points and 4.8 rebounds per game as a junior...

Mother, Tajua, played college basketball at Illinois... two-time All-American... Six-time All-Big Ten... Big Ten All-Freshman Team... member of Illinois' first Big Ten title in 1997... one of 12 players in program history to score over 1,500 points... also ranks third in program history in offensive rebounds (373), sixth in games played (122), seventh in assists (342), eighth in steals (211) and eighth in total rebounds (825)... drafted by Phoenix Mercury with 37th pick of the 2000 WNBA Draft, becoming Illinois' first-ever WNBA Draft pick... grandfather, Harvey, spent 11 seasons in the NBA and is one of 43 NBA players to record 10 or more blocks in a single game... aunt, Tamika, was a four-time Olympic Gold Medalist while also being named a WNBA MVP and 10-time All-Star...

SEASON HIGHS

Points:	17 (2x)	vs. Ole Miss (11/28/24)
Rebounds:	6	Queens (11/13/24)
Assists:	3	Mississippi Valley State (11/23/24)
Steals:	2	Queens (11/13/24)
Blocks:	3	Central Arkansas (11/5/24)
Field Goals:	6 (2x)	vs. Ole Miss (11/28/24)
3-Pointers:	4	Central Arkansas (11/5/24)
Free Throws:	3	Idaho (11/16/24)
Minutes:	32	vs. Ole Miss (11/28/24)

Points:	17 (2x)	vs. Ole Miss (11/28/24)
Rebounds:	6	Queens (11/13/24)
Assists:	3	Mississippi Valley State (11/23/24)
Steals:	2	Queens (11/13/24)
Blocks:	3	Central Arkansas (11/5/24)
Field Goals:	6 (2x)	vs. Ole Miss (11/28/24)
3-Pointers:	4	Central Arkansas (11/5/24)
Free Throws:	3	Idaho (11/16/24)
Minutes:	32	vs. Ole Miss (11/28/24)

Points:	--	--
Rebounds:	--	--
Assists:	--	--
Steals:	--	--
Blocks:	--	--
Field Goals:	--	--
3-Pointers:	--	--
Free Throws:	--	--
Minutes:	--	--

	2024-25	Career
Had a double-double	--	--
Scored 10+ points	3 (2-1)	3 (2-1)
Scored 20+ points	--	--
Led BYU in scoring	1 (0-1)	1 (0-1)
Led BYU in rebounds	--	--
Led BYU in assists	--	--
Led BYU in steals	1 (1-0)	1 (1-0)
Made 3+ 3-pt FGs2	2 (1-1)	2 (1-1)
Had 3+ assists	1 (1-0)	1 (1-0)
Had 5+ assists	--	--
Had 3+ steals	--	--
Had 5+ rebounds	2 (2-0)	2 (2-0)
Had 10+ rebounds	--	--

OPPONENT	DATE	GS	MIN.	FG-FGA	PCT	3FG-FGA	PCT	FT-FTA	PCT	OFF	DEF	REB	AST	BLK	STL	PF	TO	PTS	AVG
Central Arkansas	11/5	*	26	6-13	.462	4-11	.364	1-2	.500	0	3	3	1	3	1	0	2	17	17.0
UC Riverside	11/8	*	27	4-11	.364	1-6	.167	0-0	.000	1	4	5	0	2	1	2	1	9	13.0
Queens	11/13	*	22	4-14	.286	1-7	.143	0-0	.000	2	4	6	2	0	2	0	0	9	11.7
Idaho	11/16	*	26	2-7	.286	1-5	.200	3-7	.429	0	2	2	1	1	1	1	1	8	10.8
Mississippi Valley	11/23	*	24	5-10	.500	2-6	.333	2-3	.667	2	1	3	3	1	1	0	1	14	11.4
vs. Ole Miss	11/28	*	32	6-14	.429	5-10	.500	0-1	.000	2	2	4	0	0	0	4	3	17	12.3
vs. NC State	11/29	*	25	2-5	.400	2-3	.667	1-2	.500	1	0	1	2	0	0	3	1	7	11.6
at Providence	12/3																		
Fresno State	12/11																		
vs. Wyoming	12/14																		
Florida A&M	12/20																		
Arizona State	12/31																		
at Houston	1/4																		
Texas Tech	1/7																		
at TCU	1/11																		
Oklahoma State	1/14																		
at Utah	1/18																		
at Colorado	1/21																		
Cincinnati	1/25																		
Baylor	1/28																		
at UCF	2/1																		
Arizona	2/4																		
at Cincinnati	2/8																		
at West Virginia	2/11																		
Kansas State	2/15																		
Kansas	2/18																		
at Arizona	2/22																		
at Arizona State	2/26																		
West Virginia	3/1																		
at Iowa State	3/4																		
Utah	3/8																		
TOTAL			182	29-74	.392	16-48	.333	7-15	.467	8	16	24	9	7	6	10	9	81	11.6

YEAR	GP-GS	MPG	FG-FGA	PCT	3FG-A	PCT	FT-FTA	PCT	OFF-DEF-REB	AVG	PF-D	A	AVG	TO	BLK	AVG	STL	AVG	PTS	AVG
2024-25	7-7	26.0	29-74	.392	16-48	.333	7-15	.467	8-16-24	3.4	10-0	9	1.3	9	7	1.0	6	0.9	81	11.6
TOTAL	7-7	26.0	29-74	.392	16-48	.333	7-15	.467	8-16-24	3.4	10-0	9	1.3	9	7	1.0	6	0.9	81	11.6





TOWNSEND TRIPPLE

SOPHOMORE | 6-8 | FORWARD | MERIDIAN, IDAHO | ROCKY MOUNTAIN HIGH SCHOOL

2024-25
Made season debut in win over Queens... recorded a block in two minutes of action...

2023-24
Appeared in 14 of 33 games for the Cougars... shooting 90.0 percent from the free throw line... made collegiate debut against Houston Christian... scored a career-high six points in win over Bellarmine... **shooting 100.0 percent (5-of-5) from inside the arc this season...** played a career-high eight minutes at Texas Tech... connected on first career 3-pointer against Red Raiders...

2020-21
Did not see action on the court during his first season in Provo...

BEFORE BYU
Played at Rocky Mountain High School for Dane Roy... averaged 15 points, 5.1 rebounds and 1.3 blocks as a senior... first team all-state... second-team all-state honors as a junior... invited to first-ever NCAA College Basketball Academy...

PERSONAL
Nickname is "Tripp" ... son of Wendy and Trent Tripple... has two sisters, Tayzie and Tennessee... dad played football at Air Force... sister, Tayzie, plays rugby at BYU... grandpa, Tony Tripple, played football at BYU... plays the piano... learning the guitar...

2024-25 GAME-BY-GAME

OPPONENT	DATE	GS	MIN.	FG-FGA	PCT	3FG-FGA	PCT	FT-FTA	PCT	OFF	DEF	REB	AST	BLK	STL	PF	TO	PTS	AVG
Central Arkansas	11/5																		
UC Riverside	11/8																		
Queens	11/13		2	0-0	.000	0-0	.000	0-0	.000	0	0	0	0	1	0	0	0	0	0.0
Idaho	11/16																		
Mississippi Valley	11/23		2	0-0	.000	0-0	.000	0-0	.000	0	0	0	0	0	0	0	0	0	0.0
vs. Ole Miss	11/28																		
vs. NC State	11/29																		
at Providence	12/3																		
Fresno State	12/11																		
vs. Wyoming	12/14																		
Florida A&M	12/20																		
Arizona State	12/31																		
at Houston	1/4																		
Texas Tech	1/7																		
at TCU	1/11																		
Oklahoma State	1/14																		
at Utah	1/18																		
at Colorado	1/21																		
Cincinnati	1/25																		
Baylor	1/28																		
at UCF	2/1																		
ARizona	2/4																		
at Cincinnati	2/8																		
at West Virginia	2/11																		
Kansas State	2/15																		
Kansas	2/18																		
at Arizona	2/22																		
at Arizona State	2/26																		
West Virginia	3/1																		
at Iowa State	3/4																		
Utah	3/8																		
TOTAL			4	0-0	.000	0-0	.000	0-0	.000	0	0	0	0	1	0	0	0	0	0.0

SEASON HIGHS

Points:	--	--
Rebounds:	--	--
Assists:	--	--
Steals:	--	--
Blocks:	1	Queens (11/13/24)
Field Goals:	--	--
3-Pointers:	--	--
Free Throws:	--	--
Minutes:	2 (2x)	Mississippi Valley State (11/23/24)

CAREER HIGHS

Points:	6	Bellarmine (12/22/23)
Rebounds:	3 (2x)	Bellarmine (12/22/23)
Assists:	1	vs. Arizona State (11/23/23)
Steals:	1 (3x)	Georgia State (12/16/23)
Blocks:	1	Queens (11/13/24)
Field Goals:	3	Bellarmine (12/22/23)
3-Pointers:	1	at Texas Tech (1/20/24)
Free Throws:	3	Southeastern Louisiana (11/15/23)
Minutes:	8	at Texas Tech (1/20/24)

BIG 12 HIGHS

Points:	3	at Texas Tech (01/20/24)
Rebounds:	2	at Texas Tech (01/20/24)
Assists:	--	--
Steals:	--	--
Blocks:	--	--
Field Goals:	1	at Texas Tech (01/20/24)
3-Pointers:	1	at Texas Tech (01/20/24)
Free Throws:	--	--
Minutes:	8	at Texas Tech (01/20/24)

PRODUCTION TRACKER

	2024-25	Career
Had a double-double	--	--
Scored 10+ points	--	--
Scored 20+ points	--	--
Led BYU in scoring	--	--
Led BYU in rebounds	--	--
Led BYU in assists	--	--
Led BYU in blocks	1 (1-0)	1 (1-0)
Made 3+ 3-pt FGs	--	--
Had 5+ 3-pt FGs	--	--
Had 3+ assists	--	--
Had 3+ steals	--	--
Had 5+ rebounds	--	--
Had 10+ rebounds	--	--

CAREER STATISTICS

YEAR	GP-GS	MPG	FG-FGA	PCT	3FG-A	PCT	FT-FTA	PCT	OFF-DEF-REB	AVG	PF-D	A	AVG	TO	BLK	AVG	STL	AVG	PTS	AVG
2023-24	14-0	3.5	6-12	.500	1-7	.143	9-10	.900	8-6-14	1.0	3-0	1	0.1	3	0	0.0	3	0.2	22	1.6
2024-25	2-0	1.6	0-0	.000	0-0	.000	0-0	.000	0-0-0	0.0	0-0	0	0.0	0	1	0.5	0	0.0	0	0.0
TOTAL	16-0	3.3	6-12	.500	1-7	.143	9-10	.900	8-6-14	0.9	3-0	1	0.1	3	1	0.1	3	0.2	22	1.4





KEBA KEITA

JUNIOR | 6-9 | FORWARD | BAMAKO, MALI | WASATCH ACADEMY

2024-25
Fourth-most offensive rebounds in debut (4)... sixth-most rebounds in debut (10)...
double-digit rebounds in three of first four games..... tied a career-high with three assists in win over Queens... one of three players in the nation to average 10.0 points and 10.0 rebounds per game while shooting over 70.0 percent from the field...

BEFORE BYU
Began his collegiate career at Utah... appeared in 66 games including 13 starts during two seasons on The Hill... scored 382 points with 294 rebounds, 113 of those on the offensive glass, and 60 blocks... shot 61.0 percent from the field... scored in double figures 12 times... three double-doubles... double-digit rebounds four times... appeared in 35 games as a sophomore including 13 consecutive starts... averaged 8.3 points, 5.3 rebounds and 1.1 blocks per game... helped the Utes reach the semifinals of the NIT and finish the year with 22 wins - the most since 2017-18... near consensus four-star recruit and Top 5 recruit in the state of Utah at Wasatch Academy... ESPN 100 recruit, No. 84... led NIBC in rebounding as a senior with 9.5 boards per game... NIBC Defensive Player of the Year... also attended American Heritage High School...

PERSONAL
Son of Hawa and Lassana Keita... has four siblings... brother, Noumory, plays professional volleyball for Verona Volley in Italy...

SEASON HIGHS	Points:	14	UC Riverside (11/8/24)
	Rebounds:	13	Queens (11/13/24)
	Assists:	3 (2x)	vs. Ole Miss (11/28/24)
	Steals:	1 (4x)	Idaho (11/16/24)
	Blocks:	2	vs. NC State (11/29/24)
	Field Goals:	5 (2x)	Queens (11/13/24)
	3-Pointers:	--	--
	Free Throws:	4	UC Riverside (11/8/24)
	Minutes:	22	vs. NC State (11/29/24)

CAREER HIGHS	Points:	23	Southern Utah (12/05/23)
	Rebounds:	15	Oregon State (01/18/24)
	Assists:	3 (3x)	vs. Ole Miss (11/28/24)
	Steals:	3	Arizona State (03/13/24)
	Blocks:	3 (4x)	Oregon State (01/18/24)
	Field Goals:	11	Southern Utah (12/05/23)
	3-Pointers:	--	--
	Free Throws:	6	Washington State (12/29/23)
	Minutes:	35	Arizona (02/08/24)

BIG 12 HIGHS	Points:	--	--
	Rebounds:	--	--
	Assists:	--	--
	Steals:	--	--
	Blocks:	--	--
	Field Goals:	--	--
	3-Pointers:	--	--
	Free Throws:	--	--
	Minutes:	--	--

PRODUCTION TRACKER		2024-25	Career
	Had a double-double	2 (2-0)	5 (5-0)
	Scored 10+ points	2 (2-0)	14 (11-3)
	Scored 20+ points	--	1 (1-0)
	Led BYU in scoring	--	--
	Led BYU in rebounds	4 (3-1)	4 (3-1)
	Led BYU in assists	--	--
	Led BYU in steals	--	--
	Had 3+ blocks	--	4 (4-0)
	Had 5+ rebounds	5 (4-1)	34 (23-11)
	Had 5+ defensive rebounds	6 (5-1)	17 (13-4)
	Had 5+ offensive rebounds	--	4 (3-1)
	Had 10+ rebounds	3 (3-0)	7 (7-0)
	Had 15+ rebounds	--	1 (1-0)

2024-25 GAME-BY-GAME

OPPONENT	DATE	GS	MIN.	FG-FGA	PCT	3FG-FGA	PCT	FT-FTA	PCT	OFF	DEF	REB	AST	BLK	STL	PF	TO	PTS	AVG
Central Arkansas	11/5	*	18	2-2	1.000	0-0	.000	2-2	1.000	4	6	10	0	1	1	3	2	6	6.0
UC Riverside	11/8	*	19	5-6	.833	0-0	.000	4-8	.500	2	8	10	2	1	1	3	1	14	10.0
Queens	11/13	*	21	5-9	.556	0-0	.000	1-2	.500	4	9	13	3	1	1	0	2	11	10.3
Idaho	11/16	*	15	2-3	.667	0-0	.000	0-4	.000	3	4	8	0	0	1	3	1	4	8.8
Mississippi Valley	11/23																		
vs. Ole Miss	11/28	*	18	0-0	.000	0-0	.000	0-0	.000	1	6	7	3	0	0	3	0	0	7.0
vs. NC State	11/29	*	22	2-5	.400	0-0	.000	2-4	.500	2	7	9	2	2	0	2	0	6	6.8
at Providence	12/3																		
Fresno State	12/11																		
Oregon State (01/18/24)	12/14																		
Florida A&M	12/20																		
Arizona State	12/31																		
at Houston	1/4																		
Texas Tech	1/7																		
at TCU	1/11																		
Oklahoma State	1/14																		
at Utah	1/18																		
at Colorado	1/21																		
Cincinnati	1/25																		
Baylor	1/28																		
at UCF	2/1																		
ARizona	2/4																		
at Cincinnati	2/8																		
at West Virginia	2/11																		
Kansas State	2/15																		
Kansas	2/18																		
at Arizona	2/22																		
at Arizona State	2/26																		
West Virginia	3/1																		
at Iowa State	3/4																		
Utah	3/8																		
TOTAL			113	16-25	.640	0-0	.000	9-20	.450	16	41	57	10	5	4	14	6	41	6.8

CAREER STATISTICS

YEAR	GP-GS	MPG	FG-FGA	PCT	3FG-A	PCT	FT-FTA	PCT	OFF-DEF-REB	AVG	PF-D	A	AVG	TO	BLK	AVG	STL	AVG	PTS	AVG
2022-23*	31-0	10.5	42-69	.609	0-0	.000	8-19	.421	40-65-105	3.4	56-0	4	0.1	25	22	0.7	16	0.5	92	3.0
2023-24*	35-13	16.2	122-200	.610	0-0	.000	46-82	.561	73-116-189	5.4	79-2	21	0.6	31	38	1.1	29	0.8	290	8.3
2024-25	6-6	18.8	16-25	.640	0-0	.000	9-20	.450	16-41-57	9.5	14-0	10	1.7	6	5	0.8	4	0.7	41	6.8
TOTAL!	72-19	14.0	180-294	.612	0-0	.000	63-121	.521	129-222-351	4.9	149-2	35	0.5	62	65	0.9	49	0.7	423	5.9

* Utah ! Utah and BYU





RICHIE SAUNDERS

JUNIOR | 6-5 | GUARD | RIVERTON, UTAH | WASATCH ACADEMY

2024-25

Scored a career-high 26 points in win over Idaho... connected on a career-high 10 shots including four 3-pointers... also had four steals and three blocks in win over Vandals... knocked down at least one 3-pointer in all five games...

2023-24

Scored a career-high 20 points twice, last coming at No. 6 Iowa State... Also scored 20 points in win over Georgia State... career-best eight 8-of-14 from the floor against Panthers... made multiple 3-pointers 11 times including FOUR straight games... went a career-best 6-of-6 from the charity stripe against San Diego State, all coming in the final two minutes of regulation... scored in double figures 15 times... BYU is 8-6 when he has five or more rebounds... shooting 77.5 percent at the rim this season (Hoop-Math)...

2022-23

One of four players on the team to appear in all 34 games for the Cougars... averaged 5.5 points per game, shooting 45.3 percent from the field and 33.3 percent from three... scored in doubles six times including career-high 18 points in win over Portland in WCC Tournament... made multiple 3-pointers eight times... career-high nine rebounds in win over Nicholls... averaged 10.7 points, 4.0 rebounds and 1.7 assists per game at WCC Tournament... ranked fourth on the team in offensive rebounds (24)...

BEFORE BYU

Served a mission for the Church of Jesus Christ of Latter-Day Saints in Seattle, Washington... played final two seasons at Wasatch Academy along with current teammate Fousseyni Traore... three-star recruit by 247Sports and Rivals... ranked as No. 25 shooting guard in Class of 2020 by 247Sports Composite... averaged 14.6 points and 5.3 rebounds per game as a senior... Utah 6A First Team All-State as a sophomore at Riverton High School...

PERSONAL

Son of Lisa and Rich Saunders... has four older sisters... married former BYU women's basketball player Sierra Johnson on September 1st... father played basketball at UC Davis... taught himself to be a woodworker/wood turner... learning and speaks four languages (english, malagasy, spanish, french)...

2024-25 GAME-BY-GAME

OPPONENT	DATE	GS	MIN.	FG-FGA	PCT	3FG-FGA	PCT	FT-FTA	PCT	OFF	DEF	REB	AST	BLK	STL	PF	TO	PTS	AVG
Central Arkansas	11/5	*	26	6-11	.545	3-7	.429	1-2	.500	3	5	8	2	0	1	0	0	16	16.0
UC Riverside	11/8	*	32	5-11	.455	1-2	.500	1-2	.500	1	5	6	2	1	1	4	2	12	14.0
Queens	11/13	*	22	3-7	.429	1-3	.333	0-2	.000	0	6	6	1	1	0	0	1	7	11.7
Idaho	11/16	*	30	10-15	.667	4-8	.500	2-3	.667	0	4	4	3	3	4	1	0	26	15.3
Mississippi Valley	11/23	*	19	3-7	.429	1-4	.250	0-0	.000	0	0	0	2	0	2	2	0	7	13.6
vs. Ole Miss	11/28	*	33	4-13	.308	1-7	.143	7-8	.875	2	3	5	0	0	2	4	2	16	14.0
vs. NC State	11/29	*	27	4-7	.571	3-3	1.000	2-2	1.000	0	3	3	1	0	1	1	0	13	13.9
at Providence	12/3																		
Fresno State	12/11																		
vs. Wyoming	12/14																		
Florida A&M	12/20																		
Arizona State	12/31																		
at Houston	1/4																		
Texas Tech	1/7																		
at TCU	1/11																		
Oklahoma State	1/14																		
at Utah	1/18																		
at Colorado	1/21																		
Cincinnati	1/25																		
Baylor	1/28																		
at UCF	2/1																		
ARizona	2/4																		
at Cincinnati	2/8																		
at West Virginia	2/11																		
Kansas State	2/15																		
Kansas	2/18																		
at Arizona	2/22																		
at Arizona State	2/26																		
West Virginia	3/1																		
at Iowa State	3/4																		
Utah	3/8																		
TOTAL			189	35-71	.493	14-34	.412	13-19	.684	6	26	32	11	5	11	12	4	97	13.9

SEASON HIGHS

Points:	26	Idaho (11/16/24)
Rebounds:	8	Central Arkansas (11/5/24)
Assists:	3	Idaho (11/16/24)
Steals:	4	Idaho (11/16/24)
Blocks:	3	Idaho (11/16/24)
Field Goals:	10	Idaho (11/16/24)
3-Pointers:	4	Idaho (11/16/24)
Free Throws:	7	vs. Ole Miss (11/28/24)
Minutes:	33	vs. Ole Miss (11/28/24)

CAREER HIGHS

Points:	26	Idaho (11/16/24)
Rebounds:	9	Nicholls (11/19/22)
Assists:	4 (2x)	Morgan State (11/18/23)
Steals:	4	Idaho (11/16/24)
Blocks:	3	Idaho (11/16/24)
Field Goals:	10	Idaho (11/16/24)
3-Pointers:	4 (2x)	Idaho (11/16/24)
Free Throws:	7	vs. Ole Miss (11/28/24)
Minutes:	33 (2x)	vs. Ole Miss (11/28/24)

BIG 12 HIGHS

Points:	20	at Iowa State (3/6/24)
Rebounds:	7	TCU (3/2/24)
Assists:	2 (2x)	TCU (3/2/24)
Steals:	3	at Kansas State (2/24/24)
Blocks:	1 (3x)	Baylor (2/20/24)
Field Goals:	7	at Iowa State (3/6/24)
3-Pointers:	4	at West Virginia (2/3/24)
Free Throws:	4 (2x)	Iowa State (1/16/24)
Minutes:	33	at Texas Tech (1/20/24)

PRODUCTION TRACKER

	2024-25	Career
Had a double-double	--	--
Scored 10+ points	5 (4-1)	26 (20-6)
Scored 20+ points	1 (1-0)	3 (2-1)
Led BYU in scoring	--	4 (3-1)
Led BYU in rebounds	--	4 (1-3)
Led BYU in assists	--	1 (1-0)
Led BYU in steals	3 (2-1)	17 (10-7)
Made 3+ 3-pt FGs	3 (3-0)	8 (7-1)
Had 5+ 3-pt FGs	--	--
Had 3+ assists	1 (1-0)	12 (11-1)
Had 3+ steals	1 (1-0)	4 (2-2)
Had 5+ rebounds	4 (3-1)	25 (17-8)
Had 10+ rebounds	--	--

CAREER STATISTICS

YEAR	GP-GS	MPG	FG-FGA	PCT	3FG-A	PCT	FT-FTA	PCT	OFF-DEF-REB	AVG	PF-D	A	AVG	TO	BLK	AVG	STL	AVG	PTS	AVG
2022-23	34-2	15.9	68-148	.453	26-78	.333	26-38	.684	24-57-81	2.4	65-1	28	0.8	24	9	0.3	20	0.6	186	5.5
2023-24	34-1	20.7	125-239	.523	36-99	.364	42-59	.712	46-94-140	4.1	76-1	38	1.2	15	6	0.2	27	0.8	328	9.6
2024-25	7-7	27.0	35-71	.493	14-34	.412	13-19	.684	6-26-32	4.6	12-0	11	1.6	4	5	0.7	11	1.6	97	13.9
TOTAL	75-10	19.1	227-458	.496	76-211	.360	81-116	.698	76-177-253	3.4	153-2	77	1.1	43	20	0.3	58	0.8	611	8.1





MAX TRIPLETT

JUNIOR | 6-9 | FORWARD | HUNTSMVILLE, UTAH | SNOW COLLEGE

2024-25

Made BYU debut in win over Queens... finished with three rebounds and a block in three minutes of action...

BEFORE BYU

Spent two years at Snow College playing for former BYU assistant coach Andrew May... appeared in 57 games including 31 starts during time in Ephraim... averaged 9.8 points and 5.4 rebounds per game... shot 58.6 percent from the field, 25.0 percent from three and 62.9 percent from the free throw line... scored in double 27 times including seven games with 20-plus... scored a career-high 27 against Utah Prep... seven double-doubles... earned all-conference accolades as as sophomore after starting in 27 games... scored in double figures 21 times en route to averaging 14.1 points per game... averaged 6.8 rebounds per game... five double-doubles... made career-high 10 free throws against of College of Southern Idaho... appeared in 30 games including four starts as a true freshman... averaged 5.9 points and 4.2 rebounds per game... shot 55.9 percent from the field, 33.3 percent from three and 64.2 percent from the free throw line... scored in double figures six times including a pair of double-doubles... graduated from Weber High School...

PERSONAL

Full name is Maximos Triplett... son of Kay and Doug Triplett... married to Autumn Triplett... has two siblings... sister, Bridget, played volleyball at Snow College and Southern Utah... sister, Abby, is a high jumper at Weber State... served a mission for the Church of Jesus Christ of Latter-day saints in Uruguay...

SEASON HIGHS	Points:	--	--
	Rebounds:	3	Queens (11/13/24)
	Assists:	--	--
	Steals:	--	--
	Blocks:	1	Queens (11/13/24)
	Field Goals:	--	--
	3-Pointers:	--	--
	Free Throws:	--	--
	Minutes:	3	Queens (11/13/24)

CAREER HIGHS	Points:	--	--
	Rebounds:	3	Queens (11/13/24)
	Assists:	--	--
	Steals:	--	--
	Blocks:	1	Queens (11/13/24)
	Field Goals:	--	--
	3-Pointers:	--	--
	Free Throws:	--	--
	Minutes:	3	Queens (11/13/24)

BIG 12 HIGHS	Points:	--	--
	Rebounds:	--	--
	Assists:	--	--
	Steals:	--	--
	Blocks:	--	--
	Field Goals:	--	--
	3-Pointers:	--	--
	Free Throws:	--	--
	Minutes:	--	--

PRODUCTION TRACKER		2024-25	Career
	Had a double-double	--	--
	Scored 10+ points	--	--
	Scored 20+ points	--	--
	Led BYU in scoring	--	--
	Led BYU in rebounds	--	--
	Led BYU in assists	--	--
	Led BYU in steals	--	--
	Led BYU in blocks	--	--
	Had 3+ assists	--	--
	Had 3+ blocks	--	--
	Had 3+ steals	--	--
	Had 5+ rebounds	--	--
	Had 10+ rebounds	--	--

2024-25 GAME-BY-GAME

OPPONENT	DATE	GS	MIN.	FG-FGA	PCT	3FG-FGA	PCT	FT-FTA	PCT	OFF	DEF	REB	AST	BLK	STL	PF	TO	PTS	AVG
Central Arkansas	11/5																		
UC Riverside	11/8																		
Queens	11/13		3	0-0	.000	0-0	.000	0-0	.000	1	2	3	0	1	0	0	0	0	0.0
Idaho	11/16																		
Mississippi Valley	11/23		2	0-1	.000	0-0	.000	0-0	.000	1	1	2	0	0	0	0	0	0	0.0
vs. Ole Miss	11/28																		
vs. NC State	11/29																		
at Providence	12/3																		
Fresno State	12/11																		
vs. Wyoming	12/14																		
Florida A&M	12/20																		
Arizona State	12/31																		
at Houston	1/4																		
Texas Tech	1/7																		
at TCU	1/11																		
Oklahoma State	1/14																		
at Utah	1/18																		
at Colorado	1/21																		
Cincinnati	1/25																		
Baylor	1/28																		
at UCF	2/1																		
ARizona	2/4																		
at Cincinnati	2/8																		
at West Virginia	2/11																		
Kansas State	2/15																		
Kansas	2/18																		
at Arizona	2/22																		
at Arizona State	2/26																		
West Virginia	3/1																		
at Iowa State	3/4																		
Utah	3/8																		
TOTAL			5	0-0	.000	0-0	.000	0-0	.000	2	3	5	0	1	0	0	0	0	0.0

CAREER STATISTICS

YEAR	GP-GS	MPG	FG-FGA	PCT	3FG-A	PCT	FT-FTA	PCT	OFF-DEF-REB	AVG	PF-D	A	AVG	TO	BLK	AVG	STL	AVG	PTS	AVG
2022-23*	30-4	14.9	71-127	.559	1-3	.333	34-53	.642	57-70-127	4.2	53-1	26	0.9	24	12	0.4	17	0.6	177	5.9
2023-24*	27-27	28.6	143-238	.601	3-13	.231	93-149	.624	54-129-183	6.8	54-1	66	2.4	53	20	0.7	20	0.7	382	14.1
2024-25	2-0	2.3	0-1	.000	0-0	.000	0-0	.000	2-3-5	2.5	0-0	0	0.0	0	1	0.5	0	0.0	0	0.0
TOTAL!	59-31	20.7	214-366	.585	4-16	.250	127-202	.629	113-202-315	5.3	107-2	92	1.6	77	33	0.6	37	0.6	559	9.5

* Snow College ! Snow College and BYU





TREVIN KNELL

SENIOR | 6-5 | GUARD | NORTH SALT LAKE, UTAH | WOODS CROSS HIGH SCHOOL

2024-25

Scored the first points of the season for a second straight season with a 3-pointer... went 2-of-6 from beyond the arc... went 4-of-4 from three in first half against Queens, tied for the second-most makes without a miss in a 1st half in program history... made a 3-pointer in nine straight home games...

2023-24

19th most 3-point field goals per game (2.09)... **18th most 3-point field goals (67)...** **18th most 3-point field goal attempts (174)...** scored a career-high 27 points in Big 12 opener against Cincinnati... connected on nine 3-pointers, tied for the 2nd most in a game in program history... tied for the most triples at the Marriott Center... **BYU is 11-2 when hitting three or more 3-pointers...**

2022-23

Redshirted due to shoulder injury.... NABC Honor Court...

2021-22

Appeared in all 35 games including 18 starts... averaged 6.4 points per game... scored in double figures 10 times including a season-high 15 against Liberty, LMU and Northern Iowa... tied a career-high with five 3-pointers against UNI... WCC All-Academic Team...

2020-21

Played in all 27 games including six starts... ranked second on the team in 3-pointers made and 3-point percentage... scored in double figures six times... shot 50.0 percent from 3-point percentage in WCC play... WCC All-Academic Team...

2019-20

Appeared in 19 games... season-high nine points in win over Montana Tech... hit a pair of 3-pointers in the first half against Virginia Tech in Maui...

BEFORE BYU

Served a mission for the Church of Jesus Christ of Latter-Day Saints in Uruguay... prepped at Woods Cross High School... named First Team All-State by Deseret News and Salt Lake Tribune as a senior... no. 2 recruit in Utah in the Class of 2017...

PERSONAL

Son of Vicki and Richard Knell... has three older sisters and one younger brother... married his wife, Tatum, in August 2021...

SEASON HIGHS	Points:	16	Queens (11/13/24)
	Rebounds:	4	Central Arkansas (11/5/24)
	Assists:	2 (2x)	vs. NC State (11/29/24)
	Steals:	2 (2x)	Mississippi Valley State (11/23/24)
	Blocks:	--	--
	Field Goals:	6	Queens (11/13/24)
	3-Pointers:	4	Queens (11/13/24)
	Free Throws:	4	Mississippi Valley State (11/23/24)
	Minutes:	23	UC Riverside (11/8/24)

CAREER HIGHS	Points:	27	Cincinnati (1/6/24)
	Rebounds:	7	Evansville (12/5/23)
	Assists:	5	Evansville (12/5/23)
	Steals:	3	at Oklahoma (2/6/24)
	Blocks:	1 (7x)	at West Virginia (2/3/24)
	Field Goals:	9	Cincinnati (1/6/24)
	3-Pointers:	9	Cincinnati (1/6/24)
	Free Throws:	10	UCF (2/13/24)
	Minutes:	34	at UCF (1/13/24)

BIG 12 HIGHS	Points:	27	Cincinnati (1/6/24)
	Rebounds:	6 (2x)	Houston (1/23/24)
	Assists:	3 (2x)	Oklahoma State (3/9/24)
	Steals:	3	at Oklahoma (2/6/24)
	Blocks:	1 (2x)	at West Virginia (2/3/24)
	Field Goals:	9	Cincinnati (1/6/24)
	3-Pointers:	9	Cincinnati (1/6/24)
	Free Throws:	10	UCF (2/13/24)
	Minutes:	34	at UCF (1/13/24)

PRODUCTION TRACKER		2024-25	Career
	Had a double-double	--	--
	Scored 10+ points	2 (2-0)	36 (30-6)
	Scored 20+ points	--	3 (1-2)
	Led BYU in scoring	--	6 (3-3)
	Led BYU in rebounds	--	2 (1-1)
	Led BYU in assists	--	2 (2-0)
	Led BYU in steals	1 (1-0)	15 (12-3)
	Made 3+ 3-pt FGs	1 (1-0)	25 (21-4)
	Made 5+ 3-pt FGs	--	4 (2-2)
	Made 7+ 3-pt FGs	--	1 (0-1)
	Had 3+ assists	--	10 (10-0)
	Had 3+ steals	--	1 (0-1)
	Had 5+ rebounds	--	13 (12-1)

2024-25 GAME-BY-GAME

OPPONENT	DATE	GS	MIN.	FG-FGA	PCT	3FG-FGA	PCT	FT-FTA	PCT	OFF	DEF	REB	AST	BLK	STL	PF	TO	PTS	AVG
Central Arkansas	11/5	*	21	2-6	.333	2-6	.333	2-2	1.000	0	4	4	1	0	1	2	0	8	8.0
UC Riverside	11/8	*	23	1-7	.143	1-6	.167	1-2	.500	0	2	2	0	0	2	1	0	4	6.0
Queens	11/13	*	20	6-9	.667	4-7	.571	0-0	.000	1	1	2	1	0	0	1	2	16	9.3
Idaho	11/16	*	21	2-5	.400	2-4	.500	2-2	1.000	0	2	2	1	0	0	2	1	8	9.0
Mississippi Valley	11/23		21	3-5	.600	2-4	.500	4-5	.800	1	2	3	2	0	2	0	1	12	9.6
vs. Ole Miss	11/28		20	2-6	.333	2-5	.400	2-2	1.000	1	1	2	1	0	0	4	0	8	9.3
vs. NC State	11/29		18	2-6	.333	1-5	.200	2-2	1.000	0	2	2	2	0	1	2	0	7	9.0
at Providence	12/3																		
Fresno State	12/11																		
vs. Wyoming	12/14																		
Florida A&M	12/20																		
Arizona State	12/31																		
at Houston	1/4																		
Texas Tech	1/7																		
at TCU	1/11																		
Oklahoma State	1/14																		
at Utah	1/18																		
at Colorado	1/21																		
Cincinnati	1/25																		
Baylor	1/28																		
at UCF	2/1																		
ARizona	2/4																		
at Cincinnati	2/8																		
at West Virginia	2/11																		
Kansas State	2/15																		
Kansas	2/18																		
at Arizona	2/22																		
at Arizona State	2/26																		
West Virginia	3/1																		
at Iowa State	3/4																		
Utah	3/8																		
TOTAL			144	18-44	.409	14-37	.378	13-15	.867	3	14	17	8	0	6	12	4	63	9.0

CAREER STATISTICS

YEAR	GP-GS	MPG	FG-FGA	PCT	3FG-A	PCT	FT-FTA	PCT	OFF-DEF-REB	AVG	PF-D	A	AVG	TO	BLK	AVG	STL	AVG	PTS	AVG
2019-20	19-0	5.7	11-33	.333	7-26	.269	0-0	.000	0-12-12	0.6	11-0	3	0.2	1	1	0.1	2	0.1	29	1.5
2020-21	27-6	16.5	56-120	.467	43-95	.453	11-19	.579	4-51-55	2.0	46-0	25	0.9	15	1	0.1	9	0.3	166	6.1
2021-22	35-18	19.5	80-197	.406	47-130	.362	16-23	.696	7-55-62	1.8	55-0	34	0.9	25	1	0.1	9	0.2	223	6.4
2023-24	33-28	24.3	115-254	.453	67-174	.385	54-70	.771	17-84-111	3.4	81-1	44	1.3	21	4	0.1	21	0.6	351	10.6
2024-25	7-4	20.6	18-44	.409	14-37	.378	13-15	.867	3-14-17	2.4	12-0	8	1.1	4	0	0.0	6	0.8	63	9.0
TOTAL	121-56	18.0	280-648	.432	178-462	.385	94-127	.740	31-226-257	2.1	205-1	114	0.9	66	7	0.1	47	0.4	832	6.9





DAWSON BAKER

REDSHIRT JUNIOR | 6-4 | GUARD | COTO DE CAZA, CALIFORNIA | UC IRVINE

2024-25

Scored a BYU-high 22 points in win over Queens... knocked down a career-high six 3-pointers, five of those coming in the second half which are tied for the most in a second half in program history...

2023-24

Made his season debut in win over Georgia State... scored season-high 10 points in win over Bellarmine... went 2-of-4 from 3-point range... dished out a season-high three assists... **missed the rest of the season due to foot injury...**

BEFORE BYU

Played three seasons at UC Irvine... two-time all-Big West performer... 2020-21 Big West Freshman of the Year... scored over 1,000 points in 79 appearances for the Anteaters... scored in double figures 55 times including career-high 33 points against UC San Diego... recorded only career double-double against Hawaii on Jan. 19, 2023... served a two-year mission for the Church of Jesus Christ of Latter-Day Saints in Micronesia, Guam... graduated from Capistrano Valley High School in 2018... CIF 2AA Player of the Year...

PERSONAL

Son of David and Carise Baker... has six siblings... brothers, Dusty and Davis, played collegiately at Weber State and Southern Utah... speaks chuukese... above average at ping pong...

SEASON HIGHS	Points:	22	Queens (11/13/24)
	Rebounds:	4	vs. Ole Miss (11/28/24)
	Assists:	4	Idaho (11/16/24)
	Steals:	2	Mississippi Valley State (11/23/24)
	Blocks:	--	--
	Field Goals:	8	Queens (11/13/24)
	3-Pointers:	6	Queens (11/13/24)
	Free Throws:	3	UC Riverside (11/8/24)
	Minutes:	21	vs. NC State (11/29/24)

CAREER HIGHS	Points:	33	UC San Diego (02/23/23)
	Rebounds:	10	Hawaii (01/19/23)
	Assists:	6	vs. Pepperdine (11/25/20)
	Steals:	4 (2x)	at Long Beach State (02/04/23)
	Blocks:	1 (8x)	UC Riverside (02/11/23)
	Field Goals:	10	UC San Diego (02/23/23)
	3-Pointers:	6	Queens (11/13/24)
	Free Throws:	10 (2x)	UC San Diego (02/23/23)
	Minutes:	36	at Long Beach State (02/04/23)

BIG 12 HIGHS	Points:	--	--
	Rebounds:	--	--
	Assists:	--	--
	Steals:	--	--
	Blocks:	--	--
	Field Goals:	--	--
	3-Pointers:	--	--
	Free Throws:	--	--
	Minutes:	3	Cincinnati (01/06/24)

PRODUCTION TRACKER		2024-25	Career
	Had a double-double	--	1 (1-0)
	Scored 10+ points	2 (2-0)	58 (37-21)
	Scored 20+ points	1 (1-0)	9 (6-3)
	Led BYU in scoring	1 (1-0)	1 (1-0)
	Led BYU in rebounds	--	--
	Led BYU in assists	--	--
	Led BYU in steals	--	--
	Made 3+ 3-pt FGs	1 (1-0)	11 (7-4)
	Had 5+ 3-pt FGs	1 (1-0)	1 (1-0)
	Had 3+ assists	1 (1-0)	13 (10-3)
	Had 5+ assists	--	1 (0-1)
	Had 3+ steals	--	5 (2-3)
	Had 10+ rebounds	--	1 (1-0)

2024-25 GAME-BY-GAME

OPPONENT	DATE	GS	MIN.	FG-FGA	PCT	3FG-FGA	PCT	FT-FTA	PCT	OFF	DEF	REB	AST	BLK	STL	PF	TO	PTS	AVG
Central Arkansas	11/5		17	0-7	.000	0-6	.000	1-2	.500	0	0	0	1	0	0	0	0	1	1.0
UC Riverside	11/8		18	2-3	.667	1-1	1.000	3-4	.750	0	0	0	2	0	1	1	1	8	4.5
Queens	11/13		18	8-10	.800	6-7	.857	0-0	.000	1	0	1	2	0	1	0	1	22	10.3
Idaho	11/16		19	1-5	.200	0-2	.000	0-0	.000	0	1	1	4	0	1	0	0	2	8.3
Mississippi Valley	11/23		20	5-7	.714	0-2	.000	0-0	.000	0	0	0	2	0	2	1	0	10	8.6
vs. Ole Miss	11/28		10	0-2	.000	0-1	.000	0-0	.000	1	3	4	0	0	0	4	1	0	7.2
vs. Purdue/NC State	11/29		21	4-11	.364	1-5	.200	0-0	.000	1	2	3	2	0	0	1	3	9	7.4
at Providence	12/3																		
Fresno State	12/11																		
vs. Wyoming	12/14																		
Florida A&M	12/20																		
Arizona State	12/31																		
at Houston	1/4																		
Texas Tech	1/7																		
at TCU	1/11																		
Oklahoma State	1/14																		
at Utah	1/18																		
at Colorado	1/21																		
Cincinnati	1/25																		
Baylor	1/28																		
at UCF	2/1																		
ARizona	2/4																		
at Cincinnati	2/8																		
at West Virginia	2/11																		
Kansas State	2/15																		
Kansas	2/18																		
at Arizona	2/22																		
at Arizona State	2/26																		
West Virginia	3/1																		
at Iowa State	3/4																		
Utah	3/8																		
TOTAL			122	20-45	.444	8-24	.333	4-6	.667	3	6	9	13	0	5	7	6	52	7.4

CAREER STATISTICS

YEAR	GP-GS	MPG	FG-FGA	PCT	3FG-A	PCT	FT-FTA	PCT	OFF-DEF-REB	AVG	PF-D	A	AVG	TO	BLK	AVG	STL	AVG	PTS	AVG
2020-21*	25-17	23.6	101-206	.490	21-53	.396	44-56	.786	16-42-58	2.3	30-0	33	1.3	32	3	0.1	24	0.9	267	10.7
2021-22*	19-19	26.7	77-184	.418	19-56	.339	40-51	.784	8-36-44	2.3	30-0	22	1.2	36	3	0.2	13	0.7	213	11.2
2022-23*	35-35	27.2	188-403	.467	48-130	.369	113-142	.796	18-93-111	3.2	60-1	43	1.2	57	2	0.1	28	0.8	537	15.3
2023-24	4-0	10.1	9-16	.563	2-4	.500	0-0	.000	1-2-3	0.8	3-0	6	1.5	3	0	0.0	3	0.8	20	5.0
2024-25	7-0	14.8	20-45	.444	8-24	.333	4-6	.667	3-6-9	1.3	7-0	13	1.9	6	0	0.0	5	0.7	52	7.4
TOTAL!	90-71	24.6	395-854	.463	.367	.367	201-255	.788	46-179-225	2.5	130-1	117	1.3	134	8	0.1	73	0.8	1089	12.1

* UC Irvine ! UC Irvine and BYU





DALLIN HALL

JUNIOR | 6-4 | GUARD | PLAIN CITY, UTAH | FREMONT HIGH SCHOOL

2023-24

All-Big 12 Honorable Mention... 51st most assists per game among active NCAA DI players... THIRD highest assist-to-turnover ratio... 11th most assists per game... SEVENTH most assists... scored a team-high 18 points in BYU's win over No. 17 San Diego State... career-high 12 assists in win over West Virginia... **one of 15 players in the nation with at least 12 assists and one turnover in a game this season...** made a career-high four 3-pointers four times... multiple assists in every game this season... career-high four offensive rebounds in win over No. 11 Baylor...

2022-23

WCC All-Freshman Team... 3rd in assist-to-ratio among freshman in program history... 6th most assists in program history by a freshman... first freshman to lead Cougars in assists since Matt Carlino in 2011-12... 18th most assists in the nation among freshman... scored a career-high 23 points against No. 22 Saint Mary's... career-high nine assists and zero turnovers in win over Lindenwood... recorded first career game-winner against Missouri State...

BEFORE BYU

Served a two-year mission for the Church of Jesus Christ of Latter Day Saints in Fresno, Calif... prepped at Fremont High School... three-star recruit by 247Sports... rated as No. 67 Point Guard in Class of 2020 by 247Sports Composite... averaged 22.9 points, 7.8 rebounds and 6.8 assists per game as a senior... all-area MVP and first-team all-state as a junior...

PERSONAL

Son of Ken and Nicole Hall... mom was a high jumper at Weber State... dad played basketball at Salt Lake Community College... brother, Hayden plays football at Weber State... fan of Lord of the Rings and Star Wars... went viral last season for impression of Korg from Thor Ragnarok...

2024-25 GAME-BY-GAME

OPPONENT	DATE	GS	MIN.	FG-FGA	PCT	3FG-FGA	PCT	FT-FTA	PCT	OFF	DEF	REB	AST	BLK	STL	PF	TO	PTS	AVG
Central Arkansas	11/5																		
UC Riverside	11/8																		
Queens	11/13																		
Idaho	11/16																		
Mississippi Valley	11/23	*	21	3-7	.429	3-7	.429	1-2	.500	1	3	4	5	0	1	2	0	10	10.0
vs. Ole Miss	11/28	*	29	1-3	.333	0-2	.000	0-0	.000	1	0	1	4	0	1	3	0	2	6.0
vs. NC State	11/29	*	29	3-8	.375	2-6	.333	1-2	.500	1	4	5	3	0	1	0	3	9	7.0
at Providence	12/3																		
Fresno State	12/11																		
vs. Wyoming	12/14																		
Florida A&M	12/20																		
Arizona State	12/31																		
at Houston	1/4																		
Texas Tech	1/7																		
at TCU	1/11																		
Oklahoma State	1/14																		
at Utah	1/18																		
at Colorado	1/21																		
Cincinnati	1/25																		
Baylor	1/28																		
at UCF	2/1																		
ARizona	2/4																		
at Cincinnati	2/8																		
at West Virginia	2/11																		
Kansas State	2/15																		
Kansas	2/18																		
at Arizona	2/22																		
at Arizona State	2/26																		
West Virginia	3/1																		
at Iowa State	3/4																		
Utah	3/8																		
TOTAL			79	7-18	.389	5-15	.333	2-4	.500	3	7	10	12	0	3	5	4	21	7.0

SEASON HIGHS

Points:	10	Mississippi Valley State (11/23/24)
Rebounds:	5	vs. NC State (11/29/24)
Assists:	5	Mississippi Valley State (11/23/24)
Steals:	1 (3x)	vs. NC State (11/29/24)
Blocks:	--	--
Field Goals:	3 (2x)	vs. NC State (11/29/24)
3-Pointers:	3	Mississippi Valley State (11/23/24)
Free Throws:	1 (2x)	vs. NC State (11/29/24)
Minutes:	29 (2x)	vs. NC State (11/29/24)

CAREER HIGHS

Points:	23	Saint Mary's (1/28/23)
Rebounds:	7	at Texas Tech (1/20/24)
Assists:	12	at West Virginia (2/3/24)
Steals:	4	vs. Duquesne (3/21/24)
Blocks:	1 (3x)	UCF (2/13/24)
Field Goals:	9	Saint Mary's (1/28/23)
3-Pointers:	4 (4x)	at Oklahoma (2/6/24)
Free Throws:	5 (2x)	Pepperdine (1/14/23)
Minutes:	36	at Oklahoma State (2/17/24)

BIG 12 HIGHS

Points:	18	at Kansas (2/27/24)
Rebounds:	7	at Texas Tech (1/20/24)
Assists:	12	at West Virginia (2/3/24)
Steals:	2 (3x)	at Kansas State (2/24/24)
Blocks:	1	UCF (2/13/24)
Field Goals:	5 (3x)	at Kansas (2/27/24)
3-Pointers:	4 (2x)	at Oklahoma (2/6/24)
Free Throws:	5	at Kansas (2/27/24)
Minutes:	36	at Oklahoma State (2/17/24)

PRODUCTION TRACKER

	2024-25	Career
Had a double-double	--	--
Scored 10+ points	1 (1-0)	24 (12-12)
Scored 20+ points	--	1 (0-1)
Led BYU in scoring	--	2 (1-1)
Led BYU in rebounds	--	2 (0-2)
Led BYU in assists	1 (0-1)	33 (18-15)
Led BYU in steals	1 (1-0)	16 (9-7)
Made 3+ 3-pt FGs	1 (1-0)	12 (9-3)
Had 5+ 3-pt FGs	--	--
Had 3+ assists	3 (2-1)	59 (38-11)
Had 5+ assists	1 (1-0)	26 (19-7)
Had 10+ assists	--	1 (1-0)
Had 3+ steals	--	1 (0-1)

CAREER STATISTICS

YEAR	GP-GS	MPG	FG-FGA	PCT	3FG-A	PCT	FT-FTA	PCT	OFF-DEF-REB	AVG	PF-D	A	AVG	TO	BLK	AVG	STL	AVG	PTS	AVG
2022-23	34-21	20.6	84-204	.412	36-98	.367	44-70	.629	15-50-65	1.9	75-2	108	3.2	56	2	0.1	24	0.7	248	7.3
2023-24	34-30	29.3	106-251	.422	52-145	.359	43-68	.632	31-87-118	3.5	82-3	172	5.1	59	1	0.1	34	1.0	307	9.0
2024-25	3-3	26.4	7-18	.389	5-15	.333	2-4	.500	3-7-10	3.3	5-0	12	4.0	4	0	0.0	3	0.8	21	7.0
TOTAL	71-54	25.0	197-413	.416	93-258	.360	89-142	.627	49-144-193	2.7	162-5	292	4.1	119	3	0.1	61	0.9	576	8.1





FOUSSEYNI TRAORE

SENIOR | 6-6 | FORWARD | BAMAKO, MALI | WASATCH ACADEMY

2024-25

Scored a career-high 29 points in win over Idaho... tied Marriott Center record going 11-of-12 from the field... also went 7-of-7 from the free throw line... One of three players since 1990 with 29 or more points off the bench... season-high 12 rebounds against Queens...

2023-24

All-Big 12 Honorable Mention... tied a career-high with five assists in win over No. 7 Kansas... season-high 11 rebounds at No. 6 Iowa State... 9-4 when he scores in double figures... scored a season-high 24 points in win over West Virginia... also had nine rebounds, six of those coming on the offensive glass... made career-high 10 field goals...

2022-23

WCC All-Academic... CSC Academic All-District... WCC All-Second Team... first underclassmen to lead Cougars in scoring and rebounding in same season since Eric Mika in 2016-17... averaged 12.9 points and 7.8 rebounds per game, shooting 60.7 percent and 75.8 percent from the free throw line... one of two players in program history to shoot over 60.0 percent from the field in a single season (min. 100 FG made)... ranked 22nd in the nation in field goal percentage... 15 point, 11 rebound double-double in season opener against Idaho State... seven offensive rebounds tied for most offensive boards in a season opener in program history...

2021-22

WCC All-Freshman Team... 4-time WCC Freshman of the Week... Hawaiian Airlines **Diamond Head Classic All-Tournament Team...** appeared in 33 games including 21 starts... broke BYU freshman record in total rebounds and offensive rebounds... second-most double-doubles by a freshman in program history... recorded a 25-point, 19 rebound performance on Senior Night against Pepperdine...

BEFORE BYU

Prepped at Wasatch Academy... represented Mali at 2021 FIBA U19 Basketball World Cup... had a 7-point, 10 rebound performance against the United States... Was part of Mali team that won the 2017 FIBA U16 African Championship...

PERSONAL

Son of Lamine and Kadiatou... speaks french and Bambara... Master fisherman... Loves watching movies, especially the Mission Impossible franchise... **Founder of Fouss Foundation...** currently in process of raising money for indoor basketball court in Bamako, Mali...

2024-25 GAME-BY-GAME

OPPONENT	DATE	GS	MIN.	FG-FGA	PCT	3FG-FGA	PCT	FT-FTA	PCT	OFF	DEF	REB	AST	BLK	STL	PF	TO	PTS	AVG
Central Arkansas	11/5		19	3-5	.600	0-0	.000	0-0	.000	4	2	6	0	2	0	2	0	6	6.0
UC Riverside	11/8		20	6-8	.750	0-1	.000	1-2	.500	5	1	6	2	2	0	2	1	13	9.5
Queens	11/13		17	2-5	.400	0-0	.000	0-0	.000	5	7	12	5	0	2	2	1	4	7.7
Idaho	11/16		23	11-12	.917	0-0	.000	7-7	1.000	2	7	9	2	1	0	1	0	29	13.0
Mississippi Valley	11/23	*	25	5-8	.625	0-1	.000	5-6	.833	5	6	11	1	1	0	2	2	16	13.4
vs. Ole Miss	11/28		24	5-8	.625	0-0	.000	6-6	1.000	2	4	6	3	1	1	3	3	16	13.8
vs. NC State	11/29		17	4-6	.667	0-0	.000	2-2	1.000	2	3	5	1	0	0	2	1	10	13.3
at Providence	12/3																		
Fresno State	12/11																		
vs. Wyoming	12/14																		
Florida A&M	12/20																		
Arizona State	12/31																		
at Houston	1/4																		
Texas Tech	1/7																		
at TCU	1/11																		
Oklahoma State	1/14																		
at Utah	1/18																		
at Colorado	1/21																		
Cincinnati	1/25																		
Baylor	1/28																		
at UCF	2/1																		
ARizona	2/4																		
at Cincinnati	2/8																		
at West Virginia	2/11																		
Kansas State	2/15																		
Kansas	2/18																		
at Arizona	2/22																		
at Arizona State	2/26																		
West Virginia	3/1																		
at Iowa State	3/4																		
Utah	3/8																		
TOTAL			144	36-52	.692	0-2	.000	21-23	.913	25	30	55	14	7	3	14	8	93	13.3

SEASON HIGHS

Points:	29	Idaho (11/16/24)
Rebounds:	12	Queens (11/13/24)
Assists:	5	Queens (11/13/24)
Steals:	2	Queens (11/13/24)
Blocks:	2 (2x)	UC Riverside (11/8/24)
Field Goals:	11	Idaho (11/16/24)
3-Pointers:	--	--
Free Throws:	7	Idaho (11/16/24)
Minutes:	25	Mississippi Valley State (11/23/24)

CAREER HIGHS

Points:	29	Idaho (11/16/24)
Rebounds:	19	Pepperdine (2/26/22)
Assists:	5 (4x)	Queens (11/13/24)
Steals:	3 (2x)	Gonzaga (1/12/23)
Blocks:	4	at Loyola Marymount (2/10/22)
Field Goals:	11	Idaho (11/16/24)
3-Pointers:	2	Southeastern Louisiana (11/15/23)
Free Throws:	8 (2x)	Portland (12/31/22)
Minutes:	37	at Loyola Marymount (2/10/22)

BIG 12 HIGHS

Points:	24	at West Virginia (2/3/24)
Rebounds:	11	at Iowa State (3/6/24)
Assists:	5	at Kansas (2/27/24)
Steals:	1 (7x)	Oklahoma State (3/9/24)
Blocks:	3	at Iowa State (3/6/24)
Field Goals:	10	at West Virginia (2/3/24)
3-Pointers:	--	--
Free Throws:	5	TCU (3/2/24)
Minutes:	31	at West Virginia (2/3/24)

PRODUCTION TRACKER

	2024-25	Career
Had a double-double	1 (1-0)	20 (15-5)
Scored 10+ points	5 (4-1)	59 (39-20)
Scored 20+ points	1 (1-0)	7 (5-2)
Led BYU in scoring	2 (2-0)	28 (19-9)
Led BYU in rebounds	2 (2-0)	50 (34-16)
Led BYU in assists	1 (1-0)	6 (3-3)
Led BYU in blocks	3 (2-1)	36 (23-13)
Led BYU in steals	1 (1-0)	14 (9-5)
Had 3+ blocks	--	9 (7-2)
Had 3+ assists	2 (1-1)	15 (13-2)
Had 3+ steals	--	2 (1-1)
Had 10+ rebounds	2 (2-0)	25 (18-7)
Had 15+ rebounds	--	4 (3-1)

CAREER STATISTICS

YEAR	GP-GS	MPG	FG-FGA	PCT	3FG-A	PCT	FT-FTA	PCT	OFF-DEF-REB	AVG	PF-D	A	AVG	TO	BLK	AVG	STL	AVG	PTS	AVG
2021-22	33-21	23.6	126-214	.589	1-8	.125	64-86	.744	93-187-280	8.5	61-0	30	0.9	49	42	1.3	17	0.5	317	9.6
2022-23	33-33	24.8	165-272	.607	1-1	1.000	94-124	.758	92-167-259	7.8	63-1	48	1.5	73	23	0.7	24	0.7	425	12.9
2023-24	26-8	18.4	112-179	.626	2-3	.667	58-61	.716	51-85-136	5.2	44-0	34	1.3	45	20	0.8	16	0.6	284	10.9
2024-25	7-1	20.6	36-52	.692	0-2	.000	21-23	.913	25-30-55	7.9	14-0	14	2.0	8	7	1.0	3	0.4	93	13.3
TOTAL	99-63	22.4	439-717	.612	4-14	.286	237-314	.755	261-469-730	7.4	182-1	126	1.3	175	92	0.9	60	0.6	1119	11.3





JARED MCGREGOR

JUNIOR | 6-3 | GUARD | SARATOGA SPRINGS, UTAH | WESTLAKE HIGH SCHOOL

2024-25
Made season debut in win over Queens...

2023-24
Played in a career-games... connected on first 3-pointer of the season in win over South-eastern Louisiana... also made 3-pointer in win over Evansville...

2022-23
Made collegiate debut against Westminster.... Scored a career-high 6 points in win over Western Oregon... Went 2-of-2 from 3-point range...

BEFORE BYU
Served a mission for the Church of Jesus Christ of Latter-Day Saints in Spokane, Wash... Prepped at Westlake High School... Averaged 12.2 points per game as a senior... Made 76 3-pointers, most in Utah 6A... Played AAU basketball for Utah Mountain Stars...

PERSONAL
Son of Kathy and the late Mark McGregor... Father, Mark, was an All-American swimmer at BYU... Served a mission for the Church of Jesus Christ of Latter-Day Saints in Spokane, Wash... Has traveled to China (2x), Australia and Mali for basketball...

SEASON HIGHS	Points:	--	--
	Rebounds:	--	--
	Assists:	1	Queens (11/13/24)
	Steals:	--	--
	Blocks:	--	--
	Field Goals:	--	--
	3-Pointers:	--	--
	Free Throws:	--	--
	Minutes:	2 (2x)	Mississippi Valley State (11/23/24)

CAREER HIGHS	Points:	6	Western Oregon (12/15/22)
	Rebounds:	2	Southeastern Louisiana (11/15/23)
	Assists:	1 (2x)	Queens (11/13/24)
	Steals:	--	--
	Blocks:	--	--
	Field Goals:	2	Western Oregon (12/15/22)
	3-Pointers:	2	Western Oregon (12/15/22)
	Free Throws:	--	--
	Minutes:	3 (2x)	Bellarmine (12/22/23)

BIG 12 HIGHS	Points:	--	--
	Rebounds:	--	--
	Assists:	--	--
	Steals:	--	--
	Blocks:	--	--
	Field Goals:	--	--
	3-Pointers:	--	--
	Free Throws:	--	--
	Minutes:	1	Iowa State (1/16/24)

PRODUCTION TRACKER		2024-25	Career
	Had a double-double	--	--
	Scored 10+ points	--	--
	Scored 20+ points	--	--
	Led BYU in scoring	--	--
	Led BYU in rebounds	--	--
	Led BYU in assists	--	--
	Led BYU in steals	--	--
	Made 3+ 3-pt FGs	--	--
	Had 5+ 3-pt FGs	--	--
	Had 3+ assists	--	--
	Had 3+ steals	--	--
	Had 5+ rebounds	--	--
	Had 10+ rebounds	--	--

2024-25 GAME-BY-GAME

OPPONENT	DATE	GS	MIN.	FG-FGA	PCT	3FG-FGA	PCT	FT-FTA	PCT	OFF	DEF	REB	AST	BLK	STL	PF	TO	PTS	AVG
Central Arkansas	11/5																		
UC Riverside	11/8																		
Queens	11/13		2	0-2	.000	0-2	.000	0-0	.000	0	0	0	1	0	0	0	0	0	0.0
Idaho	11/16																		
Mississippi Valley	11/23		2	0-0	.000	0-0	.000	0-0	.000	0	0	0	0	0	0	0	0	0	0.0
vs. Ole Miss	11/28																		
vs. NC State	11/29																		
at Providence	12/3																		
Fresno State	12/11																		
vs. Wyoming	12/14																		
Florida A&M	12/20																		
Arizona State	12/31																		
at Houston	1/4																		
Texas Tech	1/7																		
at TCU	1/11																		
Oklahoma State	1/14																		
at Utah	1/18																		
at Colorado	1/21																		
Cincinnati	1/25																		
Baylor	1/28																		
at UCF	2/1																		
ARizona	2/4																		
at Cincinnati	2/8																		
at West Virginia	2/11																		
Kansas State	2/15																		
Kansas	2/18																		
at Arizona	2/22																		
at Arizona State	2/26																		
West Virginia	3/1																		
at Iowa State	3/4																		
Utah	3/8																		
TOTAL			4	0-2	.000	0-2	.000	0-0	.000	0	0	0	1	0	0	0	0	0	0.0

CAREER STATISTICS

YEAR	GP-GS	MPG	FG-FGA	PCT	3FG-A	PCT	FT-FTA	PCT	OFF-DEF-REB	AVG	PF-D	A	AVG	TO	BLK	AVG	STL	AVG	PTS	AVG
2022-23	6-0	1.3	2-4	.500	2-3	.667	0-0	.000	0-0-0	0.0	2-0	0	0.0	0	0	0.0	0	0.0	6	1.0
2023-24	11-0	1.8	2-7	.286	2-6	.333	0-0	.000	1-2-3	0.3	2-0	1	0.1	2	0	0.0	0	0.0	6	0.5
2024-25	2-0	1.6	0-2	.000	0-2	.000	0-0	.000	0-0-0	0.0	0-0	1	0.5	0	0	0.0	0	0.0	0	0.0
TOTAL	19-0	1.6	4-13	.308	4-11	.364	0-0	.000	1-2-3	0.2	4-0	2	0.1	2	0	0.0	0	0.0	12	0.6



THE LAST TIME...

5 players scored in double figures

11/28/24 vs. Ole Miss, Catchings 17, Demin 16, Saunders 16, Traore 16, Boskovic 10

6 players scored in double figures

12/22/23 vs. Bellarmine, Saunders 14, Knell 14, Johnson 14, Waterman 13, Atiki 12

No players scored in double figures

2/21/05 at Air Force, 39-70 L

One player recorded a double-double

11/23/24 vs. Mississippi Valley State
Fousseyni Traore, 15 points, 11 rebounds

Two players recorded a double-double

12/13/23 vs. Denver
Noah Waterman 20 points, 14 rebounds
Spencer Johnson 11 points, 11 rebounds

One player recorded a triple-double

3/16/16 vs. UAB
Kyle Collinsworth, 19 points, 10 rebounds, 12 assists

Two double-digit rebounders

11/13/24 vs. Queens
Keba Keita 13, Fousseyni Traore 12

Four players had 9 or more rebounds

12/30/06 vs. Seton Hall, Cummar 12, Plaisted 9, Young 9, Ainge 9

Two players fouled out

12/3/22 vs. South Dakota
Trey Stewart, Gideon George

Three or more players fouled out

12/1/18 at Weber State
Yoeli Childs, TJ Haws, Connor Harding

A BYU player received a technical foul

11/28/24 vs. Ole Miss, Mihailo Boskovic

An opponent player received a technical foul

11/28/24 vs. Ole Miss, Dre Davis

A BYU coach received a technical foul

2/27/24 at Kansas, Mark Pope

An opponent coach received a technical foul

11/24/23 vs. NC State, Kevin Keatts

A BYU player ejected from a game

11/23/23 vs. Arizona State, Atiki Ally Atiki, Noah Waterman

An opponent player ejected from a game

1/6/24 vs. Iowa State, Hason Ward

A coach ejected from the game

11/24/23 vs. NC State
NC State coach Kevin Keatts (2 technical fouls)

AT LEAST two players scored 20+ points

11/16/24 vs. Idaho, Traore - 29, Saundres - 26

Three players scored 20+ points

2/20/20 vs. Santa Clara, Haws 28, Childs 22, Toolson 20

Four players scored 20+ points

1/13/79 vs. New Mexico, D. Ainge 27, Runia 25, Durrant 20, Taylor 20

Two players scored 25+ points

11/16/24 vs. Idaho, Fousseyni Traore 29, Richie Saunders 26

A player scored 30+ points

2/12/22 at Pepperdine, Alex Barcello 33

A player scored 40+ points

12/23/15 vs. New Mexico, Chase Fischer 41

A player attempted 20 or more field goals

12/11/21 vs. Creighton, Alex Barcello 20

A player had 5 or more steals

1/12/23 vs. Gonzaga, Spencer Johnson 5

A player had 5 or more blocks

2/27/21 vs. Saint Mary's, Matt Haarms 6

A player had double-digit assists

11/5/24 vs. Central Arkansas, Egor Demin 11

A player made double-digit free throws

2/13/24 vs. UCF, Jaxson Robinson 12, Trevin Knell 10

A player shot 100% from the free throw line (min. 8 att.)

12/3/22 vs. South Dakota, Rudi Williams (8-8)

A player shot 100% from the floor (min. 5 att.)

12/22/23 Bellarmine, Atiki Ally Atiki (6-6)

A player shot 100% from threes (min. 3 att.)

12/20/22 vs. Lindenwood, Jaxson Robinson (4-4)
Rudi Williams (3-3)

Did not make a 3-point field goal

3/8/14 vs. Loyola Marymount, (0-12) W

Opponent did not make a 3-point field goal

11/13/19 vs. Southern Utah (0-12) W

BYU had five or fewer turnovers

12/16/23 vs. Georgia State, 4 W

BYU committed 25-plus turnovers

12/5/07 vs. Pepperdine, 29 W

BYU committed 11 or less team fouls in a game

11/23/24 vs. Mississippi Valley State 11, W

BYU scored 90 points

11/16/24 vs. Idaho, 95-71 W

BYU scored 100 points

12/22/23 vs. Bellarmine, 101-56 W

BYU scored 110 points

11/6/23 vs. Houston Christian, 110 W

BYU scored less than 50 points in a game

1/15/08 at UNLV, 41-70 L

Held opponent to less than 50 points in a game

11/23/24 vs. Mississippi Valley State, 87-43 W

BYU scored less than 40 points in a game

2/21/05 at Air Force, 39-70 L

Held opponents to less than 40 points in a game

12/22/21 vs. South Florida 54-39 W

Shot 60% from the field

1/27/24 vs. Texas (.630) 32-50

Opponent shot 60% from the field

1/13/22 at Gonzaga (.694) 43-62

Shot 70% from the field in a half

11/24/23 vs. NC State (.700) 21-30

Did not miss a 2-point FG attempt in a half

2/23/04 vs. Air Force, 13-13 inside the arc, (14-17, .824 overall)

Shot less than 30% from the field

12/1/20 vs. USC (.275) 16-69

Opponent shot less than 30% from the field

1/13/24 at UCF (.293) 17-58

Shot 100% from the free throw line

2/24/22 vs. Loyola Marymount (6-6)

Shot 90% from the free throw line (min. 10 att.)

1/27/21 at Pepperdine (.947) 18-19

Shot less than 50% from the free throw line

2/10/24 vs. Kansas State (.476) 10-21

Shot 60% on 3-pointers

12/18/21 at Weber State (.615), 16-26

Shot 70% on 3-pointers

12/11/13 vs. Prairie View A&M (.714), 10-14

Opponent scored less than 20 points in the 1st half

11/23/23 vs. Arizona State, 17 (32-17, 77-49) W

Opponent scored less than 20 points in the 2nd half

12/22/21 vs. South Florida, 17 (23-17, 54-39) W
11/23/24 vs. Mississippi Valley State, 16 (32-16, 87-43) W

BYU scored less than 20 points in the 1st half

3/9/19 vs. San Diego, 19 (BYU trailed 19-46)

BYU scored less than 20 points in the 2nd half

1/15/00 vs. Utah, 19

Opponent scored 50 or more points in a half

2/13/24 vs. UCF, 62

BYU scored 50 or more points in the first half

11/23/23 vs. Mississippi Valley State, 55

BYU scored 50 or more points in the second half

11/16/24 vs. Idaho, 54

BYU scored 60 or more points in the first half

11/29/22 vs. Westminster, 63

BYU scored 60 or more points in the second half

1/30/20 vs. Pepperdine, 61

Won by 60 or more points (largest margin ever)

12/22/06 vs. Western Oregon (62) 102-40

Won by 50 or more points

11/15/23 vs. Southeastern Louisiana (57) 105-48

Won by 40 or more points

11/23/24 vs. Mississippi Valley State (44), 87-43

Won by 30 or more points

11/5/24 vs. Central Arkansas (38) (88-50)

Won by 25 or more points

12/30/23 vs. Wyoming (26) (94-68)

Lost by 35-plus points

11/22/04 vs. North Carolina (36) 86-50

Lost by 30-plus points

2/23/19 at Gonzaga (34) 68-102

Lost by 25-plus points

12/1/20 vs. USC (26) 53-79

Played an overtime game

11/25/22 vs. Dayton, 79-75 W (OT)

Won in single overtime

11/25/22 vs. Dayton 79-75 (OT)

Lost in overtime

12/1/21 at Utah Valley, 65-72 L (OT)

Played a double OT game

1/30/21 vs. Pacific, 95-87 W (2OT)

Played a triple OT game

1/23/14 at Portland, 114-110 L (3OT)

Won 10-straight games

2010-11 (10)

Won 15-straight games

2009-10 (15)

Lost 3-straight games

2022-23, @ Santa Clara, @ San Francisco, Saint Mary's

Lost 4-straight games

2022-23, @ Pepperdine, @ Gonzaga, Santa Clara, @ Saint Mary's

Lost 5-straight games

2004-05, @ UNM, @ AFA, @ Utah, UNLV, vs. UNM (at MWC)

Lost 9-straight games

1997-98

Lost 10-straight games

1996-97 (21) - school record

Played an NCAA tournament game

3/21/24 vs. Duquesne - NCAA 1st Round, 67-71

Won an NCAA tournament game

3/13/12 vs. Iona - NCAA 1st Round, 78-72

Won two NCAA tournament games

1980-81 Princeton 60-51, UCLA 78-55, Notre Dame 51-50, then lost to Virginia 60-74
2010-11 Wofford 74-66, Gonzaga 89-67

Won three NCAA tournament games

1980-81 Princeton 60-51, UCLA 78-55, Notre Dame 51-50, then lost to Virginia 60-74

Played in the NIT

2021-22

Won an NIT game

3/19/22 Northern Iowa, 90-71

Won two NIT games

2021-22 LBSU, 93-72, UNI 90-71

Won three NIT games

2015-16 Advanced to NIT semifinals (appearance vacated by the NCAA)
2012-13 Advanced to NIT semifinals
1965-66 NIT Champions
1950-51 NIT Champions

Won a conference tournament

2000-01

Won a regular season conference title

2010-11

Won a conference regular season outright

2007-08

Defeated a ranked team

2/27/24 at No. 7 Kansas (7/9), 76-68

Defeated a ranked team at home

2/20/24 vs. No. 11 Baylor (11/11), 78-71

Defeated a ranked team on the road

2/27/24 at No. 7 Kansas (7/9), 76-68

Was ranked in the Top 25 AP Poll

3/18/24 Ranked 21st

Was ranked in the Top 25 Coaches Poll

3/17/24 Ranked 21st

Finished season ranked in the Top 25 polls

2019-20 16th (Coaches), 18th (AP)



COUGARS IN THE RECORD BOOK

INDIVIDUAL CAREER RECORDS

Points Scored				
Rk	Name, Years	G	Pts	
1	Tyler Haws, 2009-10,12-15	139	2,720	
2	Jimmer Fredette, 2007-11	139	2,599	
3	Danny Ainge, 1977-81	118	2,467	
4	Michael Smith, 1983-84,86-89	122	2,319	
5	Devin Durrant, 1978-80,82-84	117	2,285	
6	Yaeli Childs, 2016-20	119	2,031	
7	TJ Haws, 2016-20	133	1,899	
8	Russell Larson, 1991-95	129	1,885	
9	Fred Roberts, 1978-82	119	1,841	
10	Jeff Chatman, 1984-88	122	1,824	
11	Mekeli Wesley, 1997-01	115	1,740	
12	Mark Bigelow, 1998-99, 01-04	120	1,715	
13	Kyle Collinsworth, 2010-11, 13-16	135	1,680	
14	Brandon Davies, 2009-13	135	1,680	
15	Ken Roberts, 1990-91, 93-96	126	1,652	
16	Lee Cummand, 2005-09	131	1,569	
17	Jonathan Tavernani, 2006-10	132	1,519	
18	Kresimir Cosic, 1970-73	99	1,513	
19	Joe Nelson, 1946-50	115	1,494	
20	Jay Cheesman, 1973-77	103	1,408	
21	Roland Minson, 1984-85	105	1,407	
22	Andy Toolson, 1984-85, 87-90	117	1,388	
23	Trent Plaisted, 2004-08	103	1,372	
24	Marty Haws, 1986-90	120	1,337	
25	Alex Barcello, 2019-22	93	1,307	
26	Dick Nemelko, 1963-66	78	1,299	
27	Alan Taylor, 1976-80	110	1,284	
28	Jackson Emery, 2005-06, 08-11	133	1,235	
29	Doug Richards, 1971-74	78	1,218	
30	Gary Trost, 1987-88, 90-93	114	1,205	
31	Matt Carlino, 2011-14	96	1,201	
32	Edon Brimley, 1927-31	---	1,195	
33	Noah Hartsock, 2008-12	134	1,191	
34	Elwood Romney, 1929-33	110	1,189	
35	Joe Richey, 1950-53	89	1,177	
36	Randy Reid, 1992-96	125	1,170	
37	Kari Limbo, 1966-69	76	1,156	
38	Doug Howard, 1967-70	79	1,143	
39	Mel Hutchins, 1947-48, 49-51	97	1,141	
40	Travis Hansen, 2000-03	86	1,137	
41	Steve Schraener, 1988-91	93	1,128	
42	Chase Fischer, 2014-16	71	1,121	
43	Fousseyni Traore, 2021-present	99	1,119	
44	John Fairchild, 1963-65	53	1,109	
45	Gary Earnest, 1958-61	77	1,108	
46	Terrell Lyday, 1999-01	66	1,105	
47	Mark Handy, 1973-77	96	1,099	
48	Bruce Burton, 1960-63	78	1,089	
49	Eric Mika, 2013-14, 16-17	67	1,080	
50	Keena Young, 2004-07	88	1,068	
51	Scott Runia, 1976-80	110	1,051	
52	Bernie Fryer, 1970-72	55	1,031	
53	Dave Eastis, 1958-61	69	1,015	

Field Goal Percentage				
Rk	Name, Years	FG	FGA	Pct
1	Fousseyni Traore, 2021-present	439	717	.612
2	Alan Taylor, 1976-80	504	874	.577
3	Rafael Araujo, 2002-04	366	646	.567
4	Gary Trost, 1987-88, 90-93	420	742	.566
5	Jared Miller, 1990-93	306	550	.5563

*Minimum 300 FG Made

3-Point Field Goals Made				
Rk	Name, Years	3FG		
1	Jimmer Fredette, 2007-11	296		
2	Jonathan Tavernani, 2006-10	265		
3	TJ Haws, 2016-20	242		
4	Jackson Emery, 2005-06, 08-11	230		
5	Chase Fischer, 2014-16	215		
6	Mark Bigelow, 1998-99, 01-04	213		
7	Alex Barcello, 2019-22	194		
8	Trevin Kneil, 2019-present	178		

3-Point Field Goal Attempts				
Rk	Name, Years	3FGA		
1	Jimmer Fredette, 2007-11	752		
2	Jonathan Tavernani, 2006-10	698		
3	TJ Haws, 2016-20	671		
4	Jackson Emery, 2005-06, 08-11	601		
5	Mark Bigelow, 1998-99, 01-04	559		
6	Chase Fischer, 2014-16	553		
7	Matt Carlino, 2011-14	468		
8	Trevin Kneil, 2019-present	462		

3-Point Field Goal Percentage*				
Rk	Name, Years	3FG	3FGA	Pct
1	Nathan Call, 1986-88, 90-92	110	241	.456
2	Alex Barcello, 2019-22	194	429	.452
3	Mark Heslop, 1988-92	126	283	.445
4	Andy Toolson, 1984-85, 87-90	141	323	.437
5	Lee Cummand, 2005-09	153	355	.431
6	Michael Smith, 1983-84, 86-89	116	270	.430
7	Mike Rose, 2003-07	163	381	.428
8	Sam Burgess, 2004-05, 06-08	81	196	.413
9	Zac Seljaas, 2015-16, 17-19	135	332	.407
10	Skylar Halford, 2013-15	81	201	.4029
11	Austin Ainge, 2003-07	113	281	.402
12	Terrell Lyday, 1999-01	127	321	.3956
13	Todd Christensen, 1995-96, 98-00	104	264	.3939
14	Jimmer Fredette, 2007-11	296	752	.3936
15	Chase Fischer, 2014-16	215	553	.3887
16	Michael Vranes, 1996-97, 98-00	78	201	.388
17	Trevin Kneil, 2019-present	178	462	.385
18	Jackson Emery, 2005-06, 08-11	230	601	.3826
19	Mark Bigelow, 1998-99, 01-04	213	559	.381
20	Spencer Johnson, 2020-24	137	368	.372

Assists				
Rk	Name, Years	G	Ast	Avg
1	Kyle Collinsworth, 2010-11, 13-16	140	703	5.0
2	TJ Haws, 2016-20	133	603	4.5
3	Matt Montague, 1996-97, 99-02	122	570	4.7
4	Danny Ainge, 1977-81	118	539	4.6
5	Nathan Call, 1986-88, 90-92	129	528	4.1
6	Jimmer Fredette, 2007-11	139	515	3.7
7	Marty Haws, 1986-90	123	502	4.1
8	Randy Reid, 1992-96	125	458	3.7
9	Matt Carlino, 2011-14	96	437	4.6
10	Scott Runia, 1976-80	110	405	3.7
11	Lee Cummand, 2005-09	131	372	2.8
12	Austin Ainge, 2003-07	101	355	3.5
13	Fred Roberts, 1978-82	119	341	2.9
14	Brian Taylor, 1982-84, 86-88	118	330	2.8
15	Steve Craig, 1975-76, 78-81	112	329	2.9
16	Michael Smith, 1983-84, 86-89	122	317	2.6
17	Jackson Emery, 2005-06, 08-11	133	312	2.3
18	Scott Sinek, 1981-85	115	311	2.7
19	Marty Perry, 1982-85	85	299	3.5
20	Dallin Hall, 2022-present	71	292	4.1

3-Pointers Games				
Rk	Name, Years	#		
1	Jimmer Fredette, 2007-11	47		
2	TJ Haws, 2016-20	47		
3	Jonathan Tavernani, 2006-10	46		
4	Chase Fischer, 2014-16	39		
5	Mark Bigelow, 1998-99, 01-04	34		
6	Jackson Emery, 2005-06, 08-11	34		
7	Alex Barcello, 2019-22	31		
8	Matt Carlino, 2011-14	25		
	Trevin Kneil, 2019-present	25		

Assists Per Game*				
Rk	Name, Years	G	Ast	Avg
1	Kyle Collinsworth, 2010-11, 13-15	140	703	5.02
2	Matt Montague, 1996-97, 99-02	122	570	4.67
3	Danny Ainge, 1977-81	118	539	4.57
4	Matt Carlino, 2011-14	96	437	4.55
5	TJ Haws, 2016-20	133	603	4.53
6	Dallin Hall, 2022-present	71	292	4.11
7	Nathan Call, 1986-88, 90-92	129	528	4.093
8	Marty Haws, 1986-90	123	502	4.081
9	Jimmer Fredette, 2007-11	139	515	3.71
10	Scott Runia, 1976-80	110	405	3.68

Assist-to-Turnover Ratio*				
Rk	Name, Years	A	TO	A:TO
1	Craig Cusick, 2011-13	148	5	2.69.1
2	Marty Perry, 1982-85	299	117	2.56:1
3	Dallin Hall, 2022-present	291	119	2.45:1
4	Jackson Emery, 2005-06, 08-11	312	132	2.363:1
5	Ben Murdoch, 2006-08	157	67	2.34:1

*Minimum 50 Games Played and 2.0 APG

Assist-to-Turnover Ratio*				
Rk	Name, Years	A	TO	A:TO
1	Marty Perry, 1982-85	299	117	2.56:1
2	Dallin Hall, 2022-present	291	119	2.45:1
3	Nathan Call, 1986-88, 90-92	528	236	2.24:1
4	Scott Runia, 1976-80	405	185	2.19:1
5	Kevin Santiago, 1988-90	193	90	2.14:1

*Minimum 50 Games Played and 3.0 APG

Offensive Rebounds				
Rk	Name, Years	G	OReb	Avg
1	Kyle Collinsworth, 2010-11, 13-16	140	307	2.2
2	Nate Austin, 2011-16	153	289	1.9
3	Ken Roberts, 1990-91, 93-96	126	268	2.1
4	Fousseyni Traore, 2021-present	99	261	2.6

Rebounds				
Rk	Name, Years	G	Reb	Avg
1	Yaeli Childs, 2016-20	119	1,053	8.8
2	Kyle Collinsworth, 2010-11, 13-16	140	1,047	7.5
3	Michael Smith, 1983-84, 86-89	122	922	7.6
4	Kresimir Cosic, 1970-73	79	919	11.6
5	Alan Taylor, 1976-80	110	919	8.4
6	Greg Kite, 1979-83	112	847	7.6
7	Brandon Davies, 2009-13	135	840	6.2
8	Fred Roberts, 1978-82	119	838	7.0
9	Steve Trumbo, 1978-82	116	835	7.2
10	Russell Larson, 1991-95	129	821	6.4
11	John Benson, 1954-57	78	803	10.3
12	Mark Handy, 1973-77	96	801	8.3
13	Nate Austin, 2011-16	153	792	5.2
14	Nick Mateljan, 1951-55	87	789	9.1
15	Bruce Burton, 1960-63	78	776	9.9
16	Ken Roberts, 1990-91, 93-96	126	753	6.0
17	Fousseyni Traore, 2021-present	99	730	7.4

Blocks Per Game*				
Rk	Name, Year	G	Blk	Avg
1	Shawn Bradley, 1990-91	34	177	5.21
2	Greg Kit, 1979-83	112	208	1.86
3	Yaeli Childs, 2016-20	119	159	1.34
4	Noah Hartsock, 2008-12	134	177	1.32
5	Eric Mika, 2013-14, 16-17	67	87	1.299
6	Russell Larson, 1991-95	129	166	1.287
7	Alan Taylor, 1976-80	110	119	1.08
8	Trent Plaisted, 2004-08	103	107	1.04
9	Alan Pollard, 1984-86	60	62	1.03
10	Corbin Kaufusi, 2015-16	86	80	0.930
11	Fousseyni Traore, 2021-present	99	92	0.929
12	Brandon Davies, 2009-13	135	123	0.911
13	Jeff Chatman, 1984-88	122	107	0.877
14	Lee Cummand, 2005-09	131	106	0.809
15	Atiki Ally Atiki, 2021-24	88	71	0.806

*Minimum 50 Games Played or 150 Career Blocks

Blocks				
Rk	Name, Years	G	Blk	Avg
1	Greg Kite, 1979-83	112	208	1.9
2	Shawn Bradley, 1990-91	34	177	5.2
3	Noah Hartsock, 2008-12	134	177	1.3
4	Russell Larson, 1991-95	129	166	1.3
5	Yaeli Childs, 2016-20	119	159	1.4
6	Brandon Davies, 2009-13	135	123	0.9
7	Alan Taylor, 1976-80	110	119	1.1
8	Trent Plaisted, 2004-08	103	107	1.0
9	Jeff Chatman, 1984-88	122	107	0.9
10	Lee Cummand, 2005-09	131	106	0.8
11	Fousseyni Traore, 2021-present	99	92	0.9

||
||
||

COUGARS IN THE RECORD BOOK

Highest Points Available Percentage*

Rk	Name vs. Opponent, Date	Pts	PA	PAP
1	Kresimir Cotic vs. Arizona, 02/26/1971 (12-12 FG, 0-0 3FG, 4-4 FT)	28	28	1.000
	Jeff Chatman vs. Fordham, 12/07/1985 (9-9 FG, 0-0 3FG, 3-3 FT)	21	21	1.000
	Tyler Haws vs. Nevada, 12/22/2009 (7-7 FG, 0-0 3FG, 6-6 FT)	20	20	1.000
	Brock Zylstra vs. San Francisco, 01/07/2021 (8-8 FG, 6-6 3FG, 0-0 FT)	22	22	1.000
5	Alan Taylor vs. New Mexico, 01/13/1979 (6-6 FG, 0-0 3FG, 8-9 FT)	20	21	.952
6	Fousseyni Traore vs. Idaho, 11/16/2024 (11-12 FG, 0-0 3FG, 7-7 FT)	29	31	.935

*Minimum 20 Points

FRESHMAN INDIVIDUAL GAME RECORDS

3-Point Field Goals Made

Rk	Name vs. Opponent, Date	3FG
1	Mike Rose vs. Southern Utah, 11/21/2003	8
2	Zac Seljaas vs. Central Michigan, 12/18/2015	7
3	Michael Vranes at UC Irvine, 12/22/1998	6
	Jonathan Tavernari vs. TCU, 01/10/2007	6
	Anson Winder vs. Buffalo, 12/20/2011	6
	Zac Seljaas vs. San Francisco, 01/09/2016	6
	TJ Haws at San Diego, 01/14/2017	6
8	Robbie Reid at San Diego, 01/20/1994	5
	Mark Bigelow vs. Louisiana Tech, 12/11/1998	5
	Michael Vranes vs. TCU, 03/02/1999	5
	Jonathan Tavernari at San Diego State, 02/24/2007	5
	Jake Toolson vs. Southern Virginia, 11/19/2024	5
	Zac Seljaas vs. Creighton, 03/22/2016	5
	TJ Haws at Gonzaga, 02/25/2007	5
	Caleb Lohmer at Pacific, 02/18/2021	5
	Kanon Catchings vs. Ole Miss, 11/28/2024	5

3-Point Field Goal Attempts

Rk	Name vs. Opponent, Date	3FGA
1	Mike Rose vs. Southern Utah, 11/21/2003	13
2	TJ Haws at San Diego, 01/14/2017	12
3	Kanon Catchings vs. Central Arkansas, 11/05/2024	11
4	Zac Seljaas vs. Santa Clara, 01/07/2016	10
	Zac Seljaas vs. San Francisco, 01/09/2016	10
	Kanon Catchings vs. Ole Miss, 11/28/2024	10

Assists

Rk	Name vs. Opponent, Date	Ast
1	Danny Ainge vs. Long Beach State, 11/28/1977	13
	Scott Sinek vs. Utah State, 12/26/1981	12
3	Danny Ainge vs. Utah State, 01/07/1978	12
4	Marty Haws at Iowa, 12/09/1986	11
	Matt Montague at Weber State, 12/04/1996	11
	Matt Carlino vs. Buffalo, 12/20/2011	11
	Egor Demin vs. Central Arkansas, 11/05/2024	11

INDIVIDUAL GAME RECORDS - 1ST HALF

3-Point Field Goal Made, No Misses

Rk	Name vs. Opponent, Date	3FG
1	Jonathan Tavernari (Sr.) vs. Air Force, 02/13/2010	5
	Anson Winder (Fr.) vs. Buffalo, 12/20/2011	5
	Jaxson Robinson (So.) vs. Westminster, 11/29/2022	5
4	Todd Christensen (So.) vs. San Diego State, 02/13/1999	4
	Austin Ainge (Sr.) at Air Force, 02/27/2007	4
	Sam Burgess (Sr.) vs. Idaho State, 11/14/2007	4
	Trevin Knell (Sr.) vs. Queens, 11/13/2024	4

INDIVIDUAL GAME RECORDS - 2ND HALF

3-Point Field Goal Made

Rk	Name vs. Opponent, Date	3FG
1	Nathan Call (Jr.) vs. Utah, 03/02/1991	5
	Jonathan Tavernari (Fr.) at San Diego State, 02/24/2007	5
	Jimmer Fredette (Jr.) at New Mexico, 01/29/2011	5
	Matt Carlino (So.) vs. Baylor, 04/02/2013	5
	Chase Fischer (Sr.) vs. Belmont, 11/28/2015	5
	Zac Seljaas (Fr.) vs. Central Michigan, 12/18/2015	5
	Jake Toolson (Sr.) at Pacific, 01/23/2020	5
	Alex Barcello (Jr.) at Loyola Marymount, 02/13/2020	5
	Trevin Knell (Jr.) vs. Cincinnati, 01/06/2024	5
	Dawson Baker (Jr.) vs. Queens, 11/13/2024	5

INDIVIDUAL GAME RECORDS - EITHER HALF

3-Point Field Goal Made, No Misses

Rk	Name vs. Opponent, Date	3FG	Half
1	Nathan Call (Jr.) vs. Utah, 03/02/1991	5	2nd
	Jonathan Tavernari (Sr.) vs. Air Force, 02/13/2010	5	1st
	Anson Winder (Fr.) vs. Buffalo, 12/20/2011	5	1st
	Alex Barcello (Jr.) at Loyola Marymount, 02/13/2020	5	2nd
	Jaxson Robinson (So.) vs. Westminster, 11/29/2022	5	1st
4	Bryon Ruffner (Jr.) vs. Mississippi State, 12/02/1995	4	2nd
	Danny Bower (Jr.) vs. Wyoming, 01/15/1998	4	2nd
	Todd Christensen (So.) vs. San Diego State, 02/13/1999	4	1st
	Terrell Lyday (Jr.) at South Alabama, 12/21/1999	4	2nd
	Terrell Lyday (Jr.) vs. Bowling Green, 03/15/2000	4	2nd
	Trent Whiting (Sr.) vs. Boise State, 12/21/2000	4	2nd
	Terrell Lyday (Sr.) vs. Air Force, 03/08/2001	4	2nd
	Brock Reichner (Sr.) at Utah State, 12/22/2005	4	2nd
	Austin Ainge (Sr.) at Air Force, 02/27/2007	4	1st
	Sam Burgess (Sr.) vs. Idaho State, 11/14/2007	4	1st
	Charles Abouo (Sr.) vs. Nevada, 11/25/2011	4	2nd
	Nick Emery (Jr.) vs. Loyola Marymount, 02/02/2019	4	2nd
	Trevin Knell (Sr.) vs. Queens, 11/13/2024	4	1st

OFF THE BENCH RECORDS

Points

Rk	Name vs. Opponent, Date	Pts
1	Kari Liimo vs. Saint Francis, 02/01/1969	34
	Michael Smith vs. Pittsburgh, 12/23/1986	34
3	Kari Liimo vs. Arizona, 02/15/1969	31
4	Bob Quinney vs. Creighton, 12/28/1964	30
	Matt Carlino vs. Portland, 02/22/2014	30
6	Jim Eakins vs. Loyola, 12/20/1966	29
	Paul Ruffner vs. UTEP, 01/31/1970	29
	Russell Larson vs. Utah State, 12/13/1991	29
	Fousseyni Traore vs. Idaho, 11/16/2024	29

Field Goal Percentage*

Rk	Name vs. Opponent, Date	FG	FGA	Pct
1	Fousseyni Traore vs. Idaho, 11/16/2024	11	12	.917
2	Jared Jensen at New Mexico, 02/19/2005	9	10	.900

*Minimum 10 Field Goal Attempts

BYU DEBUT RECORDS

Points Scored

Rk	Name vs. Opponent, Date	Pts
1	Bryon Ruffner (Jr.) vs. Boise State, 11/25/1995	28
2	Mike Gardner (So.) at Oregon, 11/30/1962	26
	Mike Rose (Fr.) vs. Southern Utah, 11/21/2003	26
4	Paul Ruffner (Jr.) vs. USC, 11/30/1968	25
5	Shawn Bradley (Fr.) vs. East Tennessee State, 11/14/1990	23
6	Trent Whiting (Sr.) vs. Utah State, 12/16/2000	22
7	Scott Warner (So.) at Denver, 12/02/1967	21
	Russell Larson (Fr.) at Utah State, 11/26/1991	21
9	TJ Haws (Fr.) vs. Princeton, 11/14/2016	20
10	Matt Carlino (Fr.) vs. Baylor, 12/17/2011	18
	Egor Demin (Fr.) vs. Central Arkansas, 11/05/2024	18

Field Goals Made

Rk	Name vs. Opponent, Date	FG
1	Paul Ruffner (Jr.) vs. USC, 11/30/1968	12
2	Bryon Ruffner (Jr.) vs. Boise State, 11/25/1995	11
	Mike Gardner (So.) at Oregon, 11/30/1962	11
4	Mike Rose (Fr.) vs. Southern Utah, 11/21/2003	9
	Scott Warner (So.) at Denver, 12/02/1967	9
6	Shawn Bradley (Fr.) vs. East Tennessee State, 11/15/1990	8
	Russell Larson (Fr.) at Utah State, 11/26/1991	8
8	Keith Rice (Jr.) at UCLA, 11/26/1977	7
	Averian Parrish (Jr.) vs. Washington State, 11/30/1965	7
	Trent Whiting (Sr.) vs. Utah State, 12/16/2000	7
	Mike Hall (Jr.) vs. Southern Utah, 11/21/2003	7
	Matt Carlino (Fr.) vs. Baylor, 12/17/2011	7
	Alex Barcello (Jr.) vs. Cal State Fullerton, 11/05/2019	7
	Egor Demin (Fr.) vs. Central Arkansas, 11/05/2024	7

3-Point Field Goals Made

Rk	Name vs. Opponent, Date	3FG
1	Mike Rose (Fr.) vs. Southern Utah, 11/21/2003	8
2	Trent Whiting (Sr.) vs. Utah State, 12/16/2000	4
	Matt Carlino (Fr.) vs. Baylor, 12/17/2011	4
	Chase Fischer (Jr.) vs. Long Beach State, 11/14/2014	4
	Kanon Catchings (Fr.) vs. Central Arkansas, 11/05/2024	4
	Egor Demin (Fr.) vs. Central Arkansas, 11/05/2024	4

3-Point Field Goals Attempted

Rk	Name vs. Opponent, Date	3FGA
1	Mike Rose (Fr.) vs. Southern Utah, 11/21/2003	13
2	Kanon Catchings (Fr.) vs. Central Arkansas, 11/05/2024	11
3	Matt Carlino (Fr.) vs. Baylor, 12/17/2011	8
	Chase Fischer (Jr.) vs. Long Beach State, 11/14/2014	8
5	Trent Whiting (Sr.) vs. Utah State, 12/16/2000	7
	Egor Demin (Fr.) vs. Central Arkansas, 11/05/2024	7

3-Point Field Goal Percentage*

Rk	Name vs. Opponent, Date	3FG	3FGA	Pct
1	Ricky Bower (Jr.) vs. Toledo, 11/22/2002	2	2	1.000
2	Alex Barcello (Jr.) vs. Cal State Fullerton, 11/05/2019	3	4	.750
3	Fernando Malamian (Fr.) vs. LMU, 11/18/2005	2	3	.667
	McKay Cannon (Jr.) at Utah Valley, 11/29/2017	2	3	.667
5	Mike Rose (Fr.) vs. Southern Utah, 11/21/2003	8	13	.615
6	Trent Whiting (Sr.) vs. Utah State, 12/16/2000	4	7	.571
	Egor Demin (Fr.) vs. Central Arkansas, 11/05/2024	4	7	.571

*Minimum 2 3FG Made

Rebounds

Rk	Name vs. Opponent, Date	Reb
1	Kyle Davis (Jr.) vs. Utah Valley, 11/13/2015	20
2	Paul Ruffner (Jr.) vs. USC, 11/30/1968	16
3	Shawn Bradley (Fr.) vs. East Tennessee State, 11/14/1990	14
4	Russell Larson (Fr.) at Utah State, 11/26/1991	12
	John Fairchild (Jr.) at UCLA, 12/06/1963	12
6	Brian Ambrozich (Jr.) vs. Kansas State, 12/03/1971	11
	Michael Smith (Fr.) at Utah State, 11/26/1983	11
8	Mark Handy (Fr.) vs. Weber State, 11/30/1973	10
	Keith Rice (Jr.) at UCLA, 11/26/1977	10
	Bryon Ruffner (Jr.) vs. Boise State, 11/25/1995	10
	Keena Young (So.) vs. North Carolina, 11/22/2004	10
	Keba Keita (Jr.) vs. Central Arkansas, 11/05/2024	10

Offensive Rebounds

Rk	Name vs. Opponent, Date	OReb
1	Russell Larson (Fr.) at Utah State, 11/26/1991	7
2	Bryon Ruffner (Jr.) vs. Boise State, 11/25/1995	6
3	Mike Hall (Jr.) vs. Southern Utah, 11/21/2003	5
	Keena Young (So.) vs. North Carolina, 11/22/2004	5
5	Nathan Cooper (Jr.) vs. Boise State, 11/25/1995	4
	Keba Keita (Jr.) vs. Central Arkansas, 11/05/2024	4

Assists

Rk	Name vs. Opponent, Date	Ast
1	Egor Demin (Fr.) vs. Central Arkansas, 11/05/2024	11
2	Mike May (Jr.) vs. Idaho State, 11/26/1976	10

Blocks

Rk	Name vs. Opponent, Date	Blk
1	Shawn Bradley (Fr.) vs. East Tennessee State, 11/14/1990	5
2	Russell Larson (Fr.) at Utah State, 11/26/1991	3
	Eric Mika (Fr.) vs. Weber State, 11/08/2013	3
	Fousseyni Traore (Fr.) vs. Cleveland State, 11/09/2021	3
	Kanon Catchings (Fr.) vs. Central Arkansas, 11/05/2024	3
6	Fred Roberts (Fr.) vs. Hawaii, 11/24/1978	2
	Gavin McGregor (So.) vs. Portland, 11/22/2006	2
	Kyle Davis (Jr.) vs. Utah Valley, 11/13/2015	2
	Connor Harding (Fr.) at Nevada, 11/06/2018	2
	Mihailo Boskovic (Jr.) vs. Central Arkansas, 11/05/2024	2

Steals

Rk	Name vs. Opponent, Date	Stl
1	Brian Hamilton (Jr.) at San Diego State, 11/14/1997	5
2	Egor Demin (Fr.) vs. Central Arkansas, 11/05/2024	4

FRESHMAN INDIVIDUAL SEASON RECORDS

10-Assist Games

Rk	Name, Year	#
1	Randy Reid, 1992-93	3
2	Danny Ainge, 1977-78	2
	Matt Montague, 1996-97	2
4	Scott Sinek, 1981-82	1
	Marty Haws, 1986-87	1
	Shawn Opunui, 2001-02	1
	Matt Carlino, 2011-12	1
	Egor Demin, 2024-25	1

CONFERENCE CAREER RECORDS

Field Goal Percentage*

Rk	Name, Years	FG	FGA	Pct
1	Fousseyni Traore, 2021-present	216	350	.617
2	Gary Trost, 1987-88, 90-93	223	384	.581

*Minimum 100 FG Made

3-Point Field Goals Made

Rk	Name, Years	3FG
1	Jimmer Fredette, 2007-11	139
2	Jonathan Tavernari, 2006-10	133
3	TJ Haws, 2016-20	127
4	Jackson Emery, 2005-06, 08-11	105
5	Chase Fischer, 2014-16	101
6	Mark Bigelow, 1988-99, 01-04	97
7	Matt Carlin, 2011-14	88
	Alex Barcello, 2019-22	88
9	Zac Seljaas, 2015-16, 17-20	75
10	Trevin Knell, 2019-present	74

Assists Per Game*

Rk	Name, Years	G	Ast	Avg
1	Kyle Collinsworth, 2010-11, 13-16	68	354	5.2
2	TJ Haws, 2016-20	68	327	4.8
3	Matt Carlino, 2011-13	50	228	4.6
4	Danny Ainge, 1977-81	55	242	4.4
5	Dallin Hall, 2022-present	34	146	4.3
6	Nathan Call, 1986-88, 90-92	63	261	4.1
7	Matt Montague, 1996-97, 99-02	58	237	4.09
8	Scott Runia, 1976-80	53	215	4.06
9	Marty Perry, 1982-85	47	174	3.70
10	Robbie Reid, 1993-95	36	133	3.69

*Minimum 20 Games Played

Assist-to-Turnover Ratio*

Rk	Name, Years	A	TO	A:TO
1	Marty Perry, 1982-85	174	49	3.55:1
2	Scott Moon, 1989-91	51	17	3.00:1
3	Nathan Call, 1986-88, 90-92	261	95	2.75:1
4	Gifford Nielsen, 1973-75	51	19	2.68:1
5	Ben Murdoch, 2006-08	79	30	2.63:1
6	Jackson Emery, 2005-06, 08-11	142	59	2.41:1
7	Dallin Hall, 2022-present	146	61	2.39:1
8	Chris Kiechewich, 1982-85	144	65	2.22:1
9	Jake Toolson, 2014-15, 19-20	67	31	2.16:1
10	Scott Runia, 1976-80	215	100	2.15:1

*Minimum 20 Games Played and 2.0 APG

Offensive Rebounds

Rk	Name, Years	G	OReb	Avg
1	Kyle Collinsworth, 2010-11, 13-16	68	161	2.4
2	Kenneth Roberts, 1990-1, 93-96	70	158	2.3
3	Nate Austin, 2011-16	68	148	2.2
4	Yoneli Childs, 2016-20	63	128	2.0
5	Russell Larson, 1991-95	70	127	1.8
6	Trent Plaisted, 2004-08	48	118	2.5
7	Gary Trost, 1987-88, 90-93	55	114	2.1
8	Fousseyni Traore, 2021-present	59	113	1.9

COUGARS IN THE RECORD BOOK

CONFERENCE TOURNAMENT
CAREER RECORDS

Field Goal Percentage

Rk	Name, Years	FG	FGA	Pct
1	Fousseyini Traore, 2021-present	33	49	.673
2	Corbin Kautkus, 2016-17	10	15	.667

Rebounds

Rk	Name, Years	G	Reb	Avg
1	Kyle Collinsworth, 2010-11, 13-16	11	108	9.8
2	Lee Cummmard, 2005-09	9	55	6.1
3	Gary Trost, 1987-88, 90-93	8	54	6.8
	Fousseyini Traore, 2021-present	7	54	7.7

Rebounds Per Game*

Rk	Name, Years	G	Reb	Avg
1	Shawn Bradley, 1990-91	3	34	11.33
2	Rafael Araujo, 2002-24	4	45	11.25
3	Kyle Collinsworth, 2010-11, 13-16	11	108	9.8
4	Caleb Lohmer, 2020-22	4	38	9.5
5	Eric Mika, 2013-14, 16-17	5	39	7.8
6	Tom Gnetting, 1984-87	4	31	7.75
7	Fousseyini Traore, 2021-present	7	54	7.71

*Minimum 5 Games Played or 30 Rebounds

Double-Doubles

Rk	Name, Years	#
1	Kyle Collinsworth, 2010-11, 13-16	4
	Fousseyini Traore, 2021-present	4

MARRIOTT CENTER RECORDS

Field Goal Percentage*

Rk	Name vs. Opponent, Date	FG	FGA	Pct
1	Scott Runia vs. Wyoming, 02/11/1978	11	12	.917
	Devin Durrant vs. Saint Mary's, 12/10/1983	11	12	.917
	Fousseyini Traore vs. Idaho, 11/16/2024	11	12	.917

*Minimum 10 Field Goal Attempts

3-Point Field Goals Made

Rk	Name vs. Opponent, Date	3FG
1	Trevin Knell vs. Cincinnati, 01/06/2024	9
2	Mike Rose vs. Southern Utah, 11/21/2003	8
	Mike Rose vs. UNLV, 02/03/2007	8
	Matt Carlino vs. Portland State, 02/22/2014	8
	Jaxson Robinson vs. Denver, 12/13/2023	8

TEAM GAME RECORDS

3-Point Field Goals

Rk	Opponent, Date	3FG
1	vs. Westminster, 11/29/2022	19
2	vs. Westminster, 11/25/2020	18
	at Loyola Marymount, 02/13/2020	18
4	vs. Chaminade, 11/25/2014	17
	vs. Virginia Tech, 11/27/2019	17
	vs. Pepperdine, 01/30/2020	17
7	at Weber State, 12/18/2021	16
	vs. Northern Iowa, 03/19/2022	16
	vs. Bellarmine, 12/22/23	16
10	vs. UNLV, 02/03/2007	15
	at Air Force, 02/09/2021	15
	vs. Longwood, 11/18/2011	15
	vs. Eastern Kentucky, 11/29/2014	15
	at San Francisco, 01/03/2015	15
	vs. Santa Clara, 01/31/2015	15
	vs. Ole Miss, 03/17/2015	15
	vs. Portland, 01/11/2020	15
	at Pepperdine, 02/12/2022	15
	vs. Houston Christian, 11/06/2023	15
	vs. Southeastern Louisiana, 11/15/2023	15
	vs. Georgia State, 12/16/2023	15
	vs. Central Arkansas, 11/05/2024	15
	vs. Queens, 11/13/2024	15

3-Point Field Goal Attempts

Rk	Opponent, Date	3FGA
1	vs. Cincinnati, 01/06/2023	46
2	vs. Central Arkansas, 11/05/2024	44
3	vs. Houston Christian, 11/06/2023	43
4	at Loyola Marymount, 02/13/2020	40
5	vs. Westminster, 11/25/2020	39
	vs. Bellarmine, 12/22/2023	39
	at Texas Tech, 01/20/2024	39
8	vs. Georgia State, 12/16/2023	38
	vs. Houston, 01/23/2024	38
10	vs. Westminster, 11/29/2022	37
	vs. Florida, 03/24/2011	37
	vs. Nevada, 12/10/19	37
	vs. Northern Iowa, 03/19/2022	37
	vs. Denver, 12/13/2023	37

NCAA DI ACTIVE CAREER LEADERS*

*As of Monday December 2, 2024

Total Points*

Rk	Name, School	GP	Pts
193	Fousseyini Traore, BYU	99	1,119
216	Dawson Baker, BYU	90	1,089

*Minimum 1,000 points

Field Goal Percentage*

Rk	Name, School	FG	FGA	Pct
20	Fousseyini Traore, BYU	439	717	.612

*Minimum 240 Field Goals Made

3-Point Field Goals Made

Rk	Name, School	GP	3FG
97	Trevin Knell, BYU	121	178

Assists*

Rk	Name, School	GP	Ast
109	Dallin Hall, BYU	71	292

*Minimum 200 assists

Assists Per Game*

Rk	Name, School	GP	Ast	Avg
39	Dallin Hall, BYU	71	292	4.11

*Minimum 150 assists

Rebounds*

Rk	Name, School	GP	Reb
34	Fousseyini Traore, BYU	99	730

*Minimum 100 rebounds

Double-Doubles

Rk	Name, School	GP	Dbl-Dbl
27	Fousseyini Traore, BYU	99	20



GAME 1

Central Ark. - 50

Record: 0-1

NO. Name	Min	FG M-A	3P M-A	FT M-A	Rebounds OR DR TOT	Fouls PF FD	TP	AS	TO	ST	Blocks BS BA	+/-
0 Ubong Abasi Etim	F 16:14	0-1	0-0	0-0	1 3 4	2 2 0	0	0	0	0	0	-16
23 Diogo Seixas	F 22:34	1-4	1-3	0-0	0 1 1	1 2 3	4	1	0	0	0	-20
3 Brayden Fagbemi	G 34:09	3-10	1-6	1-2	0 3 3	1 2 8	7	6	1	0	2	-35
25 Elias Cato	G 30:22	9-13	3-6	0-0	0 3 3	1 1 21	1	4	0	1	1	-29
32 Layne Taylor	G 28:29	2-10	1-7	0-0	1 1 2	1 1 5	0	1	3	0	1	-28
4 Nehemiah Turner	G 22:32	2-6	0-1	1-6	4 7 11	2 3 5	2	2	1	1	3	-13
13 Ben Fox	10:16	0-1	0-1	1-3	0 0 0	0 1 1	1	0	0	0	0	-1
24 Cole McCormick	09:38	1-2	0-1	0-0	0 0 0	1 0 2	0	1	0	0	0	-9
41 Michael Elbagharu	10:52	1-3	1-3	2-2	0 1 1	0 1 5	0	1	0	0	0	-5
12 Ty Robinson	13:39	0-6	0-3	0-0	2 1 3	0 0 0	0	0	1	0	0	-25
1 Jabari West	01:15	0-0	0-0	0-0	0 0 0	1 0 0	0	0	0	0	0	-9
Team					3 1 4		0	1				
Totals		19-56	7-31	5-13	11 21 32	10 13 50	14	18	5	2	8	-38

Technical Fouls: NONE

Shooting By Period
1 st FG% 8-29 27.6%
3PT% 3-17 17.6%
FT% 4-7 57.1%
2 nd FG% 11-27 40.7%
3PT% 4-14 28.6%
FT% 1-6 16.7%
GM FG% 19-56 33.9%
3PT% 7-31 22.6%
FT% 5-13 38.5%
Dead Ball Rebounds: 5, 0

GAME 2

UC Riverside - 80

Record: 0-2

NO. Name	Min	FG M-A	3P M-A	FT M-A	Rebounds OR DR TOT	Fouls PF FD	TP	AS	TO	ST	Blocks BS BA	+/-
2 Kaleb Smith	F 28:20	4-9	3-7	9-10	0 4 4	0 5 20	0	3	0	0	1	-9
4 Rikus Schulte	F 11:37	1-1	0-0	0-0	0 1 1	2 1 2	1	0	0	0	0	1
10 Nyi Olabode	F 15:00	1-4	1-2	0-0	0 4 4	3 0 3	1	0	1	0	1	-7
11 Nate Pickens	G 30:39	6-10	3-4	3-5	0 2 2	3 4 18	2	2	2	1	1	-5
24 Barrington Hargress	G 29:21	6-19	2-8	2-2	0 1 1	4 11 16	5	0	1	0	2	-14
21 Joel Amstrading	24:23	1-2	0-0	2-2	2 6 8	4 2 4	0	2	2	0	0	-2
3 Isaiah Moses	33:10	6-10	2-5	2-2	0 2 2	1 3 16	3	1	2	0	1	4
22 Luke Turner	03:50	0-2	0-2	0-0	0 0 0	0 0 0	0	0	0	0	0	2
12 Jack Whitbourn	10:21	0-1	0-0	1-2	1 2 3	1 4 1	0	0	0	0	0	-2
1 Gavin Davis	06:57	0-0	0-0	0-0	0 0 0	3 0 0	0	1	3	0	0	4
7 Parker Strauss	06:21	0-0	0-0	0-0	0 1 1	1 0 0	0	1	0	0	0	-2
Team					3 2 5		0	0				
Totals		25-58	11-28	19-23	6 25 31	22 20 80	13	12	8	1	7	-6

Technical Fouls: NONE

Shooting By Period
1 st FG% 10-25 40.0%
3PT% 6-13 46.2%
FT% 7-8 87.5%
2 nd FG% 15-33 45.5%
3PT% 5-15 33.3%
FT% 12-15 80%
GM FG% 25-58 43.1%
3PT% 11-28 39.3%
FT% 19-23 82.6%
Dead Ball Rebounds: 3, 0

BYU - 88

Record: 1-0

NO. Name	Min	FG M-A	3P M-A	FT M-A	Rebounds OR DR TOT	Fouls PF FD	TP	AS	TO	ST	Blocks BS BA	+/-
6 Kanon Catchings	F 25:58	6-13	4-11	1-2	0 3 3	0 1 17	1	2	1	3	0	32
13 Keba Keita	C 17:34	2-2	0-0	2-2	4 6 10	3 1 6	0	2	1	1	0	16
3 Egor Demin	G 30:46	7-13	4-7	0-1	0 4 4	1 1 18	11	2	4	0	0	35
15 Richie Saunders	G 25:50	6-11	3-7	1-2	3 5 8	0 4 16	2	0	1	0	0	20
21 Trevin Knell	G 20:47	2-6	2-6	2-2	0 4 2	2 1 8	1	0	1	0	0	1
0 Mawot Mag	12:52	1-4	1-2	0-0	2 0 2	2 0 3	1	1	1	0	0	1
45 Fousseyni Traore	18:40	3-5	0-0	0-0	4 2 6	2 0 6	0	0	0	2	1	24
2 Elijah Crawford	11:40	1-4	0-2	0-0	3 1 4	3 0 2	2	1	1	0	0	1
25 Dawson Baker	17:10	0-7	0-6	1-2	0 0 0	0 2 1	1	2	0	0	0	14
5 Mihailo Boskovic	18:43	5-7	1-3	0-0	1 2 3	0 0 11	2	2	1	2	0	20
Team					3 2 5		0	1				
Totals		33-72	15-44	7-11	20 29 49	13 10 88	21	11	11	8	2	38

Technical Fouls: NONE

Shooting By Period
1 st FG% 18-40 45.0%
3PT% 7-23 30.4%
FT% 3-5 60%
2 nd FG% 15-32 46.9%
3PT% 8-21 38.1%
FT% 4-6 66.7%
GM FG% 33-72 45.8%
3PT% 15-44 34.1%
FT% 7-11 63.6%
Dead Ball Rebounds: 2, 0

BYU - 86

Record: 2-0

NO. Name	Min	FG M-A	3P M-A	FT M-A	Rebounds OR DR TOT	Fouls PF FD	TP	AS	TO	ST	Blocks BS BA	+/-
6 Kanon Catchings	F 26:56	4-11	1-6	0-0	1 4 5	2 0 9	0	1	1	2	0	16
13 Keba Keita	C 18:54	5-6	0-0	4-8	2 8 10	3 4 14	2	1	1	1	0	16
3 Egor Demin	G 31:42	8-11	2-5	2-6	1 4 5	1 5 20	7	2	0	0	0	12
15 Richie Saunders	G 32:18	5-11	1-2	1-2	1 5 6	4 3 12	2	1	1	0	1	1
21 Trevin Knell	G 23:18	1-7	1-6	1-2	0 2 2	1 1 4	0	0	2	0	0	12
5 Mihailo Boskovic	16:19	1-2	0-1	2-2	0 1 1	4 1 4	0	1	1	1	0	-5
45 Fousseyni Traore	20:22	6-8	0-1	1-2	5 1 6	2 2 13	2	1	0	2	0	-11
2 Elijah Crawford	08:18	0-2	0-0	0-0	0 1 1	1 0 0	0	2	0	0	1	-6
25 Dawson Baker	17:59	2-3	1-1	3-4	0 0 0	1 6 8	2	1	1	0	0	1
0 Mawot Mag	03:55	1-1	0-0	0-0	0 0 0	1 0 2	0	0	0	0	0	-6
Team					1 2 3		0	0				
Totals		33-62	6-22	14-26	11 28 39	20 22 86	15	10	7	7	1	6

Technical Fouls: NONE

Shooting By Period
1 st FG% 16-31 51.6%
3PT% 2-11 18.2%
FT% 6-12 50%
2 nd FG% 17-31 54.8%
3PT% 4-11 36.4%
FT% 8-14 57.1%
GM FG% 33-62 53.2%
3PT% 6-22 27.3%
FT% 14-26 53.8%
Dead Ball Rebounds: 5, 0

	UCA	BYU
Biggest lead	0 (1 st 20:00)	41 (2 nd 1:56)
Best Scoring Run	5 (1 st 16:17)	11 (1 st 7:31)
Lead Changes	0	
Times Tied	1	
Time with Lead	00:00	39:40

Points from	UCA	BYU
Turnovers	8	24
Paint	16	36
Second Chance	2	23
Fast Breaks	1	12
Bench	13	23

Period by Period Scoring			
	1st	2nd	TOT
UCA	23	27	50
BYU	46	42	88

	UCR	BYU
Biggest lead	0 (1 st 20:00)	17 (2 nd 13:33)
Best Scoring Run	9 (1 st 11:09)	11 (2 nd 18:02)
Lead Changes	0	
Times Tied	2	
Time with Lead	00:00	38:55

Points from	UCR	BYU
Turnovers	12	15
Paint	14	48
Second Chance	7	17
Fast Breaks	8	7
Bench	21	27

Period by Period Scoring			
	1st	2nd	TOT
UCR	33	47	80
BYU	40	46	86

GAME 3

Queens (NC) - 55

Record: 2-2

NO. Name	Min	FG M-A	3P M-A	FT M-A	Rebounds OR DR TOT	Fouls PF FD	TP	AS	TO	ST	Blocks BS BA	+/-
23 Leo Colimero	F 18:14	0-3	0-0	0-0	1 5 6	2 0 0	2	1	0	1	0	-34
24 Yoav Berman	F 24:18	4-8	3-5	0-0	0 3 3	1 1 11	1	1	0	0	1	-29
32 Malcolm Wilson	C 28:49	3-4	0-0	0-0	4 4 0	0 6 1	1	3	0	3	0	-37
10 Bryce Cash	G 18:47	2-6	2-4	0-2	0 4 0	0 1 1	6	1	2	0	1	-24
11 Chris Ashty	G 19:09	0-6	0-0	0-0	1 1 1	1 0 0	2	1	0	0	0	-24
3 Kalib Mathews	13:03	1-2	1-2	0-0	0 1 1	3 0 3	1	3	0	0	0	-11
22 Jaxon Pollard	21:57	2-10	0-5	2-2	0 0 0	3 1 6	2	0	0	0	0	-25
1 Nasir Mann	16:36	1-5	0-2	1-4	1 1 2	0 2 3	3	1	0	0	0	-21
20 Asjon Anderson	12:31	2-4	2-3	1-2	0 0 0	0 2 7	1	3	1	0	0	-17
9 Maban Jabriel	14:49	3-4	3-3	0-0	0 2 2	0 0 9	1	1	1	2	0	-3
2 DJ Shine	06:05	2-5	0-0	0-0	0 1 1	0 4 0	0	0	0	0	0	-1
6 Sawyer Mayhugh	02:51	0-1	0-0	0-0	0 0 0	0 0 0	0	0	0	0	1	3
15 Jordon Nevill	02:51	0-0	0-0	0-0	0 0 0	0 0 0	0	0	0	0	0	3
Team					1 1 2		0	0				
Totals		20-58	11-30	4-10	3 19 22	11 7 55	13	15	4	6	5	-44

Technical Fouls: NONE

Shooting By Period
1 st FG% 10-31 32.0%
3PT% 7-18 38.9%
FT% 1-4 25%
2 nd FG% 11-28 39.3%
3PT% 4-12 33.3%
FT% 3-6 50%
GM FG% 20-58 34.5%
3PT% 11-30 36.7%
FT% 4-10 40.0%
Dead Ball Rebounds: 3, 0

Idaho - 71

Record: 1-3

NO. Name		Min	FG M-A	3P M-A	FT M-A	Rebounds OR DR TOT	Fouls PF FD	TP	AS	TO	ST	Blocks BS BA	+/-
0 Julius Mims	F	23:51	5-7	1-2	3-5	0 6 6	3 3 14	1	1	1	1	0	-1
2 Tyler Mrus	F	36:17	5-12	4-8	3-5	0 2 2	0 3 17	0	3	0	0	3	-16
5 Isaiah Brickner	G	14:17	2-7	0-1	1-1	0 1 1	3 2 5	3	4	2	1	1	3
7 Jack Payne	G	24:22	1-3	1-2	0-0	1 2 3	3 1 3	2	0	1	0	2	-8
14 Kolton Mitchell	G	28:03	3-4	1-1	0-0	2 2 3	0 7 2	5	0	0	0	0	-10
10 Kristian Gonzalez		11:41	3-8	1-2	0-0	2 1 3	2 0 7	0	0	0	0	2	-13
3 Jojo Anderson		17:03	1-3	1-2	0-0	0 2 2	2 2 3	4	0	0	0	0	-18
34 Kyson Rose		15:12	2-2	2-2	0-0	0 0 0	3 0 6	0	2	0	0	0	-24
24 Miles Klapper		27:20	3-4	1-1	0-0	0 4 4	1 1 7	3	2	0	0	0	-25
11 Titus Yearout		00:57	0-1	0-0	0-0	0 0 0	0 0 0	0	0	0	0	0	1
15 Ewan Steele		00:57	1-1	0-0	0-0	0 0 0	0 0 2	0	0	0	0	0	1
Team						1 4 5	0	2					
Totals			26:52	12:21	7:11	4 24 28	20 12 71	15 19	4	1	8	-24	

GAME 5

Mississippi Val. - 43										Record: 1-5															
NO.	Name	Min	FG M-A	3P M-A	FT M-A	Rebounds OR DR TOT	Fouls PF FO	TP	AS	TO	ST	Blocks BS BA	+/-												
5	Walter Hamilton	F 20:47	4-9	0-0	2-2	4 2 6	2 1 0	10	0	3	0	0	-28												
15	Alvin Stredic	F 30:36	1-3	0-1	0-0	0 4 4	2 1 2	3	5	2	0	0	-30												
0	Arthur Tate	G 29:41	4-8	2-2	2-2	0 4 4	1 2 12	1	0	0	0	0	-29												
3	Donovan Sanders	G 34:27	6-13	0-2	2-2	0 1 1	1 4 14	3	2	2	0	0	-33												
14	George Ivory III	G 22:09	0-1	0-1	0-0	0 0 0	3 0 0	1	3	2	1	0	-15												
21	Jair Horton	10:08	0-2	0-1	0-0	2 2 1	1 1 0	0	0	0	0	0	-7												
1	Antonio Sisk	24:28	1-5	0-1	0-0	0 0 0	2 0 2	0	1	1	0	0	-38												
10	Greg Moore	06:05	1-1	0-0	0-2	0 1 1	1 2 0	0	1	0	0	0	-9												
22	Darrion Sallery	04:38	0-1	0-1	0-0	0 3 3	0 0 0	0	0	0	0	1	-7												
35	Johnathan Pace	00:20	0-0	0-0	0-0	0 0 0	0 0 0	0	0	1	1	0	0												
11	Markell Petro	09:52	0-0	0-0	0-0	0 0 0	2 0 0	0	0	0	0	0	-19												
12	Kendal Parker	04:46	0-2	0-1	1-2	0 1 1	0 1 0	1	0	0	0	0	-1												
25	Daniel Umoh	02:03	0-0	0-0	0-0	0 0 0	0 0 0	0	0	0	0	0	-2												
Team						1 0 1	0	1																	
Totals			17-45	2-10	7-10	5 18 23	15 11 43	8	17	8	2	3	-44												
													Shooting By Period												
													1 st FG 10-19 52.6%												
													3PT% 1-4 25.0%												
													FT% 6-8 75%												
													2 nd FG 7-26 26.9%												
													3PT% 1-6 16.7%												
													FT% 1-2 50%												
													GM FG% 17-45 37.8%												
													3PT% 2-10 20.0%												
													FT% 7-10 70.0%												
													Dead Ball Rebounds: 1,0												

Shooting By Period		
1 st FG%	10-19	52.6%
3PT%	1-4	25.0%
FT%	6-8	75%
2 nd FG%	7-26	26.9%
3PT%	1-6	16.7%
FT%	1-2	50%
GM FG%	17-45	37.8%
3PT%	2-10	20.0%
FT%	7-10	70.0%

Dead Ball Rebounds: 1.0

BYU - 87										Record: 5-0									
NO.	Name	Min	FG		3P	FT	Rebounds		Fouls		TP	AS	TO	ST	Blocks		+/-		
			M	A			OR	DR	PF	FO					BS	BA			
6	Kanon Catchings	F 24:12	5-10	2-6	2-3	2	1	3	0	2	14	3	1	1	1	0	20		
45	Fousseyni Traore	F 24:31	5-8	0-1	5-6	5	6	11	2	3	15	1	2	0	1	0	27		
3	Egor Demin	G 27:32	3-4	2-3	0	1	5	6	0	1	8	6	3	3	1	0	35		
15	Richie Saunders	G 19:03	3-7	1-4	0	0	0	0	2	1	7	2	0	2	0	0	17		
30	Dallin Hall	G 21:23	3-7	3-7	1-2	1	3	4	2	1	10	5	1	1	0	0	17		
0	Mawot Mag	G 10:41	1-3	0-1	2-2	0	0	0	3	1	4	0	0	0	0	0	21		
21	Trevin Knell	21:20	3-5	2-4	4-5	1	2	3	0	2	12	2	1	2	0	0	31		
25	Dawson Baker	19:48	5-7	0-2	0-0	0	0	0	1	1	10	2	0	2	0	0	28		
5	Mihailo Boskovic	13:04	2-4	0-2	0-1	0	5	5	0	2	4	0	0	1	0	1	16		
1	Trey Stewart	09:21	1-1	1-1	0-0	0	1	1	1	1	0	3	0	1	0	0	7		
2	Elijah Crawford	02:25	0-1	0-1	0-0	0	0	0	0	0	1	0	0	0	0	0	1		
4	Brody Kozlowski	01:40	0-0	0-0	0-0	0	0	0	0	0	0	0	0	0	0	0	0		
12	Townsend Triplett	01:40	0-0	0-0	0-0	0	0	0	0	0	0	0	0	0	0	0	0		
20	Max Triplett	01:40	0-1	0-0	0-0	1	1	2	0	0	0	0	0	0	0	0	0		
51	Jared McGregor	01:40	0-0	0-0	0-0	0	0	0	0	0	0	0	0	0	0	0	0		
Team						2	1	3			0	0							
Totals			31-58	11-32	14-19	13	25	38	11	15	87	21	9	12	3	2	44		
Technical Fouls:NONE																			

Shooting By Period		
1 st FG%	18-32	56.3%
3PT%	7-18	38.9%
FT%	12-17	70.6%
2 nd FG%	13-26	50.0%
3PT%	4-14	28.6%
FT%	2-2	100%
GM FG%	31-58	53.4%
3PT%	11-32	34.4%
FT%	14-19	73.7%

Dead Ball Rebounds: 1.0

	MVSU	BYU
Biggest lead	0 (1 st 20:00)	44 (2 nd 1:48)
Best Scoring Run	5(2 nd 10:58)	12(1 st 8:15)
Lead Changes	0	
Times Tied	0	
Time with Lead	00:00	39:40
Points from	MVSU	BYU
Turnovers	8	24
Paint	20	38
Second Chance	2	12
Fast Breaks	2	8
Bench	5	33
Period by Period Scoring		
1st	27	16
2nd	16	43
TOT		
BYU	55	32
87		

GAME 6

No.	Player	S	Pts	FG	3FG	FT	OR	DR	TR	PF	A	TO	Bk	St	Min	+/-
03	DEMIN, EGOR	G	16	5-13	2-9	4-7	0	3	3	2	4	5	1	1	37	-14
06	CATCHINGS, KANON	F	17	6-14	5-10	0-1	2	2	4	4	0	3	0	0	32	-8
13	KEITA, KEB A	C	0	0-0	0-0	0-0	1	6	7	3	3	0	0	0	18	-5
15	SAUNDERS, RICHIE	G	16	4-13	1-7	7-8	2	3	5	4	0	2	0	2	33	-13
30	HALL, DALLIN	G	2	1-3	0-2	0-0	1	0	1	3	4	0	0	1	29	-9
00	MAG, MAWOT	F	0	0-0	0-0	0-0	0	1	1	1	0	0	0	0	1	-2
01	STEWART, TREY	G	0	0-0	0-0	0-0	0	0	0	0	0	0	0	0	1	-1
02	CRAWFORD, ELLJAH	G	0	0-0	0-0	0-0	0	0	0	0	0	0	0	0	3	-3
05	BOSKOVIC, MIHA ILO	F	10	3-5	2-4	2-2	0	1	1	1	0	1	0	0	17	9
21	KNELL, TREVIN	G	8	2-6	2-5	2-2	1	1	2	4	1	0	0	0	20	-6
25	BAKER, DAWSON	G	0	0-2	0-1	0-0	1	3	4	4	0	1	0	0	10	2
45	TRAORE, FOUSSEYNI	F	16	5-8	0-0	6-6	2	4	6	3	3	3	1	1	24	-5
TEAM							1	2	3	0						
TOTALS			85	26-64	12-38	21-26	11	26	37	29	15	17	2	5	225	

Shooting By Period						Deadball Rebounds: 3.1
Period	FG	FG%	3FG	3FG%	FT	FT%
1st Half	12-27	44%	7-18	39%	11-12	92%
2nd Half	12-26	46%	4-11	36%	7-10	70%
3rd Half	2-11	18%	1-9	11%	3-4	75%
Game	26-64	40.6%	12-38	31.6%	21-26	80.8%

Last FG: 3rd-00:40

Biggest Run: 8-0

Largest Lead: By 10 at 1st-06:11

Technical Fouls: ROS BOSKOVIC, M (Class A) @ 2nd - 07:07;

Last FG: 3rd-00:40

Biggest Run: 8-0

Largest lead: By 10 at 1st-06:11

Technical Fouls: #05 BOSKOVIC,M (Class A) @ 2nd - 07:07;

Ole Miss 96

No.	Player	S	Pts	FG	3FG	FT	OR	DR	TR	PF	A	TO	Bk	St	Min	+/-
00	DIA, MALIK	F	5	2-6	0-2	1-2	0	5	5	2	0	0	0	0	16	-11
03	PEDULLA, SEAN	G	13	3-7	2-3	5-6	1	4	5	3	3	2	0	2	38	3
05	MURRAY, JAYLEN	G	28	10-14	3-4	5-5	1	4	5	1	5	2	0	1	39	19
11	MURRELL, MATTHEW	G	18	6-11	0-3	6-6	0	3	3	2	0	1	0	2	35	12
14	DAVIS, DRE	G	18	4-9	0-1	10-14	1	5	6	4	1	1	0	3	33	16
01	BROWN-JONES, MIKEAL	F	8	4-6	0-0	0-0	2	2	4	5	0	0	0	1	16	4
04	BRAKEFIELD, JAEMYN	F	4	1-7	0-1	2-3	2	4	6	2	2	1	0	0	21	12
07	BARNES, DAVON	G	2	1-4	0-3	0-0	0	0	0	1	0	2	0	1	18	-2
08	KLAFKE, EDUARDO	G	0	0-0	0-0	0-0	0	1	1	0	0	0	0	0	1	8
TEAM							3	1	4	0						
TOTALS			96	31-64	5-17	29-36	10	29	39	21	11	9	1	10	225	

Shooting By Period						Deadball Rebounds: 3.0
Period	FG	FG%	3FG	3FG%	FT	FT%
1st Half	17-34	50%	3-11	27%	2-4	50%
2nd Half	11-26	42%	2-6	33%	14-19	74%
3rd Half	3-4	75%	0-0	0%	13-13	100%
Game	31-64	48.4%	5-17	29.4%	29-36	80.6%

Last FG: 3rd-00:40

Biggest Run: 8-0

Largest lead: By 11 at 3rd-00:28

Technical Fouls: #14 DAVIS,D (Class A) @ 2nd - 07:07;

Game Notes:	Score	1st	2nd	3rd	TOT	Points	BYU	OM	
Officials: Marques Pettigrew, Brent Hampton, Owen Short	BYU	42	35	8	85	In the Paint	26	40	
Attendance: 4000	OM	39	38	19	96	Off Turns	13	23	
Start Time: 05:41 PM ET	BYU led for 17:46. OM led for 20:27.						2nd Chance	17	12
End Time: 08:35 PM ET	Game was tied for 6:48.						Fast Break	7	12
Game Duration: 2:53	Times tied: 9						Bench	34	14
Neutral Court;	Lead Changes: 6						Per Pass	1.076	1.215
								36/79	45/79

statistical reporting provided by stats broadcast

GAME 7

NC State 61

No.	Player	S	Pts	FG	3FG	FT	OR	DR	TR	PF	A	TO	Bk	St	Min	+/-
01	HUNTLEY-HATFIELD, BRANDC	F	4	2-8	0-2	0-0	4	5	9	2	1	3	2	0	27	-11
03	STYLES, DONTREZ	G	2	1-5	0-2	0-0	0	0	0	5	0	0	0	0	12	-17
05	PARKER, TREY	G	9	4-8	1-3	0-0	0	3	3	2	1	0	0	0	18	-2
08	TAYLOR, JAYDEN	G	16	4-10	4-7	4-7	0	5	5	1	1	4	1	2	30	-7
12	O'CONNELL, MICHAEL	G	16	6-11	2-4	2-2	0	0	0	1	1	0	0	0	36	-9
02	MCNEIL, JR.,PAUL	G	0	0-0	0-0	0-0	0	0	0	0	0	0	0	0	2	5
04	PASS, BREON	G	3	1-2	1-2	0-0	1	1	2	1	2	0	0	0	13	-9
06	HEARD, BRYCE	G	0	0-0	0-0	0-0	0	2	1	0	0	0	0	0	8	0
10	HILL, MARCUS	G	4	1-5	0-1	2-3	0	0	0	0	2	0	0	0	15	-2
11	PARKER, JR, DENNIS	G	3	1-3	1-2	0-0	0	2	2	1	0	0	0	0	20	-2
33	DIOUF, ISMAEL	F	0	0-1	0-0	0-0	0	0	0	1	0	0	0	0	3	-1
34	MIDDLEBROOKS, BEN	C	4	1-4	0-0	2-2	3	1	4	4	2	1	0	1	16	-1
	TEAM						1	5	6	0	0	0	0	0		
TOTALS			61	21-57	9-23	10-14	9	23	32	18	10	9	3	4	200	

2024-25 OVERALL STATS

Game Records

Record	Overall	Home	Away	Neutral
ALL GAMES	6-1	5-0	0-0	1-1
CONFERENCE	0-0	0-0	0-0	0-0
NON-CONFERENCE	6-1	5-0	0-0	1-1

Score by Periods

Team	1st	2nd	OT	TOT
BYU	313	291	8	612
Opponents	213	224	19	456

Team Box Score

No.	Player				Total		3-Point		F-Throw		Rebounds													
		GP-GS	MIN	AVG	FG-FGA	FG%	3FG-3FGA	3FG%	FT-FTA	FT%	OFF	DEF	TOT	AVG	PF	DQ	A	TO	BLK	STL	PTS	AVG		
3	DEMIN, Egor	7-7	210:59	30.1	37-65	.569	15-34	.441	11-19	.579	6	28	34	4.9	8	0	44	18	6	13	100	14.3		
15	SAUNDERS, Richie	7-7	189:07	27.0	35-71	.493	14-34	.412	13-19	.684	6	26	32	4.6	12	0	11	4	5	11	97	13.9		
45	TRAORE, Fousseyni	7-1	144:23	20.6	36-52	.692	0-2	.000	21-23	.913	25	30	55	7.9	14	0	14	8	7	3	93	13.3		
6	CATCHINGS, Kanon	7-7	181:55	26.0	29-74	.392	16-48	.333	7-15	.467	8	16	24	3.4	10	0	9	9	7	6	81	11.6		
21	KNELL, Trevin	7-4	144:24	20.6	18-44	.409	14-37	.378	13-15	.867	3	14	17	2.4	12	0	8	4	0	6	63	9.0		
25	BAKER, Dawson	7-0	122:12	17.5	20-45	.444	8-24	.333	4-6	.667	3	6	9	1.3	7	0	13	6	0	5	52	7.4		
30	HALL, Dallin	3-3	79:06	26.4	7-18	.389	5-15	.333	2-4	.500	3	7	10	3.3	5	0	12	4	0	3	21	7.0		
13	KEITA, Keba	6-6	113:02	18.8	16-25	.640	0-0	.000	9-20	.450	16	41	57	9.5	14	0	10	6	5	4	41	6.8		
5	BOSKOVIC, Mihailo	7-0	100:33	14.4	14-29	.483	5-16	.313	6-7	.857	3	11	14	2.0	7	0	4	9	3	5	39	5.6		
0	MAG, Mawot	6-0	52:48	8.8	6-14	.429	1-5	.200	4-5	.800	5	1	6	1.0	9	0	2	1	1	2	17	2.8		
1	STEWART, Trey	3-0	15:31	5.2	1-2	.500	1-2	.500	0-0	.000	1	1	2	0.7	2	0	0	1	0	0	3	1.0		
2	CRAWFORD, Elijah	6-0	51:18	8.5	2-10	.200	0-4	.000	1-3	.333	5	4	9	1.5	8	0	7	5	0	4	5	0.8		
51	MCGREGOR, Jared	2-0	03:15	1.6	0-2	.000	0-2	.000	0-0	.000	0	0	0	0.0	0	0	1	0	0	0	0	0.0		
12	TRIPPLE, Townsend	2-0	03:15	1.6	0-0	.000	0-0	.000	0-0	.000	0	0	0	0.0	0	0	0	0	1	0	0	0.0		
4	KOZLOWSKI, Brody	3-0	08:42	2.9	0-0	.000	0-0	.000	0-0	.000	0	1	1	0.3	1	0	0	0	0	1	0	0.0		
20	TRIPLETT, Max	2-0	04:31	2.3	0-1	.000	0-0	.000	0-0	.000	2	3	5	2.5	0	0	0	0	1	0	0	0.0		
Team											13	12	25				4							
Total		7	1425		221-452	.489	79-223	.354	91-136	.669	99	201	300	42.9	109	0	135	79	36	63	612	87.4		
Opponents		7	1425		159-390	.408	57-160	.356	81-117	.692	48	159	207	29.6	117	2	84	99	16	43	456	65.1		

Team Statistics

	BYU	OPP
Scoring	612	456
Points per game	87.4	65.1
Scoring margin	+22.3	-
Field goals-att	221-452	159-390
Field goal pct	.489	.408
3 point fg-att	79-223	57-160
3-point FG pct	.354	.356
3-pt FG made per game	11.3	8.1
Free throws-att	91-136	81-117
Free throw pct	.669	.692
F-Throws made per game	13.0	11.6
Rebounds	300	207
Rebounds per game	42.9	29.6
Rebounding margin	+13.3	-
Assists	135	84
Assists per game	19.3	12.0
Turnovers	79	99
Turnovers per game	11.3	14.1
Turnover margin	+2.9	-
Assist/turnover ratio	1.7	0.8
Steals	63	43
Steals per game	9.0	6.1
Blocks	36	16
Blocks per game	5.1	2.3
Winning streak	1	-
Home win streak	5	-
Attendance	84521	0
Home games-Avg/Game	5-16904	0-0
Neutral site-Avg/Game	-	2-4000

Team Results

Date	Opponent		Score	Att.
11/05/2024	Central Ark.	W	88-50	16941
11/08/2024	UC Riverside	W	86-80	17381
11/13/2024	Queens (NC)	W	99-55	16789
11/16/2024	Idaho	W	95-71	16456
11/23/2024	Mississippi Val.	W	87-43	16954
11/28/2024	vs Ole Miss	Lot	85-96	4000
11/29/2024	vs NC State	W	72-61	4000



2024-25 HOME STATS

Game Records

Record	Overall	Home	Away	Neutral
ALL GAMES	5-0	5-0	0-0	0-0
CONFERENCE	0-0	0-0	0-0	0-0
NON-CONFERENCE	5-0	5-0	0-0	0-0

Score by Periods

Team	1st	2nd	OT	TOT
BYU	233	222	0	455
Opponents	147	152	0	299

Team Box Score

No.	Player				Total		3-Point		F-Throw		Rebounds													
		GP-GS	MIN	AVG	FG-FGA	FG%	3FG-3FGA	3FG%	FT-FTA	FT%	OFF	DEF	TOT	AVG	PF	DQ	A	TO	BLK	STL	PTS	AVG		
3	DEMIN, Egor	5-5	146:49	29.4	29-45	.644	13-23	.565	5-10	.500	2	18	20	4.0	2	0	36	11	4	12	76	15.2		
15	SAUNDERS, Richie	5-5	128:45	25.7	27-51	.529	10-24	.417	4-9	.444	4	20	24	4.8	7	0	10	2	5	8	68	13.6		
45	TRAORE, Fousseyni	5-1	103:02	20.6	27-38	.711	0-2	.000	13-15	.867	21	23	44	8.8	9	0	10	4	6	2	67	13.4		
6	CATCHINGS, Kanon	5-5	124:45	24.9	21-55	.382	9-35	.257	6-12	.500	5	14	19	3.8	3	0	7	5	7	6	57	11.4		
30	HALL, Dallin	1-1	21:23	21.4	3-7	.429	3-7	.429	1-2	.500	1	3	4	4.0	2	0	5	1	0	1	10	10.0		
21	KNELL, Trevin	5-4	106:30	21.3	14-32	.438	11-27	.407	9-11	.818	2	11	13	2.6	6	0	5	4	0	5	48	9.6		
13	KEITA, Keba	4-4	72:25	18.1	14-20	.700	0-0	.000	7-16	.438	13	28	41	10.3	9	0	5	6	3	4	35	8.8		
25	BAKER, Dawson	5-0	91:45	18.4	16-32	.500	7-18	.389	4-6	.667	1	1	2	0.4	2	0	11	2	0	5	43	8.6		
5	BOSKOVIC, Mihailo	5-0	75:13	15.0	10-21	.476	2-11	.182	4-5	.800	1	10	11	2.2	5	0	4	5	3	5	26	5.2		
0	MAG, Mawot	5-0	51:57	10.4	6-14	.429	1-5	.200	4-5	.800	5	0	5	1.0	8	0	2	1	1	2	17	3.4		
1	STEWART, Trey	1-0	09:21	9.3	1-1	1.000	1-1	1.000	0-0	.000	0	1	1	1.0	1	0	0	1	0	0	3	3.0		
2	CRAWFORD, Elijah	5-0	48:23	9.7	2-10	.200	0-4	.000	1-3	.333	5	4	9	1.8	8	0	7	5	0	4	5	1.0		
51	MCGREGOR, Jared	2-0	03:15	1.6	0-2	.000	0-2	.000	0-0	.000	0	0	0	0.0	0	0	1	0	0	0	0	0.0		
12	TRIPPLE, Townsend	2-0	03:15	1.6	0-0	.000	0-0	.000	0-0	.000	0	0	0	0.0	0	0	0	0	1	0	0	0.0		
4	KOZLOWSKI, Brody	3-0	08:42	2.9	0-0	.000	0-0	.000	0-0	.000	0	1	1	0.3	1	0	0	0	0	1	0	0.0		
20	TRIPLETT, Max	2-0	04:31	2.3	0-1	.000	0-0	.000	0-0	.000	2	3	5	2.5	0	0	0	0	1	0	0	0.0		
Team											11	8	19					1						
Total		5	1000		170-329	.517	57-159	.358	58-94	.617	73	145	218	43.6	63	0	103	48	31	55	455	91.0		
Opponents		5	1000		107-269	.398	43-120	.358	42-67	.627	29	107	136	27.2	78	0	63	81	12	29	299	59.8		

Team Statistics

	BYU	OPP
Scoring	455	299
Points per game	91.0	59.8
Scoring margin	+31.2	-
Field goals-att	170-329	107-269
Field goal pct	.517	.398
3 point fg-att	57-159	43-120
3-point FG pct	.358	.358
3-pt FG made per game	11.4	8.6
Free throws-att	58-94	42-67
Free throw pct	.617	.627
F-Throws made per game	11.6	8.4
Rebounds	218	136
Rebounds per game	43.6	27.2
Rebounding margin	+16.4	-
Assists	103	63
Assists per game	20.6	12.6
Turnovers	48	81
Turnovers per game	9.6	16.2
Turnover margin	+6.6	-
Assist/turnover ratio	2.1	0.8
Steals	55	29
Steals per game	11.0	5.8
Blocks	31	12
Blocks per game	6.2	2.4
Winning streak	5	-
Home win streak	5	-
Attendance	84521	0
Home games-Avg/Game	5-16904	0-0
Neutral site-Avg/Game	-	0-0

Team Results

Date	Opponent		Score	Att.
11/05/2024	Central Ark.	W	88-50	16941
11/08/2024	UC Riverside	W	86-80	17381
11/13/2024	Queens (NC)	W	99-55	16789
11/16/2024	Idaho	W	95-71	16456
11/23/2024	Mississippi Val.	W	87-43	16954



2024-25 NEUTRAL STATS

Game Records

Record	Overall	Home	Away	Neutral
ALL GAMES	1-1	0-0	0-0	1-1
CONFERENCE	0-0	0-0	0-0	0-0
NON-CONFERENCE	1-1	0-0	0-0	1-1

Score by Periods

Team	1st	2nd	OT	TOT
BYU	80	69	8	157
Opponents	66	72	19	157

Team Box Score

No.	Player				Total		3-Point		F-Throw		Rebounds											
		GP-GS	MIN	AVG	FG-FGA	FG%	3FG-3FGA	3FG%	FT-FTA	FT%	OFF	DEF	TOT	AVG	PF	DQ	A	TO	BLK	STL	PTS	AVG
15	SAUNDERS, Richie	2-2	60:22	30.2	8-20	.400	4-10	.400	9-10	.900	2	6	8	4.0	5	0	1	2	0	3	29	14.5
45	TRAORE, Fousseyni	2-0	41:20	20.7	9-14	.643	0-0	.000	8-8	1.000	4	7	11	5.5	5	0	4	4	1	1	26	13.0
3	DEMIN, Egor	2-2	64:10	32.1	8-20	.400	2-11	.182	6-9	.667	4	10	14	7.0	6	0	8	7	2	1	24	12.0
6	CATCHINGS, Kanon	2-2	57:10	28.6	8-19	.421	7-13	.538	1-3	.333	3	2	5	2.5	7	0	2	4	0	0	24	12.0
21	KNELL, Trevin	2-0	37:54	19.0	4-12	.333	3-10	.300	4-4	1.000	1	3	4	2.0	6	0	3	0	0	1	15	7.5
5	BOSKOVIC, Mihailo	2-0	25:20	12.7	4-8	.500	3-5	.600	2-2	1.000	2	1	3	1.5	2	0	0	4	0	0	13	6.5
30	HALL, Dallin	2-2	57:43	28.9	4-11	.364	2-8	.250	1-2	.500	2	4	6	3.0	3	0	7	3	0	2	11	5.5
25	BAKER, Dawson	2-0	30:27	15.2	4-13	.308	1-6	.167	0-0	.000	2	5	7	3.5	5	0	2	4	0	0	9	4.5
13	KEITA, Keba	2-2	40:37	20.3	2-5	.400	0-0	.000	2-4	.500	3	13	16	8.0	5	0	5	0	2	0	6	3.0
0	MAG, Mawot	1-0	00:51	0.9	0-0	.000	0-0	.000	0-0	.000	0	1	1	1.0	1	0	0	0	0	0	0	0.0
1	STEWART, Trey	2-0	06:10	3.1	0-1	.000	0-1	.000	0-0	.000	1	0	1	0.5	1	0	0	0	0	0	0	0.0
2	CRAWFORD, Elijah	1-0	02:55	2.9	0-0	.000	0-0	.000	0-0	.000	0	0	0	0.0	0	0	0	0	0	0	0	0.0
Team											2	4	6					3				
Total		2	425		51-123	.415	22-64	.344	33-42	.786	26	56	82	41.0	46	0	32	31	5	8	157	78.5
Opponents		2	425		52-121	.430	14-40	.350	39-50	.780	19	52	71	35.5	39	2	21	18	4	14	157	78.5

Team Statistics

	BYU	OPP
Scoring	157	157
Points per game	78.5	78.5
Scoring margin	0.0	-
Field goals-att	51-123	52-121
Field goal pct	.415	.430
3 point fg-att	22-64	14-40
3-point FG pct	.344	.350
3-pt FG made per game	11.0	7.0
Free throws-att	33-42	39-50
Free throw pct	.786	.780
F-Throws made per game	16.5	19.5
Rebounds	82	71
Rebounds per game	41.0	35.5
Rebounding margin	+5.5	-
Assists	32	21
Assists per game	16.0	10.5
Turnovers	31	18
Turnovers per game	15.5	9.0
Turnover margin	-6.5	-
Assist/turnover ratio	1.0	1.2
Steals	8	14
Steals per game	4.0	7.0
Blocks	5	4
Blocks per game	2.5	2.0
Winning streak	1	-
Home win streak	0	-
Attendance	0	0
Home games-Avg/Game	0-0	0-0
Neutral site-Avg/Game	-	2-4000

Team Results

Date	Opponent		Score	Att.
11/28/2024	vs Ole Miss	Lot	85-96	4000
11/29/2024	vs NC State	W	72-61	4000



0

**MAWOT
MAG**Forward | 6-7 | Senior
Melbourne, Australia
Prolific Prep/Rutgers

muh-WIT

	PTS	REB	AST	FG%	3FG%	FT%	MIN
SEA	2.8	1.0	0.3	.429	.200	.800	8.8
PROV	0.0	0.0	0.0	.000	.000	.000	0.0
BIG 12	0.0	0.0	0.0	.000	.000	.000	0.0
CAR	5.3	3.0	0.7	.442	.260	.711	17.2

LAST GAME vs. No. 23 Ole Miss (Nov. 28, 2024)

PTS	REB	AST	STL	BLK	MIN
0	1	0	0	0	1

Played 13 minutes in BYU debut, finishing with three points, two rebounds, one steal and an assists... spent four seasons at Rutgers... appeared in 80 games including 41 starts... scored 440 points... shooting 44.3 percent from the field, 26.3 percent from three and 70.7 percent from the free throw line... scored in double figures 17 times (12-5) including nine times during his final season in New Jersey... recorded first and only double-double against Iowa on Jan. 6, 2024... finished with 24 points and 10 rebounds against the Hawkeyes, including a career-high five offensive rebounds... born in Sudan, then moved to Melbourne, Australia at two years old...

	PTS	REB	AST	STL	BLK	MIN
Season High	6	2 (2x)	1 (2x)	1 (2x)	1	15
Career High	24	10	4 (2x)	3 (3x)	2 (3x)	38

1

**TREY
STEWART**Guard | 6-2 | Senior
American Fork, Utah
American Fork High School

	PTS	REB	AST	FG%	3FG%	FT%	MIN
SEA	1.0	0.7	0.0	.500	.500	.000	5.2
PROV	0.0	0.0	0.0	.000	.000	.000	0.0
BIG 12	0.4	0.7	0.4	.400	.000	.000	5.0
CAR	1.6	1.3	0.9	.318	.177	.550	8.4

LAST GAME vs. NC State (Nov. 29, 2024)

PTS	REB	AST	STL	BLK	MIN
0	1	0	0	0	6

NABC Honors Court (2024)... Academic All-Big 12 First Team (2024)... WCC All-Academic Honorable Mention (2023)... WCC Commissioner's Honor Roll - Bronze (2022, 2023)... appeared in 64 games including four starts during three year career at BYU... appeared in 26 games as a junior including first career start in season opening win over Houston Christian... also scored a career-high 10 points against the Huskies... had three or more assists four times... multiple steals in three games including career-high three in win over Denver... owner of Default Happiness... has made custom clothing for Dwayne Wade, Jordan Clarkson, Puka Nacua...

	PTS	REB	AST	STL	BLK	MIN
Season High	3	1	0	0	0	9
Career High	10	6	8	4	2 (5x)	23

2

**ELIJAH
CRAWFORD**Guard | 6-2 | Freshman
Augusta, Georgia
Brewster Academy

	PTS	REB	AST	FG%	3FG%	FT%	MIN
SEA	0.8	1.5	1.2	.200	.000	.333	8.5
PROV	0.0	0.0	0.0	.000	.000	.000	0.0
BIG 12	0.0	0.0	0.0	.000	.000	.000	0.0
CAR	0.8	1.5	1.2	.200	.000	.333	8.5

LAST GAME vs. No. 23 Ole Miss (Nov. 28, 2024)

PTS	REB	AST	STL	BLK	MIN
0	0	0	0	0	3

Made collegiate debut in season opener against Central Arkansas... finished with two points, two assists and four rebounds... prepped at Brewster Academy... named MaxPreps.com New Hampshire Player of the Year as a senior... ranked No. 96 in ESPN 100... four-star recruit (247Sports, On3, ESPN)... averaged 12.0 points, 4.3 assists, 3.4 rebounds and 1.6 steals per game as a senior... shot 46.0 percent from the field, 40.0 percent from three and 90.0 percent from the free throw line... helped Augusta Christian win the state title as a sophomore... 15U EYBL Peach Jam Champion... cousin, Vontego Cummings, played at Pitta and overseas...

	PTS	REB	AST	STL	BLK	MIN
Season High	3	4 (2x)	4	2	0	16
Career High	3	4 (2x)	4	2	0	16

3

**EGOR
DEMIN**Guard | 6-9 | Freshman
Moscow, Russia
Real Madrid

yay-GORE di-min

	PTS	REB	AST	FG%	3FG%	FT%	MIN
SEA	14.3	4.9	6.3	.569	.441	.579	30.1
PROV	0.0	0.0	0.0	.000	.000	.000	0.0
BIG 12	0.0	0.0	0.0	.000	.000	.000	0.0
CAR	14.3	4.9	6.3	.569	.441	.579	30.1

LAST GAME vs. NC State (Nov. 29, 2024)

PTS	REB	AST	STL	BLK	MIN
8	11	4	0	1	28

Big 12 Newcomer of the Week (Nov. 11, Nov. 18)... dished out a BYU debut record 11 assists in win over Central Arkansas... his 11 assists are also tied for the fourth-most by a freshman... one of two Big 12 freshmen to have 10+ points and 10+ assists in a season opener (Oklahoma's Trae Young)... ranked as 89th best player in college basketball according to ESPN... named one of 25 impact freshmen by College Hoops Today... first five-star recruit in program history (247Sports)... 22nd youngest player in NCAA Division I men's basketball... spent three years at Real Madrid... helped them win back-to-back Adidas Next Generation Tournament titles...

	PTS	REB	AST	STL	BLK	MIN
Season High	20	11	11	4	3	37
Career High	20	11	11	4	3	37

4

**BRODY
KOZLOWSKI**Forward | 6-8 | Freshman
Draper, Utah
Corner Canyon High School

cause-LOU-ski

	PTS	REB	AST	FG%	3FG%	FT%	MIN
SEA	0.0	0.3	0.0	.000	.000	.000	2.9
PROV	0.0	0.0	0.0	.000	.000	.000	0.0
BIG 12	0.0	0.0	0.0	.000	.000	.000	0.0
CAR	0.0	0.3	0.0	.000	.000	.000	2.9

LAST GAME vs. Mississippi Valley State (Nov. 23, 2024)

PTS	REB	AST	STL	BLK	MIN
0	0	0	0	0	2

Made collegiate debut in win over Queens... prepped at Corner Canyon High School... valedictorian... four-star recruit (ESPN, rivals.com)... No. 94 player in ESPN 100... McDonald's All-American nominee... two-time Utah 6A Player of the Year... averaged 24.0 points and 8.6 rebounds per game as a senior... recorded four double-doubles including 29-point, 16-rebound performance against Copper Hills... averaged 16.9 points and 10.9 rebounds per game as a junior... named MaxPreps Utah Player of the Year... Adidas All-American... helped Utah Prospects win Adidas 17U... originally signed with USC prior to joining BYU...

	PTS	REB	AST	STL	BLK	MIN
Season High	0	1	0	1	0	6
Career High	0	1	0	1	0	6

5

**MIHAILO
BOSKOVIC**Forward | 6-10 | Junior
Uzice, Serbia
Igokea m:tel

mi-HIGH-low boss-KOW-vick

	PTS	REB	AST	FG%	3FG%	FT%	MIN
SEA	5.6	2.0	0.6	.483	.313	.857	14.4
PROV	0.0	0.0	0.0	.000	.000	.000	0.0
BIG 12	0.0	0.0	0.0	.000	.000	.000	0.0
CAR	5.6	2.0	0.6	.483	.313	.857	14.4

LAST GAME vs. NC State (Nov. 29, 2024)

PTS	REB	AST	STL	BLK	MIN
3	2	0	0	0	8

Made collegiate debut in win over Central Arkansas... finished with 11 points and two blocks in 19 minutes off the bench... 2022 FIBA U20 European Champion, Division B Most Valuable Player... averaged 12.3 points, 6.6 rebounds, 2.1 assists and a block per game helping the Serbia go undefeated and claim title... joined BYU in summer after spending last season with KK Igokea m:tel in Bosnia's top league... spent two seasons at KK Dynamic of the Serbian KLS... appeared in 28 games including 26 starts in 2022-23... averaged 13.1 points, 5.9 rebounds, 1.5 blocks and 1.2 assists per game...

	PTS	REB	AST	STL	BLK	MIN
Season High	11	5	2 (2x)	1 (4x)	2	19
Career High	11	5	2 (2x)	1 (4x)	2	19

6

**KANON
CATCHINGS**Forward | 6-9 | Freshman
Brownsburg, Indiana
Overtime Elite

Cannon

	PTS	REB	AST	FG%	3FG%	FT%	MIN
SEA	11.6	3.4	1.3	.392	.333	.467	26.0
PROV	0.0	0.0	0.0	.000	.000	.000	0.0
BIG 12	0.0	0.0	0.0	.000	.000	.000	0.0
CAR	11.6	3.4	1.3	.392	.333	.467	26.0

LAST GAME vs. NC State (Nov. 29, 2024)

PTS	REB	AST	STL	BLK	MIN
7	1	2	0	0	25

Second-most 3-point attempts (11) and blocks (3) in BYU debut... 18th most 3-point field goals by a freshman in program history (5)... scored 17 points in collegiate debut... four-star recruit (ESPN, 247Sports, On3)... No. 35 player in ESPN Top 100... attended Damian Lillard's Formula Zero during the summer... first player from Indiana to play for Overtime Elite... averaged 14.4 points and 5.7 rebounds per game with OTE's Cold Hearts... prepped at Brownsburg High School... averaged 17.5 points and 4.8 rebounds per game as a junior... Mother, Tajua, played college basketball at Illinois... two-time All-American...

	PTS	REB	AST	STL	BLK	MIN
Season High	17 (2x)	6	3	2	3	32
Career High	17 (2x)	6	3	2	3	32

12

**TOWNSEND TRIPPLE**Forward | 6-8 | Sophomore
Meridian, Idaho
Rocky Mountain High School

	PTS	REB	AST	FG%	3FG%	FT%	MIN
SEA	0.0	0.0	0.0	.000	.000	.000	1.6
PROV	0.0	0.0	0.0	.000	.000	.000	0.0
BIG 12	1.5	1.0	0.0	.500	.500	.000	4.7
CAR	1.4	0.9	0.1	.500	.143	.900	3.3

LAST GAME vs. Mississippi Valley State (Nov. 23, 2024)

PTS	REB	AST	STL	BLK	MIN
0	0	0	0	0	2

Made collegiate debut in season opener against Houston Christian... appeared in 14 of 34 games as a redshirt freshman... scored a career-high six points in win over Bellarmine... returned from two-year mission for the Church of Jesus Christ of Latter-Day Saints in Cordoba, Argentina during the summer... wore No. 24 as a true freshman in 2020-21... did not appear in a game... graduated from Rocky Mountain High School... averaged 15 points, 6.1 rebounds and 1.3 blocks as a senior... first team all-state... four-time All Academic... Eagle Scout... father, Trent, played football at Air Force... grandpa, Tony Tripple, played football at BYU...

	PTS	REB	AST	STL	BLK	MIN
Season High	0	0	0	0	1	2 (2x)
Career High	6	3 (2x)	1	1 (3x)	1	8

13

**KEBA
KEITA**Forward | 6-9 | Junior
Bamako, Mali
Wasatch Academy/Utah

kay-BUH kay-TAH

	PTS	REB	BLK	FG%	3FG%	FT%	MIN
SEA	6.8	9.5	0.8	.640	.000	.450	18.8
PROV	0.0	0.0	0.0	.000	.000	.000	0.0
BIG 12	0.0	0.0	0.0	.000	.000	.000	0.0
CAR	5.9	4.9	0.9	.612	.000	.521	14.0

LAST GAME vs. NC State (Nov. 29, 2024)

PTS	REB	AST	STL	BLK	MIN
6	9	2	0	2	22

Began his collegiate career at Utah... appeared in 66 games including 13 starts during two seasons on The Hill... scored 382 points with 294 rebounds, 113 of those on the offensive glass, and 60 blocks... shot 61.0 percent from the field... scored in double figures 12 times... three double-doubles... double-digit rebounds four times... near consensus four-star recruit and Top 5 recruit in the state of Utah at Wasatch Academy... ESPN 100 recruit, No. 84... led NIBC in rebounding as a senior with 9.5 boards per game... NIBC Defensive Player of the Year... also attended American Heritage High School...

	PTS	REB	AST	STL	BLK	MIN
Season High	14	13	3 (2x)	1 (3x)	2	22
Career High	23	15	3 (3x)	3	3 (4x)	35



* Only includes stats/career highs from games played at NCAA Division I level

15



RICHIE SAUNDERS

Guard | 6-5 | Junior
Riverton, Utah
Wasatch Academy

saw-N-ders

	PTS	REB	AST	FG%	3FG%	FT%	MIN
SEA	13.9	4.6	1.6	.493	.412	.684	27.0
PROV	0.0	0.0	0.0	.000	.000	.000	0.0
BIG 12	8.7	3.8	0.7	.500	.367	.680	20.7
CAR	8.1	3.4	1.0	.496	.360	.698	19.1


LAST GAME vs. NC State (Nov. 29, 2024)

	PTS	REB	AST	STL	BLK	MIN
PTS	13	3	1	1	0	27

Career-high 26 points in win over Idaho... scored in double figures 26 times, four of those coming in 2023-24... shot 77.5 percent at the rim in 2023-24... only committed FOUR turnovers in Big 12 play... made first career start against Utah Valley on Dec. 7, 2022... scored 18 in BYU's comeback against Portland in the WCC Tournament... career-high nine rebounds in win over Nicholls on Nov. 19, 2022... married to former BYU women's basketball player Sierra Johnson... Prepped at Wasatch Academy with current teammate Fousseyni Traore... learning and speaks four languages (english, malagasy, spanish, french)...

	PTS	REB	AST	STL	BLK	MIN
Season High	26	8	3	4	3	33
Career High	26	9	4 (3x)	4	3	33 (2x)

20



MAX TRIPLETT

Forward | 6-9 | Junior
Huntsville, Utah
Weber High School/Snow College

	PTS	REB	AST	FG%	3FG%	FT%	MIN
SEA	0.0	2.5	0.0	.000	.000	.000	2.3
PROV	0.0	0.0	0.0	.000	.000	.000	0.0
BIG 12	0.0	0.0	0.0	.000	.000	.000	0.0
CAR	0.0	2.5	0.0	.000	.000	.000	2.3

LAST GAME vs. Mississippi Valley State (Nov. 23, 2024)

	PTS	REB	AST	STL	BLK	MIN
PTS	0	2	0	0	0	2

Made BYU debut in win over Queens... NCAA Academic All-American (2023, 2024)... All-Scenic West Second Team (2024)... Snow College Male Athlete of the Year (2024)... Scenic West Athletic Conference Player of the Week... spent two years at Snow College playing for former BYU assistant coach Andrew May... appeared in 57 games including 31 starts during time in Ephraim... averaged 9.8 points and 5.4 rebounds per game... shot 58.6 percent from the field, 25.0 percent from three and 62.9 percent from the free throw line... scored in double 27 times including seven games with 20-plus...

	PTS	REB	AST	STL	BLK	MIN
Season High	0	3	0	0	1	3
Career High	0	3	0	0	1	3

21



TREVIN KNELL

Guard | 6-5 | Senior
North Salt Lake, Utah
Woods Cross High School

truh-VIN NEll

	PTS	REB	AST	FG%	3FG%	FT%	MIN
SEA	9.0	2.4	1.1	.409	.378	.867	20.6
PROV	0.0	0.0	0.0	.000	.000	.000	0.0
BIG 12	10.5	2.9	1.0	.421	.362	.786	25.0
CAR	6.9	2.1	0.9	.432	.385	.740	18.0

LAST GAME vs. NC State (Nov. 29, 2024)

	PTS	REB	AST	STL	BLK	MIN
PTS	7	2	2	1	0	18

Two-time WCC All-Academic... NABC Honor Court... career-high 27 points in Big 12 opener against Cincinnati... went 9-of-14 from 3-point range... tied for the second-most 3-pointers in a single game in program history... tied for most 3-pointers in a game at the Marriott Center... 16th in program history in winning percentage... 17th in program history in 3-point field goal percentage... 8th most made 3-pointers made in program history... missed 2022-23 season due to shoulder injury suffered during summer workouts... served two-year mission in Uruguay... married to Tatum Knell, who owns a bridal boutique...

	PTS	REB	AST	STL	BLK	MIN
Season High	16	4	2 (2x)	2 (2x)	0	23
Career High	27	7	5	3	1 (7x)	34

25



DAWSON BAKER

Guard | 6-4 | Redshirt Junior
Coto De Caza, California
Capistrano Valley High School/UC Irvine

	PTS	REB	AST	FG%	3FG%	FT%	MIN
SEA	7.4	1.3	1.9	.444	.333	.667	17.5
PROV	0.0	0.0	0.0	.000	.000	.000	0.0
BIG 12	0.0	0.0	0.0	.000	.000	.000	2.7
CAR	12.1	2.5	1.3	.463	.367	.788	24.6

LAST GAME vs. NC State (Nov. 29, 2024)

	PTS	REB	AST	STL	BLK	MIN
PTS	9	3	2	0	0	21

Scored a season-high 22 points in win over Queens... scored over 1,000 points during three-year career at UC Irvine... appeared in 79 games including 71 starts... 2021 Big West Freshman of the Year... scored in double figures 55 times including 32 times last season... one career double-double... 17-point, 10 rebounds against Hawaii on January 19, 2023... brother, Dusty, played at Weber State... brother, Davis, played at Southern Utah earning All-Summit League honors... served mission for Church of Jesus Christ of Latter-Day Saints in Micronesia, Guam... married to Maddy Weeks in the summer of 2024...

	PTS	REB	AST	STL	BLK	MIN
Season High	22	4	4	2	0	21
Career High	33	10	6	4 (2x)	1 (8x)	36

30



DALLIN HALL

Guard | 6-4 | Junior
Plain City, Utah
Fremont High School

DALIN

	PTS	REB	AST	FG%	3FG%	FT%	MIN
SEA	7.0	3.3	4.0	.389	.333	.500	26.4
PROV	0.0	0.0	0.0	.000	.000	.000	0.0
BIG 12	9.1	4.4	5.5	.396	.333	.641	32.0
CAR	8.1	2.7	4.1	.416	.360	.627	25.0

LAST GAME vs. NC State (Nov. 29, 2024)

	PTS	REB	AST	STL	BLK	MIN
PTS	9	5	3	1	0	29

All-Big 12 Honorable Mention... ranks SIXTH in program history in career assists per game... ranks SECOND in career assist-to-turnover ratio... one of 15 players in nation with 12.1 assist-to-turnover ratio in a game in 2023-24... scored in double figures 25 times including career-high 23 against Saint Mary's... WCC All-Freshman Team... 8th most assist by freshman in program history... was first freshman to lead team in assists since Matt Carlino in 2011-12... 18th most assist in the nation among freshman... 3-star recruit by 247Sports... Rated as No. 67 point guard in Class of 2020 by 247Sports Composite... Utah Gatorade Player of the Year as a senior...

	PTS	REB	AST	STL	BLK	MIN
Season High	10	5	5	1 (3x)	0	29 (2x)
Career High	23	7	12	4	1 (3x)	36 (2x)

45



FOUSSEYNI TRAORE

Forward | 6-6 | Senior
Bamako, Mali
Wasatch Academy

fouss-SAY-nay try-OR-ay

	PTS	REB	BLK	FG%	3FG%	FT%	MIN
SEA	13.3	7.9	1.0	.692	.000	.913	20.6
PROV	0.0	0.0	0.0	.000	.000	.000	0.0
BIG 12	10.9	5.1	0.8	.635	.000	.672	17.0
CAR	11.3	7.4	0.9	.612	.286	.755	22.4

LAST GAME vs. NC State (Nov. 29, 2024)

	PTS	REB	AST	STL	BLK	MIN
PTS	10	5	1	0	0	17

7-foot-2 wingspan... All-Big 12 Honorable Mention... career-high 29 points in win over Idaho... went Marriott Center record 11-of-12 from the field... WCC 2nd team all-conference... WCC all-academic... 2022-23 CSC academic all-district... Program record holder in career field goal percentage all-time and conference play... scored in double figures 59 times... scored 20-plus seven times... BYU is 15-5 when he records a double-double... led BYU in rebounding 50 times... 24 games with 10 or more rebounds... Fousseyni Traore is currently building an all sports court in Mali...

	PTS	REB	AST	STL	BLK	MIN
Season High	29	12	5	2	2 (2x)	25
Career High	29	19	5 (4x)	3 (2x)	4	37

51



JARED MCGREGOR

Guard | 6-3 | Junior
Saratoga Springs, Utah
Westlake High School

	PTS	REB	AST	FG%	3FG%	FT%	MIN
SEA	0.0	0.0	0.5	.000	.000	.000	1.6
PROV	0.0	0.0	0.0	.000	.000	.000	0.0
BIG 12	0.0	0.0	0.0	.000	.000	.000	1.3
CAR	0.6	0.2	0.1	.308	.364	.000	1.6

LAST GAME vs. Mississippi Valley State (Nov. 23, 2024)

	PTS	REB	AST	STL	BLK	MIN
PTS	0	0	0	0	0	2

2-of-6 from 3-point range in 2023-24... appeared in career-high 10 games in 2023-24... made first collegiate 3-pointer in BYU's win over Western Oregon... spent the 2021-22 season as a manager... second Team All-Region honors as a senior at Westlake High School... Played in Utah 6A All-Star Game... Holds multiple school records... his late father, Mark, was an All-American swimmer at BYU... served a mission for the Church of Jesus Christ of Latter-Day Saints in Spokane, Wash... has traveled to China (2x), Australia and Mali... enjoys snowmobiling...

	PTS	REB	AST	STL	BLK	MIN
Season High	0	0	1	0	0	2 (2x)
Career High	6	2	1 (2x)	0	0	3 (2x)

HC



KEVIN YOUNG

1st Season at BYU
Atlanta, Georgia
Clayton State, 2004

	GAMES	W	L	HOME	AWAY	NEUTRAL
PROV	0	0	0	0-0	0-0	0-0
BYU	7	6	1	5-0	0-0	1-1
NON-CONF	7	6	1	5-0	0-0	1-1
BIG 12	0	0	0	0-0	0-0	0-0
CAR	7	6	1	5-0	0-0	1-1

10th head coach in program history to win first game in charge... largest margin of victory among those coaches (33 points)... named the 19th head coach in BYU men's basketball program history on April 16, 2024... no stranger to the highest level of basketball, Young was one of the most sought after assistants in the latest NBA hiring cycle before choosing to come to BYU... prior to returning to the college game for the first time since working under Dick Hunsaker at Utah Valley, Young was on staff for the Phoenix Suns for four years including the last three as an associate head coach... He helped the organization reach the playoffs every year including a run to the NBA Finals in 2020-21... Young was pulling double duty in the spring of 2024 as he was still helping the Suns during their run in the NBA Playoffs while putting together a coaching staff and recruiting... Born in Salt Lake City, Utah, Young grew up in Marietta, Georgia attending Sprayberry High School... He was a two-year letterwinner under head coach Roger Kaum. He averaged 15 points and six assists per game as a senior, helping his team go 27-4 and ranked sixth in the state. Young is married to Melissa (Bailey) Young and they have two sons and a daughter...