

## BYU MEN'S BASKETBALL



31 NCAA TOURNAMENT APPEARANCES

1 ELITE EIGHT

27 ALL-AMERICANS

2 NAISMITH AWARD WINNERS

2 NAISMITH HALL OF FAME INDUCTEES

## TCU

Date: January 11, 2025  
 Time: 1 p.m. CT  
 Location: Fort Worth, Texas  
 Venue: Ed and Rae Schollmaier Arena  
 Television: ESPN2  
 Talent: James Westling, King McClure  
 Radio: BYU Sports Network  
 Talent: Greg Wrubell, Mark Durrant  
 BYU Radio Sirius XM 143  
 KSL 102.7/1160 AM

## SCHEDULE/RESULTS

OVERALL: 10-4 | BIG 12: 1-2 | STREAK: L2  
 HOME: 8-1 | AWAY: 0-2 | NEUTRAL: 2-1

## NOVEMBER

Tue.	5	Central Arkansas	7 p.m.	W, 88-50
Fri.	8	UC Riverside	7 p.m.	W, 86-80
Wed.	13	Queens	7 p.m.	W, 99-55
Sat.	16	Idaho	1 p.m.	W, 95-71
Sat.	23	Mississippi Valley State	7 p.m.	W, 87-43
Thu.	28	vs. No. 23 Ole Miss!	2:30 p.m.	L, 85-96 (OT)
Fri.	29	vs. NC State!	12:30 p.m.	W, 72-61

## DECEMBER

Tue.	3	at Providence#	8:30 p.m.	L, 64-83
Wed.	11	Fresno State	7 p.m.	W, 95-67
Sat.	14	vs. Wyoming ^	7 p.m.	W, 68-49
Fri.	20	Florida A&M	7 p.m.	W, 103-57
Tue.	31	Arizona State*	2 p.m.	W, 76-56

## JANUARY

Sat.	4	at No. 14 Houston*	1 p.m.	L, 55-86
Tue.	7	Texas Tech*	7 p.m.	L, 67-72
Sat.	11	at TCU*	1 p.m.	ESPN2
Tue.	14	Oklahoma State*	7 p.m.	ESPN+
Sat.	18	at Utah*	7 p.m.	ESPN+
Tue.	21	at Colorado*	9 p.m.	ESPNU
Sat.	25	Cincinnati*	8 p.m.	ESPN2
Tue.	28	Baylor*	7 p.m.	ESPN/2

## FEBRUARY

Sat.	1	at UCF*	4 p.m.	ESPN+
Tue.	4	Arizona*	9 p.m.	ESPN/2
Sat.	8	at Cincinnati*	6 p.m.	ESPN2
Tue.	11	at No. 21 West Virginia*	7 p.m.	CBSSN
Sat.	15	Kansas State*	7 p.m.	ESPN+
Tue.	18	No. 11 Kansas*	7 p.m.	ESPN/2
Sat.	22	at Arizona*	6/8 p.m.	ESPN/2
Wed.	26	at Arizona State*	7:30 p.m.	ESPN+

## MARCH

Sat.	1	No. 21 West Virginia*	8 p.m.	ESPN/2/U
Tue.	4	at No. 3 Iowa State*	7 p.m.	ESPN/2/U
Sat.	8	Utah*	8:30 p.m.	ESPN/2/U

\* Denotes Big 12 Game  
 ! Rady Children's Invitational (San Diego, Calif.)  
 # Big 12-BIG EAST Battle  
 ^ Played at Delta Center (Salt Lake City, Utah)  
 @ Phillips 66 Big 12 Men's Basketball Championship (Kansas City, Mo.)

All Times Local to Site and Subject to Change  
 Rankings Reflect the Newest AP Top 25 Poll  
 Home Games played at the Marriott Center

## BYU ATHLETIC COMMUNICATIONS

Director of Communications/MBB Contact: Tyson Jex  
 Email: tyson\_jex@byu.edu  
 Cell: 801-648-4922



Every Thursday at 6:30 p.m.  
 MT on BYUtv and ESPN+.

## TIPOFF

BYU finishes its run of three straight games against the Texas schools of the Big 12 on Saturday, Jan. 11, when the Cougars head to Fort Worth to take on TCU. Tip is scheduled for 1 p.m. CT.

Saturday's game can be found on ESPN2 with James Westling and King McClure on the call. It will also be broadcast live on BYU Radio Sirius XM 143, KSL 102.7/1160 AM and BYUradio.org/BYU Radio app with Greg Wrubell and Mark Durrant.

## COUGS, HORNED FROGS ON SATURDAY

Saturday will be the 24th all-time meeting between the former Mountain West foes and the Cougars eighth trip to Fort Worth. BYU is 20-3 all-time against the Horned Frogs where they have won 17 straight including a 87-75 victory last season at the Marriott Center. In the win, BYU outscored the Horned Frogs 58-29 in the second half to overcome a 17-point halftime deficit and extend their win streak.

## COUGARS ALWAYS LAND ON THEIR FEET

The Cougars saw their 14-game home win streak come to an end on Tuesday evening in a 72-67 loss to the Red Raiders of Texas Tech. After leading by two at halftime, BYU had no answer for Tech's Darrion Williams in crunch time as first-year head coach Kevin Young suffered his first loss at the Marriott Center.

In a game that featured 15 lead changes and 10 ties, BYU shot 43.9 percent from the field, 21.7 percent from three and 57.1 percent from the free throw line in the setback. They were outrebounded for the second consecutive game, 39-36, but only had eight turnovers while recording seven steals. The second unit finished with 35 points, their fourth-highest output of the season.

Fousseyi Traore was one of three Cougars to score in double figures as the senior finished with 14 points off the bench. He was 5-of-10 from the field and 4-of-5 from the free throw line to go along with five rebounds, two of those coming on the offensive glass. Mawot Mag also scored in double figures off the bench, finishing with 11 points, five rebounds and a steal in 21 minutes of action.

Egor Demin reached double figures for the first time since Thanksgiving against Ole Miss as the 6-foot-9 guard went 4-of-12 from the field, 1-of-5 from three and 3-of-4 from the charity stripe en route to 12 points. He also had a team-high six assists, two steals and four rebounds.

## PROBABLE STARTERS

3



6



13



15



30



## EGOR DEMIN

6-9 | FRESHMAN | MOSCOW, RUSSIA | REAL MADRID

	Season Statistics										Career Statistics									
	GP-GS	MIN/G	FG%	3FG%	FT%	R/G	A/G	STL	BLK	PTS/G	GP-GS	MIN/G	FG%	3FG%	FT%	R/G	A/G	STL	BLK	PTS/G
Home	7-7	29.5	.441	.417	.667	3.6	7.0	5	0	9.2	7-7	29.5	.441	.417	.667	3.6	4.2	5	0	9.2
Away	2-2	23.9	.063	.000	.875	3.0	4.5	1	0	4.5	2-2	23.9	.063	.000	.875	3.0	4.5	1	0	4.5
Neutral	2-2	32.1	.400	.182	.667	7.0	4.0	1	2	12.0	2-2	32.1	.400	.182	.667	7.0	4.0	1	2	12.0
Total	11-11	28.9	.436	.308	.677	4.4	6.0	18	6	11.4	11-11	28.9	.436	.308	.677	4.4	6.0	18	6	11.4

## KANON CATCHINGS

6-9 | FRESHMAN | BROWNSBURG, INDIANA | OVERTIME ELITE

	Season Statistics										Career Statistics									
	GP-GS	MIN/G	FG%	3FG%	FT%	R/G	A/G	STL	BLK	PTS/G	GP-GS	MIN/G	FG%	3FG%	FT%	R/G	A/G	STL	BLK	PTS/G
Home	9-9	24.5	.419	.293	.526	3.4	1.4	9	8	11.7	9-9	24.5	.419	.293	.526	3.4	1.4	9	8	11.7
Away	2-2	24.1	.231	.286	.333	4.5	1.5	1	2	4.5	2-2	24.1	.231	.286	.333	4.5	1.5	1	2	4.5
Neutral	3-3	26.2	.423	.467	.429	2.3	0.7	0	1	10.7	3-3	26.2	.423	.467	.429	2.3	0.7	0	1	10.7
Total	14-14	24.8	.408	.325	.483	3.4	1.3	10	11	10.4	14-14	24.8	.408	.325	.483	3.4	1.3	10	11	10.4

## KEBA KEITA

6-8 | JUNIOR | BAMAKO, MALI | UTAH

	Season Statistics										Career Statistics									
	GP-GS	MIN/G	FG%	3FG%	FT%	R/G	A/G	STL	BLK	PTS/G	GP-GS	MIN/G	FG%	3FG%	FT%	R/G	A/G	STL	BLK	PTS/G
Home	8-8	18.8	.757	.000	.429	9.8	1.1	5	6	8.1	43-15	14.8	.654	.000	.523	5.8	0.6	24	39	7.5
Away	2-2	20.7	.438	.000	.250	5.5	0.0	1	1	7.5	24-8	14.4	.517	.000	.500	4.1	0.3	21	21	4.4
Neutral	3-3	20.7	.375	.000	.500	7.3	1.7	1	2	2.7	12-3	13.6	.594	.000	.417	4.8	0.6	7	9	3.6
Total	13-13	19.5	.623	.000	.414	8.5	1.1	7	9	6.8	79-26	14.5	.612	.000	.508	5.1	0.5	52	59	5.9

## RICHIE SAUNDERS

6-5 | JUNIOR | RIVERTON, UTAH | WASATCH ACADEMY

	Season Statistics										Career Statistics									
	GP-GS	MIN/G	FG%	3FG%	FT%	R/G	A/G	STL	BLK	PTS/G	GP-GS	MIN/G	FG%	3FG%	FT%	R/G	A/G	STL	BLK	PTS/G
Home	8-8	27.5	.540	.432	.571	4.5	1.8	11	7	15.1	42-10	19.9	.514	.353	.645	3.5	1.2	34	14	8.9
Away	2-2	24.0	.375	.222	.667	2.5	0.5	3	0	8.0	21-3	17.9	.479	.400	.692	3.0	0.5	17	2	7.1
Neutral	3-3	20.5	.429	.400	.900	2.7	0.3	4	0	10.3	18-3	20.2	.474	.351	.806	3.3	1.2	14	6	8.7
Total	13-13	25.4	.500	.397	.704	3.8	1.2	18	7	12.9	81-16	19.4	.497	.363	.702	3.3	1.0	65	22	8.4

## DALLIN HALL

6-4 | JUNIOR | PLAIN CITY, UTAH | FREMONT HS

	Season Statistics										Career Statistics									
	GP-GS	MIN/G	FG%	3FG%	FT%	R/G	A/G	STL	BLK	PTS/G	GP-GS	MIN/G	FG%	3FG%	FT%	R/G	A/G	STL	BLK	PTS/G
Home	5-5	26.4	.441	.417	.667	3.6	4.2	5	0	9.2	39-31	25.1	.463	.371	.639	2.8	4.4	32	3	8.3
Away	2-2	25.1	.286	.250	1.000	1.0	2.0	0	0	4.5	21-20	26.3	.364	.338	.700	2.9	3.8	17	0	7.9
Neutral	3-3	28.7	.294	.200	.750	3.3	4.3	2	0	5.0	18-10	24.0	.374	.361	.605	2.4	3.8	16	0	7.4
Total	10-10	26.9	.379	.342	.765	3.0	3.8	7	0	7.0	78-61	25.2	.413	.359	.645	2.7	4.1	65	3	8.0

## BYU QUICK FACTS

### University Information

Location: Provo, Utah 84602  
Elevation: 4,553 feet  
Enrollment: 35,743  
Founded: October 16, 1875  
Owned: The Church of Jesus Christ of Latter Day Saints  
Nickname: Cougars  
Mascot: Cosmo the Cougar  
Colors: Blue and White  
Arena (capacity): Marriott Center (17,978)  
Conference: Big 12  
BYU President: C. Shane Reese (BYU, 1994)  
Athletics Director: Tom Holmoe (BYU, 1983)  
Athletic Website: [BYUcougars.com](http://BYUcougars.com)

### 2024-25 Preview

Lettermen Returning/Lost: 8/7  
Newcomers: 8  
Starters Returning/Lost: 2/3  
Returning Scoring: 49.6% (1,374 of 2,768)  
Returning Rebounding: 42.6% (572 of 1,343)  
Returning Assists: 51.7% (325 of 629)  
Returning Blocks: 30.7% (31 of 101)  
Returning Steals: 57.4% (116 of 202)  
Returning Minutes: 49.0% (3,333 of 6,800)

### BYU History

First Year of Basketball: 1903  
All-Time On-Court Record: 1,948-1152 (.628)  
All-Time Adjusted Record: 1,900-1150 (.622)  
Winning Seasons: 97/95 (last 2023-24)  
Regular Season Conference Championships: 29 (last 2010-11)  
Postseason Appearances (record): 45/43 (33-44/30-42)\*  
Total NCAA Appearances (record): 31 (15-34)  
Last NCAA Appearance: 2024  
First Round: L vs. No. 11 seed Duquesne  
Total NIT Appearances (Record): 15/13 20-13/17-11)\*  
Last NIT Appearance: 2022  
Quarterfinal: L vs. No. 3 Washington State, 77-58  
\*On court record/official adjusted record

### Media Relations

Men's Basketball Contact: Tyson Jex  
Cell Phone: 801-648-4922  
Email: [Tyson\\_jex@byu.edu](mailto:Tyson_jex@byu.edu)

## COUGARS HAVE THE UPPER HAND

As mentioned above, BYU has won 17 straight in the series between the Cougars and Horned Frogs.

Date	Location	Final Score
March 2, 2024	Provo	87-75
March 10, 2011*	Las Vegas, Nevada	64-58
Feb. 19, 2011	Fort Worth, Texas	79-56
Jan. 18, 2011	Provo	83-67
March 11, 2010*	Las Vegas, Nevada	95-85
March 6, 2010	Fort Worth, Texas	107-77
Feb. 2, 2010	Provo	76-56
Feb. 14, 2009	Fort Worth, Texas	79-63
Jan. 13, 2009	Provo	73-61
March 8, 2008	Fort Worth, Texas	61-54
Feb. 6, 2008	Provo	83-72
March 8, 2007*	Las Vegas, Nevada	77-64
Feb. 10, 2007	Fort Worth, Texas	85-72
Jan. 10, 2007	Provo	89-65
Feb. 25, 2006	Fort Worth, Texas	81-72
Jan. 25, 2006	Provo	89-80 (OT)
March 2, 1999#	Las Vegas, Nevada	90-74

\* Mountain West Tournament #Western Athletic Conference Tournament

The streak that has spanned over more than 25 years began on March 2, 1999 when the Cougars defeated the Horned Frogs 90-74 at the Western Athletic Conference Tournament in Las Vegas, Nev. TCU's Lee Nailon scored a game-high 33 points but Nathan Cooper was one of four Cougars to score in double figures in the victory. He finished with 24 points with Mark Bigelow chipping in 20 points with Michael Vranes and Mikeli Wesley finishing with 19 and 17 respectively. Silvester Rivers also had six points, 10 rebounds and three assists.

### NEEDING TO FIND THEIR STROKE

The Cougars dropped their sixth straight game on Tuesday when shooting under 25.0 percent from the 3-point line with 20 or more attempts from deep. BYU shot a season-low 21.7 percent from beyond the arc with no player hitting more than one triple.

According to Stathead, BYU last won a game when shooting under 25.0 percent on Dec. 22, 2022 against Weber State. The Cougars shot 25.0 percent from three in the six-point victory over the Wildcats.

### SIGN THE DOTTED LINE

Entering Saturday's game at TCU, **Egor Demin** is one of four freshmen in NCAA Division I men's basketball to average over 5.0 assists per game.

Name, School	G	Ast	Avg
Egor Demin, BYU	11	66	6.0
Boogie Fland, Arkansas	14	83	5.9
Kasparas Jakucionis, Illinois	14	76	5.4
Mekhi Conner, Sacred Heart	14	70	5.0

In 11 games this season, Demin is ranks first in the Big 12 in assists per game (6.0 A/G) as the 6-foot-9 guard is on pace to become the freshman to average six or more assists over a season since 2021-22 (UC San Diego's Taran Armstrong).

### MAN THE KANON

**Kanon Catchings**, another potential first round pick in this year's NBA Draft, is one of 13 freshmen in the country with 80 or more 3-point field goal attempts.

The native of Brownsburg, Ind. is the only Cougar to have started and played in all 14 games this season as he is averaging 10.4 points per game while shooting 40.8 percent from the field, 32.5 percent from three and 48.3 percent from the free throw line. His 26 3-point makes are the second-most on the team, four behind Trevin Knell, with his 80 attempts from deep putting him 10th all-time among freshman at BYU.

### FLIP THE SCRIPT

The Cougars are 0-2 on the road this season having been outscored by an average of 25.0 points per game in those two setbacks. They are shooting 35.0 percent from the field, 30.6 percent from three and 68.8 percent from the free throw line.

The perimeter defense has been less than ideal on the road for the Cougars as Providence and Houston combined to shoot 50.0 percent from three including a 11-of-18 performance in the second half last Saturday from Kelvin Sampson's squad. They are also getting outrebounded by three boards per game.

Trevin Knell is 7-of-10 from 3-point range while the rest of the team has combined to shoot 8-of-49 (20.5 percent) from beyond the arc.

### NO NEED TO START NOW

BYU is looking to avoid its first three-game losing streak since their final season in the West Coast Conference (2022-23) when they dropped games against Santa Clara, San Francisco and Saint Mary's.

### STRONG SECOND UNIT

The Cougars enter Saturday's showdown with one of the best second units in the country ranking third in the Big 12 and 28th in NCAA Division I men's basketball in points per game (31.07). Both of BYU's 1,000-point scorers, **Fousseyni Traore** and **Dawson Baker**, come off the bench for the Cougars squad that is 9-2 when they outscore the opponents.

Player	Career High	Opponent (Date)
Dawson Baker*	33	vs. UC San Diego (2/23/23)
Richie Saunders	30	vs. Arizona State (12/31/24)
Fousseyni Traore	29	vs. Idaho (11/16/24)
Trevin Knell	27	vs. Cincinnati (1/5/24)
Mawot Magi	24	at Iowa (1/9/24)
Dallin Hall	23	vs. Saint Mary's (1/28/23)
Keba Keita ^	23	vs. Southern Utah (12/5/23)
Kanon Catchings	21	vs. Florida A&M (12/20/24)
Egor Demin	20	vs. UC Riverside (11/8/24)

\* at UC Irvine ^ at Rutgers ^ at Utah

Speaking of depth, BYU has nine players on the roster who have a career-high of 20 or more points. Six of those nine have scored 20-plus this season including a career-high 30 points from **Richie Saunders** in the Big 12 opener against Arizona State.

### A MAN AMONG CHILDREN

**Fousseyni Traore** is one of seven players in NCAA Division I men's basketball to be shooting over 60.0 percent from the field (Min. 400 FGM).

Rk	Name, School	FG	FGA	Pct
1	Ryan Kalkbrenner, Creighton	806	1219	.661
2	Kelton Talford, Winthrop	597	933	.640
3	Oumar Ballo, Indiana	567	872	.650
4	Max Brooks, UMass Lowell	556	870	.639
5	Vladislav Goldin, Michigan	552	876	.630
6	<b>Fousseyni Traore, BYU</b>	<b>459</b>	<b>755</b>	<b>.608</b>
7	AJ Braun, California Baptist	414	680	.609

\*Minimum 400 FG Made

The program's all-time leader in field goal percentage scored in double figures for the sixth-time this season and 60th time for his career on Tuesday, finishing with 14 points going 5-of-10 from the field. In 14 appearances including one start, Traore is shooting 62.2 percent from the field which is the fifth-highest shooting percentage in a single season in program history (Min. 50 FGM). He is on pace to become the first player in program history to lead the team in field goal percentage four times.

### GET BACK ON THE TREADMILL

Since its season-high 22-0 run in its win over Florida A&M, BYU has not had a double-digit run in Big 12 play with the highest being a 9-0 spurt in the win over Arizona State. Defensively, they have only allowed two teams to go on a 10-0 run this season in Providence and Fresno State.

### GRAB THE BALL

Even after getting outrebounded in the losses to Houston and Texas Tech, BYU still ranks first in the Big 12 and ninth in the nation in rebound margin (+ 10.1). They also rank in the Top 60 nationally in offensive and defensive rebounds per game.

A major reason for BYU's success on the boards this season has come from **Keba Keita**. The junior transfer from Utah finished with 10 rebounds on Tuesday, marking the sixth time this season he has had double digit rebounds and 10th time in his collegiate career. He ranks in the Top 5 in the league in total rebounds, offensive and defensive rebounds per game. He has at least one offensive board in every game this season.

### CREAM OF THE CROP

BYU is one of eight schools in NCAA Division I men's basketball with two freshmen that have scored 20 or more in a game this season.

Player	School	Season High
Boogie Fland	Arkansas	21
Karter Knox	Arkansas	21
Robert Wright III	Baylor	22
V.J. Edgecombe	Baylor	20
<b>Kanon Catchings</b>	<b>BYU</b>	<b>21</b>
<b>Egor Demin</b>	<b>BYU</b>	<b>20</b>
Cooper Flagg	Duke	26
Kon Knueppel	Duke	22
Kasparas Jakucionis	Illinois	24
Tomislav Ivisic	Illinois	21
Dylan Harper	Rutgers	37
Ace Bailey	Rutgers	24
Donnie Freeman	Syracuse	24
Elijah Moore	Syracuse	24
Tre Johnson	Texas	29
Nic Codie	Texas	20

**Egor Demin** scored a career-high 20 points in BYU's win over UC Riverside while **Kanon Catchings** finished with 21 points in the Cougars final non-conference finale against Florida A&M.

### LOCKED AND LOADED

The aforementioned **Trevin Knell** enters Saturday's showdown against TCU six 3-pointers shy of becoming the seventh player in program history to hit 200 or more 3-pointers. His 194 makes from 3-point range are tied for the seventh-most with former All-American Alex Barcello.

Rk	Name, Years	3FG
5	Chase Fischer, 2014-16	215
6	Mark Bigelow, 1998-99, 01-04	213
7	Alex Barcello, 2019-22	194
	<b>Trevin Knell, 2019-present</b>	<b>194</b>

Saturday will also make his 129th appearance for the Cougars on Saturday, tying him for the 15th most in program history. A win would be his 92nd, moving him into solo 12th breaking a tie with Nathan Call, Brock Zylstra, Anson Winder and Zac Seljaas.

### SLOWLY BUT SURELY

**Fousseyni Traore** is three points away from moving up to 36th on the all-time scoring list as the senior has scored 1,168 points in 106 games at BYU.

Rk	Name, Years	G	Pts
33	Noah Hartsock, 2008-12	134	1,191
34	Elwood Romney, 1929-33	110	1,189
35	Joe Richey, 1950-53	89	1,177
36	Randy Reid, 1992-96	125	1,170
37	<b>Fousseyni Traore, 2021-present</b>	<b>106</b>	<b>1,168</b>

The native of Bamako, Mali also moved up to third on the all-time offensive rebound list on Tuesday leaving him 39 away from passing Kyle Collinsworth and becoming the program's all-time leader in offensive boards.

Rk	Name, Years	G	OREB	Avg
1	Kyle Collinsworth, 2010-11, 13-16	140	307	2.2
2	Nate Austin, 2011-16	153	289	1.9
3	<b>Fousseyni Traore, 2021-present</b>	<b>106</b>	<b>269</b>	<b>2.5</b>

### ON YOUR MARK

Former BYU hoopster and radio analyst Mark Durrant has his name all over the record book including ranking fourth in consecutive games played as the Provo High School grad appeared in 128 straight games during his playing career that spanned from 1989-90 and 1992-95. **Trevin Knell** passed Durrant in career wins in BYU's win over Arizona State as the senior now has 91 victories. He also ranks 10th in highest points per field goal attempt (1.50) with **Fousseyni Traore** just ahead in 8th (1.55).

### UP NEXT

BYU returns to the friendly confines of the Marriott Center on Tuesday, Jan. 14, when they host Oklahoma State. Tip is scheduled for 7 p.m. MT.





## BYU'S RECORD WHEN...

	2024-25	Streak	Notes
Against Non-conference opponents.....	9-2	W3	Won eight or more non-conference in 19 consecutive seasons
At Home.....	7-0	W20	20 consecutive non-conference wins at the Marriott Center; winners of 35 of last 37
On Road.....	0-1	L2	0-2 over the past two seasons in road non-conference games
At Neutral Sites.....	2-1	W2	4-1 in last two MTE's
Against Big 12 opponents.....	1-2	L2	Picked to finish 9th in the Big 12 Preseason Poll
At Home.....	1-1	L1	Seven straight victories prior to loss to Texas Tech on Jan. 7
On Road.....	0-1	L2	
At Neutral Sites.....	0-0	L1	Went 1-1 at 2024 Big 12 Championship
vs. AP Top-25 team.....	0-1	L4	Dropped two straight after wins over No. 11 Baylor and No. 7 Kansas
vs. AP Top-15 team.....	0-1	L2	
vs. AP Top 10 team.....	0-0	L1	Defeated No. 7 Kansas at Allen Field house on Feb. 27
vs. AP Top 5 team.....	0-0	L6	Lost six straight; last win over No. 2 Gonzaga (91-78) on Feb. 2020
as AP Top-25 team.....	0-0	L2	5-5 in their last 10 games as a ranked team
as AP Top-15 team.....	0-0	L1	3-3 in last six games
as AP Top 10 team.....	0-0	L1	went 2-1 at Mountain West Championship in 2011
as AP Top 5 team.....	0-0	W1	defeated Wyoming 102-78 on March 5, 2011
Leading at Half.....	10-2	L1	
Leading by 1-5 points.....	2-2	L1	Won 11 of last 14
Leading by 6-10.....	2-0	W5	Won 16 of 18 including 87-73 over UCF at Big 12 Championship
Leading by 11-15.....	1-0	W1	Won 20 of last 21 dating back to 2021-22 season
Leading by 16-20.....	1-0	W1	32-2 since the beginning of 2012-13 season
Leading by 21+.....	4-0	W26*	
Trailing at Half.....	0-2	L4	Overcame a 17-point halftime deficit to defeat TCU on March 2, 2024
Trailing by 1-5 points.....	0-0	L1	3-7 over last 10 games with lone home win against Nicholls (11/19/22)
Trailing by 6-10.....	0-0	L1	3-17 over last 20 with all three wins coming away from Provo
Trailing by 11-15.....	0-1	L3	2-4 over last six games
Trailing by 16-20.....	0-1	L2	Overcame 17-point halftime deficit against TCU last season
Tied at Half.....	0-0	L3	Last win was over Portland on New Year's Eve 2022
Leading with 5:00 left (regulation).....	10-0	W38	Won 53 of last 55; last loss vs. Gonzaga on Feb. 12, 2023
Trailing or Tied with 5:00 left.....	0-4	L7	Last win at No. 7 Kansas on Feb. 27, 2024
In Overtime Games.....	0-0	L1	Last overtime win was a 79-75 win over Dayton on Nov. 25, 2022
BYU scores less than 60 points.....	0-1	L6	12-43 since 2000-01; last win against Saint Mary's on Jan 8, 2022
BYU scores between 60-69.....	1-2	L1	Had lost six straight prior to win over Wyoming on Dec. 14, 2024
BYU scores between 70-79.....	2-0	W3	Winners of 5 of last 6; 8-3 over last 11
BYU scores between 80-89.....	3-1	L1	Won 13 of last 15
BYU scores between 90-99.....	3-0	W23	99-5 since 2000-01; last loss in regulation was to Ole Miss on March 17, 2015
BYU scores 100+ points.....	1-0	W8	28-3 since 2000-01 season
Opponent scores less than 60.....	6-0	W14	131-2 dating back to 2006-07 season; only losses are to Saint Mary's
Opponent scores between 60-69.....	2-0	W2	91-11 since 2012-13
Opponent scores between 70-79.....	1-1	L1	Won 7 of last 9
Opponent scores between 80-89.....	1-2	L2	3-7 in last 10; last win on the road was on Feb. 12, 2022 at Pepperdine (91-85)
Opponent scores between 90-99.....	0-1	L9	3-22 since 2000-01; Last win came against San Francisco (102-92) on Jan. 9, 2016
Opponent scores 100+.....	0-0	L8	2-8 since 2000-01; Last win came on Nov. 11, 2013 at Stanford (112-103)
Games decided by 3 points or less.....	0-0	W1	Defeated UCF 90-88 last season in only single possession game last season
Games decided by 4-9 points.....	1-1	L1	
Games decided by 10-19 points.....	2-2	W1	Went 6-5 last season in games decided by 10-19 points
Games decided by 20 or more points.....	7-1	L1	Had won 26 straight before setback to No. 14 Houston on Jan. 4
BYU shot 50% or better.....	7-0	W20	7-0 this season; last loss at San Francisco (Jan. 21, 2023)
Opponent shot 50% or better.....	1-1	L1	8-12 since 2021-22
BYU outshoots opponent.....	10-0	W12	10-0 this season
Opponent outshoots BYU.....	0-4	L7	Last win came against No. 11 Baylor on Feb. 20
Teams shot equal FG percentage.....	0-0		
BYU makes 10 or more 3-pointers.....	8-1	W4	Won 22 of last 26
BYU makes 15 or more 3-pointers.....	3-0	W17	23-1 all-time; last loss came against Ole Miss on March 17, 2015
Opponent makes 10 or more 3-pointers.....	5-3	L2	
BYU outrebounds opponent.....	10-1	W4	9-1 in last 10
Opponent outrebounds BYU.....	0-3	L4	Defeated No. 7 Kansas on the road on Feb. 27 after being outrebounded 40-37
BYU, opponent tie in rebounds.....	0-0	W2	3-3 in last 6
BYU has a positive TO margin.....	7-2	L1	8-2 in last 10
BYU has a negative TO margin.....	3-2	L1	Had negative TO margin in two of three postseason games last season
BYU, opponent tie in TOs.....	0-0	L2	Last happened in setback to Oklahoma in their only meeting as Big 12 foes
One player in double figures.....	0-2	L2	2-1 in last three games
Two players in double figures.....	2-0	W2	Lost four of six games
Three players in double figures.....	2-1	L1	6-4 in last 10 games
Four players in double figures.....	3-0	W3	15-3 in their last 18 including 3-0 record this season
Five players in double figures.....	2-1	W1	13-4 since 2021-22
Six players in double figures.....	1-0	W8	Has happened three times since the 2021-22 season
Coming off a win.....	7-3	L1	
Coming off a loss.....	2-1	L1	First back-to-back losses during Kevin Young Era
Two-plus days between games.....	8-4	L2	
One day between games.....	0-0	L5	
Playing the next day.....	1-0	W1	

\*dates back to 2012-13 season

## THE HOME OF COUGAR BASKETBALL

The Marriott Center is one of the best home court advantages in all of college basketball, with the Cougars ranking the Top 25 in attendance 45 times including three seasons at No. 1. As of Wednesday, Jan. 8, BYU ranks **SEVENTH** in the nation in total attendance and **SEVENTH** in average attendance with 16,618 fans per game. The Cougars are on pace to lead the Big 12 in attendance.

School	Games Played	Average Attendance
Kentucky	10	20,080
North Carolina	7	19,363
Tennessee	9	18,869
Arkansas	9	18,793
Creighton	9	17,088
Syracuse	9	17,079
<b>BYU</b>	<b>9</b>	<b>16,694</b>
Indiana	10	16,247

In 2023-24, BYU was one of two schools in the Big 12 and 11 schools in the NCAA Division I men's basketball to average over 15,000 fans per game as the Cougars draw 15,689 fans per contest. Only the Jayhawks of Kansas draw more fans at home games (16,300) than the Cougars do.

## ROC, PAPER, SCISSORS. WE WIN.

BYU's student section, "The ROC", has played a significant impact on opposing teams free throw shooting percentage over the past five seasons.

1st Half		
Year	FTA-FTM	Percentage
2019-20	68-96	69.8
2020-21*	55-76	72.4
2021-22	81-118	72.0
2022-23	71-103	72.0
2023-24	69-101	68.3
2024-25	35-49	71.4
<b>Total</b>	<b>382-543</b>	<b>70.3</b>
<b>Total w/fans</b>	<b>327-467</b>	<b>70.0</b>

2nd Half		
Year	FTA-FTM	Percentage
2019-20	107-165	64.8
2020-21*	92-139	66.2
2021-22	105-171	61.4
2022-23	121-182	66.5
2023-24	130-190	68.4
2024-25	43-66	65.2
<b>Total</b>	<b>598-913</b>	<b>65.5</b>
<b>Total w/fans</b>	<b>506-774</b>	<b>65.4</b>

Total		
Year	FTA-FTM	Percentage
2019-20	174-261	66.7
2020-21*	157-228	68.9
2021-22	190-289	65.7
2022-23	192-285	67.4
2023-24	199-291	68.4
2024-25	78-115	67.8
<b>Total</b>	<b>990-1469</b>	<b>67.4</b>
<b>Total w/fans</b>	<b>833-1241</b>	<b>67.1</b>

\*no fans allowed due to COVID-19 pandemic

In their exhibition victory over Colorado Christian, "The Roc" was instrumental in the Cougars going 0-of-7 from the charity stripe in the second half.

## GO FORTH AND SERVE

Eight players on the 2024-25 roster served two-year missions for the Church of Jesus Christ of Latter-day Saints. Dallin Hall, Richie Saunders and Trey Stewart were all called to serve out of the country but labored stateside due to the COVID-19 pandemic. Trevin Knell, Dawson Baker, Townsend Tripple and Max Tripple all invested two years of their lives teaching and serving throughout the world.

## HEAR THE WEDDING BELLS

The Cougars have the most married players in the country with four: Richie (Sierra) Saunders, Max (Autumn) Tripplett, Trevin (Tatum) Knell and Dawson (Maddy) Baker. Creighton, Hawaii and Utah State are the only other schools in the country with multiple married players.

## DYNAMIC DUO

BYU's Greg Wrubell and Mark Durrant are in their 28th season calling men's basketball games. They are currently the fifth-longest tenured Division I radio broadcast duo trailing Wichita State's Mike Kennedy and Dave Dahl (45th), Providence's John Rooke and Joe Hassett (36th), LeMoyne's Chris Garanozio and Don Familo (33rd) and Baylor's John Morris and Pat Nunley (30th).



BIG 12 PRESEASON POLL

No.	School (First-place votes)	Points
1	Kansas (9)	215
2	Houston (5)	211
3	Iowa State (1)	194
4	Baylor	185
5	Arizona (1)	179
6	Cincinnati	140
7	Texas Tech	135
8	Kansas State	133
9	BYU	116
10	TCU	90
11	UCF	83
12	Arizona State	64
13	West Virginia	62
14	Oklahoma State	46
15	Colorado	37
16	Utah	30

Preseason All-Big 12 First Team

Hunter Dickinson, Kansas\*  
Caleb Love, Arizona  
UJ Cryer, Houston  
J'Wan Roberts, Houston  
Tamin Lipsey, Iowa State  
\*unanimous selection

Preseason All-Big 12 Second Team

Norchard Omier, Baylor  
Jeremy Roach, Baylor  
Keshon Gilbert, Iowa State  
Dajuan Harris Jr., Kansas  
Coleman Hawkins, Kansas State

Preseason Player of the Year: Hunter Dickinson, Kansas  
Preseason Co-Newcomer of the Year: Jeremy Roach, Baylor  
Preseason Co-Newcomer of the Year: Coleman Hawkins, Kansas State  
Preseason Freshman of the Year: VJ Edgecombe, Baylor

BIG 12 WEEKLY AWARDS

Player(s) of the Week		
Date	Player	School
Nov. 11	Hunter Dickinson (1)	Kansas
Nov. 18	Hunter Dickinson (2)	Kansas
Nov. 25	Norchad Omier	Baylor
Dec. 2	Javon Small (1)	West Virginia
	Keshon Gilbert (1)	Iowa State
Dec. 9	Keshon Gilbert (2)	Iowa State
Dec. 16	Hunter Dickinson (3)	Kansas
Dec. 23	Darriion Williams	Texas Tech
Jan. 6	Javon Small (2)	West Virginia

Newcomer(s) of the Week		
Date	Player	School
Nov. 11	Egor Demin (1)	BYU
	Zeke Mayo (1)	Kansas
Nov. 18	Egor Demin (2)	BYU
	Joson Sanon	Arizona State
Nov. 25	JT. Toppin	Texas Tech
Dec. 2	Tucker DeVries	West Virginia
Dec. 9	Joshua Jefferson (1)	Iowa State
Dec. 16	Joshua Jefferson (2)	Iowa State
	Zeke Mayo (2)	Kansas
Dec. 23	Jayden Quaintance	Arizona State
Jan. 6	Joshua Jefferson (3)	Iowa State
	Noah Reynolds	TCU

BIG 12 STANDINGS

School	Big 12	Pct.	Home	Away	Overall	Pct.	Home	Road	Neutral
Iowa State	3-0	1.000	2-0	1-0	13-1	.929	9-0	2-0	2-1
Houston	3-0	1.000	2-0	1-0	11-3	.786	9-0	1-0	1-3
Arizona	3-0	1.000	1-0	2-0	9-5	.643	6-1	2-1	1-3
Kansas	2-1	.667	1-1	1-0	11-3	.786	8-1	1-2	2-0
Texas Tech	2-1	.667	0-1	2-0	11-3	.786	8-1	2-0	1-2
UCF	2-1	.667	1-1	1-0	11-3	.786	9-1	1-0	1-2
West Virginia	2-1	.667	1-1	1-0	11-3	.786	8-1	1-1	2-1
Baylor	2-1	.667	1-0	0-1	10-4	.714	8-0	0-3	2-1
Arizona State	1-2	.333	1-0	0-2	10-4	.714	5-0	0-3	5-1
BYU	1-2	.333	1-1	0-1	10-4	.714	8-1	0-2	2-1
Oklahoma State	1-2	.333	1-1	0-1	9-5	.643	6-1	2-1	1-3
TCU	1-2	.333	1-0	0-2	8-6	.571	8-0	0-3	0-3
Kansas State	1-2	.333	1-0	0-2	7-7	.500	5-2	0-4	2-1
Cincinnati	0-3	.000	0-1	0-2	10-4	.714	7-1	2-3	1-0
Colorado	0-3	.000	0-1	0-2	9-5	.643	8-1	0-2	1-2
Utah	0-3	.000	0-1	0-2	8-6	.571	8-2	0-2	0-2

\*as of January 9, 2025

TEAM NATIONAL RANKINGS

	National Rank	Big 12 Rank	Value	National Leader	Value
Assist-to-Turnover Ratio	41	7	1.49	Auburn	2.04
Assists Per Game	26	4	17.3	Cornell	20.6
Bench Points Per Game	28	3	31.07	Missouri	40.73
Blocks Per Game	145	13	3.6	Auburn	6.9
Effective FG Percentage	33	2	.562	Michigan	.602
Fastbreak Points	239	16	9.21	UAB	19.44
Field Goal Percentage	61	5	47.7	Michigan	51.9
Field Goal Percentage Defense	92	10	41.4	Houston	34.3
Fouls Per Game	32	4	14.7	Creighton	10.8
Free Throw Attempts Per Game	248	9	17.8	Winthrop	31.5
Free Throw Percentage	268	12	68.7	Wisconsin	85.5
Free Throws Made Per Game	275	11	12.2	Missouri/Winthrop	21.0
Rebound Margin	9	1	10.1	Illinois	32.53
Defensive Rebounds Per Game	58	4	27.29	Illinois	32.53
Offensive Rebounds Per Game	53	4	12.86	Texas A&M	16.67
Rebounds Per Game	30	3	40.14	Florida/Illinois	45.87
Scoring Defense	56	8	66.1	Houston	54.0
Scoring Margin	22	6	15.3	Houston	22.4
Scoring Offense	58	5	81.4	Alabama	90.9
Steals Per Game	130	12	7.6	UTEP	11.6
3-Point Attempts Per Game	18	1	29.6	UTRGV	36.1
3-Point Percentage	98	6	35.4	Bradley	42.0
3-Point Percentage Defense	285	13	35.1	Tennessee	24.6
3-Pointers Per Game	19	1	10.5	North Dakota State	12.3
Turnover Margin	117	12	1.6	UC San Diego	8.5
Turnovers Forced Per Game	134	10	13.14	UTEP	18.93
Turnovers Per Game	129	9	11.6	South Alabama	8.9
Winning Percentage	83	7	71.4	Utah State	93.8

\*as of January 9, 2025

INDIVIDUAL NATIONAL RANKINGS

	BYU Player	National Rank	Conference Rank	Value
Assist-to-Turnover Ratio	Egor Demin	103	10	2.28:1
Assists	Egor Demin	96	7	66
Assists Per Game	Egor Demin	18	1	6.0
Double-Doubles	Keba Keita	192	10	2
Points Per Game	Richie Saunders	491	21	12.9
	Egor Demin	740	34	11.4
	Kanon Catchings	918	46	10.4
	Fousseyini Traore	968	49	10.1
Rebounds	Keba Keita	124	4	111
	Fousseyini Traore	308	13	91
Rebounds Per Game	Keba Keita	47	3	8.5
	Fousseyini Traore	236	14	6.5
Defensive Rebounds Per Game	Keba Keita	100	5	5.46
Offensive Rebounds Per Game	Keba Keita	48	4	3.08
	Fousseyini Traore	175	13	2.36
Steals Per Game	Egor Demin	177	13	1.64
	Richie Saunders	347	24	1.38
3-point Field Goal Attempts	Kanon Catchings	308	12	80
3-Point Field Goals Per Game	Trevin Knell	232	17	2.14
	Richie Saunders	336	21	1.92
3-Point Field Goals Made	Trevin Knell	280	16	30

\*as of January 9, 2025





TOP 25 POLLS

AP TOP 25 (JANUARY 6, 2025)

No.	Team	Ovr.	Points	Prev.
1	Tennessee (45)	14-0	1484	
2	Auburn (15)	13-1	1453	2
3	Iowa State	12-1	1369	3
4	Duke	12-2	1309	4
5	Alabama	12-2	1260	5
6	Kentucky	12-2	1154	10
7	Marquette	13-2	1134	8
8	Florida	13-1	1045	6
9	UConn	12-3	964	11
10	Texas A&M	12-2	924	13
11	Kansas	10-3	809	7
12	Houston	10-3	768	14
13	Illinois	11-3	693	22
14	Mississippi State	13-1	690	17
15	Oregon	13-2	624	9
16	Michigan State	12-2	616	18
17	Oklahoma	13-1	553	12
18	Gonzaga	12-4	469	19
19	Memphis	12-3	384	21
20	Purdue	11-4	374	20
21	West Virginia	11-2	277	RV
22	UCLA	11-3	234	15
23	Ole Miss	12-2	219	24
24	Michigan	11-3	160	RV
25	Utah State	14-1	119	RV

RECEIVING VOTES: Pittsburgh, Arkansas, Nebraska, **Baylor**, Wisconsin, St. John's, San Diego State, **Cincinnati**, Clemson, Maryland, Georgia, St. Bonaventure, **Texas Tech**, Indiana, Missouri, **Arizona**, Dayton, Georgetown, Vanderbilt, Xavier

USA TODAY COACHES POLL (JANUARY 6, 2025)

No.	Team	Ovr.	Points	Prev.
1	Tennessee (21)	14-0	765	
2	Auburn (10)	13-1	749	2
3	Iowa State	12-1	711	3
4	Duke	12-2	670	4
5	Alabama	12-2	651	6
6	Marquette	13-2	581	8
7	Kentucky	12-2	560	11
8	Florida	13-1	529	5
9	Texas A&M	12-2	488	12
10	UConn	12-3	461	13
11	Houston	10-3	454	14
12	Kansas	10-3	438	7
13	Mississippi State	13-1	372	16
14	Michigan State	12-2	350	15
15	Illinois	11-3	300	20
16	Oklahoma	13-1	287	10
17	Oregon	13-2	284	9
18	Gonzaga	12-4	246	19
19	Purdue	11-4	228	22
20	Memphis	12-3	192	25
21	UCLA	11-3	147	18
22	Ole Miss	12-2	119	23
23	West Virginia	11-2	110	RV
24	Michigan	11-3	98	RV
25	Utah State	14-1	73	RV

RECEIVING VOTES: **Baylor**, **Cincinnati**, Pittsburgh, San Diego State, St. John's, Clemson, Maryland, Georgia, Nebraska, **Arizona**, Wisconsin, Vanderbilt, Indiana, UC San Diego, **Texas Tech**, Arkansas

BYU IN THE POLLS

Ranking in AP Poll										Last Win
As	Overall	Home	Away	Neutral	Last Meeting					
As #1	0-0	0-0	0-0	0-0	--					--
As #2	0-0	0-0	0-0	0-0	--					--
As #3	3-2	3-1	0-1	0-0	W, 102-78 vs. Wyoming (3/5/11)					Same
As #4	0-0	0-0	0-0	0-0	--					--
As #5	0-2	0-0	0-2	0-0	L, 86-80 at Wake Forest (12/22/55)					--
As #6	4-1	0-0	1-1	3-0	W, 82-79 vs. Cincinnati (12/18/71)					Same
As #7	11-6	5-0	6-6	0-0	W, 80-67 at #6 San Diego State (2/26/11)					Same
As #8	12-3	8-0	1-0	3-3	L, 72-54 vs. #7 San Diego State (3/12/11)					87-76 vs. New Mexico (3/11/11)
As #9	5-3	4-2	1-1	0-0	L, 86-77 at New Mexico (1/29/11)					71-58 vs. #4 San Diego State (1/26/11)
As #10	9-2	6-0	1-1	2-1	L, 83-74 vs. #15 Florida (3/24/11)					89-67 vs. Gonzaga (3/19/11)
As #11	9-4	2-0	3-2	4-2	W, 104-79 vs. Utah (1/11/11)					Same
As #12	12-7	7-3	6-4	0-1	L, 60-71 vs. Cincinnati (1/6/24)					74-68 at Missouri State (12/4/21)
As #13	8-1	5-1	3-0	0-0	L, 83-81 vs. New Mexico (2/27/10)					82-68 vs. San Diego State (2/24/10)
As #14	13-3	4-0	6-1	3-3	W, 94-68 vs. Wyoming (12/30/23)					Same
As #15	13-9	9-4	4-5	0-0	W, 76-66 vs. Air Force (1/8/11)					Same
As #16	9-2	3-0	3-0	3-2	W, 93-57 vs. Fresno Pacific (1/1/11)					Same
As #17	12-2	10-1	1-0	1-1	W, 101-59 vs. Bellarmine (12/22/23)					Same
As #18	23-5	14-1	6-4	3-0	W, 63-58 at UCF (1/13/24)					Same
As #19	18-4	11-0	5-2	2-2	L, 83-93 at Oklahoma State (2/17/24)					90-88 vs. UCF (2/13/24)
As #20	13-10	5-1	4-4	4-5	L, 67-81 vs. #25 Texas Tech (3/14/24)					87-73 vs. UCF (3/13/24)
As #21	8-5	4-1	3-3	1-1	L, 67-71 vs. Duquesne (03/21/24)					72-66 vs. Kansas State (2/10/24)
As #22	1-0	0-0	1-0	0-0	W, 86-73 at West Virginia (2/3/24)					Same
As #23	12-2	7-0	1-2	4-0	W, 91-78 vs. #2 Gonzaga (2/22/20)					Same
As #24	4-3	2-0	0-1	2-2	L, 83-72 vs. Creighton (12/11/21)					82-71 vs. Utah State (12/8/21)
As #25	8-5	5-0	1-1	2-4	L, 74-84 at Kansas State (2/24/24)					78-71 vs. #11 Baylor (2/20/24)
Total	214-86	115-16	61-43	38-27	L, 67-71 vs. Duquesne (03/21/24)					87-73 vs. UCF (3/13/24)

BYU VERSUS THE POLLS

Ranking in the AP Poll										Last Win
Vs	Overall	Home	Away	Neutral	Last Meeting					
Vs #1	1-9	0-2	1-2	0-5	L, 88-78 vs. Gonzaga (3/9/21)					79-71 at Gonzaga (2/25/17)
Vs #2	3-12	2-3	1-8	0-1	L, 90-57 vs. Gonzaga					91-78 vs. Gonzaga (2/22/20)
Vs #3	2-6	1-3	1-2	0-1	W, 73-70 at Gonzaga (2/28/15)					Same
Vs #4	1-8	1-2	0-2	0-4	L, 68-75 vs. Houston (1/23/24)					71-58 vs. San Diego State (1/26/11)
Vs #5	1-11	1-4	0-5	0-2	L, 82-69 at UCLA (11/15/06)					76-74 vs. Utah (2/11/55)
Vs #6	2-8	0-4	1-2	1-2	L, 63-68 at Iowa State (3/6/24)					80-67 at San Diego State (2/26/11)
Vs #7	4-11	1-1	1-4	2-6	W, 76-68 at Kansas (2/27/24)					Same
Vs #8	2-7	1-2	0-3	1-2	L, 75-74 vs. Gonzaga (1/12/23)					51-49 vs. Utah (3/9/91)
Vs #9	3-9	2-2	0-4	1-3	L, 68-61 vs. Michigan State (12/8/07)					95-76 vs. Utah (3/7/81)
Vs #10	5-5	1-3	2-2	2-0	L, 96-85 vs. Utah (3/2/96)					78-53 vs. UCLA (3/14/81)
Vs #11	2-7	1-2	0-2	1-3	W, 78-71 vs. Baylor (2/20/24)					Same
Vs #12	3-8	0-1	1-4	2-3	W, 81-49 vs. Oregon (11/16/21)					Same
Vs #13	5-7	3-1	0-4	2-2	L, 65-61 vs. Utah (12/10/14)					61-52 vs. Air Force (1/27/07)
Vs #14	1-8	1-4	0-4	0-0	L, 86-55 at Houston (1/4/2025)					93-73 vs. Pittsburgh (12/23/86)
Vs #15	3-5	3-1	0-2	0-2	L, 92-87 vs. San Diego State (11/24/14)					72-69 vs. UTEP (2/15/86)
Vs #16	4-7	1-1	2-4	1-2	L, 69-76 vs. Saint Mary's (3/6/23)					83-62 at New Mexico (2/26/98)
Vs #17	3-5	2-2	0-2	1-1	W, 74-65 vs. San Diego State (11/20/23)					Same
Vs #18	6-3	4-1	1-1	1-1	W, 72-62 at San Diego State (12/18/21)					Same
Vs #19	4-5	3-0	0-4	1-1	L, 75-82 at San Diego State (11/11/22)					69-59 vs. Oklahoma State (11/23/94)
Vs #20	3-7	2-3	0-0	1-4	W, 85-72 vs. Saint Mary's (3/5/18)					Same
Vs #21	1-6	0-3	0-3	1-0	W, 83-80 vs. Gonzaga (12/10/22)					Same
Vs #22	0-2	0-2	0-0	0-0	L, 56-57 vs. Saint Mary's (1/28/23)					--
Vs #23	0-4	0-0	0-3	0-1	L, 85-96 (OT) vs. Ole Miss (11/28/24)					--
Vs #24	2-1	2-1	0-0	0-0	W, 87-72 vs. Iowa State (1/16/24)					Same
Vs #25	7-6	3-1	3-2	1-3	L, 67-81 vs. Texas Tech (3/14/24)					70-59 vs. Saint Mary's (2/4/16)
Total	68-167	35-49	14-69	19-49	L, 85-96 (OT) vs. Ole Miss (11/28/24)					W, 76-68 at #7 Kansas (2/27/24)

LAST TIME BYU WON AS TOP 25

Home	Away
#1:.....	--
#2:.....	--
#3..... Wyoming.....	3/5/11
#4:.....	--
#5:.....	--
#6:.....	--
#7:..... Colorado State.....	2/23/11
#8:..... UNLV.....	2/5/11
#9:..... San Diego State.....	1/16/11
#10:..... UTEP.....	2/5/72
#11:..... Utah.....	2/19/72
#12:..... TCU.....	2/2/10
#13:..... San Diego State.....	2/24/10
#14:..... Wyoming.....	12/30/23
#15:..... Air Force.....	1/8/11
#16:..... Fresno Pacific.....	1/11/11
#17:..... Bellarmine.....	12/22/23
#18:..... Georgia State.....	12/16/23
#19:..... UCF.....	2/13/24
#20:..... Oklahoma State.....	3/9/24
#21:..... Kansas State.....	2/10/24
#22:.....	--
#23:..... Gonzaga.....	2/22/20
#24:..... Utah State.....	12/8/21
#25:..... Baylor.....	2/20/24

Neutral	Home
.....	#1:..... (0-2)
.....	#2:..... Gonzaga..... 2/22/20
.....	#3:..... (0-4)
.....	#4:..... San Diego State..... 1/26/11
.....	#5:..... Utah..... 2/11/55
Cincinnati..... 12/18/71	#6:..... (0-4)
.....	#7:..... Washington..... 12/22/84
New Mexico..... 3/1/11	#8:..... UTEP..... 3/1/84
.....	#9:..... Utah..... 3/7/81
Gonzaga..... 3/19/11	#10:..... Utah..... 1/31/45
San Jose State..... 3/21/51	#11:..... Baylor..... 2/20/24
..... (0-1)	#12:..... (0-1)
.....	#13:..... Air Force..... 1/27/07
TCU..... 3/11/10	#14:..... Pittsburgh..... 12/23/86
.....	#15:..... UTEP..... 2/15/86
Notre Dame..... 3/19/81	#16:..... Notre Dame..... 1/13/86
Florida..... 3/18/10	#17:..... San Diego State..... 11/10/23
Vermont..... 11/8/10	#18:..... Wyoming..... 2/11/88
Fresno State..... 12/1/23	#19:..... UTEP..... 2/1/92
UCF..... 3/13/24	#20:..... Arizona State..... 1/25/74
Hawaii..... 12/4/10	#21:..... (0-3)
.....	#22:..... (0-2)
Saint Mary's..... 11/27/10	#23:.....
San Diego State..... 3/14/08	#24:..... Iowa State..... 1/16/24
Air Force..... 3/21/09	#25:..... Saint Mary's..... 2/4/05

Away		Neutral	
Gonzaga	2/25/17	--	(0-5)
UCLA	11/27/81	--	(0-1)
Gonzaga	2/28/15	--	(0-1)
--	(0-2)	--	(0-4)
--	(0-5)	--	(0-2)
San Diego State	2/26/11	Louisville	11/23/07
Kansas	2/27/24	Notre Dame	3/19/81
--	(0-3)	Utah	3/9/91
--	(0-4)	Oklahoma	12/21/92
Wyoming	1/8/51	UCLA	3/14/81
--	(0-2)	Villanova	12/29/70
Wyoming	1/15/88	Oregon	11/16/21
--	(0-4)	Stanford	12/22/01
--	(0-4)	--	--
--	(0-2)	--	(0-2)
New Mexico	2/26/98	Idaho State	3/16/57
--	(0-2)	Illinois	12/19/80
San Diego State	12/18/20	Michigan	12/7/72
--	(0-4)	Oklahoma State	11/23/94
--	--	Saint Mary's	3/6/18
--	(0-3)	Creighton	12/10/22
--	--	--	--
--	(0-2)	--	(0-2)
--	--	--	--
Gonzaga	1/14/16	Oklahoma State	12/6/03



## 2024-25 SCORING BY HALF (BYU-OPPONENT)

Opponent	1st Half	Margin	FG%	2nd Half	Margin	FG%	OT	Margin	FG%	Final	Margin	FG%
Central Arkansas	46-23	+23	45.0-28.6	42-27	+15	46.9-40.7	-	-	-	88-50	+38	45.8-34.5
UC Riverside	40-33	+7	51.6-40.0	46-47	-1	54.8-45.5	-	-	-	86-80	+6	53.2-43.1
Queens	51-26	+25	<b>64.5</b> -30.0	48-29	+19	42.6-39.3	-	-	-	99-55	+44	51.3-34.5
Idaho	41-38	+3	53.6-50.0	<b>54</b> -33	+21	58.1-50.0	-	-	-	95-71	+24	<b>55.9</b> -50.0
Mississippi Valley State	55-27	+28	56.3-52.6	32-16	+16	50.0-26.9	-	-	-	87-43	+44	53.4-37.8
vs. Ole Miss	42-39	+3	44.4-50.0	35-38	-3	46.2-42.3	8-19	-11	18.2-75.0	85-96	-11	40.6-48.4
vs. NC State	38-27	+11	53.8-29.6	34-34	-	33.3-43.3	-	-	-	72-61	+11	42.4-36.8
at Providence	34-46	-12	32.4-71.4	30-37	-7	34.4-47.6	-	-	-	64-83	-19	33.3-59.5
Fresno State	44-27	+17	56.3-34.5	51-40	+11	54.1-35.0	-	-	-	95-67	+28	55.1-34.8
vs. Wyoming	34-25	+9	58.3-43.5	34-24	+10	45.5-40.0	-	-	-	69-49	+19	52.2-41.7
Florida A&M	50-21	+29	52.9-30.4	53-36	+17	55.2-34.4	-	-	-	103-57	+46	54.0-32.7
Arizona State	31-26	+5	36.7-32.3	45-30	+15	<b>60.7</b> -42.3	-	-	-	76-56	+20	48.3-36.8
at Houston	22-39	-17	36.4-45.2	33-47	-14	38.5-53.6	-	-	-	55-86	-31	37.5-49.2
Texas Tech	34-32	+2	46.4-36.7	33-40	-7	41.4-53.6	-	-	-	67-72	-5	43.9-44.8
at TCU												
Oklahoma State												
at Utah												
at Colorado												
Cincinnati												
Baylor												
at UCF												
Arizona												
at Cincinnati												
at West Virginia												
Kansas State												
Kansas												
at Arizona												
at Arizona State												
West Virginia												
at Iowa State												
Utah												
<b>TOTALS</b>	<b>562-429</b>	<b>+133</b>	<b>49.1-40.4</b>	<b>570-478</b>	<b>+92</b>	<b>47.1-42.1</b>	<b>8-19</b>	<b>-11</b>	<b>18.2-75.0</b>	<b>1140-926</b>	<b>+214</b>	<b>47.7-41.4</b>

## 2024-25 SUPERLATIVES (BYU-OPPONENT)

Opponent	In the Paint		Off Turnovers		Second Chance		Fast Break		Starters		Bench		Big Run		Big Lead	
	BYU	Opp.	BYU	Opp.	BYU	Opp.	BYU	Opp.	BYU	Opp.	BYU	Opp.	BYU	Opp.	BYU	Opp.
Central Arkansas	36	18	24	8	<b>23</b>	2	12	1	65	37	23	13	11	5	41	0
UC Riverside	<b>48</b>	18	15	12	17	7	7	8	59	59	27	21	11	9	17	0
Queens	46	18	22	12	22	2	13	4	57	20	<b>42</b>	35	19	6	47	0
Idaho	44	26	20	6	6	5	<b>22</b>	7	62	46	33	25	11	5	26	7
Mississippi Valley State	38	20	24	8	12	2	8	2	54	38	33	5	12	5	44	0
vs. Ole Miss	26	40	13	23	17	12	7	12	51	82	34	14	8	8	10	11
vs. NC State	30	20	12	9	12	10	4	5	43	47	29	14	9	9	24	0
at Providence	32	24	13	7	18	2	6	0	26	44	37	39	9	10	2	25
Fresno State	44	24	11	18	13	5	11	11	<b>74</b>	44	21	23	11	11	28	2
vs. Wyoming	24	18	15	12	6	3	4	5	31	35	37	14	11	4	21	0
Florida A&M	36	14	<b>26</b>	14	14	0	11	9	62	22	41	35	<b>22</b>	9	<b>48</b>	5
Arizona State	36	24	19	17	16	6	12	13	57	38	19	18	9	7	22	0
a Houston	18	24	5	24	7	18	4	13	31	45	24	41	5	9	0	34
Texas Tech	40	30	11	12	18	7	8	12	32	61	35	11	7	6	5	8
at TCU																
Oklahoma State																
at Utah																
at Colorado																
Cincinnati																
Baylor																
at UCF																
Arizona																
at Cincinnati																
at West Virginia																
Kansas State																
Kansas																
at Arizona																
at Arizona State																
West Virginia																
at Iowa State																
Utah																
<b>TOTALS</b>	<b>498</b>	<b>312</b>	<b>230</b>	<b>182</b>	<b>201</b>	<b>81</b>	<b>129</b>	<b>102</b>	<b>705</b>	<b>618</b>	<b>435</b>	<b>308</b>				
<b>HOME</b>	<b>368</b>	<b>186</b>	<b>172</b>	<b>107</b>	<b>141</b>	<b>36</b>	<b>104</b>	<b>67</b>	<b>522</b>	<b>365</b>	<b>274</b>	<b>186</b>				
<b>AWAY</b>	<b>50</b>	<b>48</b>	<b>18</b>	<b>31</b>	<b>25</b>	<b>20</b>	<b>10</b>	<b>13</b>	<b>58</b>	<b>89</b>	<b>61</b>	<b>80</b>				
<b>NEUTRAL</b>	<b>80</b>	<b>78</b>	<b>40</b>	<b>44</b>	<b>35</b>	<b>25</b>	<b>15</b>	<b>22</b>	<b>125</b>	<b>164</b>	<b>100</b>	<b>42</b>				
<b>RECORD (W/L/T)</b>	<b>(10-2/0-2/0-0)</b>		<b>(9-1/1-3/0-0)</b>		<b>(10-3/0-1/0-0)</b>		<b>(5-1/4-3/1-0)</b>		<b>(7-0/2-4/1-0)</b>		<b>(9-2/1-2/0-0)</b>					

\*Superlatives in Bold



GAMES PLAYED/STARTED

Player	Games Played		Games Started	
	Season	Career	Season	Career
Dawson Baker	14 (10-4)	97 (65-32)*	0 (0-0)	71 (49-22)*
Mihailo Boskovic	12 (9-3)	12 (9-3)	0 (0-0)	0 (0-0)
Kanon Catchings	14 (10-4)	14 (10-4)	14 (10-4)	14 (10-4)
Elijah Crawford	12 (9-3)	12 (9-3)	0 (0-0)	0 (0-0)
Egor Demin	11 (7-4)	11 (7-4)	11 (7-4)	11 (7-4)
Dallin Hall	10 (6-4)	78 (48-30)	10 (6-4)	61 (36-25)
Keba Keita*	13 (9-4)	79 (47-32)	13 (9-4)	26 (15-11)
Trevin Knell	14 (10-4)	128 (91-37)	7 (7-0)	59 (43-16)
Brody Kozlowski	7 (6-1)	7 (6-1)	0 (0-0)	0 (0-0)
Mawot Mag*	12 (8-4)	92 (54-38)	1 (1-0)	42 (26-16)
Jared McGregor	4 (4-0)	21 (20-1)	0 (0-0)	0 (0-0)
Richie Saunders	13 (9-4)	81 (51-30)	13 (9-4)	16 (9-7)
Trey Stewart	8 (4-4)	71 (46-25)	0 (0-0)	4 (4-0)
Fousseyini Traore	14 (10-4)	106 (66-40)	1 (1-0)	63 (39-24)
Max Triplett	5 (5-0)	5 (5-0)	0 (0-0)	0 (0-0)
Townsend Triple	4 (4-0)	18 (16-2)	0 (0-0)	0 (0-0)

\*Includes games played at Division I institution

2024-25 BYU STARTING LINEUPS

Opponent	(1)	(2)	(3)	(4)	(5)
Central Arkansas	Demin	Knell	Saunders	Catchings	Keita
UC Riverside	Demin	Knell	Saunders	Catchings	Keita
Queens	Demin	Knell	Saunders	Catchings	Keita
Idahio	Demin	Knell	Saunders	Catchings	Keita
Mississippi Valley State	Hall	Demin	Saunders	Catchings	Traore
vs. Ole Miss	Hall	Demin	Saunders	Catchings	Keita
vs. NC State	Hall	Demin	Saunders	Catchings	Keita
at Providence	Hall	Demin	Saunders	Catchings	Keita
Fresno State	Hall	Knell	Saunders	Catchings	Keita
vs. Wyoming	Hall	Knell	Saunders	Catchings	Keita
Florida A&M	Hall	Knell	Mag	Catchings	Keita
Arizona State	Hall	Demin	Saunders	Catchings	Keita
at Houston	Hall	Demin	Saunders	Catchings	Keita
Texas Tech	Hall	Demin	Saunders	Catchings	Keita
at TCU					
Oklahoma State					
at Utah					
at Colorado					
Cincinnati					
Baylor					
at UCF					
Arizona					
at Cincinnati					
at West Virginia					
Kansas State					
Kansas					
at Arizona					
at Arizona State					
West Virginia					
at Iowa State					
Utah					

WIN-LOSS RECORD

Win-Loss Record	(1)	(2)	(3)	(4)	(5)
4-0	Demin	Knell	Saunders	Catchings	Keita
2-0	Hall	Knell	Saunders	Catchings	Keita
1-0	Hall	Demin	Saunders	Catchings	Traore
1-0	Hall	Knell	Mag	Catchings	Keita
2-4	Hall	Demin	Saunders	Catchings	Keita

GAME LEADERS

Points	Rebounds	Assists	Steals	Blocks	Plus-Minus
Knell (3)	Keita (9)	Demin (10)	Saunders (8)	Catchings (7)	Catchings (5)
Traore (3)	Traore (4)	Hall (5)	Demin (6)	Keita (5)	Demin (3)
Baker (2)	Demin (1)	Traore (1)	Knell (4)	Saunders (4)	Keita (2)
Demin (2)	Knell (1)		Catchings (3)	Traore (3)	Baker (1)
Catchings (2)			Crawford (2)	Mag (3)	Traore (1)
Saunders (2)			Baker (2)	Demin (3)	Boskovic (1)
			Keita (1)	Triplett (1)	Hall (1)
			Knell (1)	Knell (1)	
			Mag (1)		
			Stewart (1)		
			Hall (1)		

MILESTONE WINS

No.	Date	Score	Opponent	Location
1	Feb. 21, 1903	30-18	Weber Academy	Ogden, Utah
50	Feb. 5, 1910	31-27	Utah	Salt Lake City, Utah
100	Feb. 10, 1917	38-32	Utah	Provo, Utah
150	Jan. 11, 1924	40-38 (OT)	Colorado College	Provo, Utah
200	Dec. 8, 1928	38-37	Vico Oil	Provo, Utah
250	Dec. 27, 1930	42-27	Western Reserve	Cleveland, Ohio
300	March 10, 1933	37-33	Wyoming	Provo, Utah
350	Jan. 17, 1936	42-34	Utah	Provo, Utah
400	Jan. 5, 1940	47-33	Montana State	Bozeman, Montana
450	Feb. 5, 1943	53-51	Weber College	Ogden, Utah
500	Jan. 26, 1948	45-39	Wyoming	Laramie, Wyoming
550	Dec. 9, 1950	70-57	Marshall	Huntington, W.V.
600	Dec. 30, 1952	84-58	Wake Forest	Raleigh, N.C.
650	Dec. 27, 1955	89-70	Toledo	Detroit, Mich.
700	Jan. 3, 1959	70-62	Dayton	Dayton, Ohio
750	Feb. 8, 1963	76-73	New Mexico	Provo, Utah
800	Feb. 11, 1966	96-88	Utah State	Logan, Utah
850	March 5, 1969	95-82	Wyoming	Phoenix, Ariz.
900	Feb. 10, 1973	62-58	Wyoming	Provo, Utah
950	Feb. 21, 1976	84-83	Utah	Salt Lake City, Utah
1000	Dec. 14, 1979	87-65	UC Santa Barbara	Provo, Utah
1050	Dec. 15, 1981	63-55	Weber State	Provo, Utah
1100	Dec. 19, 1984	89-81	UCLA	Provo, Utah
1150	March 5, 1987	82-79 (OT)	Air Force	Albuquerque, N.M.
1200	Jan. 6, 1990	63-60	San Diego State	San Diego, Calif.
1250	Feb. 20, 1992	58-56	Utah	Provo, Utah
1300	Feb. 17, 1994	94-82	Air Force	Colorado Springs, Colo.
1350	Feb. 26, 1998	83-62	No. 16 New Mexico	Albuquerque, N.M.
1400	Feb. 17, 2001	62-45	Air Force	Provo, Utah
1450	March 13, 2003	71-56	New Mexico	Las Vegas, Nev.
1500	March 4, 2006	76-68	New Mexico	Provo, Utah
1550	March 8, 2008	61-54	TCU	Fort Worth, Texas
1600	Feb. 13, 2010	91-48	Air Force	Provo, Utah
1650	Dec. 27, 2011	79-51	Cal State San Marcos	Provo, Utah
1700	Jan. 11, 2014	91-68	Loyola Marymount	Provo, Utah
1750	Jan. 14, 2016	69-68	Gonzaga	Spokane, Wash.
1800	Jan. 13, 2018	84-50	Santa Clara	Santa Clara, Calif.
1850	Feb. 20, 2020	85-75	Santa Clara	Provo, Utah
1900	Nov. 25, 2022	79-75 (OT)	Dayton	Nassua, Bahamas

MILESTONE LOSSES

No.	Date	Score	Opponent	Location
1	Feb. 6, 1903	7-47	LDSU	
50	Feb. 3, 1923	30-36	Utah State	Logan, Utah
100	Feb. 8, 1929	41-56	Utah	Salt Lake City, Utah
150	Feb. 17, 1934	35-43	Utah State	Logan, Utah
200	Dec. 28, 1938	38-45	Montana	Provo, Utah
250	Dec. 1, 1945	61-62	Alumni	Provo, Utah
300	Feb. 18, 1949	52-54	No. 14 Utah	Salt Lake City, Utah
350	Feb. 20, 1954	64-70	Utah	Provo, Utah
400	Jan. 1, 1959	81-100	Ohio State	Columbus, Ohio
450	March 3, 1962	88-91	Denver	Denver, Colo.
500	Dec. 16, 1967	69-102	No. 2 Houston	Houston, Texas
550	March 18, 1971	73-91	No. 1 UCLA	Salt Lake City, Utah
600	Jan. 17, 1976	68-83	Arizona State	Tempe, Ariz.
650	Dec. 28, 1979	71-86	No. 18 Oregon State	Portland, Ore.
700	Dec. 8, 1984	79-87	Weber State	Ogden, Utah
750	Jan. 24, 1989	78-79	Air Force	Provo, Utah
800	Feb. 3, 1994	65-79	Wyoming	Laramie, Wyo.
850	Feb. 20, 1997	65-80	Tulsa	Tulsa, Okla.
900	March 11, 2000	56-79	UNLV	Las Vegas, Nev.
950	Jan. 8, 2005	57-59	San Diego State	Provo, Utah
1000	March 12, 2010	66-70	UNLV	Las Vegas, Nev.
1050	Nov. 16, 2015	65-66	Long Beach State	Long Beach, Calif.
1100	Dec. 4, 2019	95-102 (OT)	Utah	Salt Lake City, Utah
1150	Dec. 3, 2024	64-83	Providence	Providence, R.I.

MARRIOTT CENTER MILESTONE WINS

No.	Date	Score	Opponent
1	Dec. 3, 1971	78-71	Kansas State
50	Jan. 8, 1977	85-77	Utah State
100	Dec. 11, 1982	77-71	Idaho State
150	Jan. 25, 1986	87-69	Utah
200	Jan. 25, 1990	65-49	Utah
250	Jan. 15, 1994	87-73	Air Force
300	Dec. 11, 1999	66-53	Weber State
350	Feb. 3, 2003	65-33	Air Force
400	Feb. 3, 2007	90-63	No. 25 UNLV
450	Nov. 17, 2010	78-72	Utah State
500	Feb. 6, 2014	89-76	Santa Clara
550	Dec. 16, 208	77-65	Utah
600	Nov. 20, 2021	97-71	Central Methodist





## BYU - GAME HIGHS

POINTS	103 vs. Florida A&M (12/20/2024)
FIELD GOALS MADE	40 vs. Queens (11/13/2024)
FIELD GOAL ATTEMPTS	78 vs. Queens (11/13/2024)
FIELD GOAL PERCENTAGE	.559 (33-59) vs. Idaho (11/16/2024)
3-POINT FIELD GOALS MADE	15 vs. Florida A&M (12/20/2024) 15 vs. Queens (11/13/2024) 15 vs. Central Arkansas (11/5/2024)
3-POINT FIELD GOAL ATTEMPTS	44 vs. Central Arkansas (11/5/2024)
3-POINT FIELD GOAL PERCENTAGE	.450 (9-20) vs. Wyoming (12/14/2024)
FREE THROWS MADE	21 vs. Ole Miss (11/28/2024)
FIELD THROW ATTEMPTS	30 vs. Idaho (11/16/2024)
FREE THROW PERCENTAGE	.833 (5-6) vs. Fresno State (12/11/2024)
REBOUNDS	59 vs. Queens (11/13/2024)
ASSISTS	25 vs. Florida A&M (12/20/2024) 25 vs. Queens (11/13/2024)
STEALS	13 vs. Queens (11/13/2024)
BLOCKED SHOTS	8 vs. Idaho (11/16/2024) 8 vs. Queens (11/13/2024)
TURNOVERS	17 vs. Fresno State (12/11/2024) 17 vs. Ole Miss (11/28/2024)
FOULS	29 vs. Ole Miss (11/28/2024)

## BYU - GAME LOWS

POINTS	55 at Houston (1/4/2025)
FIELD GOALS MADE	18 at Houston (1/4/2025)
FIELD GOAL ATTEMPTS	46 vs. Wyoming (12/14/2024)
FIELD GOAL PERCENTAGE	.333 (23-69) at Providence (12/3/2024)
3-POINT FIELD GOALS MADE	5 vs. Texas Tech (1/7/2025)
3-POINT FIELD GOAL ATTEMPTS	20 vs. Wyoming (12/14/2024)
3-POINT FIELD GOAL PERCENTAGE	.217 (5-23) vs. Texas Tech (1/7/2025)
FREE THROWS MADE	4 vs. Queens (11/13/2024)
FIELD THROW ATTEMPTS	6 vs. Fresno State (12/11/2024)
FREE THROW PERCENTAGE	.500 (4-8) vs. Queens (11/13/2024)
REBOUNDS	24 at Houston (1/4/2025)
ASSISTS	9 at Providence (12/3/2024)
STEALS	3 vs. Fresno State (12/11/2024) 3 vs. NC State (11/29/2024)
BLOCKED SHOTS	1 vs. Florida A&M (12/20/2024) 1 at Providence (12/3/2024)
TURNOVERS	5 at Providence (12/3/2024)
FOULS	7 vs. Queens (11/13/2024)

## OPPONENT - GAME HIGHS

POINTS	96 vs. Ole Miss (11/28/2024)
FIELD GOALS MADE	31 vs. Ole Miss (11/28/2024)
FIELD GOAL ATTEMPTS	69 vs. Fresno State (12/11/2024)
FIELD GOAL PERCENTAGE	.595 (25-42) at Providence (12/3/2024)
3-POINT FIELD GOALS MADE	16 at Houston (1/4/2025)
3-POINT FIELD GOAL ATTEMPTS	37 vs. Fresno State (12/11/2024)
3-POINT FIELD GOAL PERCENTAGE	.571 (12-21) vs. Idaho (11/16/2024)
FREE THROWS MADE	29 vs. Ole Miss (11/28/2024)
FIELD THROW ATTEMPTS	36 vs. Ole Miss (11/28/2024)
FREE THROW PERCENTAGE	.917 (11-12) vs. Florida A&M (12/20/2024)
REBOUNDS	39 vs. Texas Tech (1/7/2025) 39 vs. Ole Miss (11/28/2024)
ASSISTS	17 vs. Fresno State (12/11/2024)
STEALS	10 vs. Arizona State (12/31/2024) 10 vs. Ole Miss (11/28/2024)
BLOCKED SHOTS	7 at Houston (1/4/2025)
TURNOVERS	19 vs. Idaho (11/16/2024)
FOULS	22 vs. UC Riverside (11/8/2024)

## OPPONENT - GAME LOWS

POINTS	43 vs. Mississippi Valley State (11/23/2024)
FIELD GOALS MADE	17 vs. Mississippi Valley State (11/23/2024)
FIELD GOAL ATTEMPTS	42 at Providence (12/3/2024)
FIELD GOAL PERCENTAGE	.327 (18-55) vs. Florida A&M (12/20/2024)
3-POINT FIELD GOALS MADE	2 vs. Mississippi Valley State (11/23/2024)
3-POINT FIELD GOAL ATTEMPTS	10 vs. Mississippi Valley State (11/23/2024)
3-POINT FIELD GOAL PERCENTAGE	.200 (2-10) vs. Mississippi Valley State (11/23/2024)
FREE THROWS MADE	3 vs. Wyoming (12/14/2024)
FIELD THROW ATTEMPTS	8 vs. Wyoming (12/14/2024)
FREE THROW PERCENTAGE	.375 (3-8) vs. Wyoming (12/14/2024)
REBOUNDS	22 vs. Queens (11/13/2024)
ASSISTS	8 vs. Mississippi Valley State (11/23/2024)
STEALS	2 vs. Wyoming (12/14/2024)
BLOCKED SHOTS	0 vs. Arizona State (12/31/2024)
TURNOVERS	9 vs. Texas Tech (1/7/2025) 9 vs. NC State (11/29/2024) 9 vs. Ole Miss (11/28/2024)
FOULS	10 vs. Central Arkansas (11/5/2024)



## BYU - INDIVIDUAL GAME HIGHS

### POINTS

30 ..... Richie Saunders vs. Arizona State (12/31/2024)

### FIELD GOALS MADE

11 ..... Richie Saunders vs. Arizona State (12/31/2024)  
 ..... Fousseyni Traore vs. Idaho (11/16/2024)

### FIELD GOAL ATTEMPTS

18 ..... Richie Saunders vs. Arizona State (12/31/2024)

### FIELD GOAL PERCENTAGE (min. 5 made)

1.000 (6-6) ..... Keba Keita vs. Fresno State (12/11/2024)

### 3-POINT FIELD GOALS MADE

6 ..... Richie Saunders vs. Arizona State (12/31/2024)  
 ..... Dawson Baker vs. Queens (11/13/2024)

### 3-POINT FIELD GOAL ATTEMPTS

11 ..... Richie Saunders vs. Arizona State (12/31/2024)  
 ..... Kanon Catchings vs. Central Arkansas (11/5/2024)

### 3-POINT FIELD GOAL PERCENTAGE (min. 2 made)

1.000 (3-3) ..... Richie Saunders vs. NC State (11/29/2024)

### FREE THROWS MADE

7 ..... Richie Saunders vs. Ole Miss (11/28/2024)  
 ..... Fousseyni Traore vs. Idaho (11/16/2024)

### FIELD THROW ATTEMPTS

8 ..... Richie Saunders vs. Ole Miss (11/28/2024)  
 ..... Keba Keita vs. UC Riverside (11/8/2024)

### FREE THROW PERCENTAGE (min. 3 made)

1.000 (7-7) ..... Fousseyni Traore vs. Idaho (11/16/2024)  
 1.000 (6-6) ..... Egor Demin at Providence (12/3/2024)  
 1.000 (6-6) ..... Fousseyni Traore vs. Ole Miss (11/28/2024)  
 1.000 (4-4) ..... Dallin Hall at Houston (1/4/2025)  
 1.000 (3-3) ..... Mawot Mag vs. Florida A&M (12/20/2024)  
 1.000 (3-3) ..... Egor Demin vs. Idaho (11/16/2024)

### REBOUNDS

13 ..... Keba Keita vs. Queens (11/13/2024)

### ASSISTS

11 ..... Egor Demin vs. Central Arkansas (11/5/2024)

### STEALS

4 ..... Richie Saunders vs. Idaho (11/16/2024)  
 ..... Egor Demin vs. Central Arkansas (11/5/2024)

### BLOCKED SHOTS

3 ..... Richie Saunders vs. Idaho (11/16/2024)  
 ..... Egor Demin vs. Idaho (11/16/2024)  
 ..... Kanon Catchings vs. Central Arkansas (11/5/2024)

### TURNOVERS

5 ..... Egor Demin vs. Arizona State (12/31/2024)  
 ..... Egor Demin vs. Ole Miss (11/28/2024)

### FOULS

5 ..... Dallin Hall at Providence (12/3/2024)

## OPPONENT - INDIVIDUAL GAME HIGHS

### POINTS

28 ..... Jaylen Murray vs. Ole Miss (11/28/2024)

### FIELD GOALS MADE

10 ..... Jaylen Murray vs. Ole Miss (11/28/2024)

### FIELD GOAL ATTEMPTS

19 ..... Barrington Hargress vs. UC Riverside (11/8/2024)

### FIELD GOAL PERCENTAGE (min. 5 made)

1.000 (5-5) ..... Mylik Wilson at Houston (1/4/2025)

### 3-POINT FIELD GOALS MADE

6 ..... Elijah Hawkins vs. Texas Tech (1/7/2025)

### 3-POINT FIELD GOAL ATTEMPTS

9 ..... Elijah Hawkins vs. Texas Tech (1/7/2025)  
 ..... LJ Cryer at Houston (1/4/2025)  
 ..... BJ Freeman vs. Arizona State (12/31/2024)

### 3-POINT FIELD GOAL PERCENTAGE (min. 2 made)

1.000 (2-2) ..... Mylik Wilson at Houston (1/4/2025)  
 1.000 (2-2) ..... Kaleb Washington vs. Florida A&M (12/20/2024)  
 1.000 (2-2) ..... Arthur Tate vs. Mississippi Valley State (11/23/2024)  
 1.000 (2-2) ..... Kyson Rose vs. Idaho (11/16/2024)  
 1.000 (3-3) ..... Maban Jabriel vs. Queens (11/13/2024)

### FREE THROWS MADE

10 ..... Bryce Hopkins at Providence (12/3/2024)  
 ..... Dre Davis vs. Ole Miss (11/28/2024)

### FIELD THROW ATTEMPTS

14 ..... Dre Davis vs. Ole Miss (11/28/2024)

### FREE THROW PERCENTAGE (min. 3 made)

1.000 (8-8) ..... Sterling Young vs. Florida A&M (12/20/2024)  
 1.000 (6-6) ..... Matthew Murrell vs. Ole Miss (11/28/2024)  
 1.000 (5-5) ..... Jaylen Murray vs. Ole Miss (11/28/2024)  
 1.000 (4-4) ..... Emanuel Sharp at Houston (1/4/2025)  
 1.000 (4-4) ..... Alex Crawford vs. Fresno State (12/11/2024)

### REBOUNDS

11 ..... Nehemiah Turner vs. Central Arkansas (11/5/2024)

### ASSISTS

8 ..... Milos Uzan at Houston (1/4/2025)

### STEALS

4 ..... Zaon Collins vs. Fresno State (12/11/2024)

### BLOCKED SHOTS

3 ..... Ja'Vier Francis at Houston (1/4/2025)  
 ..... Malcolm Wilson vs. Queens (11/13/2024)

### TURNOVERS

6 ..... Brayden Fagebmi vs. Central Arkansas (11/5/2024)

### FOULS

5 ..... Joseph Tugler at Houston (1/4/2025)  
 ..... Dontrez Styles vs. NC State (11/29/2024)  
 ..... Mikeal Brown-Jones vs. Ole Miss (11/28/2024)



# KEVIN YOUNG



EDUCATION

Clayton State (2004, B.A.)

COACHING EXPERIENCE

- BYU Head Coach (2024-present)
- Phoenix Suns Associate Head Coach (2021-24)
- Phoenix Suns Assistant Coach (2020-21)
- Philadelphia 76ers Assistant Coach (2016-20)
- Delaware 87ers Head Coach (2013-16)
- Iowa Energy Head Coach (2011-13)
- Utah Flash Head Coach (2010-11)
- Utah Flash Assistant Coach (2007-10)
- Shamrock Rovers Hoops Head Coach (2006-07)
- Utah Valley Assistant Coach (2005-06)
- Oxford College Assistant Coach (2004-05)

Kevin Young was named the 19th head coach in BYU men’s basketball program history on April 16, 2024.

No stranger to the highest level of basketball, Young was one of the most sought after assistants in the latest NBA hiring cycle before choosing to come to BYU. Prior to returning to the college game for the first time since working under Dick Hunsaker at Utah Valley, Young was on staff for the Phoenix Suns for four years including the last three as an associate head coach. He helped the organization reach the playoffs every year including a run to the NBA Finals in 2020-21.

Young was pulling double duty in the spring of 2024 as he was still helping the Suns during their run in the NBA Playoffs while putting together a coaching staff and recruiting.

In his final season in Phoenix, he help them finish second in the Pacific division and sixth in the West with a record of 49-33. Kevin Durant and Devin Booker became the Suns’ 12th pair of teammates to be named onto All-NBA teams in the same season with Durant being named to the Second Team for the fifth time in his career while Booker picked up Third Team accolades. In his first full season in Phoenix, Durant started in 75 games averaging 27.1 points, 0.2 less than his career average. He shot 52.3 percent from the field, 41.3 percent from three and 85.6 percent from the free throw line. Booker nearly averaged a career-high in scoring, finishing with 27.1 points per game.

Grayson Allen had a career year in Young’s offense leading the league in 3-point percentage shooting 46.1 percent from beyond the arc. He also had career-highs in field goal attempts per game, points per game, rebounds per game and assists per game.

Phoenix finished with the fourth-best record in the Western Conference in 2022-23, 45-37, after trading for Durant at the trade deadline. They advanced to the semifinals before falling to eventual NBA Champions Denver Nuggets. They only needed five games to defeat the Los Angeles Clippers including four straight wins after dropping game one of the series.

In his first season as associate head coach, Young and the Suns won a franchise record 64 games eclipsing the previous record of 62 set in 1992-93 and 2004-05. It also marked the first time since 2005 that they were the top seed in the Western Conference where they advanced the conference semifinals. Thy defeated the New Orleans Pelicans in six games before falling to Dallas Mavericks in the semifinals in seven games.

Booker was rewarded with a four-year, \$220 million supermax extension following a season where he averaged a career-high 27.8 points per game and was named an All-Star for at third time. He also became the second-greatest 3-point shooter in franchise history against the Portland Trail Blazers. He was joined on the All-Star team by Chris Paul, who moved up to third on the all-time list behind only Jason Kidd and John Stockton. Monty Williams and his staff also coached the All-Star game leading Team Lebron to a 163-160 victory over Team Durant.

His first season in Phoenix was one of the best in Suns history as they advanced to the NBA Finals for the first time in 28 years. They went 51-21 to win the Pacific Division and earn the No. 2 seed in the Western Conference behind the Utah Jazz.

The Suns defeated the Los Angeles Lakers in the first round of the playoffs before sweeping the Denver Nuggets in four games in the Western Conference semifinals. They went on to defeat Paul’s former team, Los Angeles Clippers, in the Western Conference finals, falling to Milwaukee Bucks in the NBA Finals in six games.

Booker was named the Player of the Month in February after helping the Suns go 12-3, their highest total wins ever in that month and most games they had won in a month since March 2010. He led the entire Western Conference with 27.9 points per game on 52.3 field goal shooting, 39.3 3-point shooting and 82.5 percent free throw shooting. He was also named an All-Star along Paul, who joined the franchise right before the season in a trade with Oklahoma City Thunder.

Young’s final season with the Philadelphia 76ers was shortened due to the COVID-19. The league officials suspended the season following the games of March 11 after it was reported that Rudy Gobert tested positive. The 76ers went 43-30 to finish third in the division and sixth in the Eastern Conference, falling to the Boston Celtics in four games in the opening round of the playoffs.

The 76ers went 4-4 in seeding games in the NBA bubble with wins over San Antonio, Washington, Orlando and Houston. They would lose to the Boston Celtics in four games in the playoffs with Joel Embiid scoring over 30 points in the final three contests.

In 2018-19, Philadelphia finished second in the Atlantic Division and third in the Eastern Conference. They advanced to the conference semifinals, losing in seven games to the eventual NBA Champion Toronto Raptors.

The 76ers were led by Embiid, a NBA All-Star and All-NBA Second Team honoree. He led the team in scoring (1,761), rebounds (871) and blocks (122). In his second full season in the league, Ben Simmons played in a team-high 79 games leading the team in minutes played, assists and steals.

After going 25-25 in the 50 games of the 2017-18 season, Philadelphia finished the remainder of the season 27-5 including winning a franchise record 16 consecutive games to finish the season. It was the team’s first appearance in the NBA Playoffs since 2011-12 and their first 50-win season since 2000-01.

Simmons was named the NBA Rookie of the Year after averaging 15.8 points, 8.2 assists and 8.1 rebounds per game. Embiid became the first All-Star for the Sixers that season since 2013. He averaged a double-double (22.9 points, 11.0 rebounds). Current LA Lakers head coach JJ Redick ranked second on the team in scoring at 17.1 points per game, shooting 42.0 percent from 3-point range.

His first season with the 76ers saw them win 28 games, a 18-game improvement for the franchise. Simmons, the first overall pick in the 2017 NBA Draft, missed the entire season due to a foot injury.

Embiid was named the Eastern Conference Rookie of the Month three times after being limited to only 31 games due to a left knee injury. The former No. 3 pick had missed the previous two seasons due to injury. He recorded the second-most consecutive 20-point games by a rookie in franchise history (10).

Dario Šarić was named the Rookie of the Month twice as the draft and stash product made his way to the NBA after being drafted by the organization in 2014. He appeared in a career-high 81 games and finished the season averaging 12.8 points and 6.3 rebounds per game, shooting 41.1 percent from the field, 31.1 percent from three and 78.2 percent from the charity stripe.

Young spent the previous three seasons with the Delaware 87ers including last two as head coach. He replaced Rob Baker, who was promoted to scout for the Philadelphia 76ers. The 87ers went from 20 wins to 21 wins to 26 wins during his time with the franchise.

He was instrumental in helping Thanasis Antetokounmpo get drafted while helping four players score at least 45 points. Of those two, Christian Wood and Jordan McRae made an impact in the NBA.

During his two seasons as the head coach of the Iowa Energy he compiled a record of 31-42. After replacing Nick Nurse, who was named the head coach of the Rio Grande Valley Vipers, Young led the team to a record of 25-25 and an appearance in the first round of the D-League Playoffs. He was also named the 2012 D-League All-Star Game coach.

Young spent two seasons with Utah Flash. He was promoted to head coach in 2010, leading the team to a record of 28-22 including a nine-game win streak. They reached the postseason, falling to eventual champion Iowa Energy in three games. He first joined the organization as an assistant coach for a season under Brad Jones after coaching overseas for a season.

His first head coaching experience came in Ireland after being named to lead Shamrock Rovers Hoops in 2006. In his lone season in the Superleague, Young led the team a 12-8 record and appearance in the quarterfinals of the Irish playoffs.

Prior to moving across the pond, Young spent a year as the director of basketball of operations at Utah Valley. Playing as an independent, the Wolverines went 17-12 including a 75-71 victory over Arizona State in Tempe, Ariz. After trailing by four at halftime, UVU outscored the Sun Devils 12-3 in the final 3:09 of regulation to seal the victory and overcome a four-point halftime deficit.

He began his coaching career at Oxford College of Emory in 2004-05 helping the Eagles go 22-10 and finis the year ranked 10th in the final NCAA poll.

Young finished his collegiate career at Clayton State after spending two years at Middle Georgia College where the standout guard led the team to a runner-up finish at the Georgia College Athletic Association State Tournament. During his time as a Laker, the standout guard appeared in 59 games including 51 starts averaging 24.9 minutes per game.

As a senior, he started in all 30 games for Lakers where averaged 8.2 points, 2.9 assists and 2.5 rebounds per game. He graduated with a degree in integrative studies.

Born in Salt Lake City, Utah, Young grew up in Marietta, Georgia attending Sprayberry High School. He was a two-year letterwinner under head coach Roger Kaum. He averaged 15 points and six assists per game as a senior, helping his team go 27-4 and ranked sixth in the state.

Young is married to Melissa (Bailey) Young and they have two sons and a daughter.

YOUNG’S HEAD COACHING RECORD

Season	School	Overall	Pct.	Home	Pct.	Away	Pct.	Neutral	Pct.	Conf.	Pct.	Conf. Tourney	Postseason
2024-25	BYU	10-4	.714	8-1	.889	0-2	.000	2-1	.667	1-2	.333	0-0	0-0
	Overall	10-4	.714	8-1	.889	0-2	.000	2-1	.667	1-2	.333	0-0	0-0





## NUMERICAL/ALPHABETICAL ROSTER

### Numerical Roster

No.	Name	Pos.	Ht.	Wt.	Yr.	Exp	Hometown (Previous School)
0	Mawot Mag	F	6-7	220	Sr.	TR	Melbourne, Australia (Rutgers)
1	Trey Stewart	G	6-2	190	Sr.	3L	American Fork, Utah (American Fork HS)
2	Elijah Crawford	G	6-2	182	Fr.	HS	Augusta, Georgia (Brewster Academy)
3	Egor Demin	G	6-9	190	Fr.	HS	Moscow, Russia (Real Madrid)
4	Brody Kozlowski	F	6-8	231	Fr.	HS	Draper, Utah (Corner Canyon HS)
5	Mihailo Bošković	F	6-10	220	Jr.	HS	Užice, Serbia (Igokea)
6	Kanon Catchings	F	6-9	212	Fr.	HS	Brownsburg, Indiana (Overtime Elite)
7	Khadim Mboup	F	6-9	-	Fr.	HS	Dakar, Senegal (NBA Academy Africa)
12	Townsend Tripple	F	6-8	218	So.	1L	Meridian, Idaho (Rocky Mountain HS)
13	Keba Keita	C	6-9	229	Jr.	TR	Bamako, Mali (Utah)
15	Richie Saunders	G	6-5	196	Jr.	2L	Riverton, Utah (Wasatch Academy)
20	Max Triplett	F	6-9	230	Jr.	TR	Huntsville, Utah (Snow College)
21	Trevin Knell	G	6-5	186	Sr.	3L	North Salt Lake, Utah (Woods Cross HS)
25	Dawson Baker	G	6-4	201	R-Jr.	RS	Coto De Caza, California (UC Irvine)
30	Dallin Hall	G	6-4	197	Jr.	2L	Plain City, Utah (Fremont HS)
45	Fousseyini Traore	F	6-6	250	Sr.	3L	Bamako, Mali (Wasatch Academy)
51	Jared McGregor	G	6-3	198	Jr.	2L	Saratoga Springs, Utah (Westlake HS)

### Alphabetical Roster

No.	Name	Pos.	Ht.	Wt.	Yr.	Exp	Hometown (Previous School)
25	Dawson Baker	G	6-4	201	R-Jr.	RS	Coto De Caza, California (UC Irvine)
5	Mihailo Bošković	F	6-10	220	Jr.	HS	Užice, Serbia (Igokea m:tel)
6	Kanon Catchings	F	6-9	212	Fr.	HS	Brownsburg, Indiana (Overtime Elite)
2	Elijah Crawford	G	6-2	182	Fr.	HS	Augusta, Georgia (Brewster Academy)
3	Egor Demin	G	6-9	190	Fr.	HS	Moscow, Russia (Real Madrid)
30	Dallin Hall	G	6-4	197	Jr.	2L	Plain City, Utah (Fremont HS)
13	Keba Keita	C	6-9	229	Jr.	TR	Bamako, Mali (Utah)
21	Trevin Knell	G	6-5	186	Sr.	3L	North Salt Lake, Utah (Woods Cross HS)
4	Brody Kozlowski	F	6-8	231	Fr.	HS	Draper, Utah (Corner Canyon HS)
0	Mawot Mag	F	6-7	220	Sr.	TR	Melbourne, Australia (Rutgers)
7	Khadim Mboup	F	6-9	-	Fr.	HS	Dakar, Senegal (NBA Academy Africa)
51	Jared McGregor	G	6-3	198	Jr.	2L	Saratoga Springs, Utah (Westlake HS)
15	Richie Saunders	G	6-5	196	Jr.	2L	Riverton, Utah (Wasatch Academy)
1	Trey Stewart	G	6-2	190	Sr.	3L	American Fork, Utah (American Fork HS)
45	Fousseyini Traore	F	6-6	250	Sr.	3L	Bamako, Mali (Wasatch Academy)
20	Max Triplett	F	6-9	230	Jr.	TR	Huntsville, Utah (Snow College)
12	Townsend Tripple	F	6-8	218	So.	1L	Meridian, Idaho (Rocky Mountain HS)

### Coaching Staff

Name	Position (Year at BYU)	Alma Mater (Year)
Kevin Young	Head Coach (1st)	Clayton State (2004)
Will Voigt	Assistant Coach (1st)	Pomona College (1998)
Brandon Dunson	Assistant Coach (1st)	Azusa Pacific (2012)
Chris Burgess	Assistant Coach (4th)	Utah (2014)
Tim Fanning	Assistant Coach (1st)	Whittier College (2007)
John Linehan	Assistant Coach (1st)	Providence (2013)
Doug Stewart	Chief of Staff (1st)	Brown (1994)
Jordan Brady	Dir. of Player Development	UVU (2008)
Akash Sebastian	Dir. of Analytics & Strategy (1st)	Birla Education of Technology & Science (2019)
Danielle LaFata	Dir. of Nutrition (1st)	Wayne State (2006)
Justin Young	Dir. of Recruiting (1st)	Kennesaw State
Nate Austin	Dir. of Basketball Operations (2nd)	BYU (2016)
Robert Ramos	Dir. of Sports Medicine (23rd)	BYU (1995)
Michael Davie	Dir. of Strength & Conditioning/Sports Science (2nd)	Queensland University of Technology (2005)

### Pronunciation Guide

Mihailo Boskovic	mee-high-low bos-shko-vitch
Kanon Catchings	cannon (like the camera)
Egor Demin	yay-gor di-min
Keba Keita	kay-buh kay-tah
Trevin Knell	nell (like smell)
Brody Kozlowski	cause-lou-ski
Mawot Mag	moh-wit mag (like magazine)
Khadim Mboup	huh-deem mm-boop
Robert Ramos	ray-mos
Richie Saunders	saw-n-ders
Fousseyini Traore	foo-sen-ee try-or-eh
Will Voigt	voit
Akash Sebastian	uh-cosh

## GEOGRAPHIC BREAKDOWN

### Australia

Mawot Mag

### California

Dawson Baker

### Georgia

Elijah Crawford

### Idaho

Townsend Tripple

### Indiana

Kanon Catchings

### Mali

Keba Keita  
Fousseyini Traore

### Russia

Egor Demin

### Senegal

Khadim Mboup

### Serbia

Mihailo Bošković

### Utah

Dallin Hall  
Trevin Knell  
Brody Kozlowski  
Jared McGregor  
Richie Saunders  
Trey Stewart  
Max Triplett

## CLASS BREAKDOWN

### Freshman

Kanon Catchings  
Elijah Crawford  
Egor Demin  
Brody Kozlowski  
Khadim Mboup

### Sophomore

Townsend Tripple

### Junior

Dawson Baker\*  
Mihailo Bošković  
Dallin Hall  
Keba Keita  
Jared McGregor  
Richie Saunders  
Max Triplett

### Senior

Trevin Knell  
Mawot Mag  
Trey Stewart  
Fousseyini Traore

\*Redshirted 2023-24 season





**#0 Mawot Mag**  
6-7 | Forward | Senior  
Melbourne, Australia



**#1 Trey Stewart**  
6-2 | Guard | Senior  
American Fork, Utah



**#2 Elijah Crawford**  
6-2 | Guard | Freshman  
Augusta, Georgia



**#3 Egor Demin**  
6-9 | Guard | Freshman  
Moscow, Russia



**#4 Brody Kozlowski**  
6-8 | Forward | Freshman  
Draper, Utah




**#5 Mihailo Boskovic**  
6-10 | Forward | Junior  
Uzice, Serbia



**#6 Kanon Catchings**  
6-9 | Forward | Freshman  
Brownsburg, Indiana



**#7 Khadim Mboup**  
6-9 | Forward | Freshman  
Dakar, Senegal



**#12 Townsend Tripple**  
6-8 | Forward | Sophomore  
Meridian, Idaho




**#13 Keba Keita**  
6-9 | Forward | Junior  
Bamako, Mali



**#15 Richie Saunders**  
6-5 | Forward | Junior  
Riverton, Utah



**#20 Max Triplett**  
6-9 | Forward | Junior  
Huntsville, Utah



**#21 Trevin Knell**  
6-5 | Guard | Senior  
North Salt Lake, Utah



**#25 Dawson Baker**  
6-4 | Guard | Redshirt Junior  
Coto de Caza, California



**#30 Dallin Hall**  
6-4 | Guard | Junior  
Plain City, Utah



**#45 Fousseyni Traore**  
6-6 | Forward | Senior  
Bamako, Mali



**#51 Jared McGregor**  
6-3 | Guard | Junior  
Saratoga Springs, Utah



**Kevin Young**  
Head Coach



**Will Voigt**  
Assistant Coach



**Brandon Dunson**  
Assistant Coach



**Chris Burgess**  
Assistant Coach



**Tim Fanning**  
Assistant Coach



**John Linehan**  
Assistant Coach



**Doug Stewart**  
Chief of Staff



**Nate Austin**  
Dir. of Basketball Operations



**Jordan Brady**  
Dir. of Player Development



**Akash Sebastian**  
Dir. of Analytics & Strategy



**Danielle LaFata**  
Dir. of Nutrition



**Justin Young**  
Dir. of Recruiting



**Robert Ramos**  
Dir. of Sports Medicine





2024-25

Scored a season-high 11 points in win over Wyoming... knocked down three 3-pointers for the second time in his career... also had three rebounds in win over the Cowboys... got first start as a Cougar in win over Florida A&M... scored in double figures in three of last five appearances...

PERSONAL

Born in Sudan, then moved to Melbourne, Australia at two years old...

BEFORE BYU

Spent four seasons at Rutgers... graduated with a Bachelor's in labor studies and employment relations... appeared in 80 games including 41 starts, averaging 17.8 minutes per game... averaged 5.5 points, 3.1 rebounds and 0.8 assists per game... shot 44.3 percent from the field, 26.3 percent from three and 70.7 percent from the free throw line... scored in double figures 17 times... recorded lone double-double of collegiate career with 24 points and 10 boards against Iowa on January 6, 2024... appeared in 17 games with 16 starts as a senior... played at Prolific Prep for final two seasons after spending a year at Victory Rock Prep in Florida... three-star recruit by Rivals and 247Sports... no. 41 small forward and No. 223 overall in Class of 2020... averaged 10.2 points, 6.0 rebounds, 2.5 assists and 1.5 steals per game as a senior... only appeared in six games as a junior, averaging 10.0 points, 6.5 rebounds, 1.5 rebounds and 1.5 blocks per game... chose Rutgers over Cal State Fullerton, DePaul, Oregon State, Washington State and Nevada...

2024-25 GAME-BY-GAME

OPPONENT	DATE	GS	MIN.	FG-FGA	PCT	3FG-FGA	PCT	FT-FTA	PCT	OFF	DEF	REB	AST	BLK	STL	PF	TO	PTS	AVG
Central Arkansas	11/5		13	1-4	.250	1-2	.500	0-0	.000	2	0	2	1	0	1	2	1	3	3.0
UC Riverside	11/8		4	1-1	1.000	0-0	.000	0-0	.000	0	0	0	0	0	0	1	0	2	2.5
Queens	11/13		15	3-5	.600	0-2	.000	0-0	.000	2	0	2	1	1	1	1	0	6	3.7
Idaho	11/16		10	0-1	.000	0-0	.000	2-3	.667	1	0	1	0	0	0	1	0	2	3.3
Mississippi Valley	11/23		11	1-3	.333	0-1	.000	2-2	1.000	0	0	0	0	0	0	3	0	4	3.4
vs. Ole Miss	11/28		1	0-0	.000	0-0	.000	0-0	.000	0	1	1	0	0	0	1	0	0	2.8
vs. NC State	11/29																		
at Providence	12/3		9	0-0	.000	0-0	.000	2-2	1.000	1	0	1	0	0	0	3	0	2	2.7
Fresno State	12/11																		
vs. Wyoming	12/14		23	4-5	.800	3-4	.750	0-0	.000	1	2	3	1	1	1	0	0	11	3.8
Florida A&M	12/20	*	15	3-4	.750	1-2	.500	3-3	1.000	0	2	2	1	1	1	3	0	10	4.4
Arizona State	12/31		10	1-3	.333	0-1	.000	0-0	.000	0	0	0	0	0	1	2	1	2	4.2
at Houston	1/4		6	1-2	.500	0-0	.000	0-0	.000	0	0	0	0	0	1	1	1	2	4.0
Texas Tech	1/7		21	5-9	.556	1-4	.250	0-0	.000	3	2	5	1	0	1	2	0	11	4.6
at TCU	1/11																		
Oklahoma State	1/14																		
at Utah	1/18																		
at Colorado	1/21																		
Cincinnati	1/25																		
Baylor	1/28																		
at UCF	2/1																		
ARizona	2/4																		
at Cincinnati	2/8																		
at West Virginia	2/11																		
Kansas State	2/15																		
Kansas	2/18																		
at Arizona	2/22																		
at Arizona State	2/26																		
West Virginia	3/1																		
at Iowa State	3/4																		
Utah	3/8																		
TOTAL			136	20-37	.541	6-16	.375	9-10	.900	10	7	17	5	3	7	20	3	55	4.6

SEASON HIGHS

Points:	11	vs. Wyoming (12/14/24)
Rebounds:	5	Texas Tech (1/7/25)
Assists:	1 (5x)	Texas Tech (1/7/25)
Steals:	1 (7x)	Texas Tech (1/7/25)
Blocks:	1 (3x)	Florida A&M (12/20/24)
Field Goals:	5	Texas Tech (1/7/25)
3-Pointers:	3	vs. Wyoming (12/14/24)
Free Throws:	3	Florida A&M (12/20/24)
Minutes:	23	vs. Wyoming (12/14/24)

CAREER HIGHS

Points:	24	at Iowa (01/06/24)
Rebounds:	10	at Iowa (01/06/24)
Assists:	4 (2x)	. Indiana (01/09/24)
Steals:	3 (3x)	at Michigan (02/03/24)
Blocks:	2 (3x)	LIU (12/16/23)
Field Goals:	7 (2x)	Nebraska (01/17/24)
3-Pointers:	3 (2x)	vs. Wyoming (12/14/24)
Free Throws:	7	at Iowa (01/06/24)
Minutes:	38	Nebraska (01/17/24)

BIG 12 HIGHS

Points:	11	Texas Tech (1/7/25)
Rebounds:	5	Texas Tech (1/7/25)
Assists:	1	Texas Tech (1/7/25)
Steals:	1 (3x)	Texas Tech (1/7/25)
Blocks:	--	--
Field Goals:	5	Texas Tech (1/7/25)
3-Pointers:	1	Texas Tech (1/7/25)
Free Throws:	--	--
Minutes:	21	Texas Tech (1/7/25)

PRODUCTION TRACKER

	2024-25	Career
Had a double-double	--	1 (0-1)
Scored 10+ points	3 (2-1)	20 (14-6)
Scored 20+ points	--	1 (0-1)
Led BYU in scoring	--	--
Led BYU in rebounds	--	--
Led BYU in assists	--	--
Led BYU in steals	2 (1-1)	2 (1-1)
Made 3+ 3-pt FGs	1 (1-0)	2 (1-1)
Had 3+ assists	--	4 (2-2)
Had 5+ assists	--	--
Had 3+ steals	--	3 (2-1)
Had 5+ rebounds	1 (0-1)	24 (14-10)
Had 10+ rebounds	--	1 (0-1)

CAREER STATISTICS

YEAR	GP-GS	MPG	FG-FGA	PCT	3FG-A	PCT	FT-FTA	PCT	OFF-DEF-REB	AVG	PF-D	A	AVG	TO	BLK	AVG	STL	AVG	PTS	AVG
2020-21*	12-0	5.8	10-16	.625	1-3	.333	3-6	.500	4-9-13	1.1	5-0	1	0.1	4	1	0.1	2	0.2	24	2.0
2021-22*	28-2	11.7	31-75	.413	4-17	.235	16-23	.696	24-28-52	1.9	3-60	12	0.4	17	7	0.3	8	0.3	82	2.9
2022-23*	23-23	24.8	67-134	.500	9-30	.300	37-50	.740	37-84-121	5.3	48-1	26	1.1	35	9	0.4	23	1.0	180	7.8
2023-24*	17-16	26.8	58-150	.387	12-49	.245	26-37	.703	22-42-64	3.8	36-1	21	1.2	26	7	0.4	20	1.2	154	9.1
2024-25	12-1	11.4	20-37	.541	6-16	.375	9-10	.900	10-7-17	1.4	20-0	5	0.4	3	3	0.3	7	0.6	55	4.6
TOTAL!	92-42	17.0	186-412	.451	32-115	.278	91-126	.722	97-170-267	2.9	145-2	65	0.7	85	27	0.3	60	0.7	495	5.4

\* Rutgers ! Rutgers and BYU







# TREY STEWART

SENIOR | 6-2 | GUARD | AMERICAN FORK, UTAH | AMERICAN FORK HIGH SCHOOL

## 2024-25

Made season debut in win over Mississippi Valley State... connecting on a 3-pointer for the 11th time in his career...

## 2023-24

Got first career start in season opener against Houston Christian... 35th different player to start a game under Pope... scored a career-high 10 points against HCU... hit at least one 3-pointer in six games this season... has a season-high four assists three times... appeared in 11 straight games after only appearing in two of BYU's first nine league games...

## 2022-23

WCC All-Academic Honorable Mention... 12th in the WCC in assist-turnover- ratio... had a career-high eight assists in win over Western Oregon... carer-high nine points against Santa Clara... made first career 3-pointer and free throw against the San Diego State...

## 2021-22

Appeared in 11 games, playing a total of 26 minutes... scored a season-high two points against Oregon and Washington State... played a season-high five minutes in NIT first round win over Long Beach State...

## BEFORE BYU

Graduated from American Fork... first team all-state as a senior after averaging 14.8 points per game...served a mission for the Church of Jesus Christ of Latter Day Saints in Leeds, England and Kennewick, Washington...

## PERSONAL

Founder of Default Happiness, a clothing company focused on promotion a happy and healthy mindset in athletes by wearing the source of their game while they game... put together his own fashion show in the fall... signed former BYU and current Minnesota Vikings quarterback Jaren Hall to a NIL deal producing his own clothing line called 'kindness counts'... sister, Sophie, played soccer at Utah Tech...

## 2024-25 GAME-BY-GAME

OPPONENT	DATE	GS	MIN.	FG-FGA	PCT	3FG-FGA	PCT	FT-FTA	PCT	OFF	DEF	REB	AST	BLK	STL	PF	TO	PTS	AVG
Central Arkansas	11/5																		
UC Riverside	11/8																		
Queens	11/13																		
Idaho	11/16																		
Mississippi Valley	11/23		9	1-1	1.000	1-1	1.000	0-0	.000	0	1	1	0	0	0	1	1	3	3.0
vs. Ole Miss	11/28		1	0-0	.000	0-0	.000	0-0	.000	0	0	0	0	0	0	0	0	0	1.5
vs. NC State	11/29		6	0-1	.000	0-1	.000	0-0	.000	1	0	1	0	0	0	1	0	0	1.0
at Providence	12/3		4	0-1	.000	0-1	.000	0-0	.000	0	0	0	0	0	0	0	0	0	0.8
Fresno State	12/11																		
vs. Wyoming	12/14																		
Florida A&M	12/20		7	0-0	.000	0-0	.000	0-0	.000	0	0	0	1	0	2	1	0	0	0.6
Arizona State	12/31		2	0-0	.000	0-0	.000	0-0	.000	0	0	0	0	0	0	1	0	0	0.5
at Houston	1/4		3	0-0	.000	0-0	.000	0-0	.000	0	0	0	0	0	1	0	0	0	0.4
Texas Tech	1/7		1	1-1	1.000	1-1	1.000	0-0	.000	0	0	0	0	0	0	0	0	3	0.8
at TCU	1/11																		
Oklahoma State	1/14																		
at Utah	1/18																		
at Colorado	1/21																		
Cincinnati	1/25																		
Baylor	1/28																		
at UCF	2/1																		
ARizona	2/4																		
at Cincinnati	2/8																		
at West Virginia	2/11																		
Kansas State	2/15																		
Kansas	2/18																		
at Arizona	2/22																		
at Arizona State	2/26																		
West Virginia	3/1																		
at Iowa State	3/4																		
Utah	3/8																		
TOTAL			32	2-4	.500	2-4	.500	0-0	.000	1	1	2	1	0	3	4	1	3	0.8

## SEASON HIGHS

Points:	3 (2x)	Texas Tech (1/7/25)
Rebounds:	1	Mississippi Valley State (11/23/24)
Assists:	1	Florida A&M (12/20/24)
Steals:	2	Florida A&M (12/20/24)
Blocks:	--	--
Field Goals:	1 (2x)	Texas Tech (1/7/25)
3-Pointers:	1 (2x)	Texas Tech (1/7/25)
Free Throws:	--	--
Minutes:	9	Mississippi Valley State (11/23/24)

## CAREER HIGHS

Points:	10	Houston Christian (11/06/23)
Rebounds:	6	Bellarmine (12/22/23)
Assists:	8	Western Oregon (12/15/22)
Steals:	4	vs. Westminster (11/29/22)
Blocks:	2 (5x)	Wyoming (12/30/23)
Field Goals:	4	Santa Clara (2/16/23)
3-Pointers:	1 (12x)	Texas Tech (1/7/25)
Free Throws:	2 (3x)	vs. Arizona State (11/23/23)
Minutes:	23	vs. Westminster (11/29/22)

## BIG 12 HIGHS

Points:	4	Kansas State (2/10/24)
Rebounds:	3	Kansas State (2/10/24)
Assists:	1 (4x)	at Kansas (2/27/24)
Steals:	2	Kansas State (2/10/24)
Blocks:	--	--
Field Goals:	2	Kansas State (2/10/24)
3-Pointers:	1	Texas Tech (1/7/25)
Free Throws:	--	--
Minutes:	9	UCF (2/13/24)

## PRODUCTION TRACKER

	2024-25	Career
Had a double-double	--	--
Scored 10+ points	--	1 (1-0)
Scored 20+ points	--	--
Led BYU in scoring	--	--
Led BYU in rebounds	--	--
Led BYU in assists	--	1 (1-0)
Led BYU in steals	2 (1-1)	7 (6-1)
Made 3+ 3-pt FGs	--	--
Had 3+ assists	--	6 (6-0)
Had 5+ assists	--	1 (1-0)
Had 3+ steals	--	3 (3-0)
Had 5+ rebounds	--	3 (3-0)
Had 10+ rebounds	--	--

## CAREER STATISTICS

YEAR	GP-GS	MPG	FG-FGA	PCT	3FG-A	PCT	FT-FTA	PCT	OFF-DEF-REB	AVG	PF-D	A	AVG	TO	BLK	AVG	STL	AVG	PTS	AVG
2021-22	11-0	2.6	2-9	.222	0-3	.000	0-0	.000	2-5-7	0.6	5-0	2	0.2	2	1	0.1	3	0.3	4	0.4
2022-23	27-0	10.2	16-64	.250	4-34	.118	5-10	.500	10-22-32	1.2	42-1	28	1.0	14	6	0.2	22	0.8	41	1.5
2023-24	26-4	9.4	22-54	.407	6-23	.261	6-10	.600	11-36-47	1.8	28-0	29	1.1	20	6	0.2	12	0.5	56	2.2
2024-25	8-0	4.0	2-4	.500	2-4	.500	0-0	.000	1-1-2	0.3	4-0	1	0.1	1	0	0.0	3	0.4	6	0.8
TOTAL	72-4	8.1	42-131	.321	12-64	.188	11-20	.550	24-64-88	1.2	79-1	60	0.8	37	13	0.2	40	0.6	107	1.5





FRESHMAN | 6-2 | GUARD | AUGUSTA, GEORGIA | BREWSTER ACADEMY

## 2024-25

Made collegiate debut in season opener against Central Arkansas... finished with two points, four rebounds, two assists and a steal... scored a career-high five points in win over Wyoming at the Delta Center... made first career 3-pointer against the Cowboys...

## BEFORE BYU

Prepped at Brewster Academy... four-star recruit (247Sports, On3, ESPN)... Ranked No. 96 in ESPN 100... MaxPreps.com New Hampshire Player of the Year as a senior... averaged 12.0 points, 4.3 assists, 3.4 rebounds and 1.6 steals per game... shot 46.0 percent from the field, 40.0 percent from three and 90.0 percent from the free throw line... helped Augusta Christian win a state title as a sophomore... 15U EYBL Peach Jam Champion...

## PERSONAL

Son of Brittany Williams and Broderick Crawford... has three siblings... cousin, Vonteego Cummings, played at Pitt and overseas...

## SEASON HIGHS

Points:	5	vs. Wyoming (12/14/24)
Rebounds:	4 (2x)	Queens (11/13/24)
Assists:	4 (2x)	Florida A&M (12/20/24)
Steals:	2 (2x)	Florida A&M (12/20/24)
Blocks:	--	--
Field Goals:	2	vs. Wyoming (12/14/24)
3-Pointers:	1	vs. Wyoming (12/14/24)
Free Throws:	2 (2x)	Florida A&M (12/20/24)
Minutes:	16	Queens (11/13/24)

## CAREER HIGHS

Points:	5	vs. Wyoming (12/14/24)
Rebounds:	4 (2x)	Queens (11/13/24)
Assists:	4 (2x)	Florida A&M (12/20/24)
Steals:	2 (2x)	Florida A&M (12/20/24)
Blocks:	--	--
Field Goals:	2	vs. Wyoming (12/14/24)
3-Pointers:	1	vs. Wyoming (12/14/24)
Free Throws:	2 (2x)	Florida A&M (12/20/24)
Minutes:	16	Queens (11/13/24)

## BIG 12 HIGHS

Points:	--	--
Rebounds:	--	--
Assists:	--	--
Steals:	--	--
Blocks:	--	--
Field Goals:	--	--
3-Pointers:	--	--
Free Throws:	--	--
Minutes:	3	at Houston (1/4/25)

## PRODUCTION TRACKER

	2024-25	Career
Had a double-double	--	--
Scored 10+ points	--	--
Scored 20+ points	--	--
Led BYU in scoring	--	--
Led BYU in rebounds	--	--
Led BYU in assists	--	--
Led BYU in steals	2 (2-0)	2 (2-0)
Made 3+ 3-pt FGs	--	--
Made 3+ 3-pt FGS	--	--
Had 5+ assists	--	--
Had 7+ assists	--	--
Had 3+ steals	--	--
Had 5+ rebounds	--	--

## 2024-25 GAME-BY-GAME

COMPONENT	DATE	GS	MIN.	FG-FGA	PCT	3FG-FGA	PCT	FT-FTA	PCT	OFF	DEF	REB	AST	BLK	STL	PF	TO	PTS	AVG
Central Arkansas	11/5		12	1-4	.250	0-2	.000	0-0	.000	3	1	4	2	0	1	3	1	2	2.0
UC Riverside	11/8		8	0-2	.000	0-0	.000	0-0	.000	0	1	1	0	0	0	1	2	0	1.0
Queens	11/13		16	1-2	.500	0-0	.000	1-2	.500	2	2	4	4	0	2	2	2	3	1.7
Idaho	11/16		10	0-1	.000	0-1	.000	0-1	.000	0	0	0	1	0	1	2	0	0	1.3
Mississippi Valley	11/23		2	0-1	.000	0-1	.000	0-0	.000	0	0	0	0	0	0	0	0	0	1.0
vs. Ole Miss	11/28		3	0-0	.000	0-0	.000	0-0	.000	0	0	0	0	0	0	0	0	0	0.8
vs. NC State	11/29																		
at Providence	12/3		3	0-2	.000	0-0	.000	2-2	1.000	0	1	1	0	0	0	0	0	2	1.0
Fresno State	12/11		9	1-3	.333	0-1	.000	0-0	.000	0	0	0	1	0	0	2	1	2	1.1
vs. Wyoming	12/14		11	2-3	.667	1-2	.500	0-0	.000	0	0	0	0	0	0	2	0	5	1.6
Florida A&M	12/20		14	1-3	.333	0-1	.000	2-2	1.000	0	3	3	4	0	2	2	0	4	1.8
Arizona State	12/31		1	0-0	.000	0-0	.000	0-0	.000	0	0	0	0	0	0	1	0	0	1.6
at Houston	1/4		3	0-0	.000	0-0	.000	0-0	.000	0	0	0	0	0	0	0	0	0	1.5
Texas Tech	1/7																		
at TCU	1/11																		
Oklahoma State	1/14																		
at Utah	1/18																		
at Colorado	1/21																		
Cincinnati	1/25																		
Baylor	1/28																		
at UCF	2/1																		
Arizona	2/4																		
at Cincinnati	2/8																		
at West Virginia	2/11																		
Kansas State	2/15																		
Kansas	2/18																		
at Arizona	2/22																		
at Arizona State	2/26																		
West Virginia	3/1																		
at Iowa State	3/4																		
Utah	3/8																		
TOTAL			94	6-21	.286	1-8	.125	5-7	.714	5	8	13	12	0	6	15	6	18	1.5

## CAREER STATISTICS

YEAR	GP-GS	MPG	FG-FGA	PCT	3FG-A	PCT	FT-FTA	PCT	OFF-DEF-REB	AVG	PF-D	A	AVG	TO	BLK	AVG	STL	AVG	PTS	AVG
2024-25	12-0	7.8	6-21	.286	1-8	.125	5-7	.714	5-8-13	1.1	15-0	12	1.0	6	0	0.0	6	0.5	18	1.5
TOTAL	12-0	7.8	6-21	.286	1-8	.125	5-7	.714	5-8-13	1.1	15-0	12	1.0	6	0	0.0	6	0.5	18	1.5





# EGOR DEMIN

FRESHMAN | 6-9 | GUARD | MOSCOW, RUSSIA | REAL MADRID

## 2024-25

**Big 12 Newcomer of the Week (Nov. 11, Nov. 18)...** most assists in a debut in program history (11)... **fourth-most assists by a freshmen in program history (11)...** **second-most 3-point field goals in a debut (4)...** **second-most steals in a debut (4)...** **one of only two Big 12 Freshman to have 10+ points and 10+ assists in collegiate debut (Oklahoma's Trae Young)...** **one of five freshmen since 1992 to have 15 points, seven assists, three steals and three blocks in a game...** made collegiate debut with a start against Central Arkansas... finished with a double-double (18 points, 11 assists)... also had four rebounds and four steals in 31 minutes of action... missed last three games due to leg injury...

## BEFORE BYU

22nd youngest player in NCAA Division I men's basketball... Five-star recruit (247Sports)... averaged 16.0 points, 8.2 rebounds, 3.8 assists and 1.6 steals per game at 2024 Adidas Next Generation Tournament helping Real Madrid secure its second consecutive title... appeared in 21 games for Real Madrid 2 during 2023-24 Spain EBA season... averaged 13.0 points, 5.1 rebounds and 4.3 assists per game... shot 57.1 percent from the field, 33.6 percent from three and 78.4 percent from the free throw line... also played with Trinta in Moscow, Russia... three-time Russian national champion... two-time MVP of Russian National Championship...

## PERSONAL

Son of Natalia and Vladimir... has one brother... loves to cook... has different colored eyes... grew a foot in less than a year... eats with his left hand... wants to learn how to play the piano...

## 2024-25 GAME-BY-GAME

OPPONENT	DATE	GS	MIN.	FG-FGA	PCT	3FG-FGA	PCT	FT-FTA	PCT	OFF	DEF	REB	AST	BLK	STL	PF	TO	PTS	AVG
Central Arkansas	11/5	*	31	7-13	.538	4-7	.571	0-1	.000	0	4	4	11	0	4	1	2	18	18.0
UC Riverside	11/8	*	32	8-11	.727	2-5	.400	2-6	.333	1	4	5	7	0	0	1	2	20	19.0
Queens	11/13	*	27	6-9	.667	2-4	.500	0-0	.000	0	3	3	5	0	2	0	3	14	17.3
Idaho	11/16	*	30	5-8	.625	3-4	.750	3-3	1.000	0	2	2	7	3	3	0	1	16	17.0
Mississippi Valley	11/23	*	28	3-4	.750	2-3	.667	0-0	.000	1	5	6	6	1	3	0	3	8	15.2
vs. Ole Miss	11/28	*	37	5-13	.385	2-9	.222	4-7	.571	0	3	3	4	1	1	2	5	16	15.3
vs. NC State	11/29	*	28	3-7	.429	0-2	.000	2-2	1.000	4	7	11	4	1	0	4	2	8	14.3
at Providence	12/3	*	22	0-10	.000	0-5	.000	6-6	1.000	0	3	3	2	0	0	0	1	6	13.3
Fresno State	12/11																		
vs. Wyoming	12/14																		
Florida A&M	12/20																		
Arizona State	12/31	*	30	2-8	.250	0-5	.000	0-0	.000	0	4	4	7	0	2	0	5	4	12.2
at Houston	1/4	*	26	1-6	.167	0-3	.000	1-2	.500	0	3	3	7	0	1	1	3	3	11.3
Texas Tech	1/7	*	29	4-12	.333	1-5	.200	3-4	.750	0	4	4	6	0	2	1	2	12	11.4
at TCU	1/11																		
Oklahoma State	1/14																		
at Utah	1/18																		
at Colorado	1/21																		
Cincinnati	1/25																		
Baylor	1/28																		
at UCF	2/1																		
ARizona	2/4																		
at Cincinnati	2/8																		
at West Virginia	2/11																		
Kansas State	2/15																		
Kansas	2/18																		
at Arizona	2/22																		
at Arizona State	2/26																		
West Virginia	3/1																		
at Iowa State	3/4																		
Utah	3/8																		
TOTAL			318	44-101	.436	16-52	.308	21-31	.677	6	42	48	66	6	18	10	29	125	11.4

## SEASON HIGHS

Points:	20	UC Riverside (11/8/24)
Rebounds:	11	vs. NC State (11/29/24)
Assists:	11	Central Arkansas (11/5/24)
Steals:	4	Central Arkansas (11/5/24)
Blocks:	3	Idaho (11/16/24)
Field Goals:	8	UC Riverside (11/8/24)
3-Pointers:	4	Central Arkansas (11/5/24)
Free Throws:	6	at Providence (12/3/24)
Minutes:	37	vs. Ole Miss (11/28/24)

## CAREER HIGHS

Points:	20	UC Riverside (11/8/24)
Rebounds:	11	vs. NC State (11/29/24)
Assists:	11	Central Arkansas (11/5/24)
Steals:	4	Central Arkansas (11/5/24)
Blocks:	3	Idaho (11/16/24)
Field Goals:	8	UC Riverside (11/8/24)
3-Pointers:	4	Central Arkansas (11/5/24)
Free Throws:	6	at Providence (12/3/24)
Minutes:	37	vs. Ole Miss (11/28/24)

## BIG 12 HIGHS

Points:	12	Texas Tech (1/7/25)
Rebounds:	4 (2x)	Texas Tech (1/7/25)
Assists:	7 (2x)	at Houston (1/4/25)
Steals:	2 (2x)	Texas Tech (1/7/25)
Blocks:	--	--
Field Goals:	4	Texas Tech (1/7/25)
3-Pointers:	1	Texas Tech (1/7/25)
Free Throws:	3	Texas Tech (1/7/25)
Minutes:	30	Arizona State (12/31/24)

## PRODUCTION TRACKER

	2024-25	Career
Had a double-double	1 (1-0)	1 (1-0)
Scored 10+ points	6 (4-2)	6 (4-2)
Scored 20+ points	1 (1-0)	1 (1-0)
Led BYU in scoring	2 (2-0)	2 (2-0)
Led BYU in rebounds	1 (1-0)	1 (1-0)
Led BYU in assists	10 (7-3)	10 (7-3)
Led BYU in steals	5 (4-1)	5 (4-1)
Made 3+ 3-pt FGs	2 (2-0)	2 (2-0)
Had 5+ assists	8 (6-2)	8 (6-2)
Had 10+ assists	1 (1-0)	1 (1-0)
Had 3+ steals	3 (3-0)	3 (3-0)
Had 5+ rebounds	3 (3-0)	3 (3-0)
Had 10+ rebounds	1 (1-0)	1 (1-0)

## CAREER STATISTICS

YEAR	GP-GS	MPG	FG-FGA	PCT	3FG-A	PCT	FT-FTA	PCT	OFF-DEF-REB	AVG	PF-D	A	AVG	TO	BLK	AVG	STL	AVG	PTS	AVG
2024-25	11-11	28.9	44-101	.436	16-52	.308	21-31	.677	6-42-48	4.4	10-0	66	6.0	29	6	0.5	18	1.6	125	11.4
TOTAL	11-11	28.9	44-101	.436	16-52	.308	21-31	.677	6-42-48	4.4	10-0	66	6.0	29	6	0.5	18	1.6	125	11.4







# BRODY KOZLOWSKI

FRESHMAN | 6-8 | FORWARD | DRAPER, UTAH | CORNER CANYON HIGH SCHOOL

### 2024-25

Made collegiate debut in win over Queens... recorded in one steal in six minutes of action... scored career-high eight points in win over Florida A&M... went 2-of-3 from 3-point range in 13 minutes of action... also went 2-of-2 from the free throw line...

### BEFORE BYU

Prepped at Corner Canyon High School... valedictorian... four-star recruit (ESPN, rivals.com)... No. 94 player in ESPN Top 100... McDonald's All-American nominee... two-time Utah 6A Player of the Year... averaged 20.4 points and 8.6 rebounds per game as a senior... recorded four double-doubles including 29-point, 16-rebound performance against Copper Hills... averaged 16.9 points and 10.9 rebounds per game as a junior... named MaxPreps Utah Player of the Year... Adidas All-American... helped Utah Prospects win Adidas 17U... all-state as a sophomore... originally signed with USC prior to transferring to BYU...

### PERSONAL

Son of Kristen and Travis Kozlowski... has four siblings... mom appeared in 75 games including 40 starts for the BYU women's basketball team from 2001-05... dad played outside linebacker for BYU... grandpa, Richard Kozlowski, played football at BYU and Iowa...

SEASON HIGHS	Points:	8	Florida A&M (12/20/24)
	Rebounds:	3	Florida A&M (12/20/24)
	Assists:	--	--
	Steals:	1	Queens (11/13/24)
	Blocks:	--	--
	Field Goals:	2	Florida A&M (12/20/24)
	3-Pointers:	2	Florida A&M (12/20/24)
	Free Throws:	2	Florida A&M (12/20/24)
	Minutes:	13	Florida A&M (12/20/24)

CAREER HIGHS	Points:	8	Florida A&M (12/20/24)
	Rebounds:	3	Florida A&M (12/20/24)
	Assists:	--	--
	Steals:	1	Queens (11/13/24)
	Blocks:	--	--
	Field Goals:	2	Florida A&M (12/20/24)
	3-Pointers:	2	Florida A&M (12/20/24)
	Free Throws:	2	Florida A&M (12/20/24)
	Minutes:	13	Florida A&M (12/20/24)

BIG 12 HIGHS	Points:	--	--
	Rebounds:	--	--
	Assists:	--	--
	Steals:	--	--
	Blocks:	--	--
	Field Goals:	--	--
	3-Pointers:	--	--
	Free Throws:	--	--
	Minutes:	4	at Houston (1/4/25)

PRODUCTION TRACKER		2024-25	Career
	Had a double-double	--	--
	Scored 10+ points	--	--
	Scored 20+ points	--	--
	Led BYU in scoring	--	--
	Led BYU in rebounds	--	--
	Led BYU in assists	--	--
	Led BYU in steals	--	--
	Made 3+ 3-pt FGs	--	--
	Had 5+ 3-pt FGS	--	--
	Had 3+ assists	--	--
	Had 3+ steals	--	--
	Had 5+ rebounds	--	--
	Had 10+ rebounds	--	--

### 2024-25 GAME-BY-GAME

OPPONENT	DATE	GS	MIN.	FG-FGA	PCT	3FG-FGA	PCT	FT-FTA	PCT	OFF	DEF	REB	AST	BLK	STL	PF	TO	PTS	AVG
Central Arkansas	11/5																		
UC Riverside	11/8																		
Queens	11/13		6	0-0	.000	0-0	.000	0-0	.000	0	0	0	0	0	1	1	0	0	0.0
Idaho	11/16		1	0-0	.000	0-0	.000	0-0	.000	0	1	1	0	0	0	0	0	0	0.0
Mississippi Valley	11/23		2	0-0	.000	0-0	.000	0-0	.000	0	0	0	0	0	0	0	0	0	0.0
vs. Ole Miss	11/28																		
vs. NC State	11/29																		
at Providence	12/3																		
Fresno State	12/11		1	0-0	.000	0-0	.000	0-0	.000	0	0	0	0	0	0	0	0	0	0.0
vs. Wyoming	12/14		1	0-0	.000	0-0	.000	0-0	.000	0	0	0	0	0	0	0	0	0	0.0
Florida A&M	12/20		13	2-3	.667	2-3	.667	2-2	1.000	0	3	3	0	0	0	0	1	8	1.3
Arizona State	12/31		1	0-0	.000	0-0	.000	0-0	.000	0	0	0	0	0	0	0	0	0	1.1
at Houston	1/4		4	0-1	.000	0-1	.000	0-0	.000	0	0	0	0	0	0	0	0	0	1.0
Texas Tech	1/7																		
at TCU	1/11																		
Oklahoma State	1/14																		
at Utah	1/18																		
at Colorado	1/21																		
Cincinnati	1/25																		
Baylor	1/28																		
at UCF	2/1																		
ARizona	2/4																		
at Cincinnati	2/8																		
at West Virginia	2/11																		
Kansas State	2/15																		
Kansas	2/18																		
at Arizona	2/22																		
at Arizona State	2/26																		
West Virginia	3/1																		
at Iowa State	3/4																		
Utah	3/8																		
TOTAL			28	2-4	.500	2-4	.500	2-2	1.000	0	4	4	0	0	1	1	1	8	1.0

### CAREER STATISTICS

YEAR	GP-GS	MPG	FG-FGA	PCT	3FG-A	PCT	FT-FTA	PCT	OFF-DEF-REB	AVG	PF-D	A	AVG	TO	BLK	AVG	STL	AVG	PTS	AVG
2024-25	8-0	3.5	2-4	.500	2-4	.500	2-2	1.000	0-4-4	0.5	1-0	0	0.0	1	0	0.0	1	0.1	8	1.0
TOTAL	8-0	3.5	2-4	.500	2-4	.500	2-2	1.000	0-4-4	0.5	1-0	0	0.0	1	0	0.0	1	0.1	8	1.0





# MIHAILO BOSKOVIC

JUNIOR | 6-10 | FORWARD | UZICE, SERBIA | IGONEA M.TEL

### 2024-25

**Third-most blocks in a debut in program history (2)**... made collegiate debut in win over Central Arkansas... finished with 11 points, three rebounds, two assists and two blocks in 19 minutes off the bench... went 5-of-7 from the field... 1-of-3 from 3-point range... scored in double figures, 10, against No. 23 Ole Miss... knocked down two 3-pointers...

### BEFORE BYU

Named 2022 FIBA U20 European Championship, Division B Most Valuable Player... averaged 12.3 points, 6.6 rebounds, 2.1 assists and a block per game helping Serbia go undefeated and claim the title... most recently played for KK Igorka in Bosnia's top league... also spent two seasons at KK Dynamic of the Serbian KLS... appeared in 28 games including 26 starts in 2022-23... averaged 13.1 points, 5.9 rebounds, 1.5 blocks and 1.2 assists per game... shot 38.3 percent from the field, 33.3 percent from three and 64.7 percent from the free throw line... appeared in 30 games with 14 starts in 2021-22... average 10.4 points and 5.6 rebounds per game... made three appearances for Slobod UZice U19 in 2020-21...

### PERSONAL

Son of Ana and Stevan Boskovic... oldest of three kids... brother, Marko... sister, Milica... enjoys watching movies, action and comedy... played soccer and water polo growing up... learned english from watching the Disney Channel at his grandparents house...

### 2024-25 GAME-BY-GAME

OPPONENT	DATE	GS	MIN.	FG-FGA	PCT	3FG-FGA	PCT	FT-FTA	PCT	OFF	DEF	REB	AST	BLK	STL	PF	TO	PTS	AVG
Central Arkansas	11/5		19	5-7	.714	1-3	.333	0-0	.000	1	2	3	2	2	1	0	2	11	11.0
UC Riverside	11/8		16	1-2	.500	0-1	.000	2-2	1.000	0	1	1	0	1	1	4	1	4	7.5
Queens	11/13		11	2-6	.333	1-3	.333	2-2	1.000	0	1	1	0	0	1	0	0	7	7.3
Idaho	11/16		16	0-2	.000	0-2	.000	0-0	.000	0	1	1	2	0	1	1	2	0	5.5
Mississippi Valley	11/23		13	2-4	.500	0-2	.000	0-1	.000	0	5	5	0	0	1	0	0	4	5.2
vs. Ole Miss	11/28		17	3-5	.600	2-4	.500	2-2	1.000	0	1	1	0	0	0	1	1	10	6.0
vs. NC State	11/29		8	1-3	.333	1-1	1.000	0-0	.000	2	0	2	0	0	0	1	3	3	5.6
at Providence	12/3		14	0-2	.000	0-1	.000	0-1	.000	2	0	2	0	0	0	0	0	0	4.9
Fresno State	12/11		14	0-2	.000	0-2	.000	0-0	.000	0	2	2	0	0	0	1	2	0	4.3
vs. Wyoming	12/14		16	0-2	.000	0-2	.000	2-2	1.000	0	3	3	1	0	0	0	1	2	4.1
Florida A&M	12/20		20	1-6	.167	0-3	.000	3-4	.750	0	4	4	0	0	0	0	1	5	4.2
Arizona State	12/31																		
at Houston	1/4		13	1-2	.500	1-2	.500	2-2	1.000	0	2	2	1	0	0	0	0	5	4.3
Texas Tech	1/7																		
at TCU	1/11																		
Oklahoma State	1/14																		
at Utah	1/18																		
at Colorado	1/21																		
Cincinnati	1/25																		
Baylor	1/28																		
at UCF	2/1																		
ARizona	2/4																		
at Cincinnati	2/8																		
at West Virginia	2/11																		
Kansas State	2/15																		
Kansas	2/18																		
at Arizona	2/22																		
at Arizona State	2/26																		
West Virginia	3/1																		
at Iowa State	3/4																		
Utah	3/8																		
TOTAL			177	16-43	.372	6-26	.231	13-16	.813	5	22	27	6	3	5	8	13	51	4.3

### SEASON HIGHS

Points:	11	Central Arkansas (11/5/24)
Rebounds:	5	Mississippi Valley State (11/23/24)
Assists:	2 (2x)	Idaho (11/16/24)
Steals:	1 (4x)	Idaho (11/16/24)
Blocks:	2	Central Arkansas (11/5/24)
Field Goals:	5	Central Arkansas (11/5/24)
3-Pointers:	2	vs. Ole Miss (11/28/24)
Free Throws:	3	Florida A&M (12/20/24)
Minutes:	20	Florida A&M (12/20/24)

### CAREER HIGHS

Points:	11	Central Arkansas (11/5/24)
Rebounds:	5	Mississippi Valley State (11/23/24)
Assists:	2 (2x)	Idaho (11/16/24)
Steals:	1 (4x)	Idaho (11/16/24)
Blocks:	2	Central Arkansas (11/5/24)
Field Goals:	5	Central Arkansas (11/5/24)
3-Pointers:	2	vs. Ole Miss (11/28/24)
Free Throws:	3	Florida A&M (12/20/24)
Minutes:	20	Florida A&M (12/20/24)

### BIG 12 HIGHS

Points:	5	at Houston (1/4/25)
Rebounds:	2	at Houston (1/4/25)
Assists:	1	at Houston (1/4/25)
Steals:	--	--
Blocks:	--	--
Field Goals:	1	at Houston (1/4/25)
3-Pointers:	1	at Houston (1/4/25)
Free Throws:	2	at Houston (1/4/25)
Minutes:	13	at Houston (1/4/25)

### PRODUCTION TRACKER

	2024-25	Career
Had a double-double	--	--
Scored 10+ points	2 (1-1)	2 (1-1)
Scored 20+ points	--	--
Led BYU in scoring	--	--
Led BYU in rebounds	--	--
Led BYU in assists	--	--
Led BYU in blocks	--	--
Made 3+ 3-pt FGs	--	--
Had 3+ assists	--	--
Had 3+ blocks	--	--
Had 3+ steals	--	--
Had 5+ rebounds	1 (1-0)	1 (1-0)
Had 10+ rebounds	--	--

### CAREER STATISTICS

YEAR	GP-GS	MPG	FG-FGA	PCT	3FG-A	PCT	FT-FTA	PCT	OFF-DEF-REB	AVG	PF-D	A	AVG	TO	BLK	AVG	STL	AVG	PTS	AVG
2024-25	12-0	14.7	16-43	.372	6-26	.231	13-16	.813	5-22-27	2.3	8-0	6	0.5	13	3	0.3	5	0.4	51	4.3
TOTAL	12-0	14.7	16-43	.372	6-26	.231	13-16	.813	5-22-27	2.3	8-0	6	0.5	13	3	0.3	5	0.4	51	4.3





# KANON CATCHINGS

FRESHMAN | 6-9 | FORWARD | BROWNSBURG, INDIANA | OVERTIME ELITE

## 2024-25

**10th most 3-point field goal attempts by freshman in program history... second-most 3-point field goals in a debut (4)... second-most 3-point attempts in a debut (11)... second-most blocks in a debut (3)... Eighth-most 3-point field goals by a freshman in program history (5)... tied for eighth-most 3 3-pointer games in program history (4)...** made collegiate debut in win over Central Arkansas... finished with 17 points, three rebounds, three blocks and an assist... scored career-high 21 points in win over Florida A&M...went 8-of-12 from the field and 4-of-7 from 3-point range...

## BEFORE BYU

Four-star recruit (ESPN, 247Sports, On3)... No. 35 player in ESPN Top 100... attended Damian Lillard's Formula Zero during the summer... first player from Indiana to play for Overtime Elite... averaged 14.4 points and 5.7 rebounds per game with OTE's Cold Hearts... prepped at Brownsburg High School... averaged 17.5 points and 4.8 rebounds per game as a junior...

## PERSONAL

Mother, Tauja, played college basketball at Illinois... two-time All-American... Six-time All-Big Ten... Big Ten All-Freshman Team... member of Illinois' first Big Ten title in 1997... one of 12 players in program history to score over 1,500 points... also ranks third in program history in offensive rebounds (373), sixth in games played (122), seventh in assists (342), eighth in steals (211) and eighth in total rebounds (825)... drafted by Phoenix Mercury with 37th pick of the 2000 WNBA Draft, becoming Illinois' first-ever WNBA Draft pick... grandfather, Harvey, spent 11 seasons in the NBA and is one 43 NBA players to record 10 or more blocks in a single game... aunt, Tamika, was a four-time Olympic Gold Medalist while also being named a WNBA MVP and 10-time All-Star...

## 2024-25 GAME-BY-GAME

OPPONENT	DATE	GS	MIN.	FG-FGA	PCT	3FG-FGA	PCT	FT-FTA	PCT	OFF	DEF	REB	AST	BLK	STL	PF	TO	PTS	AVG
Central Arkansas	11/5	*	26	6-13	.462	4-11	.364	1-2	.500	0	3	3	1	3	1	0	2	17	17.0
UC Riverside	11/8	*	27	4-11	.364	1-6	.167	0-0	.000	1	4	5	0	2	1	2	1	9	13.0
Queens	11/13	*	22	4-14	.286	1-7	.143	0-0	.000	2	4	6	2	0	2	0	0	9	11.7
Idaho	11/16	*	26	2-7	.286	1-5	.200	3-7	.429	0	2	2	1	1	1	1	1	8	10.8
Mississippi Valley	11/23	*	24	5-10	.500	2-6	.333	2-3	.667	2	1	3	3	1	1	0	1	14	11.4
vs. Ole Miss	11/28	*	32	6-14	.429	5-10	.500	0-1	.000	2	2	4	0	0	0	4	3	17	12.3
vs. NC State	11/29	*	25	2-5	.400	2-3	.667	1-2	.500	1	0	1	2	0	0	3	1	7	11.6
at Providence	12/3	*	23	1-8	.125	1-4	.250	0-1	.000	5	2	7	2	1	0	1	1	3	10.5
Fresno State	12/11	*	29	4-11	.364	1-7	.143	1-1	1.0000	0	4	4	3	0	0	0	1	10	10.4
vs. Wyoming	12/14	*	21	3-7	.429	0-2	.000	2-4	.500	0	2	2	0	1	0	2	0	8	10.2
Florida A&M	12/20	*	26	8-12	.667	4-7	.571	1-2	.500	1	3	4	3	0	2	0	2	21	11.2
Arizona State	12/31	*	23	4-9	.444	3-7	.429	0-0	.000	0	2	2	0	1	1	2	1	11	11.2
at Houston	1/4	*	26	2-5	.400	1-3	.333	1-2	.500	2	0	2	1	1	1	2	0	6	10.8
Texas Tech	1/7	*	19	2-4	.500	0-2	.000	2-4	.500	1	1	2	0	0	0	2	0	6	10.4
at TCU	1/11																		
Oklahoma State	1/14																		
at Utah	1/18																		
at Colorado	1/21																		
Cincinnati	1/25																		
Baylor	1/28																		
at UCF	2/1																		
ARizona	2/4																		
at Cincinnati	2/8																		
at West Virginia	2/11																		
Kansas State	2/15																		
Kansas	2/18																		
at Arizona	2/22																		
at Arizona State	2/26																		
West Virginia	3/1																		
at Iowa State	3/4																		
Utah	3/8																		
TOTAL			348	53-130	.408	26-80	.325	14-29	.483	17	30	47	18	11	10	19	14	146	10.4

## SEASON HIGHS

Points:	21	Florida A&M (12/20/24)
Rebounds:	7	at Providence (12/3/24)
Assists:	3 (3x)	Florida A&M (12/20/24)
Steals:	2 (2x)	Florida A&M (12/20/24)
Blocks:	3	Central Arkansas (11/5/24)
Field Goals:	8	Florida A&M (12/20/24)
3-Pointers:	5	vs. Ole Miss (11/28/24)
Free Throws:	3	Idaho (11/16/24)
Minutes:	32	vs. Ole Miss (11/28/24)

## CAREER HIGHS

Points:	21	Florida A&M (12/20/24)
Rebounds:	7	at Providence (12/3/24)
Assists:	3 (3x)	Florida A&M (12/20/24)
Steals:	2 (2x)	Florida A&M (12/20/24)
Blocks:	3	Central Arkansas (11/5/24)
Field Goals:	8	Florida A&M (12/20/24)
3-Pointers:	5	vs. Ole Miss (11/28/24)
Free Throws:	3	Idaho (11/16/24)
Minutes:	32	vs. Ole Miss (11/28/24)

## BIG 12 HIGHS

Points:	11	Arizona State (12/31/24)
Rebounds:	2 (3x)	Texas Tech (1/7/25)
Assists:	1	at Houston (1/4/25)
Steals:	1 (2x)	at Houston (1/4/25)
Blocks:	1 (2x)	at Houston (1/4/25)
Field Goals:	4	Arizona State (12/31/24)
3-Pointers:	3	Arizona State (12/31/24)
Free Throws:	2	Texas Tech (1/7/25)
Minutes:	26	at Houston (1/4/25)

## PRODUCTION TRACKER

	2024-25	Career
Had a double-double	--	--
Scored 10+ points	6 (5-1)	6 (5-1)
Scored 20+ points	--	--
Led BYU in scoring	2 (1-1)	2 (1-1)
Led BYU in rebounds	--	--
Led BYU in assists	--	--
Led BYU in steals	3 (2-1)	3 (2-1)
Made 3+ 3-pt FGs	3 (2-1)	3 (2-1)
Had 3+ assists	3 (3-0)	3 (3-0)
Had 5+ assists	--	--
Had 3+ steals	--	--
Had 5+ rebounds	3 (2-1)	3 (2-1)
Had 10+ rebounds	--	--

## CAREER STATISTICS

YEAR	GP-GS	MPG	FG-FGA	PCT	3FG-A	PCT	FT-FTA	PCT	OFF-DEF-REB	AVG	PF-D	A	AVG	TO	BLK	AVG	STL	AVG	PTS	AVG
2024-25	14-14	24.8	53-130	.408	26-80	.325	14-29	.483	17-30-47	3.4	19-0	18	1.3	14	11	0.8	10	0.7	146	10.4
TOTAL	14-14	24.8	53-130	.408	26-80	.325	14-29	.483	17-30-47	3.4	19-0	18	1.3	14	11	0.8	10	0.7	146	10.4







# KHADIM MBOUP

FRESHMAN | 6-9 | FORWARD | DAKAR, SENEGAL | NBA ACADEMY AFRICA

2024-25  
Joined the team in December...

**BEFORE BYU**  
Part of NBA Academy Africa... spent three years playing in Basketball Africa League (BAL) including a season under current BYU assistant coach Will Voigt... ranked third in steals per game (2.5) at 2023 NBA Academy Games in Atlanta, Ga... also ranked 10th in rebounds per game...

## SEASON HIGHS

Points:	--	--
Rebounds:	--	--
Assists:	--	--
Steals:	--	--
Blocks:	--	--
Field Goals:	--	--
3-Pointers:	--	--
Free Throws:	--	--
Minutes:	--	--

## CAREER HIGHS

Points:	--	--
Rebounds:	--	--
Assists:	--	--
Steals:	--	--
Blocks:	--	--
Field Goals:	--	--
3-Pointers:	--	--
Free Throws:	--	--
Minutes:	--	--

## BIG 12 HIGHS

Points:	--	--
Rebounds:	--	--
Assists:	--	--
Steals:	--	--
Blocks:	--	--
Field Goals:	--	--
3-Pointers:	--	--
Free Throws:	--	--
Minutes:	--	--

## PRODUCTION TRACKER

	2024-25	Career
Had a double-double	--	--
Scored 10+ points	--	--
Scored 20+ points	--	--
Led BYU in scoring	--	--
Led BYU in rebounds	--	--
Led BYU in assists	--	--
Led BYU in steals	--	--
Made 3+ 3-pt FGs	--	--
Had 3+ assists	--	--
Had 5+ assists	--	--
Had 3+ steals	--	--
Had 5+ rebounds	--	--
Had 10+ rebounds	--	--

## 2024-25 GAME-BY-GAME

OPPONENT	DATE	GS	MIN.	FG-FGA	PCT	3FG-FGA	PCT	FT-FTA	PCT	OFF	DEF	REB	AST	BLK	STL	PF	TO	PTS	AVG
Central Arkansas	11/5																		
UC Riverside	11/8																		
Queens	11/13																		
Idaho	11/16																		
Mississippi Valley	11/23																		
vs. Ole Miss	11/28																		
vs. NC State	11/29																		
at Providence	12/3																		
Fresno State	12/11																		
vs. Wyoming	12/14																		
Florida A&M	12/20																		
Arizona State	12/31																		
at Houston	1/4																		
Texas Tech	1/7																		
at TCU	1/11																		
Oklahoma State	1/14																		
at Utah	1/18																		
at Colorado	1/21																		
Cincinnati	1/25																		
Baylor	1/28																		
at UCF	2/1																		
ARizona	2/4																		
at Cincinnati	2/8																		
at West Virginia	2/11																		
Kansas State	2/15																		
Kansas	2/18																		
at Arizona	2/22																		
at Arizona State	2/26																		
West Virginia	3/1																		
at Iowa State	3/4																		
Utah	3/8																		
TOTAL			0	0-0	.000	0-0	.000	0-0	.000	0	0	0	0	0	0	0	0	0	0.0

## CAREER STATISTICS

YEAR	GP-GS	MPG	FG-FGA	PCT	3FG-A	PCT	FT-FTA	PCT	OFF-DEF-REB	AVG	PF-D	A	AVG	TO	BLK	AVG	STL	AVG	PTS	AVG
2024-25	0-0	0.0	0-0	.000	0-0	.000	0-0	.000	0-0-0	0.0	0-0	0	0.0	0	0	0.0	0	0.0	0	0.0
TOTAL	0-0	0.0	0-0	.000	0-0	.000	0-0	.000	0-0-0	0.0	0-0	0	0.0	0	0	0.0	0	0.0	0	0.0





SOPHOMORE | 6-8 | FORWARD | MERIDIAN, IDAHO | ROCKY MOUNTAIN HIGH SCHOOL

## 2024-25

Made season debut in win over Queens... recorded a block in two minutes of action...

## 2023-24

Appeared in 14 of 33 games for the Cougars... shooting 90.0 percent from the free throw line... made collegiate debut against Houston Christian... scored a career-high six points in win over Bellarmine... **shooting 100.0 percent (5-of-5) from inside the arc this season**... played a career-high eight minutes at Texas Tech... connected on first career 3-pointer against Red Raiders...

## 2020-21

Did not see action on the court during his first season in Provo...

## BEFORE BYU

Played at Rocky Mountain High School for Dane Roy... averaged 15 points, 5.1 rebounds and 1.3 blocks as a senior... first team all-state... second-team all-state honors as a junior... invited to first-ever NCAA College Basketball Academy...

## 2024-25 GAME-BY-GAME

2024-25 GAME-BY-GAME																								
SEASON HIGHS	Points:	--	--																					
	Rebounds:	1	vs. Wyoming (12/14/24)																					
	Assists:	--	--	Central Arkansas	11/5																			
	Steals:	--	--	UC Riverside	11/8																			
	Blocks:	1	Queens (11/13/24)	Queens	11/13	2	0-0	.000	0-0	.000	0-0	.000	0	0	0	0	1	0	0	0	0	0	0	0.0
	Field Goals:	--	--	Idaho	11/16																			
	3-Pointers:	--	--	Mississippi Valley	11/23	2	0-0	.000	0-0	.000	0-0	.000	0	0	0	0	0	0	0	0	0	0	0	0.0
	Free Throws:	--	--	vs. Ole Miss	11/28																			
	Minutes:	2 (3x)	Florida A&M (12/20/24)	vs. NC State	11/29																			
CAREER HIGHS				at Providence	12/3																			
	Points:	6	Bellarmine (12/22/23)	Fresno State	12/11																			
	Rebounds:	3 (2x)	Bellarmine (12/22/23)	vs. Wyoming	12/14	1	0-0	.000	0-0	.000	0-0	.000	0	1	1	0	0	0	1	0	0	0	0	0.0
	Assists:	1	vs. Arizona State (11/23/23)	Florida A&M	12/20	2	0-0	.000	0-0	.000	0-0	.000	0	0	0	0	0	0	0	0	0	0	0	0.0
	Steals:	1 (3x)	Georgia State (12/16/23)	Arizona State	12/31																			
	Blocks:	1	Queens (11/13/24)	at Houston	1/4																			
	Field Goals:	3	Bellarmine (12/22/23)	Texas Tech	1/7																			
	3-Pointers:	1	at Texas Tech (1/20/24)	at TCU	1/11																			
	Free Throws:	3	Southeastern Louisiana (11/15/23)	Oklahoma State	1/14																			
BIG 12 HIGHS	Minutes:	8	at Texas Tech (1/20/24)	at Utah	1/18																			
				at Colorado	1/21																			
	Points:	3	at Texas Tech (01/20/24)	Cincinnati	1/25																			
	Rebounds:	2	at Texas Tech (01/20/24)	Baylor	1/28																			
	Assists:	--	--	at UCF	2/1																			
	Steals:	--	--	Arizona	2/4																			
	Blocks:	--	--	at Cincinnati	2/8																			
	Field Goals:	1	at Texas Tech (01/20/24)	at West Virginia	2/11																			
	3-Pointers:	1	at Texas Tech (01/20/24)	Kansas State	2/15																			
PRODUCTION TRACKER	Free Throws:	--	--	Kansas	2/18																			
	Minutes:	8	at Texas Tech (01/20/24)	at Arizona	2/22																			
				at Arizona State	2/26																			
				West Virginia	3/1																			
	Had a double-double	--	--	at Iowa State	3/4																			
	Scored 10+ points	--	--	Utah	3/8																			
	Scored 20+ points	--	--	TOTAL		5	0-0	.000	0-0	.000	0-0	.000	0	1	1	0	1	0	1	0	0	0	0	0.0
	Led BYU in scoring	--	--																					
	Led BYU in rebounds	--	--																					
Led BYU in assists	--	--																						
Led BYU in blocks	1 (1-0)	1 (1-0)																						
Made 3+ 3-pt FGs	--	--																						
Had 5+ 3-pt FGs	--	--																						
Had 3+ assists	--	--																						
Had 3+ steals	--	--																						
Had 5+ rebounds	--	--																						
Had 10+ rebounds	--	--																						

## CAREER STATISTICS

YEAR	GP-GS	MPG	FG-FGA	PCT	3FG-A	PCT	FT-FTA	PCT	OFF-DEF-REB	AVG	PF-D	A	AVG	TO	BLK	AVG	STL	AVG	PTS	AVG
2023-24	14-0	3.5	6-12	.500	1-7	.143	9-10	.900	8-6-14	1.0	3-0	1	0.1	3	0	0.0	3	0.2	22	1.6
2024-25	4-0	1.4	0-0	.000	0-0	.000	0-0	.000	0-1-1	0.3	1-0	0	0.0	0	1	0.3	0	0.0	0	0.0
TOTAL	18-0	3.0	6-12	.500	1-7	.143	9-10	.900	8-7-15	0.8	4-0	1	0.1	3	1	0.1	3	0.2	22	1.2





# KEBA KEITA

JUNIOR | 6-9 | FORWARD | BAMAKO, MALI | WASATCH ACADEMY

**2024-25**  
**Fourth-most offensive rebounds in debut (4)...** **sixth-most rebounds in debut (10)...**  
double-digit rebounds in three of first four games... tied a career-high with three assists against Queens, No. 23 Ole Miss and Fresno State... went 6-of-6 from the field in win over Fresno State... career-high eight rebounds at Providence... 10 or more rebounds five times...

**BEFORE BYU**  
Began his collegiate career at Utah... appeared in 66 games including 13 starts during two seasons on The Hill... scored 382 points with 294 rebounds, 113 of those on the offensive glass, and 60 blocks... shot 61.0 percent from the field... scored in double figures 12 times... three double-doubles... double-digit rebounds four times... appeared in 35 games as a sophomore including 13 consecutive starts... averaged 8.3 points, 5.3 rebounds and 1.1 blocks per game... helped the Utes reach the semifinals of the NIT and finish the year with 22 wins - the most since 2017-18... near consensus four-star recruit and Top 5 recruit in the state of Utah at Wasatch Academy... ESPN 100 recruit, No. 84... led NIBC in rebounding as a senior with 9.5 boards per game... NIBC Defensive Player of the Year... also attended American Heritage High School...

**PERSONAL**  
Son of Hawa and Lassana Keita... has four siblings... brother, Noumory, plays professional volleyball for Verona Volley in Italy...

SEASON HIGHS	Points:	14	UC Riverside (11/8/24)
	Rebounds:	13	Queens (11/13/24)
	Assists:	3 (3x)	Fresno State (12/11/24)
	Steals:	1 (7x)	Texas Tech (1/7/25)
	Blocks:	2 (2x)	Fresno State (12/11/24)
	Field Goals:	6	Fresno State (12/11/24)
	3-Pointers:	--	--
	Free Throws:	4	UC Riverside (11/8/24)
	Minutes:	22 (2x)	at Providence (12/3/24)

CAREER HIGHS	Points:	23	Southern Utah (12/05/23)
	Rebounds:	15	Oregon State (01/18/24)
	Assists:	3 (4x)	Fresno State (12/11/24)
	Steals:	3	Arizona State (03/13/24)
	Blocks:	3 (4x)	Oregon State (01/18/24)
	Field Goals:	11	Southern Utah (12/05/23)
	3-Pointers:	--	--
	Free Throws:	6	Washington State (12/29/23)
	Minutes:	35	Arizona (02/08/24)

BIG 12 HIGHS	Points:	9	Arizona State (12/31/24)
	Rebounds:	10 (2x)	Texas Tech (1/7/25)
	Assists:	1	Texas Tech (1/7/25)
	Steals:	1	Texas Tech (1/7/25)
	Blocks:	1 (2x)	at Houston (1/4/25)
	Field Goals:	4	Arizona State (12/31/24)
	3-Pointers:	--	--
	Free Throws:	1	Arizona State (12/31/24)
	Minutes:	21	Arizona State (12/31/24)

PRODUCTION TRACKER		2024-25	Career
	Had a double-double	2 (2-0)	5 (5-0)
	Scored 10+ points	3 (3-0)	15 (12-3)
	Scored 20+ points	--	1 (1-0)
	Led BYU in scoring	--	--
	Led BYU in rebounds	9 (6-3)	9 (6-3)
	Led BYU in assists	--	--
	Led BYU in steals	1 (1-0)	1 (1-0)
	Had 3+ blocks	--	4 (4-0)
	Had 5+ rebounds	11 (8-3)	40 (27-13)
	Had 5+ defensive rebounds	10 (8-2)	21 (16-5)
	Had 5+ offensive rebounds	2 (1-1)	6 (4-2)
	Had 10+ rebounds	6 (4-2)	10 (8-2)
	Had 15+ rebounds	--	1 (1-0)

## 2024-25 GAME-BY-GAME

OPPONENT	DATE	GS	MIN.	FG-FGA	PCT	3FG-FGA	PCT	FT-FTA	PCT	OFF	DEF	REB	AST	BLK	STL	PF	TO	PTS	AVG
Central Arkansas	11/5	*	18	2-2	1.000	0-0	.000	2-2	1.000	4	6	10	0	1	1	3	2	6	6.0
UC Riverside	11/8	*	19	5-6	.833	0-0	.000	4-8	.500	2	8	10	2	1	1	3	1	14	10.0
Queens	11/13	*	21	5-9	.556	0-0	.000	1-2	.500	4	9	13	3	1	1	0	2	11	10.3
Idaho	11/16	*	15	2-3	.667	0-0	.000	0-4	.000	3	4	8	0	0	1	3	1	4	8.8
Mississippi Valley	11/23																		
vs. Ole Miss	11/28	*	18	0-0	.000	0-0	.000	0-0	.000	1	6	7	3	0	0	3	0	0	7.0
vs. NC State	11/29	*	22	2-5	.400	0-0	.000	2-4	.500	2	7	9	2	2	0	2	0	6	6.8
at Providence	12/3	*	22	4-9	.4444	0-0	.000	1-4	.250	8	2	10	0	0	1	1	0	9	7.1
Fresno State	12/11	*	20	6-6	1.000	0-0	.000	0-0	.000	3	5	8	3	2	0	2	2	12	7.8
vs. Wyoming	12/14	*	21	1-3	.333	0-0	.000	0-0	.000	2	4	6	0	0	1	2	2	2	7.1
Florida A&M	12/20	*	20	3-3	1.000	0-0	.000	1-2	.500	2	7	9	0	0	0	1	1	7	7.1
Arizona State	12/31	*	21	4-5	.800	0-0	.000	1-1	1.000	5	5	10	0	1	0	1	1	9	7.3
at Houston	1/4	*	20	3-7	.429	0-0	.000	0-0	.000	1	0	1	0	1	0	3	0	6	7.2
Texas Tech	1/7	*	17	1-3	.333	0-0	.000	0-2	.000	3	7	10	1	0	1	3	0	2	6.8
at TCU	1/11																		
Oklahoma State	1/14																		
at Utah	1/18																		
at Colorado	1/21																		
Cincinnati	1/25																		
Baylor	1/28																		
at UCF	2/1																		
ARizona	2/4																		
at Cincinnati	2/8																		
at West Virginia	2/11																		
Kansas State	2/15																		
Kansas	2/18																		
at Arizona	2/22																		
at Arizona State	2/26																		
West Virginia	3/1																		
at Iowa State	3/4																		
Utah	3/8																		
TOTAL			254	38-61	.623	0-0	.000	12-29	.414	40	71	111	14	9	7	27	12	88	6.8

## CAREER STATISTICS

YEAR	GP-GS	MPG	FG-FGA	PCT	3FG-A	PCT	FT-FTA	PCT	OFF-DEF-REB	AVG	PF-D	A	AVG	TO	BLK	AVG	STL	AVG	PTS	AVG
2022-23*	31-0	10.5	42-69	.609	0-0	.000	8-19	.421	40-65-105	3.4	56-0	4	0.1	25	22	0.7	16	0.5	92	3.0
2023-24*	35-13	16.2	122-200	.610	0-0	.000	46-82	.561	73-116-189	5.4	79-2	21	0.6	31	38	1.1	29	0.8	290	8.3
2024-25	13-13	19.5	38-61	.623	0-0	.000	12-29	.414	40-71-111	8.5	27-0	14	1.1	12	9	0.7	7	0.5	88	6.8
TOTAL!	79-26	14.5	202-333	.612	0-0	.000	66-130	.508	153-252-405	5.1	162-2	39	0.5	68	69	0.9	52	0.7	470	5.9

\* Utah ! Utah and BYU







# RICHIE SAUNDERS

JUNIOR | 6-5 | GUARD | RIVERTON, UTAH | WASATCH ACADEMY

**2024-25**  
Rady Children's Invitational All-Tournament team... scored a career-high 30 points in Big 12 opener against Arizona State... knocked down career-high six 3-pointers... scored then career-high 26 points in win over Idaho... connected on a career-high 10 shots including four 3-pointers... also had four steals and three blocks in win over Vandals... knocked down at least one 3-pointer in a career-best nine games... knocked down multiple 3-pointers five times...

**2023-24**  
Scored a career-high 20 points twice, last coming at No. 6 Iowa State... Also scored 20 points in win over Georgia State... career-best eight 8-of-14 from the floor against Panthers... made multiple 3-pointers 11 times including FOUR straight games... went a career-best 6-of-6 from the charity stripe against San Diego State, all coming in the final two minutes of regulation... scored in double figures 15 times... BYU is 8-6 when he has five or more rebounds... shooting 77.5 percent at the rim this season (Hoop-Math)...

**2022-23**  
One of four players on the team to appear in all 34 games for the Cougars... averaged 5.5 points per game, shooting 45.3 percent from the field and 33.3 percent from three... scored in doubles six times including career-high 18 points in win over Portland in WCC Tournament... made multiple 3-pointers eight times... career-high nine rebounds in win over Nicholls... averaged 10.7 points, 4.0 rebounds and 1.7 assists per game at WCC Tournament... ranked fourth on the team in offensive rebounds (24)...

**BEFORE BYU**  
Served a mission for the Church of Jesus Christ of Latter-Day Saints in Seattle, Was.... played final two seasons at Wasatch Academy along with current teammate Fousseyni Traore... three-star recruit by 247Sports and Rivals... ranked as No. 25 shooting guard in Class of 2020 by 247Sports Composite... averaged 14.6 points and 5.3 rebounds per game as a senior... Utah 6A First Team All-State as a sophomore at Riverton High School...

**PERSONAL**  
Son of Lisa and Rich Saunders... has four older sisters... married former BYU women's basketball player Sierra Johnson on September 1st... father played basketball at UC Davis... taught himself to be a woodworker/wood turner... learning and speaks four languages (english, malagasy, spanish, french)...

## 2024-25 GAME-BY-GAME

OPPONENT	DATE	GS	MIN.	FG-FGA	PCT	3FG-FGA	PCT	FT-FTA	PCT	OFF	DEF	REB	AST	BLK	STL	PF	TO	PTS	AVG
Central Arkansas	11/5	*	26	6-11	.545	3-7	.429	1-2	.500	3	5	8	2	0	1	0	0	16	16.0
UC Riverside	11/8	*	32	5-11	.455	1-2	.500	1-2	.500	1	5	6	2	1	1	4	2	12	14.0
Queens	11/13	*	22	3-7	.429	1-3	.333	0-2	.000	0	6	6	1	1	0	0	1	7	11.7
Idaho	11/16	*	30	10-15	.667	4-8	.500	2-3	.667	0	4	4	3	3	4	1	0	26	15.3
Mississippi Valley	11/23	*	19	3-7	.429	1-4	.250	0-0	.000	0	0	0	2	0	2	2	0	7	13.6
vs. Ole Miss	11/28	*	33	4-13	.308	1-7	.143	7-8	.875	2	3	5	0	0	2	4	2	16	14.0
vs. NC State	11/29	*	27	4-7	.571	3-3	1.000	2-2	1.000	0	3	3	1	0	1	1	0	13	13.9
at Providence	12/3	*	26	3-8	.375	1-4	.250	0-0	.000	0	3	3	0	0	2	3	0	7	13.0
Fresno State	12/11	*	33	7-14	.500	3-7	.429	0-0	.000	1	3	4	0	0	0	1	4	17	13.4
vs. Wyoming	12/14	*	1	1-1	1.000	0-0	.000	0-0	.000	0	0	0	0	0	1	0	0	2	12.3
Florida A&M	12/20																		
Arizona State	12/31	*	30	11-18	.611	6-11	.545	2-3	.667	2	4	6	1	1	1	0	0	30	13.9
at Houston	1/4	*	22	3-8	.375	1-5	.200	2-3	.667	0	2	2	1	0	1	1	2	9	13.5
Texas Tech	1/7	*	28	2-4	.500	0-2	.000	2-2	1.000	2	0	2	3	1	2	1	1	6	12.9
at TCU	1/11																		
Oklahoma State	1/14																		
at Utah	1/18																		
at Colorado	1/21																		
Cincinnati	1/25																		
Baylor	1/28																		
at UCF	2/1																		
ARizona	2/4																		
at Cincinnati	2/8																		
at West Virginia	2/11																		
Kansas State	2/15																		
Kansas	2/18																		
at Arizona	2/22																		
at Arizona State	2/26																		
West Virginia	3/1																		
at Iowa State	3/4																		
Utah	3/8																		
TOTAL			330	62-124	.500	25-63	.397	19-27	.704	11	38	49	16	7	18	18	11	168	12.9

### SEASON HIGHS

Points:	30	Arizona State (12/31/24)
Rebounds:	8	Central Arkansas (11/5/24)
Assists:	3 (2x)	Texas Tech (1/7/25)
Steals:	4	Idaho (11/16/24)
Blocks:	3	Idaho (11/16/24)
Field Goals:	11	Arizona State (12/31/24)
3-Pointers:	6	Arizona State (12/31/24)
Free Throws:	7	vs. Ole Miss (11/28/24)
Minutes:	33 (2x)	Fresno State (12/11/24)

### CAREER HIGHS

Points:	30	Arizona State (12/31/24)
Rebounds:	9	Nicholls (11/9/22)
Assists:	4 (2x)	Morgan State (11/18/23)
Steals:	4	Idaho (11/16/24)
Blocks:	3	Idaho (11/16/24)
Field Goals:	11	Arizona State (12/31/24)
3-Pointers:	6	Arizona State (12/31/24)
Free Throws:	7	vs. Ole Miss (11/28/24)
Minutes:	33 (3x)	Fresno State (12/11/24)

### BIG 12 HIGHS

Points:	30	Arizona State (12/31/24)
Rebounds:	7	TCU (3/2/24)
Assists:	3	Texas Tech (1/7/25)
Steals:	3	at Kansas State (2/24/24)
Blocks:	1 (5x)	Texas Tech (1/7/25)
Field Goals:	11	Arizona State (12/31/24)
3-Pointers:	6	Arizona State (12/31/24)
Free Throws:	4 (2x)	Iowa State (1/16/24)
Minutes:	33	at Texas Tech (1/20/24)

### PRODUCTION TRACKER

	2024-25	Career
Had a double-double	--	--
Scored 10+ points	7 (6-1)	28 (22-6)
Scored 20+ points	2 (2-0)	4 (3-1)
Scored 30+ points	1 (1-0)	1 (1-0)
Led BYU in scoring	2 (2-0)	6 (5-1)
Led BYU in rebounds	--	4 (1-3)
Led BYU in assists	--	1 (1-0)
Led BYU in steals	7 (3-4)	21 (11-10)
Made 3+ 3-pt FGs	5 (5-0)	10 (9-1)
Had 5+ 3-pt FGs	1 (1-0)	1 (1-0)
Had 3+ assists	1 (1-0)	12 (11-1)
Had 3+ steals	1 (1-0)	4 (2-2)
Had 5+ rebounds	5 (4-1)	26 (18-8)

## CAREER STATISTICS

YEAR	GP-GS	MPG	FG-FGA	PCT	3FG-A	PCT	FT-FTA	PCT	OFF-DEF-REB	AVG	PF-D	A	AVG	TO	BLK	AVG	STL	AVG	PTS	AVG
2022-23	34-2	15.9	68-148	.453	26-78	.333	26-38	.684	24-57-81	2.4	65-1	28	0.8	24	9	0.3	20	0.6	186	5.5
2023-24	34-1	20.7	125-239	.523	36-99	.364	42-59	.712	46-94-140	4.1	76-1	38	1.2	15	6	0.2	27	0.8	328	9.6
2024-25	13-13	25.4	62-124	.500	25-63	.397	19-27	.704	11-38-49	3.8	18-0	16	1.2	11	7	0.5	18	1.4	168	12.9
TOTAL	81-16	19.4	254-511	.497	87-240	.363	87-124	.702	81-189-270	3.3	159-2	82	1.1	50	22	0.3	65	0.8	682	8.4





# MAX TRIPLETT

JUNIOR | 6-9 | FORWARD | HUNTSMVILLE, UTAH | SNOW COLLEGE

## 2024-25

Made BYU debut in win over Queens... finished with three rebounds and a block in three minutes of action...

## BEFORE BYU

Spent two years at Snow College playing for former BYU assistant coach Andrew May... appeared in 57 games including 31 starts during time in Ephraim... averaged 9.8 points and 5.4 rebounds per game... shot 58.6 percent from the field, 25.0 percent from three and 62.9 percent from the free throw line... scored in double 27 times including seven games with 20-plus... scored a career-high 27 against Utah Prep... seven double-doubles... earned all-conference accolades as as sophomore after starting in 27 games... scored in double figures 21 times en route to averaging 14.1 points per game... averaged 6.8 rebounds per game... five double-doubles... made career-high 10 free throws against of College of Southern Idaho... appeared in 30 games including four starts as a true freshman... averaged 5.9 points and 4.2 rebounds per game... shot 55.9 percent from the field, 33.3 percent from three and 64.2 percent from the free throw line... scored in double figures six times including a pair of double-doubles... graduated from Weber High School...

## PERSONAL

Full name is Maximus Triplett... son of Kay and Doug Triplett... married to Autumn Triplett... has two siblings... sister, Bridget, played volleyball at Snow College and Southern Utah... sister, Abby, is a high jumper at Weber State... served a mission for the Church of Jesus Christ of Latter-day saints in Uruguay...

SEASON HIGHS	Points:	--	--
	Rebounds:	3	Queens (11/13/24)
	Assists:	1	Florida A&M (12/20/24)
	Steals:	--	--
	Blocks:	1	Queens (11/13/24)
	Field Goals:	--	--
	3-Pointers:	--	--
	Free Throws:	--	--
	Minutes:	3	Queens (11/13/24)

CAREER HIGHS	Points:	--	--
	Rebounds:	3	Queens (11/13/24)
	Assists:	1	Florida A&M (12/20/24)
	Steals:	--	--
	Blocks:	1	Queens (11/13/24)
	Field Goals:	--	--
	3-Pointers:	--	--
	Free Throws:	--	--
	Minutes:	3	Queens (11/13/24)

BIG 12 HIGHS	Points:	--	--
	Rebounds:	--	--
	Assists:	--	--
	Steals:	--	--
	Blocks:	--	--
	Field Goals:	--	--
	3-Pointers:	--	--
	Free Throws:	--	--
	Minutes:	1	Arizona State (12/31/24)

PRODUCTION TRACKER		2024-25	Career
	Had a double-double	--	--
	Scored 10+ points	--	--
	Scored 20+ points	--	--
	Led BYU in scoring	--	--
	Led BYU in rebounds	--	--
	Led BYU in assists	--	--
	Led BYU in steals	--	--
	Led BYU in blocks	--	--
	Had 3+ assists	--	--
	Had 3+ blocks	--	--
	Had 3+ steals	--	--
	Had 5+ rebounds	--	--
	Had 10+ rebounds	--	--

## 2024-25 GAME-BY-GAME

OPPONENT	DATE	GS	MIN.	FG-FGA	PCT	3FG-FGA	PCT	FT-FTA	PCT	OFF	DEF	REB	AST	BLK	STL	PF	TO	PTS	AVG
Central Arkansas	11/5																		
UC Riverside	11/8																		
Queens	11/13		3	0-0	.000	0-0	.000	0-0	.000	1	2	3	0	1	0	0	0	0	0.0
Idaho	11/16																		
Mississippi Valley	11/23		2	0-1	.000	0-0	.000	0-0	.000	1	1	2	0	0	0	0	0	0	0.0
vs. Ole Miss	11/28																		
vs. NC State	11/29																		
at Providence	12/3																		
Fresno State	12/11		1	0-0	.000	0-0	.000	0-0	.000	0	0	0	0	0	0	0	0	0	0.0
vs. Wyoming	12/14		1	0-0	.000	0-0	.000	0-0	.000	0	0	0	0	0	0	0	0	0	0.0
Florida A&M	12/20		2	0-0	.000	0-0	.000	0-0	.000	1	0	1	1	0	0	1	0	0	0.0
Arizona State	12/31		1	0-0	.000	0-0	.000	0-0	.000	0	0	0	0	0	0	0	0	0	0.0
at Houston	1/4																		
Texas Tech	1/7																		
at TCU	1/11																		
Oklahoma State	1/14																		
at Utah	1/18																		
at Colorado	1/21																		
Cincinnati	1/25																		
Baylor	1/28																		
at UCF	2/1																		
ARizona	2/4																		
at Cincinnati	2/8																		
at West Virginia	2/11																		
Kansas State	2/15																		
Kansas	2/18																		
at Arizona	2/22																		
at Arizona State	2/26																		
West Virginia	3/1																		
at Iowa State	3/4																		
Utah	3/8																		
TOTAL			8	0-0	.000	0-0	.000	0-0	.000	3	3	6	1	1	0	0	0	0	0.0

## CAREER STATISTICS

YEAR	GP-GS	MPG	FG-FGA	PCT	3FG-A	PCT	FT-FTA	PCT	OFF-DEF-REB	AVG	PF-D	A	AVG	TO	BLK	AVG	STL	AVG	PTS	AVG
2022-23*	30-4	14.9	71-127	.559	1-3	.333	34-53	.642	57-70-127	4.2	53-1	26	0.9	24	12	0.4	17	0.6	177	5.9
2023-24*	27-27	28.6	143-238	.601	3-13	.231	93-149	.624	54-129-183	6.8	54-1	66	2.4	53	20	0.7	20	0.7	382	14.1
2024-25	6-0	1.4	0-1	.000	0-0	.000	0-0	.000	3-3-6	1.0	1-0	1	0.2	0	1	0.2	0	0.0	0	0.0
TOTAL!	63-31	19.5	214-366	.585	4-16	.250	127-202	.629	114-202-316	5.0	108-2	92	1.5	77	33	0.5	37	0.6	559	8.9

\* Snow College ! Snow College and BYU





# TREVIN KNELL

SENIOR | 6-5 | GUARD | NORTH SALT LAKE, UTAH | WOODS CROSS HIGH SCHOOL

## 2024-25

Scored the first points of the season for a second straight season with a 3-pointer... went 2-of-6 from beyond the arc... **went 4-of-4 from three in first half against Queens, tied for the second-most makes without a miss in a 1st half in program history...** made a 3-pointer in 11 consecutive games... recorded first career double-double (22 pts, 10 reb) in win over Fresno State...

## 2023-24

**19th most 3-point field goals per game (2.09)...** **18th most 3-point field goals (67)...** **18th most 3-point field goal attempts (174)...** scored a career-high 27 points in Big 12 opener against Cincinnati... connected on nine 3-pointers, tied for the 2nd most in a game in program history... tied for the most triples at the Marriott Center... **BYU is 11-2 when hitting three or more 3-pointers...**

## 2022-23

Redshirted due to shoulder injury.... NABC Honor Court...

## 2021-22

Appeared in all 35 games including 18 starts... averaged 6.4 points per game... scored in double figures 10 times including a season-high 15 against Liberty, LMU and Northern Iowa... tied a career-high with five 3-pointers against UNI... WCC All-Academic Team...

## 2020-21

Played in all 27 games including six starts... ranked second on the team in 3-pointers made and 3-point percentage... scored in double figures six times... shot 50.0 percent from 3-point percentage in WCC play... WCC All-Academic Team...

## 2019-20

Appeared in 19 games... season-high nine points in win over Montana Tech... hit a pair of 3-pointers in the first half against Virginia Tech in Maui...

## BEFORE BYU

Served a mission for the Church of Jesus Christ of Latter-Day Saints in Uruguay... prepped at Woods Cross High School... named First Team All-State by Deseret News and Salt Lake Tribune as a senior... no. 2 recruit in Utah in the Class of 2017...

## PERSONAL

Son of Vicki and Richard Knell... has three older sisters and one younger brother... married his wife, Tatum, in August 2021...

SEASON HIGHS	Points:	22	Fresno State (12/11/24)
	Rebounds:	10	Fresno State (12/11/24)
	Assists:	2 (3x)	Fresno State (12/11/24)
	Steals:	3	Fresno State (12/11/24)
	Blocks:	1	Texas Tech (1/7/25)
	Field Goals:	8	Fresno State (12/11/24)
	3-Pointers:	4 (3x)	at Houston (1/4/25)
	Free Throws:	4 (2x)	Arizona State (12/31/24)
	Minutes:	28	vs. Wyoming (12/14/24)

CAREER HIGHS	Points:	27	Cincinnati (1/6/24)
	Rebounds:	10	Fresno State (12/11/24)
	Assists:	5	Evansville (12/5/23)
	Steals:	3 (2x)	Fresno State (12/11/24)
	Blocks:	1 (8x)	Texas Tech (1/7/25)
	Field Goals:	9	Cincinnati (1/6/24)
	3-Pointers:	9	Cincinnati (1/6/24)
	Free Throws:	10	UCF (2/13/24)
	Minutes:	34	at UCF (1/13/24)

BIG 12 HIGHS	Points:	27	Cincinnati (1/6/24)
	Rebounds:	6 (2x)	Houston (1/23/24)
	Assists:	3 (2x)	Oklahoma State (3/9/24)
	Steals:	3	at Oklahoma (2/6/24)
	Blocks:	1 (3x)	Texas Tech (1/7/25)
	Field Goals:	9	Cincinnati (1/6/24)
	3-Pointers:	9	Cincinnati (1/6/24)
	Free Throws:	10	UCF (2/13/24)
	Minutes:	34	at UCF (1/13/24)

PRODUCTION TRACKER		2024-25	Career
	Had a double-double	1 (1-0)	1 (1-0)
	Scored 10+ points	6 (5-1)	40 (33-7)
	Scored 20+ points	1 (1-0)	4 (2-2)
	Led BYU in scoring	2 (2-0)	8 (5-3)
	Led BYU in rebounds	1 (1-0)	3 (2-1)
	Led BYU in assists	--	2 (2-0)
	Led BYU in steals	3 (3-0)	17 (14-3)
	Made 3+ 3-pt FGs	5 (3-2)	29 (23-6)
	Made 5+ 3-pt FGs	--	4 (2-2)
	Made 7+ 3-pt FGs	--	1 (0-1)
	Had 3+ assists	--	10 (10-0)
	Had 3+ steals	1 (1-0)	2 (1-1)
	Had 5+ rebounds	1 (1-0)	14 (13-1)

## 2024-25 GAME-BY-GAME

OPPONENT	DATE	GS	MIN.	FG-FGA	PCT	3FG-FGA	PCT	FT-FTA	PCT	OFF	DEF	REB	AST	BLK	STL	PF	TO	PTS	AVG
Central Arkansas	11/5	*	21	2-6	.333	2-6	.333	2-2	1.000	0	4	4	1	0	1	2	0	8	8.0
UC Riverside	11/8	*	23	1-7	.143	1-6	.167	1-2	.500	0	2	2	0	0	2	1	0	4	6.0
Queens	11/13	*	20	6-9	.667	4-7	.571	0-0	.000	1	1	2	1	0	0	1	2	16	9.3
Idaho	11/16	*	21	2-5	.400	2-4	.500	2-2	1.000	0	2	2	1	0	0	2	1	8	9.0
Mississippi Valley	11/23		21	3-5	.600	2-4	.500	4-5	.800	1	2	3	2	0	2	0	1	12	9.6
vs. Ole Miss	11/28		20	2-6	.333	2-5	.400	2-2	1.000	1	1	2	1	0	0	4	0	8	9.3
vs. NC State	11/29		18	2-6	.333	1-5	.200	2-2	1.000	0	2	2	2	0	1	2	0	7	9.0
at Providence	12/3		16	3-4	.750	3-4	.750	0-0	.000	0	0	0	0	0	0	3	0	9	9.0
Fresno State	12/11	*	24	8-11	.727	4-6	.667	2-3	.667	4	6	10	2	0	3	3	0	22	10.4
vs. Wyoming	12/14	*	28	6-7	.857	3-4	.750	0-0	.000	0	0	0	0	0	1	2	1	15	10.9
Florida A&M	12/20	*	19	3-8	.375	2-6	.333	2-3	.667	1	2	3	0	0	1	1	3	10	10.8
Arizona State	12/31		17	0-2	.000	0-2	.000	4-5	.800	0	2	2	0	0	0	2	1	4	10.3
at Houston	1/4		16	4-6	.667	4-6	.667	0-0	.000	0	1	1	0	0	0	3	0	12	10.4
Texas Tech	1/7		21	2-6	.333	0-3	.000	0-2	.000	0	2	2	1	1	0	1	0	4	9.9
at TCU	1/11																		
Oklahoma State	1/14																		
at Utah	1/18																		
at Colorado	1/21																		
Cincinnati	1/25																		
Baylor	1/28																		
at UCF	2/1																		
ARizona	2/4																		
at Cincinnati	2/8																		
at West Virginia	2/11																		
Kansas State	2/15																		
Kansas	2/18																		
at Arizona	2/22																		
at Arizona State	2/26																		
West Virginia	3/1																		
at Iowa State	3/4																		
Utah	3/8																		
TOTAL			285	44-88	.500	30-68	.441	21-28	.750	8	27	35	11	1	11	27	9	139	9.9

## CAREER STATISTICS

YEAR	GP-GS	MPG	FG-FGA	PCT	3FG-A	PCT	FT-FTA	PCT	OFF-DEF-REB	AVG	PF-D	A	AVG	TO	BLK	AVG	STL	AVG	PTS	AVG
2019-20	19-0	5.7	11-33	.333	7-26	.269	0-0	.000	0-12-12	0.6	11-0	3	0.2	1	1	0.1	2	0.1	29	1.5
2020-21	27-6	16.5	56-120	.467	43-95	.453	11-19	.579	4-51-55	2.0	46-0	25	0.9	15	1	0.1	9	0.3	166	6.1
2021-22	35-18	19.5	80-197	.406	47-130	.362	16-23	.696	7-55-62	1.8	55-0	34	0.9	25	1	0.1	9	0.2	223	6.4
2023-24	33-28	24.3	115-254	.453	67-174	.385	54-70	.771	17-84-111	3.4	81-1	44	1.3	21	4	0.1	21	0.6	351	10.6
2024-25	14-7	20.4	44-88	.500	30-68	.441	21-28	.750	8-27-35	2.5	27-0	11	0.8	9	1	0.1	11	0.8	139	9.9
TOTAL	128-59	18.1	306-692	.442	194-493	.394	102-140	.729	36-239-275	2.1	220-1	117	0.9	71	8	0.1	52	0.4	908	7.1







# DAWSON BAKER

REDSHIRT JUNIOR | 6-4 | GUARD | COTO DE CAZA, CALIFORNIA | UC IRVINE

## 2024-25

Scored a BYU-high 22 points in win over Queens... knocked down a career-high six 3-pointers, five of those coming in the second half which are tied for the most in a second half in program history... scored in double figures in four consecutive games for the first time in his BYU career in December...

## 2023-24

Made his season debut in win over Georgia State... scored season-high 10 points in win over Bellarmine... went 2-of-4 from 3-point range... dished out a season-high three assists... **missed the rest of the season due to foot injury...**

## BEFORE BYU

Played three seasons at UC Irvine... two-time all-Big West performer... 2020-21 Big West Freshman of the Year... scored over 1,000 points in 79 appearances for the Anteaters... scored in double figures 55 times including career-high 33 points against UC San Diego... recorded only career double-double against Hawaii on Jan. 19, 2023... served a two-year mission for the Church of Jesus Christ of Latter-Day Saints in Micronesia, Guam... graduated from Capistrano Valley High School in 2018... CIF 2AA Player of the Year...

## PERSONAL

Son of David and Carise Baker... has six siblings... brothers, Dusty and Davis, played collegiately at Weber State and Southern Utah... speaks chuukese... above average at ping pong...

SEASON HIGHS	Points:	22	Queens (11/13/24)
	Rebounds:	5	vs. Wyoming (12/14/24)
	Assists:	5	Arizona State (12/31/24)
	Steals:	2	Mississippi Valley State (11/23/24)
	Blocks:	--	--
	Field Goals:	8	Queens (11/13/24)
	3-Pointers:	6	Queens (11/13/24)
	Free Throws:	3 (3x)	Arizona State (12/31/24)
	Minutes:	30	vs. Wyoming (12/14/24)

CAREER HIGHS	Points:	33	UC San Diego (02/23/23)
	Rebounds:	10	Hawaii (01/19/23)
	Assists:	6	vs. Pepperdine (11/25/20)
	Steals:	4 (2x)	at Long Beach State (02/04/23)
	Blocks:	1 (8x)	UC Riverside (02/11/23)
	Field Goals:	10	UC San Diego (02/23/23)
	3-Pointers:	6	Queens (11/13/24)
	Free Throws:	10 (2x)	UC San Diego (02/23/23)
	Minutes:	36	at Long Beach State (02/04/23)

BIG 12 HIGHS	Points:	9	Arizona State (12/31/24)
	Rebounds:	3	Arizona State (12/31/24)
	Assists:	5	Arizona State (12/31/24)
	Steals:	1 (2x)	at Houston (1/4/25)
	Blocks:	--	--
	Field Goals:	3	Arizona State (12/31/24)
	3-Pointers:	1	Texas Tech (1/7/25)
	Free Throws:	3	Arizona State (12/31/24)
	Minutes:	21	Arizona State (12/31/24)

PRODUCTION TRACKER		2024-25	Career
	Had a double-double	--	1 (1-0)
	Scored 10+ points	6 (5-1)	62 (40-22)
	Scored 20+ points	1 (1-0)	9 (6-3)
	Led BYU in scoring	2 (1-1)	2 (1-1)
	Led BYU in rebounds	--	--
	Led BYU in assists	--	--
	Led BYU in steals	2 (1-1)	2 (1-1)
	Made 3+ 3-pt FGs	2 (2-0)	12 (8-4)
	Had 5+ 3-pt FGs	1 (1-0)	1 (1-0)
	Had 3+ assists	3 (3-0)	15 (12-3)
	Had 5+ assists	1 (1-0)	2 (1-1)
	Had 3+ steals	--	5 (2-3)
	Had 10+ rebounds	--	1 (1-0)

## CAREER STATISTICS

YEAR	GP-GS	MPG	FG-FGA	PCT	3FG-A	PCT	FT-FTA	PCT	OFF-DEF-REB	AVG	PF-D	A	AVG	TO	BLK	AVG	STL	AVG	PTS	AVG
2020-21*	25-17	23.6	101-206	.490	21-53	.396	44-56	.786	16-42-58	2.3	30-0	33	1.3	32	3	0.1	24	0.9	267	10.7
2021-22*	19-19	26.7	77-184	.418	19-56	.339	40-51	.784	8-36-44	2.3	30-0	22	1.2	36	3	0.2	13	0.7	213	11.2
2022-23*	35-35	27.2	188-403	.467	48-130	.369	113-142	.796	18-93-111	3.2	60-1	43	1.2	57	2	0.1	28	0.8	537	15.3
2023-24	4-0	10.1	9-16	.563	2-4	.500	0-0	.000	1-2-3	0.8	3-0	6	1.5	3	0	0.0	3	0.8	20	5.0
2024-25	14-0	18.9	45-96	.469	18-49	.367	12-17	.706	7-23-30	2.1	19-0	25	1.8	18	0	0.0	9	0.6	120	8.6
TOTAL!	97-71	24.3	420-905	.464	108-292	.370	209-266	.786	50-196-246	2.5	142-1	129	1.3	146	8	0.1	77	0.8	1157	11.9

\* UC Irvine ! UC Irvine and BYU



## 2024-25 GAME-BY-GAME

OPPONENT	DATE	GS	MIN.	FG-FGA	PCT	3FG-FGA	PCT	FT-FTA	PCT	OFF	DEF	REB	AST	BLK	STL	PF	TO	PTS	AVG
Central Arkansas	11/5		17	0-7	.000	0-6	.000	1-2	.500	0	0	0	1	0	0	0	0	1	1.0
UC Riverside	11/8		18	2-3	.667	1-1	1.000	3-4	.750	0	0	0	2	0	1	1	1	8	4.5
Queens	11/13		18	8-10	.800	6-7	.857	0-0	.000	1	0	1	2	0	1	0	1	22	10.3
Idaho	11/16		19	1-5	.200	0-2	.000	0-0	.000	0	1	1	4	0	1	0	0	2	8.3
Mississippi Valley	11/23		20	5-7	.714	0-2	.000	0-0	.000	0	0	0	2	0	2	1	0	10	8.6
vs. Ole Miss	11/28		10	0-2	.000	0-1	.000	0-0	.000	1	3	4	0	0	0	4	1	0	7.2
vs. Purdue/NC State	11/29		21	4-11	.364	1-5	.200	0-0	.000	1	2	3	2	0	0	1	3	9	7.4
at Providence	12/3		23	7-11	.636	2-3	.667	0-1	.000	2	2	4	0	0	1	1	0	16	8.5
Fresno State	12/11		20	5-10	.500	2-5	.400	2-2	1.000	2	2	4	1	0	0	2	2	14	9.1
vs. Wyoming	12/14		30	3-8	.375	2-4	.500	3-4	.750	0	5	5	2	0	1	1	3	11	9.3
Florida A&M	12/20		18	4-6	.667	3-5	.600	0-0	.000	0	3	3	3	0	0	3	2	11	9.5
Arizona State	12/31		21	3-7	.429	0-4	.000	3-4	.750	0	3	3	5	0	1	2	2	9	9.4
at Houston	1/4		18	2-7	.286	0-3	.000	0-0	.000	0	1	1	1	0	1	2	2	4	9.0
Texas Tech	1/7		13	1-2	.500	1-1	1.000	0-0	.000	0	1	1	0	0	0	1	1	3	8.6
at TCU	1/11																		
Oklahoma State	1/14																		
at Utah	1/18																		
at Colorado	1/21																		
Cincinnati	1/25																		
Baylor	1/28																		
at UCF	2/1																		
ARizona	2/4																		
at Cincinnati	2/8																		
at West Virginia	2/11																		
Kansas State	2/15																		
Kansas	2/18																		
at Arizona	2/22																		
at Arizona State	2/26																		
West Virginia	3/1																		
at Iowa State	3/4																		
Utah	3/8																		
TOTAL			265	45-96	.469	18-49	.367	12-17	.706	7	23	30	25	0	9	19	18	120	8.6



# DALLIN HALL

JUNIOR | 6-4 | GUARD | PLAIN CITY, UTAH | FREMONT HIGH SCHOOL

## 2023-24

**Missed first four games of the season due to toe injury...** became 19th member of 300 assist club in win over Fresno State...

## 2023-24

**All-Big 12 Honorable Mention... 51st most assists per game among active NCAA DI players... THIRD highest assist-to-turnover ratio... 11th most assists per game... SEVENTH most assists...** scored a team-high 18 points in BYU's win over No. 17 San Diego State... career-high 12 assists in win over West Virginia... **one of 15 players in the nation with at least 12 assists and one turnover in a game this season...** made a career-high four 3-pointers four times... multiple assists in every game this season... career-high four offensive rebounds in win over No. 11 Baylor...

## 2022-23

**WCC All-Freshman Team... 3rd in assist-to-ratio among freshman in program history... 6th most assists in program history by a freshman... first freshman to lead Cougars in assists since Matt Carlino in 2011-12... 18th most assists in the nation among freshman...** scored a career-high 23 points against No. 22 Saint Mary's... career-high nine assists and zero turnovers in win over Lindenwood... recorded first career game-winner against Missouri State...

## BEFORE BYU

Served a two-year mission for the Church of Jesus Christ of Latter Day Saints in Fresno, Calif... prepped at Fremont High School... three-star recruit by 247Sports... rated as No. 67 Point Guard in Class of 2020 by 247Sports Composite... averaged 22.9 points, 7.8 rebounds and 6.8 assists per game as a senior... all-area MVP and first-team all-state as a junior...

## PERSONAL

Son of Ken and Nicole Hall... mom was a high jumper at Weber State... dad played basketball at Salt Lake Community College... brother, Hayden plays football at Weber State... fan of Lord of the Rings and Star Wars... went viral last season for impression of Korg from Thor Ragnarok...

## 2024-25 GAME-BY-GAME

OPPONENT	DATE	GS	MIN.	FG-FGA	PCT	3FG-FGA	PCT	FT-FTA	PCT	OFF	DEF	REB	AST	BLK	STL	PF	TO	PTS	AVG
Central Arkansas	11/5																		
UC Riverside	11/8																		
Queens	11/13																		
Idaho	11/16																		
Mississippi Valley	11/23	*	21	3-7	.429	3-7	.429	1-2	.500	1	3	4	5	0	1	2	0	10	10.0
vs. Ole Miss	11/28	*	29	1-3	.333	0-2	.000	0-0	.000	1	0	1	4	0	1	3	0	2	6.0
vs. NC State	11/29	*	29	3-8	.375	2-6	.333	1-2	.500	1	4	5	3	0	1	0	3	9	7.0
at Providence	12/3	*	26	1-6	.167	0-3	.000	0-0	.000	1	1	2	4	0	0	5	2	2	5.8
Fresno State	12/11	*	31	5-8	.625	3-5	.600	0-0	.000	0	2	2	5	0	0	1	2	13	7.2
vs. Wyoming	12/14	*	29	1-6	.167	0-2	.000	2-2	1.000	2	2	4	6	0	0	1	3	4	6.7
Florida A&M	12/20	*	26	4-10	.400	2-5	.400	4-5	.800	1	4	5	7	0	1	0	0	14	7.7
Arizona State	12/31	*	25	1-3	.333	1-2	.500	0-0	.000	3	1	4	3	0	2	0	1	3	7.1
at Houston	1/4	*	24	1-1	1.000	1-1	1.0000	4-4	1.000	0	0	0	0	0	0	2	3	7	7.1
Texas Tech	1/7	*	29	2-6	.333	1-5	.200	1-2	.500	0	3	3	1	0	1	1	3	6	7.0
at TCU	1/11																		
Oklahoma State	1/14																		
at Utah	1/18																		
at Colorado	1/21																		
Cincinnati	1/25																		
Baylor	1/28																		
at UCF	2/1																		
ARizona	2/4																		
at Cincinnati	2/8																		
at West Virginia	2/11																		
Kansas State	2/15																		
Kansas	2/18																		
at Arizona	2/22																		
at Arizona State	2/26																		
West Virginia	3/1																		
at Iowa State	3/4																		
Utah	3/8																		
TOTAL			269	22-58	.379	13-38	.342	13-17	.765	10	20	30	38	0	7	15	18	70	7.0

## SEASON HIGHS

Points:	14	Florida A&M (12/20/24)
Rebounds:	5 (2x)	Florida A&M (12/20/24)
Assists:	7	Florida A&M (12/20/24)
Steals:	2	Arizona State (12/31/24)
Blocks:	--	--
Field Goals:	5	Fresno State (12/11/24)
3-Pointers:	3 (2x)	Fresno State (12/11/24)
Free Throws:	4	Florida A&M (12/20/24)
Minutes:	31	Fresno State (12/11/24)

## CAREER HIGHS

Points:	23	Saint Mary's (1/28/23)
Rebounds:	7	at Texas Tech (1/20/24)
Assists:	12	at West Virginia (2/3/24)
Steals:	4	vs. Duquesne (3/21/24)
Blocks:	1 (3x)	UCF (2/13/24)
Field Goals:	9	Saint Mary's (1/28/23)
3-Pointers:	4 (4x)	at Oklahoma (2/6/24)
Free Throws:	5 (2x)	Pepperdine (1/14/23)
Minutes:	36	at Oklahoma State (2/17/24)

## BIG 12 HIGHS

Points:	18	at Kansas (2/27/24)
Rebounds:	7	at Texas Tech (1/20/24)
Assists:	12	at West Virginia (2/3/24)
Steals:	2 (4x)	Arizona State (12/31/24)
Blocks:	1	UCF (2/13/24)
Field Goals:	5 (3x)	at Kansas (2/27/24)
3-Pointers:	4 (2x)	at Oklahoma (2/6/24)
Free Throws:	5	at Kansas (2/27/24)
Minutes:	36	at Oklahoma State (2/17/24)

## PRODUCTION TRACKER

	2024-25	Career
Had a double-double	--	--
Scored 10+ points	3 (3-0)	26 (14-12)
Scored 20+ points	--	1 (0-1)
Led BYU in scoring	--	2 (1-1)
Led BYU in rebounds	--	2 (0-2)
Led BYU in assists	5 (3-2)	37 (21-16)
Led BYU in steals	2 (2-0)	17 (10-7)
Made 3+ 3-pt FGs	2 (2-0)	13 (10-3)
Had 5+ 3-pt FGs	--	--
Had 3+ assists	8 (6-2)	63 (43-20)
Had 5+ assists	4 (4-0)	29 (22-7)
Had 10+ assists	--	1 (1-0)
Had 3+ steals	--	1 (0-1)

## CAREER STATISTICS

YEAR	GP-GS	MPG	FG-FGA	PCT	3FG-A	PCT	FT-FTA	PCT	OFF-DEF-REB	AVG	PF-D	A	AVG	TO	BLK	AVG	STL	AVG	PTS	AVG
2022-23	34-21	20.6	84-204	.412	36-98	.367	44-70	.629	15-50-65	1.9	75-2	108	3.2	56	2	0.1	24	0.7	248	7.3
2023-24	34-30	29.3	106-251	.422	52-145	.359	43-68	.632	31-87-118	3.5	82-3	172	5.1	59	1	0.1	34	1.0	307	9.0
2024-25	10-10	26.9	22-58	.379	13-38	.342	13-17	.765	10-20-30	3.0	15-1	38	3.8	18	0	0.0	7	0.7	70	7.0
TOTAL	78-61	25.2	212-513	.413	101-281	.359	100-155	.645	56-157-213	2.7	172-6	318	4.1	133	3	0.1	65	0.8	625	8.0





# FOUSSEYNI TRAORE

SENIOR | 6-6 | FORWARD | BAMAKO, MALI | WASATCH ACADEMY

## 2024-25

Scored a career-high 29 points in win over Idaho... tied Marriott Center record going 11-of-12 from the field... also went 7-of-7 from the free throw line... One of three players since 1990 with 29 or more points off the bench... season-high 12 rebounds against Queens...

## 2023-24

**All-Big 12 Honorable Mention...** tied a career-high with five assists in win over No. 7 Kansas... season-high 11 rebounds at No. 6 Iowa State... 9-4 when he scores in double figures... scored a season-high 24 points in win over West Virginia... also had nine rebounds, six of those coming on the offensive glass... made career-high 10 field goals...

## 2022-23

**WCC All-Academic... CSC Academic All-District... WCC All-Second Team...** first underclassmen to lead Cougars in scoring and rebounding in same season since Eric Mika in 2016-17... averaged 12.9 points and 7.8 rebounds per game, shooting 60.7 percent and 75.8 percent from the free throw line... one of two players in program history to shoot over 60.0 percent from the field in a single season (min. 100 FG made)... ranked 22nd in the nation in field goal percentage... 15 point, 11 rebound double-double in season opener against Idaho State... seven offensive rebounds tied for most offensive boards in a season opener in program history...

## 2021-22

**WCC All-Freshman Team...** 4-time WCC Freshman of the Week... Hawaiian Airlines **Diamond Head Classic All-Tournament Team...** appeared in 33 games including 21 starts... broke BYU freshman record in total rebounds and offensive rebounds... second-most double-doubles by a freshman in program history... recorded a 25-point, 19 rebound performance on Senior Night against Pepperdine...

## BEFORE BYU

Prepped at Wasatch Academy... represented Mali at 2021 FIBA U19 Basketball World Cup... had a 7-point, 10 rebound performance against the United States... Was part of Mali team that won the 2017 FIBA U16 African Championship...

## PERSONAL

Son of Lamine and Kadiatou... speaks french and Bambara... Master fisherman... Loves watching movies, especially the Mission Impossible franchise... **Founder of Fouss Foundation...** currently in process of raising money for indoor basketball court in Bamako, Mali...

## 2024-25 GAME-BY-GAME

OPPONENT	DATE	GS	MIN.	FG-FGA	PCT	3FG-FGA	PCT	FT-FTA	PCT	OFF	DEF	REB	AST	BLK	STL	PF	TO	PTS	AVG
Central Arkansas	11/5		19	3-5	.600	0-0	.000	0-0	.000	4	2	6	0	2	0	2	0	6	6.0
UC Riverside	11/8		20	6-8	.750	0-1	.000	1-2	.500	5	1	6	2	2	0	2	1	13	9.5
Queens	11/13		17	2-5	.400	0-0	.000	0-0	.000	5	7	12	5	0	2	2	1	4	7.7
Idaho	11/16		23	11-12	.917	0-0	.000	7-7	1.000	2	7	9	2	1	0	1	0	29	13.0
Mississippi Valley	11/23	*	25	5-8	.625	0-1	.000	5-6	.833	5	6	11	1	1	0	2	2	16	13.4
vs. Ole Miss	11/28		24	5-8	.625	0-0	.000	6-6	1.000	2	4	6	3	1	1	3	3	16	13.8
vs. NC State	11/29		17	4-6	.667	0-0	.000	2-2	1.000	2	3	5	1	0	0	2	1	10	13.3
at Providence	12/3		14	4-8	.500	0-0	.000	0-0	.000	1	1	2	1	0	0	2	0	8	12.6
Fresno State	12/11		19	2-4	.500	1-1	1.000	0-0	.000	0	10	10	3	1	0	1	3	5	11.8
vs. Wyoming	12/14		16	3-4	.750	0-0	.000	2-2	1.000	0	3	3	1	0	0	2	0	8	11.4
Florida A&M	12/20		17	4-6	.667	0-0	.000	1-1	1.000	3	3	5	5	0	0	1	1	9	11.2
Arizona State	12/31		18	2-3	.667	0-0	.000	0-1	.000	1	3	4	1	0	1	0	2	4	10.6
at Houston	1/4		20	0-3	.000	0-0	.000	1-2	.500	1	5	6	3	0	0	0	3	1	9.8
Texas Tech	1/7		24	5-10	.500	0-0	.000	4-5	.800	2	3	5	0	0	0	1	1	14	10.1
at TCU	1/11																		
Oklahoma State	1/14																		
at Utah	1/18																		
at Colorado	1/21																		
Cincinnati	1/25																		
Baylor	1/28																		
at UCF	2/1																		
ARizona	2/4																		
at Cincinnati	2/8																		
at West Virginia	2/11																		
Kansas State	2/15																		
Kansas	2/18																		
at Arizona	2/22																		
at Arizona State	2/26																		
West Virginia	3/1																		
at Iowa State	3/4																		
Utah	3/8																		
TOTAL			270	56-90	.622	1-3	.333	29-34	.853	33	58	91	28	8	4	21	18	142	10.1

## SEASON HIGHS

Points:	29	Idaho (11/16/24)
Rebounds:	12	Queens (11/13/24)
Assists:	5 (2x)	Florida A&M (12/20/24)
Steals:	2	Queens (11/13/24)
Blocks:	2 (2x)	UC Riverside (11/8/24)
Field Goals:	11	Idaho (11/16/24)
3-Pointers:	1	Fresno State (12/11/24)
Free Throws:	7	Idaho (11/16/24)
Minutes:	25	Mississippi Valley State (11/23/24)

## CAREER HIGHS

Points:	29	Idaho (11/16/24)
Rebounds:	19	Pepperdine (2/26/22)
Assists:	5 (4x)	Queens (11/13/24)
Steals:	3 (2x)	Gonzaga (1/12/23)
Blocks:	4	at Loyola Marymount (2/10/22)
Field Goals:	11	Idaho (11/16/24)
3-Pointers:	2	Southeastern Louisiana (11/15/23)
Free Throws:	8 (2x)	Portland (12/31/22)
Minutes:	37	at Loyola Marymount (2/10/22)

## BIG 12 HIGHS

Points:	24	at West Virginia (2/3/24)
Rebounds:	11	at Iowa State (3/6/24)
Assists:	5	at Kansas (2/27/24)
Steals:	1 (8x)	Arizona State (12/31/24)
Blocks:	3	at Iowa State (3/6/24)
Field Goals:	10	at West Virginia (2/3/24)
3-Pointers:	--	--
Free Throws:	5	TCU (3/2/24)
Minutes:	31	at West Virginia (2/3/24)

## PRODUCTION TRACKER

	2024-25	Career
Had a double-double	1 (1-0)	20 (15-5)
Scored 10+ points	6 (4-2)	60 (39-21)
Scored 20+ points	1 (1-0)	7 (5-2)
Led BYU in scoring	3 (2-1)	29 (19-10)
Led BYU in rebounds	4 (3-1)	52 (35-17)
Led BYU in assists	1 (1-0)	6 (3-3)
Led BYU in blocks	3 (2-1)	36 (23-13)
Led BYU in steals	1 (1-0)	14 (9-5)
Had 3+ blocks	--	9 (7-2)
Had 3+ assists	3 (2-1)	16 (14-2)
Had 3+ steals	--	2 (1-1)
Had 10+ rebounds	3 (3-0)	26 (19-7)
Had 15+ rebounds	--	4 (3-1)

## CAREER STATISTICS

YEAR	GP-GS	MPG	FG-FGA	PCT	3FG-A	PCT	FT-FTA	PCT	OFF-DEF-REB	AVG	PF-D	A	AVG	TO	BLK	AVG	STL	AVG	PTS	AVG
2021-22	33-21	23.6	126-214	.589	1-8	.125	64-86	.744	93-187-280	8.5	61-0	30	0.9	49	42	1.3	17	0.5	317	9.6
2022-23	33-33	24.8	165-272	.607	1-1	1.000	94-124	.758	92-167-259	7.8	63-1	48	1.5	73	23	0.7	24	0.7	425	12.9
2023-24	26-8	18.4	112-179	.626	2-3	.667	58-61	.716	51-85-136	5.2	44-0	34	1.3	45	20	0.8	16	0.6	284	10.9
2024-25	14-1	19.3	56-90	.622	1-3	.333	29-34	.853	33-58-91	6.5	21-0	28	2.0	18	8	0.6	4	0.3	142	10.1
TOTAL	106-63	22.1	459-755	.608	5-15	.333	245-325	.754	269-497-766	7.2	189-1	140	1.3	185	93	0.9	61	0.6	1168	11.0







# JARED MCGREGOR

JUNIOR | 6-3 | GUARD | SARATOGA SPRINGS, UTAH | WESTLAKE HIGH SCHOOL

**2024-25**  
Made season debut in win over Queens...made first 3-pointer of the season in win over Florida A&M... also connected on his first career free throw...

**2023-24**  
Played in a career-games... connected on first 3-pointer of the season in win over South-eastern Louisiana... also made 3-pointer in win over Evansville...

**2022-23**  
Made collegiate debut against Westminster... Scored a career-high 6 points in win over Western Oregon... Went 2-of-2 from 3-point range...

**BEFORE BYU**  
Served a mission for the Church of Jesus Christ of Latter-Day Saints in Spokane, Wash... Prepped at Westlake High School... Averaged 12.2 points per game as a senior... Made 76 3-pointers, most in Utah 6A... Played AAU basketball for Utah Mountain Stars...

**PERSONAL**  
Son of Kathy and the late Mark McGregor... Father, Mark, was an All-American swimmer at BYU... Served a mission for the Church of Jesus Christ of Latter-Day Saints in Spokane, Wash... Has traveled to China (2x), Australia and Mali for basketball...

SEASON HIGHS	Points:	4	Florida A&M (12/20/24)
	Rebounds:	--	--
	Assists:	1	Queens (11/13/24)
	Steals:	--	--
	Blocks:	--	--
	Field Goals:	1	Florida A&M (12/20/24)
	3-Pointers:	1	Florida A&M (12/20/24)
	Free Throws:	1	Florida A&M (12/20/24)
	Minutes:	2 (3x)	Florida A&M (12/20/24)

CAREER HIGHS	Points:	6	Western Oregon (12/15/22)
	Rebounds:	2	Southeastern Louisiana (11/15/23)
	Assists:	1 (2x)	Queens (11/13/24)
	Steals:	--	--
	Blocks:	--	--
	Field Goals:	2	Western Oregon (12/15/22)
	3-Pointers:	2	Western Oregon (12/15/22)
	Free Throws:	1	Florida A&M (12/20/24)
	Minutes:	3 (2x)	Bellarmine (12/22/23)

BIG 12 HIGHS	Points:	--	--
	Rebounds:	--	--
	Assists:	--	--
	Steals:	--	--
	Blocks:	--	--
	Field Goals:	--	--
	3-Pointers:	--	--
	Free Throws:	--	--
	Minutes:	1	Iowa State (1/16/24)

PRODUCTION TRACKER		2024-25	Career
	Had a double-double	--	--
	Scored 10+ points	--	--
	Scored 20+ points	--	--
	Led BYU in scoring	--	--
	Led BYU in rebounds	--	--
	Led BYU in assists	--	--
	Led BYU in steals	--	--
	Made 3+ 3-pt FGs	--	--
	Had 5+ 3-pt FGs	--	--
	Had 3+ assists	--	--
	Had 3+ steals	--	--
	Had 5+ rebounds	--	--
	Had 10+ rebounds	--	--

## 2024-25 GAME-BY-GAME

OPPONENT	DATE	GS	MIN.	FG-FGA	PCT	3FG-FGA	PCT	FT-FTA	PCT	OFF	DEF	REB	AST	BLK	STL	PF	TO	PTS	AVG
Central Arkansas	11/5																		
UC Riverside	11/8																		
Queens	11/13		2	0-2	.000	0-2	.000	0-0	.000	0	0	0	1	0	0	0	0	0	0.0
Idaho	11/16																		
Mississippi Valley	11/23		2	0-0	.000	0-0	.000	0-0	.000	0	0	0	0	0	0	0	0	0	0.0
vs. Ole Miss	11/28																		
vs. NC State	11/29																		
at Providence	12/3																		
Fresno State	12/11																		
vs. Wyoming	12/14		1	0-0	.000	0-0	.000	0-0	.000	0	0	0	0	0	0	0	0	0	0.0
Florida A&M	12/20		2	1-2	.500	1-2	.500	1-2	.500	0	0	0	0	0	0	0	0	4	1.0
Arizona State	12/31																		
at Houston	1/4																		
Texas Tech	1/7																		
at TCU	1/11																		
Oklahoma State	1/14																		
at Utah	1/18																		
at Colorado	1/21																		
Cincinnati	1/25																		
Baylor	1/28																		
at UCF	2/1																		
ARizona	2/4																		
at Cincinnati	2/8																		
at West Virginia	2/11																		
Kansas State	2/15																		
Kansas	2/18																		
at Arizona	2/22																		
at Arizona State	2/26																		
West Virginia	3/1																		
at Iowa State	3/4																		
Utah	3/8																		
TOTAL			6	1-4	.250	1-4	.250	1-2	.500	0	0	0	1	0	0	0	0	4	1.0

## CAREER STATISTICS

YEAR	GP-GS	MPG	FG-FGA	PCT	3FG-A	PCT	FT-FTA	PCT	OFF-DEF-REB	AVG	PF-D	A	AVG	TO	BLK	AVG	STL	AVG	PTS	AVG
2022-23	6-0	1.3	2-4	.500	2-3	.667	0-0	.000	0-0-0	0.0	2-0	0	0.0	0	0	0.0	0	0.0	6	1.0
2023-24	11-0	1.8	2-7	.286	2-6	.333	0-0	.000	1-2-3	0.3	2-0	1	0.1	2	0	0.0	0	0.0	6	0.5
2024-25	4-0	1.5	1-4	.250	1-4	.250	1-2	.500	0-0-0	0.0	0-0	1	0.3	0	0	0.0	0	0.0	4	1.0
TOTAL	21-0	1.6	5-15	.333	5-13	.385	1-2	.500	1-2-3	0.1	4-0	2	0.1	2	0	0.0	0	0.0	16	0.8



## THE LAST TIME...

### 5 players scored in double figures

12/20/24 vs. Florida A&M, Catchings 21, Hall 14, Baker 11, Knell 10, Mag 10

### 6 players scored in double figures

12/11/24 vs. Fresno State, Knell 22, Saunders 17, Baker 14, Hall 13, Keita 12, Catchings 10

### No players scored in double figures

2/21/05 at Air Force, 39-70 L

### One player recorded a double-double

12/11/24 vs. Fresno State  
Trevin Knell, 22 points, 10 rebounds

### Two players recorded a double-double

12/13/23 vs. Denver  
Noah Waterman 20 points, 14 rebounds  
Spencer Johnson 11 points, 11 rebounds

### One player recorded a triple-double

3/16/16 vs. UAB  
Kyle Collinsworth, 19 points, 10 rebounds, 12 assists

### Two double-digit rebounders

12/11/24 vs. Fresno State  
Trevin Knell 10, Fousseyini Traore 10

### Four players had 9 or more rebounds

12/30/06 vs. Seton Hall, Cummand 12, Plaisted 9, Young 9, Ainge 9

### Two players fouled out

12/3/22 vs. South Dakota  
Trey Stewart, Gideon George

### Three or more players fouled out

12/1/18 at Weber State  
Yoeli Childs, TJ Haws, Connnor Harding

### A BYU player received a technical foul

12/20/24 vs. Florida A&M, Keba Keita

### An opponent player received a technical foul

12/31/24 vs. Arizona State, Amier Ali

### A BYU coach received a technical foul

2/27/24 at Kansas, Mark Pope

### An opponent coach received a technical foul

12/31/24 vs. Arizona State, Bobby Hurley

### A BYU player ejected from a game

11/23/23 vs. Arizona State, Atiki Ally Atiki, Noah Waterman

### An opponent player ejected from a game

1/6/24 vs. Iowa State, Hason Ward

### A coach ejected from the game

11/24/23 vs. NC State  
NC State coach Kevin Keatts (2 technical fouls)

### AT LEAST two players scored 20+ points

11/16/24 vs. Idaho, Traore - 29, Saundesr - 26

### Three players scored 20+ points

2/20/20 vs. Santa Clara, Haws 28, Childs 22, Toolson 20

### Four players scored 20+ points

1/13/79 vs. New Mexico, D. Ainge 27, Runia 25, Durrant 20, Taylor 20

### Two players scored 25+ points

11/16/24 vs. Idaho, Fousseyini Traore 29, Richie Saunders 26

### A player scored 30+ points

12/31/24 vs. Arizona State, Richie Saunders 30

### A player scored 40+ points

12/23/15 vs. New Mexico, Chase Fischer 41

### A player attempted 20 or more field goals

12/11/21 vs. Creighton, Alex Barcello 20

### A player had 5 or more steals

1/12/23 vs. Gonzaga, Spencer Johnson 5

### A player had 5 or more blocks

2/27/21 vs. Saint Mary's, Matt Haarms 6

### A player had double-digit assists

11/5/24 vs. Central Arkansas, Egor Demin 11

### A player made double-digit free throws

2/13/24 vs. UCF, Jaxson Robinson 12, Trevin Knell 10

### A player shot 100% from the free throw line (min. 8 att.)

12/3/22 vs. South Dakota, Rudi Williams (8-8)

### A player shot 100% from the floor (min. 5 att.)

12/11/24 vs. Fresno State, Keba Keita (6-6)

### A player shot 100% from threes (min. 3 att.)

12/20/22 vs. Lindenwood, Jaxson Robinson (4-4)  
Rudi Williams (3-3)

### Did not make a 3-point field goal

3/8/14 vs. Loyola Marymount, (0-12) W

### Opponent did not make a 3-point field goal

11/13/19 vs. Southern Utah (0-12) W

### BYU had five or fewer turnovers

12/3/24 at Providence, 5 L

### BYU committed 25-plus turnovers

12/15/07 vs. Pepperdine, 29 W

### BYU committed 11 or less team fouls in a game

12/31/24 vs. Arizona State 11, W

### BYU scored 90 points

12/11/24 vs. Fresno State, 95-67 W

### BYU scored 100 points

12/22/23 vs. Bellarmine, 101-56 W

### BYU scored 110 points

11/6/23 vs. Houston Christian, 110 W

### BYU scored less than 50 points in a game

1/15/08 at UNLV, 41-70 L

### Held opponent to less than 50 points in a game

11/23/24 vs. Mississippi Valley State, 87-43 W

### BYU scored less than 40 points in a game

2/21/05 at Air Force, 39-70 L

### Held opponents to less than 40 points in a game

12/22/21 vs. South Florida 54-39 W

### Shot 60% from the field

1/27/24 vs. Texas (.630) 32-50

### Opponent shot 60% from the field

1/13/22 at Gonzaga (.694) 43-62

### Shot 70% from the field in a half

11/24/23 vs. NC State (.700) 21-30

### Did not miss a 2-point FG attempt in a half

2/23/04 vs. Air Force, 13-13 inside the arc, (14-17, .824 overall)

### Shot less than 30% from the field

12/1/20 vs. USC (.275) 16-69

### Opponent shot less than 30% from the field

1/13/24 at UCF (.293) 17-58

### Shot 100% from the free throw line

2/24/22 vs. Loyola Marymount (6-6)

### Shot 90% from the free throw line (min. 10 att.)

1/27/21 at Pepperdine (.947) 18-19

### Shot less than 50% from the free throw line

2/10/24 vs. Kansas State (.476) 10-21

### Shot 60% on 3-pointers

12/18/21 at Weber State (.615), 16-26

### Shot 70% on 3-pointers

12/11/13 vs. Prairie View A&M (.714), 10-14

### Opponent scored less than 20 points in the 1st half

11/23/23 vs. Arizona State, 17 (32-17, 77-49 W)

### Opponent scored less than 20 points in the 2nd half

11/23/24 vs. Mississippi Valley State, 16 (32-16, 87-43) W

### BYU scored less than 20 points in the 1st half

3/9/19 vs. San Diego, 19 (BYU trailed 19-46)

### BYU scored less than 20 points in the 2nd half

1/15/00 vs. Utah, 19

### Opponent scored 50 or more points in a half

2/13/24 vs. UCF, 62

### BYU scored 50 or more points in the first half

12/20/24 vs. Florida A&M, 50

### BYU scored 50 or more points in the second half

12/20/24 vs. Florida A&M, 53

### BYU scored 60 or more points in the first half

11/29/22 vs. Westminster, 63

### BYU scored 60 or more points in the second half

1/30/20 vs. Pepperdine, 61

### Won by 60 or more points (largest margin ever)

12/22/06 vs. Western Oregon (62) 102-40

### Won by 50 or more points

11/15/23 vs. Southeastern Louisiana (57) 105-48

### Won by 40 or more points

12/20/24 vs. Florida A&M (46), 103-57

### Won by 30 or more points

11/5/24 vs. Central Arkansas (38) (88-50)

### Won by 25 or more points

12/11/24 vs. Fresno State (28) (95-67)

### Lost by 35-plus points

11/22/04 vs. North Carolina (36) 86-50

### Lost by 30-plus points

1/4/25 at No. 14 Houston (31) 55-86

### Lost by 25-plus points

12/1/20 vs. USC (26) 53-79

### Played an overtime game

11/28/24 vs. Ole Miss, 85-96 L (OT)

### Won in single overtime

11/25/22 vs. Dayton 79-75 (OT)

### Lost in overtime

11/28/24 vs. Ole Miss, 85-96 L (OT)

### Played a double OT game

1/30/21 vs. Pacific, 95-87 W (2OT)

### Played a triple OT game

1/23/14 at Portland, 114-110 L (3OT)

### Won 10-straight games

2010-11 (10)

### Won 15-straight games

2009-10 (15)

### Lost 3-straight games

2022-23, @ Santa Clara, @ San Francisco, Saint Mary's

### Lost 4-straight games

2022-23, @ Pepperdine, @ Gonzaga, Santa Clara, @ Saint Mary's

### Lost 5-straight games

2004-05, @ UNM, @ AFA, @ Utah, UNLV, vs. UNM (at MWC)

### Lost 9-straight games

1997-98

### Lost 10-straight games

1996-97 (21) - school record

### Played an NCAA tournament game

3/21/24 vs. Duquesne - NCAA 1st Round, 67-71

### Won an NCAA tournament game

3/13/12 vs. Iona - NCAA 1st Round, 78-72

### Won two NCAA tournament games

1980-81 Princeton 60-51, UCLA 78-55, Notre Dame 51-50, then lost to Virginia 60-74  
2010-11 Wofford 74-66, Gonzaga 89-67

### Won three NCAA tournament games

1980-81 Princeton 60-51, UCLA 78-55, Notre Dame 51-50, then lost to Virginia 60-74

### Played in the NIT

2021-22

### Won an NIT game

3/19/22 Northern Iowa, 90-71

### Won two NIT games

2021-22 LBSU, 93-72, UNI 90-71

### Won three NIT games

2015-16 Advanced to NIT semifinals (appearance vacated by the NCAA)  
2012-13 Advanced to NIT semifinals  
1965-66 NIT Champions  
1950-51 NIT Champions

### Won a conference tournament

2000-01

### Won a regular season conference title

2010-11

### Won a conference regular season outright

2007-08

### Defeated a ranked team

2/27/24 at No. 7 Kansas (7/9), 76-68

### Defeated a ranked team at home

2/20/24 vs. No. 11 Baylor (11/11), 78-71

### Defeated a ranked team on the road

2/27/24 at No. 7 Kansas (7/9), 76-68

### Was ranked in the Top 25 AP Poll

3/18/24 Ranked 21st

### Was ranked in the Top 25 Coaches Poll

3/17/24 Ranked 21st

### Finished season ranked in the Top 25 polls

2019-20 16th (Coaches), 18th (AP)



# COUGARS IN THE RECORD BOOK

## INDIVIDUAL CAREER RECORDS

### Points Scored

Rk	Name, Years	G	Pts
1	Tyler Haws, 2009-10,12-15	139	2,720
2	Jimmer Fredette, 2007-11	139	2,599
3	Danny Ange, 1977-81	118	2,467
4	Michael Smith, 1983-84,86-89	122	2,319
5	Devin Durrant, 1978-80,82-84	117	2,285
6	Yaeli Childs, 2016-20	119	2,031
7	TJ Haws, 2016-20	133	1,899
8	Russell Larson, 1991-95	129	1,885
9	Fred Roberts, 1978-82	119	1,841
10	Jeff Chatman, 1984-88	122	1,824
11	Mekeli Wesley, 1997-01	115	1,740
12	Mark Bigelow, 1998-99, 01-04	120	1,715
13	Kyle Collinsworth, 2010-11, 13-16	135	1,680
14	Brandon Davies, 2009-13	135	1,680
15	Ken Roberts, 1990-91, 93-96	126	1,652
16	Lee Cummand, 2005-09	131	1,569
17	Jonathan Tavernani, 2006-10	132	1,519
18	Kresimir Cosic, 1970-73	79	1,513
19	Joe Nelson, 1946-50	115	1,494
20	Jay Cheesman, 1973-77	103	1,408
21	Roland Minson, 1948-51	105	1,407
22	Andy Toolson, 1984-85, 87-90	117	1,388
23	Trent Plaisted, 2004-08	103	1,372
24	Marty Haws, 1986-90	120	1,337
25	Alex Barcello, 2019-22	93	1,307
26	Dick Nemelko, 1963-66	78	1,299
27	Alan Taylor, 1976-80	110	1,284
28	Jackson Emery, 2005-06, 08-11	133	1,235
29	Doug Richards, 1971-74	78	1,218
30	Gary Trost, 1987-88, 90-93	114	1,205
31	Matt Carlino, 2011-14	96	1,201
32	Edon Brinley, 1927-31	---	1,195
33	Noah Hartsock, 2008-12	134	1,191
34	Elwood Romney, 1929-33	110	1,189
35	Joe Richey, 1950-53	89	1,177
36	Randy Reid, 1992-96	125	1,170
37	<b>Fousseyni Traore, 2021-present</b>	<b>106</b>	<b>1,168</b>
38	Kari Limbo, 1966-69	76	1,156
39	Doug Howard, 1967-70	79	1,143
40	Mel Hutchins, 1947-48, 49-51	97	1,141
41	Travis Hansen, 2000-03	86	1,137
42	Steve Schreiner, 1988-91	93	1,128
43	Chase Fischer, 2014-16	71	1,121
44	John Fairchild, 1963-65	53	1,109
45	Gary Earnest, 1958-61	77	1,108
46	Terrell Lyday, 1999-01	66	1,105
47	Mark Handy, 1973-77	96	1,099
48	Bruce Burton, 1960-63	78	1,089
49	Eric Mika, 2013-14, 16-17	67	1,080
50	Keena Young, 2004-07	88	1,068
51	Scott Rumia, 1976-80	110	1,051
52	Bernie Fryer, 1970-72	55	1,031
53	Dave Eastis, 1958-61	69	1,015

### Field Goal Percentage

Rk	Name, Years	FG	FGA	Pct
1	<b>Fousseyni Traore, 2021-present</b>	<b>459</b>	<b>755</b>	<b>.608</b>
2	Alan Taylor, 1976-80	504	874	.577
3	Rafael Araujo, 2002-04	366	646	.567
4	Gary Trost, 1987-88, 90-93	420	742	.566
5	Jared Miller, 1990-93	306	550	.5563

\*Minimum 300 FG Made

### 3-Point Field Goals Made

Rk	Name, Years	3FG
1	Jimmer Fredette, 2007-11	296
2	Jonathan Tavernani, 2006-10	265
3	TJ Haws, 2016-20	242
4	Jackson Emery, 2005-06, 08-11	230
5	Chase Fischer, 2014-16	215
6	Mark Bigelow, 1998-99, 01-04	213
7	Alex Barcello, 2019-22	194
8	<b>Trevin Kneil, 2019-present</b>	<b>194</b>

### 3-Point Field Goal Attempts

Rk	Name, Years	3FGA
1	Jimmer Fredette, 2007-11	752
2	Jonathan Tavernani, 2006-10	698
3	TJ Haws, 2016-20	671
4	Jackson Emery, 2005-06, 08-11	601
5	Mark Bigelow, 1998-99, 01-04	559
6	Chase Fischer, 2014-16	553
7	<b>Trevin Kneil, 2019-present</b>	<b>493</b>

### 3-Point Field Goal Percentage\*

Rk	Name, Years	3FG	3FGA	Pct
1	Nathan Call, 1986-88, 90-92	110	241	.456
2	Alex Barcello, 2019-22	194	429	.452
3	Mark Heslop, 1988-92	126	283	.445
4	Andy Toolson, 1984-85, 87-90	141	323	.437
5	Lee Cummand, 2005-09	153	355	.431
6	Michael Smith, 1983-84, 86-89	116	270	.430
7	Mike Rose, 2003-07	163	381	.428
8	Sam Burgess, 2004-05, 06-08	81	196	.413
9	Zac Seljaas, 2015-16, 17-19	135	332	.407
10	Skyler Halford, 2013-15	81	201	.4029
11	Austin Ainge, 2003-07	113	281	.402
12	Terrell Lyday, 1999-01	127	321	.3956
13	Todd Christensen, 1995-96, 98-00	104	264	.3939
14	Jimmer Fredette, 2007-11	296	752	.3936
15	<b>Trevin Kneil, 2019-present</b>	<b>194</b>	<b>483</b>	<b>.3935</b>
16	Chase Fischer, 2014-16	215	553	.3887
17	Michael Vranes, 1996-97, 98-00	78	201	.3881
18	Jackson Emery, 2005-06, 08-11	230	601	.3826
19	Mark Bigelow, 1998-99, 01-04	213	559	.381
20	Spencer Johnson, 2020-24	137	368	.372

\*Minimum 75 3FG Made

### 3-Pointers Games

Rk	Name, Years	#
1	Jimmer Fredette, 2007-11	47
2	TJ Haws, 2016-20	47
3	Jonathan Tavernani, 2006-10	46
4	Chase Fischer, 2014-16	39
5	Mark Bigelow, 1998-99, 01-04	34
6	Jackson Emery, 2005-06, 08-11	34
7	Alex Barcello, 2019-22	31
8	<b>Trevin Kneil, 2019-present</b>	<b>29</b>

### Assists

Rk	Name, Years	G	Ast	Avg
1	Kyle Collinsworth, 2010-11, 13-16	140	703	5.0
2	TJ Haws, 2016-20	133	603	4.5
3	Matt Montague, 1996-97, 99-02	122	570	4.7
4	Danny Ange, 1977-81	118	539	4.6
5	Nathan Call, 1986-88, 90-92	129	528	4.1
6	Jimmer Fredette, 2007-11	139	515	3.7
7	Marty Haws, 1986-90	123	502	4.1
8	Randy Reid, 1992-96	125	458	3.7
9	Matt Carlino, 2011-14	96	437	4.6
10	Scott Rumia, 1976-80	110	405	3.7
11	Lee Cummand, 2005-09	131	372	2.8
12	Austin Ainge, 2003-07	101	355	3.5
13	Fred Roberts, 1978-82	119	341	2.9
14	Brian Taylor, 1982-84, 86-88	118	330	2.8
15	Steve Craig, 1975-76, 78-81	112	329	2.9
16	<b>Dallin Hall, 2022-present</b>	<b>78</b>	<b>318</b>	<b>4.1</b>

### Assists Per Game\*

Rk	Name, Years	G	Ast	Avg
1	Kyle Collinsworth, 2010-11, 13-15	140	703	5.02
2	Matt Montague, 1996-97, 99-02	122	570	4.67
3	Danny Ange, 1977-81	118	539	4.57
4	Matt Carlino, 2011-14	96	437	4.55
5	TJ Haws, 2016-20	133	603	4.53
6	Nathan Call, 1986-88, 90-92	129	528	4.093
7	Marty Haws, 1986-90	123	502	4.081
8	<b>Dallin Hall, 2022-present</b>	<b>78</b>	<b>318</b>	<b>4.076</b>
9	Jimmer Fredette, 2007-11	139	515	3.71
10	Scott Rumia, 1976-80	110	405	3.68

\*Minimum 50 Games Played

### Assist-to-Turnover Ratio\*

Rk	Name, Years	A	TO	A:TO
1	Craig Cusick, 2011-13	148	65	2.69:1
2	Marty Perry, 1982-85	299	117	2.56:1
3	<b>Dallin Hall, 2022-present</b>	<b>317</b>	<b>127</b>	<b>2.39:1</b>
4	Nathan Call, 1986-88, 90-92	528	236	2.24:1
5	Scott Rumia, 1976-80	405	185	2.19:1
6	Kevin Santiago, 1988-90	193	90	2.14:1

\*Minimum 50 Games Played and 2.0 APG

### Assist-to-Turnover Ratio\*

Rk	Name, Years	A	TO	A:TO
1	Marty Perry, 1982-85	299	117	2.56:1
2	<b>Dallin Hall, 2022-present</b>	<b>317</b>	<b>127</b>	<b>2.39:1</b>
3	Nathan Call, 1986-88, 90-92	528	236	2.24:1
4	Scott Rumia, 1976-80	405	185	2.19:1
5	Kevin Santiago, 1988-90	193	90	2.14:1

\*Minimum 50 Games Played and 3.0 APG

### Offensive Rebounds

Rk	Name, Years	G	OReb	Avg
1	Kyle Collinsworth, 2010-11, 13-16	140	307	2.2
2	Nate Austin, 2011-16	153	289	1.9
3	<b>Fousseyni Traore, 2021-present</b>	<b>106</b>	<b>269</b>	<b>2.5</b>

### Rebounds

Rk	Name, Years	G	Reb	Avg
1	Yaeli Childs, 2016-20	119	1,053	8.8
2	Kyle Collinsworth, 2010-11, 13-16	140	1,047	7.5
3	Michael Smith, 1983-84, 86-89	122	922	7.6
4	Kresimir Cosic, 1970-73	79	919	11.6
5	Alan Taylor, 1976-80	110	919	8.4
6	Greg Kite, 1979-83	112	847	7.6
7	Brandon Davies, 2009-13	135	840	6.2
8	Fred Roberts, 1978-82	119	838	7.0
9	Steve Trumbo, 1978-82	116	835	7.2
10	Russell Larson, 1991-95	129	821	6.4
11	John Benson, 1954-57	78	803	10.3
12	Mark Handy, 1973-77	96	801	8.3
13	Nate Austin, 2011-16	153	792	5.2
14	Nick Mateljan, 1951-55	87	789	9.1
15	Bruce Burton, 1960-63	78	776	9.9
16	<b>Fousseyni Traore, 2021-present</b>	<b>106</b>	<b>766</b>	<b>7.2</b>

### Blocks Per Game\*

Rk	Name, Year	G	Blk	Avg
1	Shawn Bradley, 1990-91	34	177	5.21
2	Greg Kit, 1979-83	112	208	1.86
3	Yaeli Childs, 2016-20	119	159	1.34
4	Noah Hartsock, 2008-12	134	177	1.32
5	Erick Mika, 2013-14, 16-17	67	87	1.299
6	Russell Larson, 1991-95	129	166	1.287
7	Alan Taylor, 1976-80	110	119	1.08
8	Trent Plaisted, 2004-08	103	107	1.04
9	Alan Pollard, 1984-86	60	62	1.03
10	Corbin Kaurusi, 2015-16	86	80	0.930
11	Brandon Davies, 2009-13	135	123	0.911
12	<b>Fousseyni Traore, 2021-present</b>	<b>106</b>	<b>93</b>	<b>0.8773</b>
13	Jeff Chatman, 1984-88	122	107	0.8770
14	Lee Cummand, 2005-09	131	106	0.809
15	Atiki Ally Atiki, 2021-24	88	71	0.806

\*Minimum 50 Games Played or 150 Career Blocks

### Blocks

Rk	Name, Years	G	Blk	Avg
1	Greg Kite, 1979-83	112	208	1.9
2	Shawn Bradley, 1990-91	34	177	5.2
3	Noah Hartsock, 2008-12	134	177	1.3
4	Russell Larson, 1991-95	129	166	1.3
5	Yaeli Childs, 2016-20	119	159	1.4
6	Brandon Davies, 2009-13	135	123	0.9
7	Alan Taylor, 1976-80	110	119	1.1
8	Trent Plaisted, 2004-08	103	107	1.0
9	Jeff Chatman, 1984-88	122	107	0.9
10	Lee Cummand, 2005-09	131	106	0.8
11	<b>Fousseyni Traore, 2021-present</b>	<b>106</b>	<b>93</b>	<b>0.9</b>

### 3 Blocks Games

Rk	Name, Years	#
1	Greg Kite, 1979-83	35
2	Shawn Bradley, 1990-91	28
3	Noah Hartsock, 2008-12	24
4	Russell Larson, 1991-95	21
5	Yaeli Childs, 2016-20	17
6	Alan Taylor, 1976-80	13
7	Eric Mika, 2013-14, 16-17	10
8	Alan Pollard, 1984-86	10
9	Jeff Chatman, 1984-88	10
10	Trent Plaisted, 2004-08	9
11	<b>Fousseyni Traore, 2021-present</b>	<b>9</b>

### Double-Doubles

Rk	Name, Years	D-D
1	Kresimir Cosic, 1970-73	48
2	Yaeli Childs, 2016-20	45
3	John Fairchild, 1964-65	39
4	Kyle Collinsworth, 2011-11, 13-16	37
5	Alan Taylor, 1976-80	34
6	Bruce Burton, 1960-63	31
7	Steve Trumbo, 1978-82	30
8	Michael Smith, 1983-84, 86-89	29
9	Brett Applegate, 1982-84	28
10	Russell Larson, 1991-95	27
11	Jay Cheesman, 1973-77	25
12	Rafael Araujo, 2002-04	24
	Brandon Davies, 2009-13	24
14	Kari Larmo, 1966-69	23
	Mark Handy, 1973-77	23
16	Paul Ruffner, 1968-70	22
	Eric Mika, 2013-14, 16-17	22
18	Fred Roberts, 1978-82	21
19	Dave Eastis, 1958-61	20
	Fousseyni Traore, 2021-present	20



## COUGARS IN THE RECORD BOOK

### 3-Point Field Goals Made

Rk	Name vs. Opponent, Date	3FG
1	Chase Fischer vs. Chaminade, 11/25/2014	10
2	Jimmer Fredette at Arizona, 12/28/2009	9
	Chase Fischer vs. New Mexico, 12/23/2015	9
	Alex Barcello at Pepperdine, 02/26/2022	9
	<b>Trevin Knell vs. Cincinnati, 01/06/2024</b>	<b>9</b>

### 3-Point Field Goal Attempts

Rk	Name vs. Opponent, Date	3FGA
1	Jonathan Tavernari vs. North Carolina, 11/24/2007	16
	Chase Fischer vs. UAB, 03/16/2016	16
	Jaxson Robinson vs. Denver, 12/13/2023	16
4	Nick Sanderson vs. Kansas, 03/20/1993	15
	Jimmer Fredette vs. Florida, 03/24/2011	15
6	Bob Capener at Oklahoma, 11/21/1986	14
	Danny Bower vs. Ohio State, 12/30/1997	14
	Jimmer Fredette vs. Utah State, 11/17/2010	14
	Jimmer Fredette vs. New Mexico, 03/11/2011	14
	Matt Carlino vs. Baylor, 04/02/2013	14
	Chase Fischer vs. New Mexico, 12/23/2015	14
	<b>Trevin Knell vs. Cincinnati, 01/06/2024</b>	<b>14</b>

### Assists

Rk	Name vs. Opponent, Date	Ast
1	Mike May vs. Niagara, 12/11/1976	16
	Kyle Collinsworth vs. Portland, 02/25/2016	16
3	Matt Montague vs. Idaho, 12/15/2001	15
	Matt Montague vs. Wyoming, 02/02/2002	15
	Kyle Collinsworth at Loyola Marymount, 01/21/2016	15
6	Randy Reid at Texas Tech, 12/22/1995	14
	TJ Haws vs. Portland, 01/11/2020	14
8	Danny Ainge vs. Long Beach State, 11/28/1977	13
	Scott Sinek vs. Utah State, 12/26/1981	13
	Nathan Call vs. New Mexico, 01/30/1992	13
	TJ Haws at Pepperdine, 02/29/2020	13
12	Kresimir Cosic vs. Niagara, 01/11/1973	12
	Mike May vs. Utah State, 01/08/1977	12
	Danny Ainge vs. Utah State, 01/08/1977	12
	Nathan Call vs. Utah State, 12/13/1991	12
	Nathan Call vs. Michigan, 12/28/1991	12
	Matt Montague vs. UC Irvine, 03/14/2002	12
	Kyle Collinsworth vs. UAB, 03/16/2016	12
	<b>Dallin Hall at West Virginia, 02/03/2024</b>	<b>12</b>

### Offensive Rebounds

Rk	Name vs. Opponent, Date	OReb
1	Steve Schreiner vs. New Mexico, 01/12/1991	9
	Jared Miller vs. New Mexico, 03/12/1993	9
	Kenneth Roberts vs. Fresno State, 01/13/1994	9
	Ron Sellsage at Colorado State, 02/12/1998	9
	Eric Mika vs. Princeton, 11/14/2016	9
6	Mark Handy at Utah, 01/18/1975	8
	Fred Roberts at UTEP, 02/10/1979	8
	Brett Applegate at UCLA, 12/28/1983	8
	Gary Trost at Air Force, 02/13/1992	8
	Kenneth Roberts vs. Weber State, 12/23/1995	8
	Rafael Araujo at San Francisco, 12/23/2002	8
	Trent Plasted vs. TCU, 01/25/2006	8
	Lee Cummand at UNLV, 03/10/2007	8
	Josh Sharp vs. Loyola Marymount, 01/03/2013	8
	Nate Austin vs. San Francisco, 02/08/2014	8
	<b>Keba Keita at Providence, 12/03/2024</b>	<b>8</b>

### Highest Points Available Percentage\*

Rk	Name vs. Opponent, Date	Pts	PA	PAP
1	Kresimir Cosic vs. Arizona, 02/26/1971 (12-12 FG, 0-0 3FG, 4-4 FT)	28	28	1.000
	Jeff Chatman vs. Fordham, 12/07/1985 (9-9 FG, 0-0 3FG, 3-3 FT)	21	21	1.000
	Tyler Haws vs. Nevada, 12/22/2009 (7-7 FG, 0-0 3FG, 6-6 FT)	20	20	1.000
	Brook Zylstra vs. San Francisco, 01/07/2021 (8-8 FG, 6-6 3FG, 0-0 FT)	22	22	1.000
5	Alan Taylor vs. New Mexico, 01/13/1979 (6-6 FG, 0-0 3FG, 8-9 FT)	20	21	.952
6	Fousseyni Traore vs. Idaho, 11/16/2024 (11-12 FG, 0-0 3FG, 7-7 FT)	29	31	.935

\*Minimum 20 Points

## FRESHMAN INDIVIDUAL SEASON RECORDS

### 3-Point Field Goal Attempts

Rk	Name, Year	3FGA
1	TJ Haws, 2016-17	188
2	Zac Seljaas, 2015-16	136
3	Jimmer Fredette, 2007-08	128
4	Matt Carlino, 2011-12	124
5	Mark Bigelow, 1998-99	113
6	Robbie Reid, 1993-94	100
7	<b>Dallin Hall, 2022-23</b>	<b>98</b>
8	Michael Vranes, 1998-99	96
9	Anson Winder, 2011-12	84
10	<b>Kanon Catchings, 2024-25</b>	<b>80</b>

### 3-Pointers Games

Rk	Name, Year	#
1	TJ Haws, 2016-17	16
2	Zac Seljaas, 2015-16	10
3	Matt Carlino, 2011-12	7
4	Robbie Reid, 1993-94	5
	Mark Bigelow, 1998-99	5
	Mike Rose, 2003-04	5
	Jimmer Fredette, 2007-08	5
8	Michael Vranes, 1998-99	4
	Jonathan Tavernari, 2006-07	4
	Tyler Haws, 2009-10	4
	<b>Kanon Catchings, 2024-25</b>	<b>4</b>

### 10-Assist Games

Rk	Name, Year	#
1	Randy Reid, 1992-93	3
2	Danny Ainge, 1977-78	2
	Matt Montague, 1996-97	2
4	Scott Sinek, 1981-82	1
	Marty Haws, 1986-87	1
	Shawn Opumui, 2001-02	1
	Matt Carlino, 2011-12	1
	<b>Egor Demin, 2024-25</b>	<b>1</b>

## FRESHMAN INDIVIDUAL GAME RECORDS

### 3-Point Field Goals Made

Rk	Name vs. Opponent, Date	3FG
1	Mike Rose vs. Southern Utah, 11/21/2003	8
2	Zac Seljaas vs. Central Michigan, 12/18/2015	7
3	Michael Vranes at UC Irvine, 12/22/1998	6
	Jonathan Tavernari vs. TCU, 01/10/2007	6
	Anson Winder vs. Buffalo, 12/20/2011	6
	Zac Seljaas vs. San Francisco, 01/09/2016	6
	TJ Haws at San Diego, 01/14/2017	6
8	Robbie Reid at San Diego, 01/20/1994	5
	Mark Bigelow vs. Louisiana Tech, 12/11/1998	5
	Michael Vranes vs. TCU, 03/02/1999	5
	Jonathan Tavernari at San Diego State, 02/24/2007	5
	Jake Toolson vs. Southern Virginia, 11/19/2024	5
	Zac Seljaas vs. Creighton, 03/22/2016	5
	TJ Haws at Gonzaga, 02/25/2007	5
	Caleb Lohner at Pacific, 02/18/2021	5
	<b>Kanon Catchings vs. Ole Miss, 11/28/2024</b>	<b>5</b>

### 3-Point Field Goal Attempts

Rk	Name vs. Opponent, Date	3FGA
1	Mike Rose vs. Southern Utah, 11/21/2003	13
2	TJ Haws at San Diego, 01/14/2017	12
3	<b>Kanon Catchings vs. Central Arkansas, 11/05/2024</b>	<b>11</b>
4	Zac Seljaas vs. Santa Clara, 01/07/2016	10
	Zac Seljaas vs. San Francisco, 01/09/2016	10
	<b>Kanon Catchings vs. Ole Miss, 11/28/2024</b>	<b>10</b>

Assists		
Rk	Name vs. Opponent, Date	Ast
1	Danny Ainge vs. Long Beach State, 11/28/1977	13
	Scott Sinek vs. Utah State, 12/26/1981	13
3	Danny Ainge vs. Utah State, 01/07/1978	12
4	Marty Haws at Iowa, 12/09/1986	11
	Matt Montague at Weber State, 12/04/1996	11
	Matt Carlino vs. Buffalo, 12/20/2011	11
	<b>Egor Demin vs. Central Arkansas, 11/05/2024</b>	<b>11</b>

## INDIVIDUAL GAME RECORDS - 1ST HALF

### 3-Point Field Goal Made, No Misses

Rk	Name vs. Opponent, Date	3FG
1	Jonathan Tavernari (Sr.) vs. Air Force, 02/13/2010	5
	Anson Winder (Fr.) vs. Buffalo, 12/20/2011	5
	Jaxson Robinson (So.) vs. Westminster, 11/29/2022	5
4	Todd Christensen (So.) vs. San Diego State, 02/13/1999	4
	Austin Ainge (Sr.) at Air Force, 02/27/2007	4
	Sam Burgess (Sr.) vs. Idaho State, 11/14/2007	4
	<b>Trevin Knell (Sr.) vs. Queens, 11/13/2024</b>	<b>4</b>

## INDIVIDUAL GAME RECORDS - 2ND HALF

### 3-Point Field Goal Made

Rk	Name vs. Opponent, Date	3FG
1	Nathan Call (Jr.) vs. Utah, 03/02/1991	5
	Jonathan Tavernari (Fr.) at San Diego State, 02/24/2007	5
	Jimmer Fredette (Sr.) at New Mexico, 01/29/2011	5
	Matt Carlino (So.) vs. Baylor, 04/02/2013	5
	Chase Fischer (Sr.) vs. Belmont, 11/28/2015	5
	Zac Seljaas (Fr.) vs. Central Michigan, 12/18/2015	5
	Jake Toolson (Sr.) at Pacific, 01/23/2020	5
	Alex Barcello (Jr.) at Loyola Marymount, 02/13/2020	5
	<b>Trevin Knell (Jr.) vs. Cincinnati, 01/06/2024</b>	<b>5</b>
	<b>Dawson Baker (Jr.) vs. Queens, 11/13/2024</b>	<b>5</b>

## INDIVIDUAL GAME RECORDS - EITHER HALF

### 3-Point Field Goal Made, No Misses

Rk	Name vs. Opponent, Date	3FG	Half
1	Nathan Call (Jr.) vs. Utah, 03/02/1991	5	2nd
	Jonathan Tavernari (Sr.) vs. Air Force, 02/13/2010	5	1st
	Anson Winder (Fr.) vs. Buffalo, 12/20/2011	5	1st
	Alex Barcello (Jr.) at Loyola Marymount, 02/13/2020	5	2nd
	Jaxson Robinson (So.) vs. Westminster, 11/29/2022	5	1st
4	Byron Ruffner (Jr.) vs. Mississippi State, 12/02/1995	4	2nd
	Danny Bower (Jr.) vs. Wyoming, 01/15/1998	4	2nd
	Todd Christensen (So.) vs. San Diego State, 02/13/1999	4	1st
	Terrell Lyday (Jr.) at South Alabama, 12/21/1999	4	2nd
	Terrell Lyday (Jr.) vs. Bowling Green, 03/15/2000	4	2nd
	Trent Whiting (Sr.) vs. Boise State, 12/21/2000	4	2nd
	Terrell Lyday (Sr.) vs. Air Force, 03/08/2001	4	2nd
	Brock Reichner (Sr.) at Utah State, 12/22/2005	4	2nd
	Austin Ainge (Sr.) at Air Force, 02/27/2007	4	1st
	Sam Burgess (Sr.) vs. Idaho State, 11/14/2007	4	1st
	Charles Abouo (Sr.) vs. Nevada, 11/25/2011	4	2nd
	Nick Emery (Jr.) vs. Loyola Marymount, 02/02/2019	4	2nd
	<b>Trevin Knell (Sr.) vs. Queens, 11/13/2024</b>	<b>4</b>	<b>1st</b>

## OFF THE BENCH CAREER RECORDS\*

\*Since 1996

### Points Scored

Rk	Name, Years	G	Pts	Avg
1	Zac Seljaas, 2015-20	107	665	6.2
2	Mike Rose, 2003-07	103	561	5.4
3	Jonathan Tavernari, 2006-10	63	548	8.7
4	<b>Richie Saunders, 2022-present</b>	<b>65</b>	<b>498</b>	<b>7.7</b>
5	Anson Winder, 2011-15	95	488	5.1
6	Jaxson Robinson, 2022-24	30	431	14.4
7	Jimmy Balderson, 2001-02, 04-07	58	402	6.9
8	<b>Fousseyni Traore, 2021-present</b>	<b>43</b>	<b>393</b>	<b>9.1</b>
9	Skyler Halford, 2013-15	52	370	7.1
10	Connor Harding, 2018-21	64	367	5.7
	Spencer Johnson, 2020-23	64	367	5.7

### Field Goals Made

Rk	Name, Years	FGM
1	Zac Seljaas, 2015-20	227
2	Jonathan Tavernari, 2006-10	201
3	Richie Saunders, 2022-present	186
4	Mike Rose, 2003-07	184
5	Anson Winder, 2011-15	159
6	Jaxson Robinson, 2022-24	152
7	<b>Fousseyni Traore, 2021-present</b>	<b>150</b>
8	Spencer Johnson, 2020-23	133
9	Jimmy Balderson, 2001-02, 04-07	132
10	Connor Hardin, 2018-21	130

### Field Goals Attempted

Rk	Name, Years	FGA
1	Zac Seljaas, 2015-20	503
2	Jonathan Tavernari, 2006-10	454
3	Mike Rose, 2003-07	431
4	<b>Richie Saunders, 2022-present</b>	<b>371</b>
5	Jaxson Robinson, 2022-24	350
6	Anson Winder, 2011-15	344
7	Spencer Johnson, 2020-23	290
8	Jimmy Balderson, 2001-02, 04-07	278
9	<b>Trevin Knell, 2019-present</b>	<b>276</b>

### 3-Point Field Goals Made

Rk	Name, Years	3FG
1	Mike Rose, 2003-07	148
2	Zac Seljaas, 2015-16, 17-20	130
3	Jonathan Tavernari, 2006-10	93
4	<b>Trevin Knell, 2019-present</b>	<b>80</b>
5	Jaxson Robinson, 2022-24	73
6	Anson Winder, 2011-15	65
7	<b>Richie Saunders, 2022-present</b>	<b>60</b>
8	Spencer Johnson, 2020-23	58
9	Skyler Halford, 2013-15	56
10	Todd Christensen, 1998-00	54

### 3-Point Field Goals Attempted

Rk	Name, Years	3FGA
1	Mike Rose, 2003-07	338
2	Zac Seljaas, 2015-20	238
3	Jonathan Tavernari, 2006-10	245
4	<b>Trevin Knell, 2019-present</b>	<b>214</b>
5	Jaxson Robinson, 2022-24	203
6	<b>Richie Saunders, 2022-present</b>	<b>170</b>
7	Anson Winder, 2011-15	163
8	Connor Harding, 2018-21	146
9	Spencer Johnson, 2020-23	134
10	Jimmer Fredette, 2007-10	134

### 3-Point Field Goal Percentage\*

Rk	Name, Years	3FG	3FGA	Pct
1	Mike Rose, 2003-07	148	338	.438
2	Skyler Halford, 2013-15	56	130	.431
3	Todd Christensen, 1999-00	54	131	.412
4	Spencer Johnson, 2020-23	58	144	.403
5	Anson Winder, 2011-15	65	153	.399
6	Matt Carlino, 2011-14	50	126	.397
7	Zac Seljaas, 2015-20	130	328	.396
8	Jonathan Tavernari, 2006-10	93	245	.380
9	<b>Trevin Knell, 2019-present</b>	<b>80</b>	<b>214</b>	<b>.374</b>
10	Connor Harding, 2018-21	53	146	.363

\*Minimum 50 3FG Made

## OFF THE BENCH SINGLE GAME RECORDS

### Points

Rk	Name vs. Opponent, Date	Pts
1	Kari Limo vs. Saint Francis, 02/01/1969	34
	Michael Smith vs. Pittsburgh, 12/23/1986	34
3	Kari Limo vs. Arizona, 02/15/1969	31
4	Bob Quinney vs. Creighton, 12/28/1964	30
	Matt Carlino vs. Portland, 02/22/2014	30
6	Jim Eakins vs. Loyola, 12/20/1966	29
	Paul Ruffner vs. UTEP, 01/31/1970	29
	Russell Larson vs. Utah State, 12/13/1991	29
	<b>Fousseyni Traore vs. Idaho, 11/16/2024</b>	<b>29</b>

### Field Goal Percentage\*

Rk	Name vs. Opponent, Date	FG	FGA	Pct
1	<b>Fousseyni Traore vs. Idaho, 11/16/2024</b>	<b>11</b>	<b>12</b>	<b>.917</b>
2	Jared Jensen at New Mexico, 02/19/2005	9	10	.900

\*Minimum 10 Field Goal Attempts

## BYU DEBUT RECORDS

### Points Scored

Rk	Name vs. Opponent, Date	Pts
1	Byron Ruffner (Jr.) vs. Boise State, 11/25/1995	28
2	Mike Gardner (So.) at Oregon, 11/30/1962	26
	Mike Rose (Fr.) vs. Southern Utah, 11/21/2003	26
4	Paul Ruffner (Jr.) vs. USC, 11/30/1968	25
5	Shawn Bradley (Fr.) vs. East Tennessee State, 11/14/1990	23
6	Trent Whiting (Sr.) vs. Utah State, 12/16/2000	

COUGARS IN THE RECORD BOOK

Offensive Rebounds

Rk	Name vs. Opponent, Date	OReb
1	Russell Larson (Fr.) at Utah State, 11/26/1991	7
2	Bryon Ruffner (Jr.) vs. Boise State, 11/25/1995	6
3	Mike Hall (Jr.) vs. Southern Utah, 11/21/2003	5
4	Keena Young (So.) vs. North Carolina, 11/22/2004	5
5	Nathan Cooper (Fr.) vs. Boise State, 11/25/1995	4
6	Keba Keita (Jr.) vs. Central Arkansas, 11/05/2024	4

Assists

Rk	Name vs. Opponent, Date	Ast
1	Egor Demin (Fr.) vs. Central Arkansas, 11/05/2024	11
2	Mike May (Jr.) vs. Idaho State, 11/26/1976	10

Blocks

Rk	Name vs. Opponent, Date	Blk
1	Shawn Bradley (Fr.) vs. East Tennessee State, 11/14/1990	5
2	Russell Larson (Fr.) at Utah State, 11/26/1991	3
3	Eric Mika (Fr.) vs. Weber State, 11/08/2013	3
4	Fousseyni Traore (Fr.) vs. Cleveland State, 11/09/2021	3
5	Kanon Catchings (Fr.) vs. Central Arkansas, 11/05/2024	3
6	Fred Roberts (Fr.) vs. Hawaii, 11/24/1978	2
7	Gavin McGregor (So.) vs. Portland, 11/22/2006	2
8	Kyle Davis (Jr.) vs. Utah Valley, 11/13/2015	2
9	Connor Harding (Fr.) at Nevada, 11/06/2018	2
10	Mihailo Boskovic (Jr.) vs. Central Arkansas, 11/05/2024	2

Steals

Rk	Name vs. Opponent, Date	Stl
1	Brian Hamilton (Jr.) at San Diego State, 11/14/1997	5
2	Egor Demin (Fr.) vs. Central Arkansas, 11/05/2024	4

CONFERENCE CAREER RECORDS

Field Goal Percentage\*

Rk	Name, Years	FG	FGA	Pct
1	Fousseyni Traore, 2021-present	223	366	.609
2	Gary Trost, 1987-88-90-93	223	384	.581

\*Minimum 100 FG Made

3-Point Field Goals Made

Rk	Name, Years	3FG
1	Jimmer Fredette, 2007-11	139
2	Jonathan Tavarnam, 2006-10	133
3	TJ Haws, 2016-20	127
4	Jackson Emery, 2005-06, 08-11	105
5	Chase Fischer, 2014-16	101
6	Mark Bigelow, 1998-99, 01-04	97
7	Matt Carlini, 2011-14	88
8	Alex Barcello, 2019-22	88
9	Trevin Knell, 2019-present	78

Assists Per Game\*

Rk	Name, Years	G	Ast	Avg
1	Kyle Collinsworth, 2010-11, 13-16	68	354	5.2
2	TJ Haws, 2016-20	68	327	4.8
3	Matt Carlini, 2011-13	50	228	4.6
4	Danny Ainge, 1977-81	55	242	4.4
5	Nathan Call, 1986-88, 90-92	63	261	4.1
6	Matt Montague, 1996-97, 99-02	58	237	4.09
7	Scott Runia, 1976-80	53	215	4.06
8	Dallin Hall, 2022-present	37	150	4.05
9	Mary Perry, 1982-85	47	174	3.70
10	Robbie Reid, 1993-95	36	133	3.69

\*Minimum 20 Games Played

Assist-to-Turnover Ratio\*

Rk	Name, Years	A	TO	A:TO
1	Marty Perry, 1982-85	174	49	3.55:1
2	Scott Moon, 1989-91	51	17	3.00:1
3	Nathan Call, 1986-88, 90-92	261	95	2.75:1
4	Gifford Nielsen, 1973-75	51	19	2.68:1
5	Ben Murdoch, 2006-08	79	30	2.63:1
6	Jackson Emery, 2005-06, 08-11	142	59	2.41:1
7	Chris Nikchevich, 1982-85	144	65	2.22:1
8	Dallin Hall, 2022-present	150	68	2.21:1
9	Jake Toolson, 2014-15, 19-20	67	31	2.16:1
10	Scott Runia, 1976-80	215	100	2.15:1

\*Minimum 20 Games Played and 2.0 APG

Offensive Rebounds

Rk	Name, Years	G	OReb	Avg
1	Kyle Collinsworth, 2010-11, 13-16	68	161	2.4
2	Kenneth Roberts, 1990-1, 93-96	70	158	2.3
3	Nate Austin, 2011-16	68	148	2.2
4	Yaeli Childs, 2016-20	63	128	2.0
5	Russell Larson, 1991-95	70	127	1.8
6	Trent Plaisted, 2004-08	48	118	2.5
7	Fousseyni Traore, 2021-present	62	117	1.9

CONFERENCE SEASON RECORDS

Field Goal Percentage\*

Rk	Name, Year	FG	FGA	Pct
1	Gavin Baxter, 2018-19	47	69	.681
2	Tom Greeting, 1986-87	55	83	.663
3	Kolby Lee, 2019-20	43	65	.662
4	Eric Nielsen, 2000-01	35	53	.6604
5	Mark Durrant, 1992-93	31	47	.6600
6	Alan Taylor, 1978-79	67	104	.644
7	Bob Skousen, 1961-62	74	116	.638
8	Fousseyni Traore, 2021-present	71	115	.635

\*Minimum 30 FG Made

Assists

Rk	Name, Year	G	Ast	Avg
1	Kyle Collinsworth, 2015-16	18	136	7.6
2	TJ Haws, 2019-20	16	108	6.8
3	Nathan Call, 1991-92	16	105	6.6
4	Kyle Collinsworth, 2014-15	17	104	6.1
5	Matt Montague, 2001-02	14	102	7.3
6	Dallin Hall, 2023-24	18	99	5.5

Assists Per Game\*

Rk	Name, Year	G	Ast	Avg
1	Kyle Collinsworth, 2015-16	18	136	7.6
2	Matt Montague, 2001-02	14	102	7.3
3	TJ Haws, 2019-20	16	108	6.8
4	Nathan Call, 1991-92	16	105	6.6
5	Kyle Collinsworth, 2014-15	17	104	6.1
6	Dallin Hall, 2023-24	18	99	5.5

\*Minimum 10 Games Played

CONFERENCE GAME RECORDS

Rk	Name vs. Opponent, Date	3FG
1	Alex Barcello at Pepperdine, 02/26/2022	9
2	Trevin Knell vs. Cincinnati, 01/06/2024	9

3-Point Field Goal Attempts

Rk	Name vs. Opponent, Date	3FG
1	Trevin Knell vs. Cincinnati, 01/06/2024	14
2	Danny Bower at UNLV, 01/22/1998	13
3	Jimmer Fredette at UNLV, 01/05/2011	13
4	Matt Carlini vs. Portland, 02/22/2014	13

Assists

Rk	Name vs. Opponent, Date	Ast
1	Kyle Collinsworth vs. Portland, 02/25/2016	16
2	Matt Montague vs. Wyoming, 02/02/2002	15
3	Kyle Collinsworth at Loyola Marymount, 01/21/2016	15
4	TJ Haws vs. Portland, 01/11/2020	14
5	Nathan Call vs. New Mexico, 01/30/1992	13
6	TJ Haws at Pepperdine, 02/29/2020	13
7	Dallin Hall at West Virginia, 02/03/2024	12

CONFERENCE TOURNAMENT CAREER RECORDS

Field Goal Percentage

Rk	Name, Years	FG	FGA	Pct
1	Fousseyni Traore, 2021-present	33	49	.673
2	Corbin Kaufusi, 2015-17	10	15	.667

Rebounds

Rk	Name, Years	G	Reb	Avg
1	Kyle Collinsworth, 2010-11, 13-16	11	108	9.8
2	Lee Cummand, 2005-09	9	55	6.1
3	Gary Trost, 1987-88, 90-93	8	54	6.8
4	Fousseyni Traore, 2021-present	7	54	7.7

Rebounds Per Game\*

Rk	Name, Years	G	Reb	Avg
1	Shawn Bradley, 1990-91	3	34	11.33
2	Rafael Araujo, 2002-24	4	45	11.25
3	Kyle Collinsworth, 2010-11, 13-16	11	108	9.8
4	Caleb Lohmer, 2020-22	4	38	9.5
5	Eric Mika, 2013-14, 16-17	5	39	7.8
6	Tom Greeting, 1984-87	4	31	7.75
7	Fousseyni Traore, 2021-present	7	54	7.71

\*Minimum 5 Games Played or 30 Rebounds

Double-Doubles

Rk	Name, Years	#
1	Kyle Collinsworth, 2010-11, 13-16	4
2	Fousseyni Traore, 2021-present	4

MARRIOTT CENTER RECORDS

Field Goal Percentage\*

Rk	Name vs. Opponent, Date	FG	FGA	Pct
1	Scott Runia vs. Wyoming, 02/11/1978	11	12	.917
2	Devin Durrant vs. Saint Mary's, 12/10/1983	11	12	.917
3	Fousseyni Traore vs. Idaho, 11/16/2024	11	12	.917

\*Minimum 10 Field Goal Attempts

3-Point Field Goals Made

Rk	Name vs. Opponent, Date	3FG
1	Trevin Knell vs. Cincinnati, 01/06/2024	9
2	Mike Rose vs. Southern Utah, 11/21/2003	8
3	Mike Rose vs. UNLV, 02/03/2007	8
4	Matt Carlini vs. Portland State, 02/22/2014	8
5	Jaxson Robinson vs. Denver, 12/13/2023	8

TEAM GAME RECORDS

3-Point Field Goals

Rk	Opponent, Date	3FG
1	vs. Westminster, 11/29/2022	19
2	vs. Westminster 11/25/2020	18
3	at Loyola Marymount, 02/13/2020	18
4	vs. Chaminade, 11/25/2014	17
5	vs. Virginia Tech, 11/27/2019	17
6	vs. Pepperdine, 01/30/2020	17
7	at Weber State, 12/18/2021	16
8	vs. Northern Iowa, 03/19/2022	16
9	vs. Bellarmine, 12/22/23	16
10	vs. UNLV, 02/03/2007	15
11	at Air Force, 02/05/2021	15
12	vs. Longwood, 11/18/2011	15
13	vs. Eastern Kentucky, 11/29/2014	15
14	at San Francisco, 01/03/2015	15
15	vs. Santa Clara, 01/31/2015	15
16	vs. Ole Miss, 03/17/2015	15
17	vs. Portland, 01/11/2020	15
18	at Pepperdine, 02/12/2022	15
19	vs. Houston Christian, 11/06/2023	15
20	vs. Southeastern Louisiana, 11/15/2023	15
21	vs. Georgia State, 12/16/2023	15
22	vs. Central Arkansas, 11/05/2024	15
23	vs. Queens, 11/13/2024	15
24	vs. Florida A&M, 12/20/2024	15

3-Point Field Goal Attempts

Rk	Opponent, Date	3FGA
1	vs. Cincinnati, 01/06/2023	46
2	vs. Central Arkansas, 11/05/2024	44
3	vs. Houston Christian, 11/06/2023	43
4	at Loyola Marymount, 02/13/2020	40
5	vs. Westminster, 11/25/2020	39
6	vs. Bellarmine, 12/22/2023	39
7	at Texas Tech, 01/20/2024	39
8	vs. Georgia State, 12/16/2023	38
9	vs. Houston, 01/23/2024	38
10	vs. Westminster, 11/29/2022	37
11	vs. Florida, 03/24/2011	37
12	vs. Nevada, 12/10/19	37
13	vs. Northern Iowa, 03/19/2022	37
14	vs. Denver, 12/13/2023	37

NCAA DI ACTIVE CAREER LEADERS\*

\*As of Thursday, January 9, 2025

Total Points\*

Rk	Name, School	GP	Pts
214	Fousseyni Traore, BYU	106	1,168
220	Dawson Baker, BYU	97	1,157

\*Minimum 1,000 points

Field Goal Percentage\*

Rk	Name, School	FG	FGA	Pct
23	Fousseyni Traore, BYU	459	755	.608

\*Minimum 240 Field Goals Made

3-Point Field Goals Made

Rk	Name, School	GP	3FG
93	Trevin Knell, BYU	128	194

Assists\*

Rk	Name, School	GP	Ast
110	Dallin Hall, BYU	78	318

\*Minimum 200 assists

Assists Per Game\*

Rk	Name, School	GP	Ast	Avg
40	Dallin Hall, BYU	78	318	4.08

\*Minimum 150 assists

Rebounds\*

Rk	Name, School	GP	Reb
37	Fousseyni Traore, BYU	106	766

\*Minimum 100 rebounds

Double-Doubles

Rk	Name, School	GP	Dbl-Dbl
31	Fousseyni Traore, BYU	106	20



## GAME 1

Central Ark. - 50

Record: 0-1

NO. Name	Min	FG M-A	3P M-A	FT M-A	Rebounds OR DR TOT	Fouls PF FD	TP	AS	TO	ST	Blocks BS BA	+/-
0 Ubong Abasi Etim	F 16:14	0-1	0-0	0-0	1 3 4	2 2 0	0	0	0	0	0	-16
23 Diogo Seixas	F 22:34	1-4	1-3	0-0	0 1 1	1 2 3	4	1	0	0	0	-20
3 Brayden Fagbemi	G 34:09	3-10	1-6	1-2	0 3 3	1 2 8	7	6	1	0	2	-35
25 Elias Cato	G 30:22	9-13	3-6	0-0	0 3 3	1 1 21	1	4	0	1	1	-29
32 Layne Taylor	G 28:29	2-10	1-7	0-0	1 1 2	1 1 5	0	1	3	0	1	-28
4 Nehemiah Turner	G 22:32	2-6	0-1	1-6	4 7 11	2 3 5	2	2	1	1	3	-13
13 Ben Fox	10:16	0-1	0-1	1-3	0 0 0	0 1 1	1	0	0	0	0	-1
24 Cole McCormick	09:38	1-2	0-1	0-0	0 0 0	1 0 2	0	1	0	0	0	-9
41 Michael Elbagharu	10:52	1-3	1-3	2-2	0 1 1	0 1 5	0	1	0	0	0	-5
12 Ty Robinson	13:39	0-6	0-3	0-0	2 1 3	0 0 0	0	0	1	0	1	-25
1 Jabari West	01:15	0-0	0-0	0-0	0 0 0	1 0 0	0	0	0	0	0	-9
Team					3 1 4		0	1				
Totals		19-56	7-31	5-13	11 21 32	10 13 50	14	18	5	2	8	-38

Technical Fouls:NONE

Shooting By Period
1 <sup>st</sup> FG% 8-29 27.6%
3PT% 3-17 17.6%
FT% 4-7 57.1%
2 <sup>nd</sup> FG% 11-27 40.7%
3PT% 4-14 28.6%
FT% 1-6 16.7%
GM FG% 19-56 33.9%
3PT% 7-31 22.6%
FT% 5-13 38.5%
Dead Ball Rebounds: 5, 0

## GAME 2

UC Riverside - 80

Record: 0-2

NO. Name	Min	FG M-A	3P M-A	FT M-A	Rebounds OR DR TOT	Fouls PF FD	TP	AS	TO	ST	Blocks BS BA	+/-
2 Kaleb Smith	F 28:20	4-9	3-7	9-10	0 4 4	0 5 20	0	3	0	0	1	-9
4 Rikus Schulte	F 11:37	1-1	0-0	0-0	0 1 1	2 1 2	1	0	0	0	0	1
10 Nyi Olabode	F 15:00	1-4	1-2	0-0	0 4 4	3 0 3	1	0	1	0	1	-7
11 Nate Pickens	G 30:39	6-10	3-4	3-5	0 2 2	3 4 18	2	2	2	1	1	-5
24 Barrington Hargress	G 29:21	6-19	2-8	2-2	0 1 1	4 11 16	5	0	1	0	2	-14
21 Joel Amstrading	24:23	1-2	0-0	2-2	6 8 4	2 4 0	2	2	0	0	0	-2
3 Isaiah Moses	33:10	6-10	2-5	2-2	0 2 2	1 3 16	3	1	2	0	1	4
22 Luke Turner	03:50	0-2	0-2	0-0	0 0 0	0 0 0	0	0	0	0	0	2
12 Jack Whitbourn	10:21	0-1	0-0	1-2	1 2 3	1 4 1	0	0	0	0	0	-2
1 Gavin Davis	06:57	0-0	0-0	0-0	0 0 0	3 0 0	0	1	3	0	0	4
7 Parker Strauss	06:21	0-0	0-0	0-0	0 1 1	1 0 0	0	1	0	0	0	-2
Team					3 2 5		0	0				
Totals		25-58	11-28	19-23	6 25 31	22 20 80	13	12	8	1	7	-6

Technical Fouls:NONE

Shooting By Period
1 <sup>st</sup> FG% 10-25 40.0%
3PT% 6-13 46.2%
FT% 7-8 87.5%
2 <sup>nd</sup> FG% 15-33 45.5%
3PT% 5-15 33.3%
FT% 12-15 80%
GM FG% 25-58 43.1%
3PT% 11-28 39.3%
FT% 19-23 82.6%
Dead Ball Rebounds: 3, 0

BYU - 88

Record: 1-0

NO. Name	Min	FG M-A	3P M-A	FT M-A	Rebounds OR DR TOT	Fouls PF FD	TP	AS	TO	ST	Blocks BS BA	+/-
6 Kanon Catchings	F 25:58	6-13	4-11	1-2	0 3 3	0 1 17	1	2	1	3	0	32
13 Keba Keita	C 17:34	2-2	0-0	2-2	4 6 10	3 1 6	0	2	1	1	0	16
3 Egor Demin	G 30:46	7-13	4-7	0-1	0 4 4	1 1 18	11	2	4	0	0	35
15 Richie Saunders	G 25:50	6-11	3-7	1-2	3 5 8	0 4 16	2	0	1	0	0	20
21 Trevin Knell	G 20:47	2-6	2-6	2-2	0 4 2	2 1 8	1	0	1	0	1	24
0 Mawot Mag	12:52	1-4	1-2	0-0	2 0 2	2 0 3	1	1	1	0	0	1
45 Fousseyni Traore	18:40	3-5	0-0	0-0	4 2 6	2 0 6	0	0	0	2	1	24
2 Elijah Crawford	11:40	1-4	0-2	0-0	3 1 4	3 0 2	2	1	1	0	0	1
25 Dawson Baker	17:10	0-7	0-6	1-2	0 0 0	0 2 1	1	2	0	0	0	14
5 Mihailo Boskovic	18:43	5-7	1-3	0-0	1 2 3	0 0 11	2	2	1	2	0	20
Team					3 2 5		0	1				
Totals		33-72	15-44	7-11	20 29 49	13 10 88	21	11	11	8	2	38

Technical Fouls:NONE

Shooting By Period
1 <sup>st</sup> FG% 18-40 45.0%
3PT% 7-23 30.4%
FT% 3-5 60%
2 <sup>nd</sup> FG% 15-32 46.9%
3PT% 8-21 38.1%
FT% 4-6 66.7%
GM FG% 33-72 45.8%
3PT% 15-44 34.1%
FT% 7-11 63.6%
Dead Ball Rebounds: 2, 0

BYU - 86

Record: 2-0

NO. Name	Min	FG M-A	3P M-A	FT M-A	Rebounds OR DR TOT	Fouls PF FD	TP	AS	TO	ST	Blocks BS BA	+/-
6 Kanon Catchings	F 26:56	4-11	1-6	0-0	1 4 5	2 0 9	0	1	1	2	0	16
13 Keba Keita	C 18:54	5-6	0-0	4-8	2 8 10	3 4 14	2	1	1	1	0	16
3 Egor Demin	G 31:42	8-11	2-5	2-6	1 4 5	1 5 20	7	2	0	0	0	12
15 Richie Saunders	G 32:18	5-11	1-2	1-2	1 5 6	4 3 12	2	1	1	0	1	1
21 Trevin Knell	G 23:18	1-7	1-6	1-2	0 2 2	1 1 4	0	0	2	0	0	12
5 Mihailo Boskovic	16:19	1-2	0-1	2-2	0 1 1	4 1 4	0	1	1	1	0	-5
45 Fousseyni Traore	20:22	6-8	0-1	1-2	5 1 6	2 2 13	2	1	0	2	0	-11
2 Elijah Crawford	08:18	0-2	0-0	0-0	0 1 1	1 0 0	0	2	0	0	1	-6
25 Dawson Baker	17:59	2-3	1-1	3-4	0 0 0	1 6 8	2	1	1	0	0	1
0 Mawot Mag	03:55	1-1	0-0	0-0	0 0 0	1 0 2	0	0	0	0	0	-6
Team					1 2 3		0	0				
Totals		33-62	6-22	14-26	11 28 39	20 22 86	15	10	7	7	1	6

Technical Fouls:NONE

Shooting By Period
1 <sup>st</sup> FG% 16-31 51.6%
3PT% 2-11 18.2%
FT% 6-12 50%
2 <sup>nd</sup> FG% 17-31 54.8%
3PT% 4-11 36.4%
FT% 8-14 57.1%
GM FG% 33-62 53.2%
3PT% 6-22 27.3%
FT% 14-26 53.8%
Dead Ball Rebounds: 5, 0

	UCA	BYU
Biggest lead	0 (1 <sup>st</sup> 20:00)	41 (2 <sup>nd</sup> 1:56)
Best Scoring Run	5 (1 <sup>st</sup> 16:17)	11 (1 <sup>st</sup> 7:31)
Lead Changes	0	
Times Tied	1	
Time with Lead	00:00	39:40

Points from	UCA	BYU
Turnovers	8	24
Paint	16	36
Second Chance	2	23
Fast Breaks	1	12
Bench	13	23

Period by Period Scoring		
	1st	2nd
UCA	23	27
BYU	46	42

	UCR	BYU
Biggest lead	0 (1 <sup>st</sup> 20:00)	17 (2 <sup>nd</sup> 13:33)
Best Scoring Run	9 (1 <sup>st</sup> 11:09)	11 (2 <sup>nd</sup> 18:02)
Lead Changes	0	
Times Tied	2	
Time with Lead	00:00	38:55

Points from	UCR	BYU
Turnovers	12	15
Paint	14	48
Second Chance	7	17
Fast Breaks	8	7
Bench	21	27

Period by Period Scoring			
	1st	2nd	TOT
UCR	33	47	80
BYU	40	46	86

## GAME 3

Queens (NC) - 55

Record: 2-2

NO. Name	Min	FG M-A	3P M-A	FT M-A	Rebounds OR DR TOT	Fouls PF FD	TP	AS	TO	ST	Blocks BS BA	+/-
23 Leo Colimero	F 18:14	0-3	0-0	0-0	1 5 6	2 0 0	2	1	0	1	0	-34
24 Yoav Berman	F 24:18	4-8	3-5	0-0	0 3 3	1 1 11	1	1	0	0	1	-29
32 Malcolm Wilson	C 28:49	3-4	0-0	0-0	4 4 0	0 6 1	1	3	0	3	0	-37
10 Bryce Cash	G 18:47	2-6	2-4	0-2	0 4 0	0 1 1	6	1	2	2	0	-24
11 Chris Ashty	G 19:09	0-6	0-0	0-0	1 1 1	1 0 0	2	1	0	0	0	-24
3 Kalib Mathews	13:03	1-2	1-2	0-0	0 1 1	3 0 3	1	3	0	0	0	-11
22 Jaxon Pollard	21:57	2-10	0-5	2-2	0 0 0	3 1 6	2	0	0	0	0	-25
1 Nasir Mann	16:36	1-5	0-2	1-4	1 1 2	0 2 3	3	1	0	0	1	-21
20 Asjon Anderson	12:31	2-4	2-3	1-2	0 0 0	0 2 7	1	3	1	0	0	-17
9 Maban Jabriel	14:49	3-4	3-3	0-0	0 2 2	0 0 9	1	1	1	2	0	-3
2 DJ Shine	06:05	2-5	0-0	0-0	0 1 1	0 4 0	0	0	0	0	1	-1
6 Sawyer Mayhugh	02:51	0-1	0-0	0-0	0 0 0	0 0 0	0	0	0	0	1	3
15 Jordon Nevill	02:51	0-0	0-0	0-0	0 0 0	0 0 0	0	0	0	0	0	3
Team					1 1 2		0	0				
Totals		20-58	11-30	4-10	3 19 22	11 7 55	13	15	4	6	5	-44

Technical Fouls:NONE

Shooting By Period
1 <sup>st</sup> FG% 20-31 64.5%
3PT% 7-13 53.8%
FT% 4-8 50%
2 <sup>nd</sup> FG% 11-28 39.3%
3PT% 4-12 33.3%
FT% 3-6 50%
GM FG% 20-58 34.5%
3PT% 11-30 36.7%
FT% 4-10 40.0%
Dead Ball Rebounds: 3, 0

Idaho - 71

Record: 1-3

NO. Name		Min	FG M-A	3P M-A	FT M-A	Rebounds OR DR TOT	Fouls PF FD	TP	AS	TO	ST	Blocks BS BA	+/-
0 Julius Mims	F	23:51	5-7	1-2	3-5	0 6 6	3 3 14	1	1	1	1	0	-1
2 Tyler Mrus	F	36:17	5-12	4-8	3-5	0 2 2	0 3 17	0	3	0	0	3	-16
5 Isaiah Brickner	G	14:17	2-7	0-1	1-1	0 1 1	3 2 5	3	4	2	1	1	3
7 Jack Payne	G	24:22	1-3	1-2	0-0	1 2 3	3 1 3	2	0	1	0	2	-8
10 Kolton Mitchell	G	28:03	3-4	1-1	0-0	2 2 3	0 7 2	5	0	0	0	0	-10
10 Kristian Gonzalez		11:41	3-8	1-2	0-0	2 1 3	2 0 7	0	0	0	0	2	-13
3 Jojo Anderson		17:03	1-3	1-2	0-0	0 2 2	2 2 3	4	0	0	0	0	-18
34 Kyson Rose		15:12	2-2	2-2	0-0	0 0 0	3 0 6	0	2	0	0	0	-24
24 Miles Klapper		27:20	3-4	1-1	0-0	0 4 4	1 1 7	3	2	0	0	0	-25
11 Titus Yearout		00:57	0-1	0-0	0-0	0 0 0	0 0 0	0	0	0	0	0	1
15 Ewan Steele		00:57	1-1	0-0	0-0	0 0 0	0 0 2	0	0	0	0	0	1
Team						1 4 5	0	2					
Totals			26:52	12:21	7:11	4 24 28	20 12 71	15 19	4	1	8	-24	



## GAME 5

Mississippi Val. - 43													Record: 1-5												
NO.	Name	Min	FG M-A	3P M-A	FT M-A	Rebounds OR DR TOT	Fouls PF FD	TP	AS	TO	ST	Blocks BS BA	+/-												
5	Walter Hamilton	F 20:47	4-9	0-0	2-2	4 2 6	2 1 10	0	3	0	0	1	-28												
15	Alvin Stredic	F 30:36	1-3	0-1	0-0	0 4 4	2 1 2	3	5	2	0	0	-30												
0	Arthur Tate	G 29:41	4-8	2-2	0-0	0 4 4	1 2 12	1	0	0	0	0	-29												
3	Donovan Sanders	G 34:27	6-13	0-2	2-2	0 1 1	1 4 14	3	2	2	0	0	-33												
14	George Ivory III	G 22:09	0-1	0-1	0-0	0 0 0	3 0 0	0	1	3	2	1	-15												
21	Jair Horton	10:08	0-2	0-1	0-0	2 2 1	1 1 0	0	0	0	0	0	-7												
1	Antonio Sisk	24:28	1-5	0-1	0-0	0 0 0	2 0 2	0	1	1	1	0	-38												
10	Greg Moore	06:05	1-1	0-0	0-2	0 1 1	1 1 2	0	1	1	0	0	-9												
22	Darrion Sallery	04:38	0-1	0-1	0-0	3 3 0	0 0 0	0	0	0	0	1	-7												
35	Johnathan Pace	00:20	0-0	0-0	0-0	0 0 0	0 0 0	0	0	1	1	0	0												
11	Markell Petro	09:52	0-0	0-0	0-0	0 0 0	2 0 0	0	0	0	0	0	-19												
12	Kendal Parker	04:46	0-2	0-1	1-2	0 1 1	0 1 1	0	0	0	0	0	1												
25	Daniel Umoh	02:03	0-0	0-0	0-0	0 0 0	0 0 0	0	0	0	0	0	-2												
Team						1 0 1	0	1																	
Totals			17-45	2-10	7-10	5 18 23	15 11 43	8	17	8	2	3	-44												
			Technical Fouls:NONE																						

Shooting By Period		
1 <sup>st</sup> FG%	10-19	52.6%
3PT%	1-4	25.0%
FT%	6-8	75%
2 <sup>nd</sup> FG%	7-26	26.9%
3PT%	1-6	16.7%
FT%	1-2	50%
GM FG%	17-45	37.8%
3PT%	2-10	20.0%
FT%	7-10	70.0%
Dead Ball Rebounds: 1.0		

BYU - 87													Record: 5-0												
NO.	Name	Min	FG		3P		FT		Rebounds		Fouls		TP	AS	TO	ST	Blocks		+/-	Shooting By Period					
			M	A	M	A	M	A	OR	DR	PF	FD					BS	BA		1st	FG	3PT	FT	1st	FG
6	Kanon Catchings	F 24:12	5-10	2-6	2-3	2	1	3	0	2	14	3	1	1	1	0	20			1st FG	18-32	56.3%			
45	Fousseyini Traore	F 24:31	5-8	0-1	5-6	5	6	11	2	3	15	1	2	0	1	0	27			3PT	7-18	38.9%			
3	Egor Demin	G 27:32	3-4	2-3	0-0	1	5	6	0	1	8	6	3	3	1	0	35			FT	12-17	70.6%			
15	Richie Saunders	G 19:03	3-7	1-4	0-0	0	0	0	2	1	7	2	0	2	0	0	17			2nd FG	13-26	50.0%			
30	Dallin Hall	G 21:23	3-7	1-2	1-3	4	2	1	10	5	1	1	0	1	0	0	17			3PT	4-14	28.6%			
0	Mawot Mag	10:41	1-3	0-1	2-2	0	0	0	3	1	4	0	0	0	0	0	21			FT	2-2	100%			
21	Trevin Knell	21:20	3-5	2-4	4-5	1	2	3	0	2	12	2	1	2	0	0	31			GM FG	31-58	53.4%			
25	Dawson Baker	19:48	5-7	0-2	0-0	0	0	0	1	1	10	2	0	2	0	0	28			3PT	12-32	34.4%			
5	Mihailo Boskovic	13:04	2-4	0-2	0-1	0	5	5	0	2	4	0	0	1	0	1	16			FT	14-19	73.7%			
1	Trey Stewart	09:21	1-1	1-1	0-0	0	1	1	1	0	3	0	1	0	0	0	7			Def Team Rebounds: 10					
2	Elijah Crawford	02:25	0-1	0-1	0-0	0	0	0	0	1	0	0	0	0	0	0	1								
4	Brody Kozlowski	01:40	0-0	0-0	0-0	0	0	0	0	0	0	0	0	0	0	0	0								
12	Townsend Tripple	01:40	0-0	0-0	0-0	0	0	0	0	0	0	0	0	0	0	0	0								
20	Max Triplett	01:40	0-1	0-0	0-0	1	1	2	0	0	0	0	0	0	0	0	0								
51	Jared McGregor	01:40	0-0	0-0	0-0	0	0	0	0	0	0	0	0	0	0	0	0								
Team						2 1 3			0 0			0 0													
Totals			31-58	11-32	14-19	13	25	38	11	15	87	21	9	12	3	2	44								

Shooting By Period		
1 <sup>st</sup> FG%	18-32	56.3%
3PT%	7-18	38.9%
FT%	12-17	70.6%
2 <sup>nd</sup> FG%	13-26	50.0%
3PT%	4-14	28.6%
FT%	2-2	100%
GM FG%	31-58	53.4%
3PT%	11-32	34.4%
FT%	14-19	73.7%
Dead Ball Rebounds: 1.0		

	MVSU	BYU							
Biggest lead	0 (1 <sup>st</sup> 20:00)	44 (2 <sup>nd</sup> 1:48)							
Best Scoring Run	5(2 <sup>nd</sup> 10:58)	12(1 <sup>st</sup> 8:15)							
Lead Changes	0								
Times Tied	0								
Time with Lead	00:00	39:40							
			Points from	MVSU	BYU	Period by Period Scoring			
			Turnovers	8	24	MVSU	1st	2nd	TOT
			Paint	20	38		27	16	43
			Second Chance	2	12				
			Fast Breaks	2	8	BYU	55	32	87
			Bench	5	33				

## LIVESTATS

## GAME 7

### NC State 61

No	Player	S	Pts	FG	3FG	FT	OR	DR	TR	PF	A	TO	Blk	Stl	Min	+/-
01	HUNTLEY-HATFIELD, BRANDC	F	4	2-8	0-2	0-0	4	5	9	2	1	3	2	0	27	-11
03	STYLES, DONTREZ	G	2	1-5	0-2	0-0	0	0	0	5	0	0	0	0	12	-17
05	PARKER, TREY	G	9	4-8	1-3	0-0	0	3	3	2	1	0	0	0	18	-2
08	TAYLOR, JAYDEN	G	16	4-10	4-7	4-7	0	5	5	1	1	4	1	2	30	-7
12	O'CONNELL, MICHAEL	G	16	6-11	2-4	2-2	0	0	0	1	1	0	0	0	36	-9
02	MCNEIL, JR.,PAUL	G	0	0-0	0-0	0-0	0	0	0	0	0	0	0	0	2	5
04	PASS, BREON	G	3	1-2	1-2	0-0	1	1	2	1	2	1	0	0	13	-9
07	HEARD, BRYCE	G	0	0-0	0-0	0-0	0	1	1	0	0	0	0	0	8	1
10	HILL, MARCUS	G	4	1-5	0-1	2-3	0	0	0	0	2	1	0	1	15	-2
11	PARKER, JR.,DENNIS	G	3	1-3	1-2	0-0	0	2	2	1	0	0	0	0	20	-2
33	DIOUF, ISMAEL	F	0	0-1	0-0	0-0	0	0	0	0	1	0	0	0	3	-1
34	MIDDLEBROOKS, BEN	C	4	1-4	0-0	2-2	3	1	4	4	2	1	0	1	16	-1
TEAM							1	5	6	0	0					
TOTALS			61	21-57	9-23	10-14	9	23	32	18	10	9	3	4	200	

Shooting By Period	FG	FG%	3FG	3FG%	FT	FT%	Deadball Rebounds: 1.0
1st Half	8-27	30%	4-13	31%	7-10	70%	Last FG: 2nd-00:07
2nd Half	13-30	43%	5-10	50%	3-4	75%	Biggest Run: 9-0
Game	21-57	36.8%	9-23	39.1%	10-14	71.4%	Largest lead: By 0 at 1st-18:37
Technical Fouls: None.							

### BYU 72

No.	Player	S	Pts	FG	3FG	FT	OR	DR	TR	PF	A	TO	Blk	Stl	Min	+/-
03	DEMIN, EGOR	G	8	3-7	0-2	2-2	4	7	11	4	4	2	1	0	28	16
06	CATCHINGS, KANON	F	7	2-5	2-3	1-2	1	0	1	3	2	1	0	0	25	14
13	KEITA, KEB A	C	6	2-5	0-0	2-4	2	7	9	2	2	0	2	0	22	15
15	SAUNDERS, RICHIE	G	13	4-7	3-3	2-2	0	3	3	1	1	0	0	1	27	13
30	HALL, DALLIN	G	9	3-8	2-6	1-2	1	4	5	0	3	3	0	1	29	8
01	STEWART, TREY	G	0	0-1	0-1	0-0	1	0	1	1	0	0	0	0	6	-5
05	BOSKOVIC, MIHAILO	F	3	1-3	1-1	0-0	2	0	2	1	0	3	0	0	8	0
21	KNELL, TREVIN	G	7	2-6	1-5	2-2	0	2	2	2	2	0	0	1	18	5
25	BAKER, DAWSON	G	9	4-11	1-5	0-0	1	2	3	1	2	3	0	0	21	-7
45	TRAORE, FOUSSEYNI	F	10	4-6	0-0	2-2	2	3	5	2	1	1	0	0	17	-4
TEAM							1	2	3	0	1					
TOTALS			72	25-59	10-26	12-16	15	30	45	17	17	14	3	3	200	

Shooting By Period	FG	FG%	3FG	3FG%	FT	FT%	Deadball Rebounds: 0.0
1st Half	14-26	54%	6-10	60%	4-4	100%	Last FG: 2nd-01:53
2nd Half	11-33	33%	4-16	25%	8-12	67%	Biggest Run: 9-0
Game	25-59	42.4%	10-26	38.5%	12-16	75.0%	Largest lead: By 24 at 2nd-08:41
Technical Fouls: None.							

Score	1st	2nd	TOT	Points	NCS	BYU
NCS	27	34	61	In the Paint	20	30
BYU	38	34	72	Off Turns	9	12
				2nd Chance	10	12
				Fast Break	5	4
				Bench	14	29
				Per Poss	0.164	1.143
					26.62	31.43

## GAME 6

No.	Player	S	Pts	FG	3FG	FT	OR	DR	TR	PF	A	TO	Blk	Stl	Min	+/-
03	DEMIN, EGOR	G	16	5-13	2-9	4-7	0	3	3	2	4	5	1	1	37	-14
06	CATCHINGS, KANON	F	17	6-14	5-10	0-1	2	2	4	4	0	3	0	0	32	-8
13	KEITA, KEB A	C	0	0-0	0-0	0-0	1	6	7	3	3	0	0	0	18	-5
15	SAUNDERS, RICHIE	G	16	4-13	1-7	7-8	2	3	5	4	0	2	0	2	33	-13
30	HALL, DALLIN	G	2	1-3	0-2	0-0	1	0	1	3	4	0	0	1	29	-9
00	MAG, MAWOT	F	0	0-0	0-0	0-0	0	1	1	1	0	0	0	0	1	-2
01	STEWART, TREY	G	0	0-0	0-0	0-0	0	0	0	0	0	0	0	0	1	-1
02	CRAWFORD, ELIJAH	G	0	0-0	0-0	0-0	0	0	0	0	0	0	0	0	3	-3
05	BOSKOVIC, MIHAILO	F	10	3-5	2-4	2-2	0	1	1	1	1	0	1	0	17	9
21	KNELL, TREVIN	G	8	2-6	2-5	2-2	1	1	2	4	1	0	0	0	20	-6
25	BAKER, DAWSON	G	0	0-2	0-1	0-0	1	3	4	4	0	1	0	0	10	2
45	TRAORE, FOUSSEYNI	F	16	5-8	0-0	6-6	2	4	6	3	3	3	1	1	24	-5
TEAM							1	2	3	0	2					
TOTALS			85	26-64	12-38	21-26	11	26	37	29	15	17	2	5	225	

## GAME 9

Fresno State - 67															Record: 3-7									
NO. Name		Min	FG M-A	3P M-A	FT M-A	Rebounds OR DR TOT	Fouls PF FD	TP	AS	TO	ST	Blocks BS BA	+/-											
3	Elijah Price	F 29:06	3-14	1-4	0-2	5 2 7	2 5 7	7	1	2	0	1	1	-13	1st FG% 10-29 34.5%									
8	Alex Crawford	F 15:59	0-2	0-1	4-4	1 1 2	2 2 4	1	1	0	0	0	0	-3	3PT% 5-17 29.4%									
11	Mykell Robinson	F 32:58	3-10	2-6	2-2	1 6 7	0 3 10	7	1	1	0	1	1	-21	FT% 2-4 50.0%									
5	Jalen Weaver	F 31:12	6-13	3-7	0-0	0 1 1	1 0 1	15	1	2	0	0	1	-29	2nd FG% 14-40 35.0%									
10	Zaon Collins	G 35:48	3-9	2-6	0-0	1 1 2	2 0 8	7	2	4	0	0	0	-26	3PT% 3-20 15.0%									
23	Mor Seck	F 14:02	2-2	0-0	1-2	0 1 1	1 1 5	0	0	0	0	0	0	-14	FT% 5-6 83.3%									
1	Amar Augillard	F 17:10	5-11	2-7	0-0	0 2 2	1 1 12	0	2	3	0	0	0	-4	GM FG% 24-69 34.5%									
21	Brian Amunike	F 12:02	0-2	0-1	0-0	0 3 3	1 1 0	0	0	0	0	0	0	-22	3PT% 12-37 32.4%									
0	Jasir Tremble	10:56	2-6	2-5	0-0	0 0 0	1 0 6	0	1	1	0	0	0	-8	FT% 7-10 70.0%									
6	Joshua Bonga	00:47	0-0	0-0	0-0	0 0 0	0 0 0	0	0	0	0	0	0	0	Dead Ball Rebounds: 2									
Team						0 2 2	0 0 0	0	0	0	0	0	0											
Totals			24-69	12-37	7-10	8 19 27	11 13 67	17	10	9	1	3	-28											

Shooting By Period			
1 <sup>st</sup> FG%	10-29	34.5%	
3PT%	5-17	29.4%	
FT%	2-4	50%	
2 <sup>nd</sup> FG%	14-40	35.0%	
3PT%	7-20	35.0%	
FT%	5-6	83.3%	
GM FG%	24-69	34.8%	
3PT%	12-37	32.4%	
FT%	7-10	70.0%	
Dead Ball Rebounds: 2 0			

Technical Fouls:NONE

BYU - 95															Record: 7-2											
NO.	Name	F	Min	FG		3P	FT	Rebounds		Fouls		TP	AS	TO	ST	Blocks		4+/	Shooting By Period							
				M	A			M	A	OR	DR					PF	FD		B	S	B	A	1st	FG%	1st	FG%
6	Kanon Catchings	F	28:47	4-11	1-7	1-1	0	4	4	0	1	10	3	1	0	0	0	23	1st	FG%	18-32	56.3%				
13	Keba Keita	G	19:44	6-6	0-0	0-0	3	5	8	2	2	12	3	2	0	2	0	13	3PT%	7-18	38.9%					
15	Richie Saunders	C	33:24	7-14	3-7	0-0	1	3	4	1	1	17	0	4	0	0	1	21	FT%	1-1	100%					
21	Trevin Knell	G	24:04	8-11	4-6	2-3	4	6	10	3	1	22	2	0	3	0	0	26	2nd	FG%	20-37	54.1%				
30	Dalin Hall	F	31:12	5-8	3-5	0-0	2	2	1	1	1	13	5	2	0	0	0	27	3PT%	7-16	43.8%					
45	Fousseyni Traore	F	18:44	2-4	1-1	0-0	0	10	10	1	0	5	3	3	1	0	1	13	FT%	4-5	80.0%					
5	Mihailo Boskovic	F	13:32	0-2	0-0	0-0	2	2	2	1	2	0	0	2	0	0	0	2	GM	FG%	38-69	55.1%				
25	Dawson Baker	F	20:02	5-10	2-5	2-2	2	2	4	2	3	14	1	2	0	0	0	14	FT%	13-24	41.7%					
2	Elijah Crawford	F	08:58	1-3	0-1	0-0	0	0	0	0	2	0	2	1	0	0	1	1	Dead Ball	Rebounds:	1	83.3%				
4	Brody Kozlowski	F	00:47	0-0	0-0	0-0	0	0	0	0	0	0	0	0	0	0	0	0								
20	Max Triplett	F	00:47	0-0	0-0	0-0	0	0	0	0	0	0	0	0	0	0	0	0								
Team								2	4	6																
Totals				38-69	14-34	5-6	12	38	50	13	11	95	18	17	3	3	1	28								

Shooting By Period			
1 <sup>st</sup> FG%	18-32	56.3%	
3PT%	7-18	38.9%	
FT%	1-1	100%	
2 <sup>nd</sup> FG%	20-37	54.1%	
3PT%	7-16	43.8%	
FT%	4-5	80%	
GM FG%	38-69	55.1%	
3PT%	14-34	41.2%	
FT%	5-6	83.3%	
Dead Ball Rebounds: 1 0			

Technical Fouls:NONE

		FSU	BYU
Biggest lead	2 (1 <sup>st</sup> 12:48)	28 (2 <sup>nd</sup> 0:49)	
Best Scoring Run	11 (2 <sup>nd</sup> 8:15)	11 (1 <sup>st</sup> 8:35)	
Lead Changes	6		
Times Tied	3		
Time with Lead	02:51	34:48	

		FSU	BYU
Points from Turnovers	18	11	
Paint	24	44	
Second Chance	5	13	
Fast Breaks	11	11	
Bench	23	21	

Period by Period Scoring			
	1st	2nd	TOT
FSU	27	40	67
BYU	44	51	95

LIVESTATS  
BY SCORERS SPORTS

## GAME 11

Florida A&M - 57										Record: 3-7									
NO. Name	Min	FG M-A	3P M-A	FT M-A	Rebounds OR DR TOT	Fouls PF FD	TP	AS	TO	ST	Blocks BS BA	+/-	Shooting By Period						
8 Shaqir O'Neal	24:29	4-7	1-3	1-1	0 2 2	4 1 10	0	3	1	0	0	-34	1 <sup>st</sup> FG	7-23	30.4%				
20 Jamine Charles	21:02	0-0	0-0	0-0	1 1 2	1 0 0	0	1	0	1	0	-27	3PT	4-16	25.0%				
0 Larnard Taylor Jr.	11:49	1-4	0-1	0-0	0 1 1	0 0 2	0	3	0	0	0	-17	FT	3-3	100%				
2 Jordan Chatman	24:17	4-9	2-6	0-0	0 3 3	4 0 10	1	2	0	0	1	-33	2 <sup>nd</sup> FG	11-32	34.4%				
5 Milton Matthews	18:25	0-6	0-6	0-0	0 1 1	0 0 0	3	1	0	0	0	-24	3PT	6-18	33.3%				
24 Ja'Derryns Eatmon	14:03	0-0	0-0	0-0	0 1 1	3 0 0	0	1	3	0	0	-10	FT	8-9	88.9%				
4 Sterling Young	19:50	2-9	2-8	8-8	0 0 0	1 4 14	1	1	2	0	0	-21	GM FG	18-55	32.7%				
10 Kaleb Washington	20:15	3-6	2-2	1-1	0 2 2	0 2 9	0	1	0	0	0	-21	3PT	10-34	29.4%				
23 Jacob Hendricks	22:59	3-9	3-6	0-0	0 4 4	4 2 9	2	2	1	0	0	-21	FT	11-12	91.7%				
1 Roderick Coffee III	17:44	1-5	0-2	1-2	1 5 6	2 3 3	3	1	0	0	0	-11	Dead Ball Rebounds: 0						
35 Sajid Burnside	04:57	0-0	0-0	0-0	0 1 1	2 0 0	0	0	1	0	0	-11							
Team					1 1 2	0 0 0	0	0	0	0	0	0							
Totals		18-55	10-34	11-12	3 22 25	21 12 57	12	18	5	1	1	-46							

Shooting By Period			
1 <sup>st</sup> FG%	7-23	30.4%	
3PT%	4-16	25.0%	
FT%	3-3	100%	
2 <sup>nd</sup> FG%	11-32	34.4%	
3PT%	6-18	33.3%	
FT%	9-9	88.9%	
GM FG%	18-55	32.7%	
3PT%	10-34	29.4%	
FT%	11-12	91.7%	
Dead Ball Rebounds: 0 0			

Technical Fouls:Coffee III 1\*6:13

BYU - 103													Record: 9-2												
NO. Name		Min	FG M-A	3P M-A	FT M-A	Rebounds OR DR TOT	Fouls PF FT	TP	AS	TO	ST	Blocks BS BA	+/-	Shooting By Period											
0	Mawot Mag	F 15:02	3-4	1-2	3-3	0 2 2	3 2	10	1	0	1	1	0	16	1st	FG	18-34	52.9%							
6	Kanon Catchings	F 25:41	8-12	4-7	1-2	1 3 4	0 1	21	3	2	2	0	0	39	3PT	8-18	44.4%								
13	Keba Keita	C 20:18	3-3	0-0	1-2	2 7 9	1 2	7	0	1	0	0	0	23	FT	6-9	66.7%								
21	Trevin Knell	G 19:10	3-8	2-6	2-3	1 2 3	1 1	10	0	3	1	0	0	25	2nd	FG	16-29	55.2%							
30	Dalin Hall	G 25:41	4-10	2-5	4-5	1 4 5	0 5	14	7	0	1	0	0	38	3PT	7-16	43.8%								
5	Mihailo Boskovic	20:11	1-6	0-3	3-4	0 4 4	0 2	5	0	1	0	0	0	18	FT	14-17	82.4%								
25	Dawson Baker	17:57	4-6	3-5	0-0	0 3 3	2 11	3	2	0	0	0	0	20	GM FG	34-63	54.0%								
45	Fousseyni Traore	16:37	4-6	0-0	1-1	3 3 6	1 2	9	5	1	0	0	1	19	3PT	15-34	44.1%								
2	Elijah Crawford	14:19	1-3	0-1	2-2	0 3 3	2 1	4	4	0	2	0	0	8	FT	23-25	76.0%								
4	Brody Kozlowski	12:57	2-3	2-3	0-0	2 3 3	0 1	8	0	1	0	0	0	5	Dead Ball Rebounds: 3.										
1	Trey Stewart	06:59	0-0	0-0	0-0	0 0 0	1 0	0	1	0	2	0	0	12											
51	Jared McGregor	02:01	1-2	1-2	1-2	0 0 0	0 1	4	0	0	0	0	0	3											
12	Townsend Triplett	01:34	0-0	0-0	0-0	0 0 0	0 0	0	0	0	0	0	0	2											
20	Max Triplett	01:34	0-0	0-0	0-0	1 0 1	1 0	0	1	0	0	0	0	2											
Team						1 2	0	0	0	0	0	0													
Totals			34-63	15-34	20-26	10 35	45	130	103	25	11	9	1	1	46										

GAME 13

BYU - 55		Record: 10-3 (1-1)														
NO. Name		Min	FG M-A	3P M-A	FT M-A	Rebounds OR DR TOT	Fouls PF FD	TP	AS	TO	ST	Blocks BS BA	+/-	Shooting By Period		
6 Kanon Catchings	F	25:35	2-5	1-3	1-2	2 0 2	2 2	6	1	0	1	1 1	-28	1 <sup>st</sup> FG%	8-22	36.4%
13 Keba Keita	C	19:55	3-7	0-0	0-0	1 0 1	3 2	6	0	0	0	1 2	-19	3PT%	2-4	50%
3 Egor Demin	G	25:51	1-6	0-3	1-2	0 3 3	1 1	3	7	3	1	0 0	-31	2 <sup>nd</sup> FG%	10-26	38.5%
15 Richie Saunders	G	22:22	3-8	1-5	2-3	0 2 2	1 4	9	1	2	1	0 1	-36	3PT%	4-10	40%
30 Dalin Hall	G	24:19	1-1	1-1	4-4	0 0 0	2 2	7	0	3	0	0 0	-12	FT%	9-11	81.8%
25 Dawson Baker		17:57	2-7	0-3	0-0	1 1 2	1 4	1	2	1	0	0 1	-15	GM FG%	18-48	37.5%
45 Fousseyni Traore		19:31	0-3	0-0	1-2	1 5 6	0 1	1	3	3	0	0 0	-18	3PT%	8-24	33.3%
5 Mihalio Boskovic		12:35	1-2	1-2	2-2	0 2 2	0 2	5	1	0	0	0 0	-6	FT%	11-15	73.3%
21 Trevin Knell		15:53	4-6	4-6	0-0	0 1 1	3 0	12	0	0	0	0 0	-8	Dead Ball Rebounds: 5.0		
0 Mawot Mag		05:46	1-2	0-0	0-0	0 0 0	1 0	2	0	1	1	0 0	-5			
4 Brody Kozlowski		04:12	0-1	0-1	0-0	0 0 0	0 0	0	0	0	0	0 0	1			
1 Trey Stewart		03:03	0-0	0-0	0-0	0 0 0	0 0	0	0	0	1	0 0	1			
2 Elijah Crawford		03:03	0-0	0-0	0-0	0 0 0	0 0	0	0	0	0	0 0	1			
Team						3 3 6	0	1								
Totals			18-48	8-24	11-15	7 17 24	15 15	55	14	15	6	2 7	-31			
Technical Fouls:NONE																

Houston - 86		Record: 10-3 (2-0)														
NO. Name		Min	FG M-A	3P M-A	FT M-A	Rebounds OR DR TOT	Fouls PF FD	TP	AS	TO	ST	Blocks BS BA	+/-	Shooting By Period		
11 Joseph Tugler	F	18:27	1-1	0-0	3-4	3 2 5	5 3	5	0	3	0	2 0	19	1 <sup>st</sup> FG%	14-31	45.2%
13 J'Wan Roberts	F	24:54	3-4	0-0	0-0	2 4 6	1 2	6	2	3	2	0 0	32	3PT%	5-16	31.3%
4 LJ Coyer	G	27:11	3-11	3-9	0-0	0 0 0	0 1	9	2	1	1	0 0	28	FT%	6-9	66.7%
7 Milos Uzan	G	31:04	2-9	2-6	1-2	0 2 2	0 1	7	8	0	2	0 1	28	2 <sup>nd</sup> FG%	15-28	53.6%
21 Emanuel Sharp	G	20:07	5-9	4-8	4-4	0 3 3	3 4	18	1	0	1	0 0	17	3PT%	11-18	61.1%
5 Ja'Vier Francis		19:01	4-6	0-0	1-2	3 2 5	2 2	9	0	1	1	3 0	14	FT%	6-7	85.7%
23 Terrance Arceneaux		22:59	5-9	4-5	1-2	3 3 6	0 1	15	1	0	2	0 1	14	GM FG%	29-59	49.2%
8 Mylik Wilson		17:11	5-5	2-2	0-0	2 2 4	0 0	12	0	1	0	0 0	3	3PT%	16-34	47.1%
25 Mercy Miller		10:42	0-2	0-1	2-2	1 1 2	2 1	2	1	1	0	1 0	4	FT%	12-16	75.0%
0 Cordellus Jefferson		04:12	1-3	1-3	0-0	0 0 0	0 0	3	0	1	0	0 0	-1	Dead Ball Rebounds: 2.0		
2 Cedric Lath		04:12	0-0	0-0	0-0	0 0 0	2 0	0	0	0	0	1 0	-1			
Team						1 3 4	0	0								
Totals			29-59	16-34	12-16	15 22 37	15 15	86	15	11	9	7 2	31			
Technical Fouls:NONE																

		BYU	HOU	Points from		BYU	HOU	Period by Period Scoring			
Biggest lead	0 (1 <sup>st</sup> 20:00)		34 (2 <sup>nd</sup> 7:34)		Turnovers	5	24		1st	2nd	TOT
Best Scoring Run	5 (2 <sup>nd</sup> 5:50)		9 (2 <sup>nd</sup> 12:13)		Paint	18	24				
Lead Changes	0				Second Chance	7	18	BYU	22	33	55
Times Tied	2				Fast Breaks	4	13				
Time with Lead	00:00		36:57		Bench	24	41	HOU	39	47	86

GAME 14

Texas Tech - 72		Record: 11-3 (2-1)														
NO. Name	Min	FG M-A	3P M-A	FT M-A	Rebounds OR DR TOT	Fouls PF FD	TP	AS	TO	ST	Blocks BS BA	+/-	Shooting By Period			
5 Darrion Williams	F 36:06	7-11	2-4	2-4	3 4 7	1 5	18	4	3	2	0 0	10	1 <sup>st</sup> FG%	11-30	36.7%	
15 JT Toppin	F 17:43	2-7	0-0	1-2	0 0 0	3 2	5	0	0	0	2 -11		3PT%	5-16	31.3%	
0 Chance McMillan	G 32:12	5-9	2-6	4-6	1 7 8	3 3	16	0	1	0	0 0	6	FT%	5-6	83.3%	
3 Elijah Hawkins	G 36:53	7-12	6-9	2-2	2 2 4	2 1	22	5	0	1	0 0	6	2 <sup>nd</sup> FG%	15-28	53.6%	
24 Kerwin Walton	G 07:45	0-1	0-1	0-0	0 2 2	1 0	0	0	0	0	0 0	-7	3PT%	5-12	41.7%	
1 Kevin Overton	25:00	2-6	0-3	1-2	0 4 4	3 1	5	0	1	0	0 0	8	FT%	5-10	50%	
33 Federico Federiko	23:57	2-5	0-0	0-0	4 3 7	3 1	4	1	2	0	1 0	14	GM FG%	26-58	44.8%	
4 Christian Anderson	20:24	1-7	0-5	0-0	0 1 1	3 0	2	2	2	2 0	0 -1		3PT%	10-28	35.7%	
Team					4 2 6	0	0									
Totals		26-58	10-28	10-16	14 25 39	19 13	72	12	9	5	1 2	5	Dead Ball Rebounds: 1.0			
Technical Fouls:NONE																

BYU - 67		Record: 10-4 (1-2)														
NO. Name	Min	FG M-A	3P M-A	FT M-A	Rebounds OR DR TOT	Fouls PF FD	TP	AS	TO	ST	Blocks BS BA	+/-	Shooting By Period			
6 Kanon Catchings	F 18:45	2-4	0-2	2-4	1 1 2	2 2	6	0	0	0	0 0	12	1 <sup>st</sup> FG%	13-28	46.4%	
13 Keba Keita	C 16:43	1-3	0-0	0-2	3 7 10	3 1	2	1	0	1	0 1	-9	3PT%	2-11	18.2%	
3 Egor Demin	G 29:07	4-12	1-5	3-4	0 4 4	1 3	12	6	2	2	0 0	2	FT%	6-12	50%	
15 Richie Saunders	G 27:54	2-4	0-2	2-2	2 0 2	1 3	6	3	1	2	1 0	-17	2 <sup>nd</sup> FG%	12-29	41.4%	
30 Dalin Hall	G 28:50	2-6	1-5	1-2	0 3 3	1 2	6	1	3	1	0 0	-13	3PT%	3-12	25.0%	
0 Mawot Mag	20:31	5-9	1-4	0-0	3 2 5	2 0	11	1	0	1	0 0	-11	FT%	6-9	66.7%	
21 Trevin Knell	21:07	2-6	0-3	0-2	0 2 2	1 4	4	1	0	0	1 0	0	GM FG%	25-57	43.9%	
25 Dawson Baker	12:47	1-2	1-1	0-0	0 1 1	1 0	3	0	1	0	0 0	8	3PT%	5-23	21.7%	
45 Fousseyni Traore	23:30	5-10	0-0	4-5	2 3 5	1 4	14	0	1	0	0 0	2	FT%	12-21	57.1%	
1 Trey Stewart	00:46	1-1	1-1	0-0	0 0 0	0 0	3	0	0	0	0 0	1	Dead Ball Rebounds: 3.0			
Team					2 0 2	0	0									
Totals		25-57	5-23	12-21	13 23 36	13 19	67	13	8	7	2 1	-5				
Technical Fouls:NONE																

		TTU	BYU	Points from		TTU	BYU	Period by Period Scoring			
Biggest lead		8 (2 <sup>nd</sup> 0:15)	5 (2 <sup>nd</sup> 8:20)	Turnovers		12	11	1st	2nd	TOT	
Best Scoring Run		6 (2 <sup>nd</sup> 13:49)	7 (2 <sup>nd</sup> 11:26)	Paint		30	40	TTU	32	40	72
Lead Changes		15		Second Chance		7	18				
Times Tied		10		Fast Breaks		12	8	BYU	34	33	67
Time with Lead		16:13	19:09	Bench		11	35				



2024-25 OVERALL STATS

Game Records

Record	Overall	Home	Away	Neutral
ALL GAMES	10-4	8-1	0-2	2-1
CONFERENCE	1-2	1-1	0-1	0-0
NON-CONFERENCE	9-2	7-0	0-1	2-1

Score by Periods

Team	1st	2nd	OT	TOT
BYU	562	570	8	1140
Opponents	429	478	19	926

Team Box Score

No.	Player	Total					3-Point		F-Throw		Rebounds													
		GP-GS	MIN	AVG	FG-FGA	FG%	3FG-3FGA	3FG%	FT-FTA	FT%	OFF	DEF	TOT	AVG	PF	DQ	A	TO	BLK	STL	PTS	AVG		
15	SAUNDERS, Richie	13-13	329:44	25.4	62-124	.500	25-63	.397	19-27	.704	11	38	49	3.8	18	0	16	11	7	18	168	12.9		
3	DEMIN, Egor	11-11	318:22	28.9	44-101	.436	16-52	.308	21-31	.677	6	42	48	4.4	10	0	66	29	6	18	125	11.4		
6	CATCHINGS, Kanon	14-14	347:33	24.8	53-130	.408	26-80	.325	14-29	.483	17	30	47	3.4	19	0	18	14	11	10	146	10.4		
45	TRAORE, Fousseyni	14-1	269:58	19.3	56-90	.622	1-3	.333	29-34	.853	33	58	91	6.5	21	0	28	18	8	4	142	10.1		
21	KNELL, Trevin	14-7	285:20	20.4	44-88	.500	30-68	.441	21-28	.750	8	27	35	2.5	27	0	11	9	1	11	139	9.9		
25	BAKER, Dawson	14-0	264:30	18.9	45-96	.469	18-49	.367	12-17	.706	7	23	30	2.1	19	0	25	18	0	9	120	8.6		
30	HALL, Dallin	10-10	268:37	26.9	22-58	.379	13-38	.342	13-17	.765	10	20	30	3.0	15	1	38	18	0	7	70	7.0		
13	KEITA, Keba	13-13	254:06	19.5	38-61	.623	0-0	.000	12-29	.414	40	71	111	8.5	27	0	14	12	9	7	88	6.8		
0	MAG, Mawot	12-1	136:18	11.4	20-37	.541	6-16	.375	9-10	.900	10	7	17	1.4	20	0	5	3	3	7	55	4.6		
5	BOSKOVIC, Mihailo	12-0	176:41	14.7	16-43	.372	6-26	.231	13-16	.813	5	22	27	2.3	8	0	6	13	3	5	51	4.3		
2	CRAWFORD, Elijah	12-0	93:39	7.8	6-21	.286	1-8	.125	5-7	.714	5	8	13	1.1	15	0	12	6	0	6	18	1.5		
51	MCGREGOR, Jared	4-0	05:56	1.5	1-4	.250	1-4	.250	1-2	.500	0	0	0	0.0	0	0	1	0	0	0	4	1.0		
4	KOZLOWSKI, Brody	8-0	28:16	3.5	2-4	.500	2-4	.500	2-2	1.000	0	4	4	0.5	1	0	0	1	0	1	8	1.0		
1	STEWART, Trey	8-0	32:03	4.0	2-4	.500	2-4	.500	0-0	.000	1	1	2	0.3	4	0	1	1	0	3	6	0.8		
12	TRIPPLE, Townsend	4-0	05:29	1.4	0-0	.000	0-0	.000	0-0	.000	0	1	1	0.3	1	0	0	0	1	0	0	0.0		
20	TRIPLETT, Max	6-0	08:29	1.4	0-1	.000	0-0	.000	0-0	.000	3	3	6	1.0	1	0	1	0	1	0	0	0.0		
Team											24	27	51					9						
Total		14	2825		411-862	.477	147-415	.354	171-249	.687	180	382	562	40.1	206	1	242	162	50	106	1140	81.4		
Opponents		14	2825		322-778	.414	129-368	.351	153-215	.712	107	313	420	30.0	232	3	172	184	30	86	926	66.1		

Team Statistics

	BYU	OPP
Scoring	1140	926
Points per game	81.4	66.1
Scoring margin	+15.3	-
Field goals-att	411-862	322-778
Field goal pct	.477	.414
3 point fg-att	147-415	129-368
3-point FG pct	.354	.351
3-pt FG made per game	10.5	9.2
Free throws-att	171-249	153-215
Free throw pct	.687	.712
F-Throws made per game	12.2	10.9
Rebounds	562	420
Rebounds per game	40.1	30.0
Rebounding margin	+10.1	-
Assists	242	172
Assists per game	17.3	12.3
Turnovers	162	184
Turnovers per game	11.6	13.1
Turnover margin	+1.6	-
Assist/turnover ratio	1.5	0.9
Steals	106	86
Steals per game	7.6	6.1
Blocks	50	30
Blocks per game	3.6	2.1
Winning streak	0	-
Home win streak	0	-
Attendance	150248	19040
Home games-Avg/Game	9-16694	2-9520
Neutral site-Avg/Game	-	3-6406

Team Results

Date	Opponent		Score	Att.
11/05/2024	Central Ark.	W	88-50	16941
11/08/2024	UC Riverside	W	86-80	17381
11/13/2024	Queens (NC)	W	99-55	16789
11/16/2024	Idaho	W	95-71	16456
11/23/2024	Mississippi Val.	W	87-43	16954
11/28/2024	vs Ole Miss	Lot	85-96	4000
11/29/2024	vs NC State	W	72-61	4000
12/03/2024	at Providence	L	64-83	12005
12/11/2024	Fresno St.	W	95-67	15950
12/14/2024	vs Wyoming	W	68-49	11217
12/20/2024	Florida A&M	W	103-57	15544
12/31/2024	Arizona St.	W	76-56	16926
01/04/2025	at Houston	L	55-86	7035
01/07/2025	Texas Tech	L	67-72	17307



Game Records

Record	Overall	Home	Away	Neutral
ALL GAMES	1-2	1-1	0-1	0-0
CONFERENCE	1-2	1-1	0-1	0-0
NON-CONFERENCE	0-0	0-0	0-0	0-0

Score by Periods

Team	1st	2nd	OT	TOT
BYU	87	111	0	198
Opponents	97	117	0	214

Team Box Score

No.	Player				Total		3-Point		F-Throw		Rebounds											
		GP-GS	MIN	AVG	FG-FGA	FG%	3FG-3FGA	3FG%	FT-FTA	FT%	OFF	DEF	TOT	AVG	PF	DQ	A	TO	BLK	STL	PTS	AVG
15	SAUNDERS, Richie	3-3	80:29	26.8	16-30	.533	7-18	.389	6-8	.750	4	6	10	3.3	2	0	5	3	2	4	45	15.0
6	CATCHINGS, Kanon	3-3	67:08	22.4	8-18	.444	4-12	.333	3-6	.500	3	3	6	2.0	6	0	1	1	2	2	23	7.7
21	KNELL, Trevin	3-0	53:31	17.8	6-14	.429	4-11	.364	4-7	.571	0	5	5	1.7	6	0	1	1	1	0	20	6.7
45	TRAORE, Fousseyni	3-0	60:38	20.2	7-16	.438	0-0	.000	5-8	.625	4	11	15	5.0	1	0	4	6	0	1	19	6.3
3	DEMIN, Egor	3-3	85:25	28.5	7-26	.269	1-13	.077	4-6	.667	0	11	11	3.7	2	0	20	10	0	5	19	6.3
13	KEITA, Keba	3-3	58:04	19.4	8-15	.533	0-0	.000	1-3	.333	9	12	21	7.0	7	0	1	1	2	1	17	5.7
25	BAKER, Dawson	3-0	51:46	17.3	6-16	.375	1-8	.125	3-4	.750	0	5	5	1.7	5	0	6	5	0	2	16	5.3
30	HALL, Dallin	3-3	78:16	26.1	4-10	.400	3-8	.375	5-6	.833	3	4	7	2.3	3	0	4	7	0	3	16	5.3
0	MAG, Mawot	3-0	35:51	12.0	7-14	.500	1-5	.200	0-0	.000	3	2	5	1.7	5	0	1	2	0	3	15	5.0
5	BOSKOVIC, Mihailo	1-0	12:35	12.6	1-2	.500	1-2	.500	2-2	1.000	0	2	2	2.0	0	0	1	0	0	0	5	5.0
1	STEWART, Trey	3-0	05:59	2.0	1-1	1.000	1-1	1.000	0-0	.000	0	0	0	0.0	1	0	0	0	0	1	3	1.0
2	CRAWFORD, Elijah	2-0	04:10	2.1	0-0	.000	0-0	.000	0-0	.000	0	0	0	0.0	1	0	0	0	0	0	0	0.0
4	KOZLOWSKI, Brody	2-0	05:10	2.6	0-1	.000	0-1	.000	0-0	.000	0	0	0	0.0	0	0	0	0	0	0	0	0.0
20	TRIPLETT, Max	1-0	00:58	1.0	0-0	.000	0-0	.000	0-0	.000	0	0	0	0.0	0	0	0	0	0	0	0	0.0
Team											7	4	11					1				
Total		3	600		71-163	.436	23-79	.291	33-50	.660	33	65	98	32.7	39	0	44	37	7	22	198	66.0
Opponents		3	600		76-174	.437	32-91	.352	30-42	.714	40	64	104	34.7	48	1	38	33	8	24	214	71.3

Team Statistics

	BYU	OPP
Scoring	198	214
Points per game	66.0	71.3
Scoring margin	-5.3	-
Field goals-att	71-163	76-174
Field goal pct	.436	.437
3 point fg-att	23-79	32-91
3-point FG pct	.291	.352
3-pt FG made per game	7.7	10.7
Free throws-att	33-50	30-42
Free throw pct	.660	.714
F-Throws made per game	11.0	10.0
Rebounds	98	104
Rebounds per game	32.7	34.7
Rebounding margin	-2.0	-
Assists	44	38
Assists per game	14.7	12.7
Turnovers	37	33
Turnovers per game	12.3	11.0
Turnover margin	-1.3	-
Assist/turnover ratio	1.2	1.2
Steals	22	24
Steals per game	7.3	8.0
Blocks	7	8
Blocks per game	2.3	2.7
Winning streak	0	-
Home win streak	0	-
Attendance	34233	7035
Home games-Avg/Game	2-17117	1-7035
Neutral site-Avg/Game	-	0-0

Team Results

Date	Opponent		Score	Att.
12/31/2024	Arizona St.	W	76-56	16926
01/04/2025	at Houston	L	55-86	7035
01/07/2025	Texas Tech	L	67-72	17307



2024-25 HOME STATS

Game Records

Record	Overall	Home	Away	Neutral
ALL GAMES	8-1	8-1	0-0	0-0
CONFERENCE	1-1	1-1	0-0	0-0
NON-CONFERENCE	7-0	7-0	0-0	0-0

Score by Periods

Team	1st	2nd	OT	TOT
BYU	392	404	0	796
Opponents	253	298	0	551

Team Box Score

No.	Player				Total		3-Point		F-Throw		Rebounds													
		GP-GS	MIN	AVG	FG-FGA	FG%	3FG-3FGA	3FG%	FT-FTA	FT%	OFF	DEF	TOT	AVG	PF	DQ	A	TO	BLK	STL	PTS	AVG		
15	SAUNDERS, Richie	8-8	220:16	27.5	47-87	.540	19-44	.432	8-14	.571	9	27	36	4.5	9	0	14	7	7	11	121	15.1		
3	DEMIN, Egor	7-7	206:24	29.5	35-65	.538	14-33	.424	8-14	.571	2	26	28	4.0	3	0	49	18	4	16	92	13.1		
6	CATCHINGS, Kanon	9-9	220:46	24.5	39-91	.429	17-58	.293	10-19	.526	7	24	31	3.4	7	0	13	9	8	9	105	11.7		
45	TRAORE, Fousseyni	9-1	179:30	19.9	40-61	.656	1-3	.333	18-22	.818	27	42	69	7.7	12	0	19	11	7	3	99	11.0		
21	KNELL, Trevin	9-6	187:22	20.8	27-59	.458	17-44	.386	17-24	.708	7	23	30	3.3	13	0	8	8	1	9	88	9.8		
30	HALL, Dallin	5-5	132:13	26.4	15-34	.441	10-24	.417	6-9	.667	5	13	18	3.6	4	0	21	7	0	5	46	9.2		
25	BAKER, Dawson	9-0	163:33	18.2	29-57	.509	13-33	.394	9-12	.750	3	10	13	1.4	10	0	20	9	0	6	80	8.9		
13	KEITA, Keba	8-8	150:35	18.8	28-37	.757	0-0	.000	9-21	.429	26	52	78	9.8	16	0	9	10	6	5	65	8.1		
0	MAG, Mawot	8-1	97:04	12.1	15-30	.500	3-12	.250	7-8	.875	8	4	12	1.5	15	0	4	2	2	5	40	5.0		
5	BOSKOVIC, Mihailo	7-0	108:55	15.6	11-29	.379	2-16	.125	7-9	.778	1	16	17	2.4	6	0	4	8	3	5	31	4.4		
1	STEWART, Trey	4-0	19:16	4.8	2-2	1.000	2-2	1.000	0-0	.000	0	1	1	0.3	3	0	1	1	0	2	6	1.5		
2	CRAWFORD, Elijah	8-0	72:47	9.1	4-16	.250	0-6	.000	3-5	.600	5	7	12	1.5	13	0	12	6	0	6	11	1.4		
51	MCGREGOR, Jared	3-0	05:16	1.8	1-4	.250	1-4	.250	1-2	.500	0	0	0	0.0	0	0	1	0	0	0	4	1.3		
4	KOZLOWSKI, Brody	6-0	23:24	3.9	2-3	.667	2-3	.667	2-2	1.000	0	4	4	0.7	1	0	0	1	0	1	8	1.3		
12	TRIPPLE, Townsend	3-0	04:49	1.6	0-0	.000	0-0	.000	0-0	.000	0	0	0	0.0	0	0	0	0	1	0	0	0.0		
20	TRIPPLETT, Max	5-0	07:50	1.6	0-1	.000	0-0	.000	0-0	.000	3	3	6	1.2	1	0	1	0	1	0	0	0.0		
Team											18	14	32				1							
Total		9	1800		295-576	.512	101-282	.358	105-161	.652	121	266	387	43.0	113	0	176	98	40	83	796	88.4		
Opponents		9	1800		196-508	.386	81-248	.327	78-115	.678	65	190	255	28.3	143	0	115	131	15	58	551	61.2		

Team Statistics

	BYU	OPP
Scoring	796	551
Points per game	88.4	61.2
Scoring margin	+27.2	-
Field goals-att	295-576	196-508
Field goal pct	.512	.386
3 point fg-att	101-282	81-248
3-point FG pct	.358	.327
3-pt FG made per game	11.2	9.0
Free throws-att	105-161	78-115
Free throw pct	.652	.678
F-Throws made per game	11.7	8.7
Rebounds	387	255
Rebounds per game	43.0	28.3
Rebounding margin	+14.7	-
Assists	176	115
Assists per game	19.6	12.8
Turnovers	98	131
Turnovers per game	10.9	14.6
Turnover margin	+3.7	-
Assist/turnover ratio	1.8	0.9
Steals	83	58
Steals per game	9.2	6.4
Blocks	40	15
Blocks per game	4.4	1.7
Winning streak	0	-
Home win streak	0	-
Attendance	150248	0
Home games-Avg/Game	9-16694	0-0
Neutral site-Avg/Game	-	0-0

Team Results

Date	Opponent		Score	Att.
11/05/2024	Central Ark.	W	88-50	16941
11/08/2024	UC Riverside	W	86-80	17381
11/13/2024	Queens (NC)	W	99-55	16789
11/16/2024	Idaho	W	95-71	16456
11/23/2024	Mississippi Val.	W	87-43	16954
12/11/2024	Fresno St.	W	95-67	15950
12/20/2024	Florida A&M	W	103-57	15544
12/31/2024	Arizona St.	W	76-56	16926
01/07/2025	Texas Tech	L	67-72	17307





2024-25 AWAY STATS

Game Records

Record	Overall	Home	Away	Neutral
ALL GAMES	0-2	0-0	0-2	0-0
CONFERENCE	0-1	0-0	0-1	0-0
NON-CONFERENCE	0-1	0-0	0-1	0-0

Score by Periods

Team	1st	2nd	OT	TOT
BYU	56	63	0	119
Opponents	85	84	0	169

Team Box Score

No.	Player				Total		3-Point		F-Throw		Rebounds											
		GP-GS	MIN	AVG	FG-FGA	FG%	3FG-3FGA	3FG%	FT-FTA	FT%	OFF	DEF	TOT	AVG	PF	DQ	A	TO	BLK	STL	PTS	AVG
21	KNELL, Trevin	2-0	31:42	15.9	7-10	.700	7-10	.700	0-0	.000	0	1	1	0.5	6	0	0	0	0	0	21	10.5
25	BAKER, Dawson	2-0	40:59	20.5	9-18	.500	2-6	.333	0-1	.000	2	3	5	2.5	3	0	1	2	0	2	20	10.0
15	SAUNDERS, Richie	2-2	47:57	24.0	6-16	.375	2-9	.222	2-3	.667	0	5	5	2.5	4	0	1	2	0	3	16	8.0
13	KEITA, Keba	2-2	41:29	20.7	7-16	.438	0-0	.000	1-4	.250	9	2	11	5.5	4	0	0	0	1	1	15	7.5
45	TRAORE, Fousseyni	2-0	33:16	16.6	4-11	.364	0-0	.000	1-2	.500	2	6	8	4.0	2	0	4	3	0	0	9	4.5
30	HALL, Dallin	2-2	50:08	25.1	2-7	.286	1-4	.250	4-4	1.000	1	1	2	1.0	7	1	4	5	0	0	9	4.5
3	DEMIN, Egor	2-2	47:49	23.9	1-16	.063	0-8	.000	7-8	.875	0	6	6	3.0	1	0	9	4	0	1	9	4.5
6	CATCHINGS, Kanon	2-2	48:15	24.1	3-13	.231	2-7	.286	1-3	.333	7	2	9	4.5	3	0	3	1	2	1	9	4.5
5	BOSKOVIC, Mihailo	2-0	26:12	13.1	1-4	.250	1-3	.333	2-3	.667	2	2	4	2.0	0	0	1	0	0	0	5	2.5
0	MAG, Mawot	2-0	14:56	7.5	1-2	.500	0-0	.000	2-2	1.000	1	0	1	0.5	4	0	0	1	0	1	4	2.0
2	CRAWFORD, Elijah	2-0	06:28	3.2	0-2	.000	0-0	.000	2-2	1.000	0	1	1	0.5	0	0	0	0	0	0	2	1.0
1	STEWART, Trey	2-0	06:38	3.3	0-1	.000	0-1	.000	0-0	.000	0	0	0	0.0	0	0	0	0	0	1	0	0.0
4	KOZLOWSKI, Brody	1-0	04:12	4.2	0-1	.000	0-1	.000	0-0	.000	0	0	0	0.0	0	0	0	0	0	0	0	0.0
Team											4	6	10					2				
Total		2	400		41-117	.350	15-49	.306	22-32	.688	28	35	63	31.5	34	1	23	20	3	10	119	59.5
Opponents		2	400		54-101	.535	28-56	.500	33-42	.786	17	52	69	34.5	36	1	27	21	9	12	169	84.5

Team Statistics

	BYU	OPP
Scoring	119	169
Points per game	59.5	84.5
Scoring margin	-25.0	-
Field goals-att	41-117	54-101
Field goal pct	.350	.535
3 point fg-att	15-49	28-56
3-point FG pct	.306	.500
3-pt FG made per game	7.5	14.0
Free throws-att	22-32	33-42
Free throw pct	.688	.786
F-Throws made per game	11.0	16.5
Rebounds	63	69
Rebounds per game	31.5	34.5
Rebounding margin	-3.0	-
Assists	23	27
Assists per game	11.5	13.5
Turnovers	20	21
Turnovers per game	10.0	10.5
Turnover margin	+0.5	-
Assist/turnover ratio	1.2	1.3
Steals	10	12
Steals per game	5.0	6.0
Blocks	3	9
Blocks per game	1.5	4.5
Winning streak	0	-
Home win streak	0	-
Attendance	0	19040
Home games-Avg/Game	0-0	2-9520
Neutral site-Avg/Game	-	0-0

Team Results

Date	Opponent		Score	Att.
12/03/2024	at Providence	L	64-83	12005
01/04/2025	at Houston	L	55-86	7035



2024-25 NEUTRAL STATS

Game Records

Record	Overall	Home	Away	Neutral
ALL GAMES	2-1	0-0	0-0	2-1
CONFERENCE	0-0	0-0	0-0	0-0
NON-CONFERENCE	2-1	0-0	0-0	2-1

Score by Periods

Team	1st	2nd	OT	TOT
BYU	114	103	8	225
Opponents	91	96	19	206

Team Box Score

No.	Player				Total		3-Point		F-Throw		Rebounds													
		GP-GS	MIN	AVG	FG-FGA	FG%	3FG-3FGA	3FG%	FT-FTA	FT%	OFF	DEF	TOT	AVG	PF	DQ	A	TO	BLK	STL	PTS	AVG		
3	DEMIN, Egor	2-2	64:10	32.1	8-20	.400	2-11	.182	6-9	.667	4	10	14	7.0	6	0	8	7	2	1	24	12.0		
45	TRAORE, Fousseyni	3-0	57:12	19.1	12-18	.667	0-0	.000	10-10	1.000	4	10	14	4.7	7	0	5	4	1	1	34	11.3		
6	CATCHINGS, Kanon	3-3	78:32	26.2	11-26	.423	7-15	.467	3-7	.429	3	4	7	2.3	9	0	2	4	1	0	32	10.7		
15	SAUNDERS, Richie	3-3	61:31	20.5	9-21	.429	4-10	.400	9-10	.900	2	6	8	2.7	5	0	1	2	0	4	31	10.3		
21	KNELL, Trevin	3-1	66:16	22.1	10-19	.526	6-14	.429	4-4	1.000	1	3	4	1.3	8	0	3	1	0	2	30	10.0		
25	BAKER, Dawson	3-0	59:58	20.0	7-21	.333	3-10	.300	3-4	.750	2	10	12	4.0	6	0	4	7	0	1	20	6.7		
0	MAG, Mawot	2-0	24:18	12.2	4-5	.800	3-4	.750	0-0	.000	1	3	4	2.0	1	0	1	0	1	1	11	5.5		
30	HALL, Dallin	3-3	86:15	28.7	5-17	.294	2-10	.200	3-4	.750	4	6	10	3.3	4	0	13	6	0	2	15	5.0		
5	BOSKOVIC, Mihailo	3-0	41:34	13.9	4-10	.400	3-7	.429	4-4	1.000	2	4	6	2.0	2	0	1	5	0	0	15	5.0		
13	KEITA, Keba	3-3	62:02	20.7	3-8	.375	0-0	.000	2-4	.500	5	17	22	7.3	7	0	5	2	2	1	8	2.7		
2	CRAWFORD, Elijah	2-0	14:23	7.2	2-3	.667	1-2	.500	0-0	.000	0	0	0	0.0	2	0	0	0	0	0	5	2.5		
1	STEWART, Trey	2-0	06:10	3.1	0-1	.000	0-1	.000	0-0	.000	1	0	1	0.5	1	0	0	0	0	0	0	0.0		
51	MCGREGOR, Jared	1-0	00:40	0.7	0-0	.000	0-0	.000	0-0	.000	0	0	0	0.0	0	0	0	0	0	0	0	0.0		
12	TRIPPLE, Townsend	1-0	00:40	0.7	0-0	.000	0-0	.000	0-0	.000	0	1	1	1.0	1	0	0	0	0	0	0	0.0		
4	KOZLOWSKI, Brody	1-0	00:40	0.7	0-0	.000	0-0	.000	0-0	.000	0	0	0	0.0	0	0	0	0	0	0	0	0.0		
20	TRIPLETT, Max	1-0	00:40	0.7	0-0	.000	0-0	.000	0-0	.000	0	0	0	0.0	0	0	0	0	0	0	0	0.0		
Team											2	7	9				6							
Total		3	625		75-169	.444	31-84	.369	44-56	.786	31	81	112	37.3	59	0	43	44	7	13	225	75.0		
Opponents		3	625		72-169	.426	20-64	.313	42-58	.724	25	71	96	32.0	53	2	30	32	6	16	206	68.7		

Team Statistics

	BYU	OPP
Scoring	225	206
Points per game	75.0	68.7
Scoring margin	+6.3	-
Field goals-att	75-169	72-169
Field goal pct	.444	.426
3 point fg-att	31-84	20-64
3-point FG pct	.369	.313
3-pt FG made per game	10.3	6.7
Free throws-att	44-56	42-58
Free throw pct	.786	.724
F-Throws made per game	14.7	14.0
Rebounds	112	96
Rebounds per game	37.3	32.0
Rebounding margin	+5.3	-
Assists	43	30
Assists per game	14.3	10.0
Turnovers	44	32
Turnovers per game	14.7	10.7
Turnover margin	-4.0	-
Assist/turnover ratio	1.0	0.9
Steals	13	16
Steals per game	4.3	5.3
Blocks	7	6
Blocks per game	2.3	2.0
Winning streak	2	-
Home win streak	0	-
Attendance	0	0
Home games-Avg/Game	0-0	0-0
Neutral site-Avg/Game	-	3-6406

Team Results

Date	Opponent		Score	Att.
11/28/2024	vs Ole Miss	Lot	85-96	4000
11/29/2024	vs NC State	W	72-61	4000
12/14/2024	vs Wyoming	W	68-49	11217



0  
1  
2  
3  
4  
5  
6  
7  
12



**MAWOT  
MAG**

Forward | 6-7 | Senior  
Melbourne, Australia  
Prolific Prep/Rutgers

muh-WIT

	PTS	REB	AST	FG%	3FG%	FT%	MIN
SEA	4.6	1.4	0.4	.541	.375	.900	11.4
TCU	0.0	0.0	0.0	.000	.000	.000	0.0
BIG 12	5.0	1.7	0.3	.500	.200	.000	12.0
CAR	5.4	2.9	0.7	.451	.278	.722	17.0

LAST GAME vs. Texas Tech (Jan. 7, 2025)

PTS	REB	AST	STL	BLK	MIN
11	5	1	1	0	21

Season-high 11 points in win over Wyoming... tied a career-high with three 3-pointers... spent four seasons at Rutgers... appeared in 80 games including 41 starts... scored 440 points... shooting 44.3 percent from the field, 26.3 percent from three and 70.7 percent from the free throw line... scored in double figures 17 times (12-5) including nine times during his final season in New Jersey... recorded first and only double-double against Iowa on Jan. 6, 2024... finished with 24 points and 10 rebounds against the Hawkeyes, including a career-high five offensive rebounds... born in Sudan, then moved to Melbourne, Australia at two years old...

	PTS	REB	AST	STL	BLK	MIN
Season High	11	5	1 (5x)	1 (7x)	1 (3x)	23
Career High	24	10	4 (2x)	3 (3x)	2 (3x)	38



**TREY  
STEWART**

Guard | 6-2 | Senior  
American Fork, Utah  
American Fork High School

	PTS	REB	AST	FG%	3FG%	FT%	MIN
SEA	0.8	0.3	0.1	.500	.500	.000	4.0
TCU	0.0	0.0	0.0	.000	.000	.000	4.0
BIG 12	0.5	0.6	0.3	.500	.333	.000	4.3
CAR	1.5	1.2	0.8	.321	.188	.550	8.1

LAST GAME vs. Texas Tech (Jan. 7, 2025)

PTS	REB	AST	STL	BLK	MIN
3	0	0	0	0	1

NABC Honors Court (2024)... Academic All-Big 12 First Team (2024)... WCC All-Academic Honorable Mention (2023)... WCC Commissioner's Honor Roll - Bronze (2022, 2023)... appeared in 64 games including four starts during three year career at BYU... appeared in 26 games as a junior including first career start in season opening win over Houston Christian... also scored a career-high 10 points against the Huskies... had three or more assists four times... multiple steals in three games including career-high three in win over Denver... owner of Default Happiness... has made custom clothing for Dwayne Wade, Jordan Clarkson, Puka Nacua...

	PTS	REB	AST	STL	BLK	MIN
Season High	3 (2x)	1	1	2	0	9
Career High	10	6	8	4	2 (5x)	23



**ELIJAH  
CRAWFORD**

Guard | 6-2 | Freshman  
Augusta, Georgia  
Brewster Academy

	PTS	REB	AST	FG%	3FG%	FT%	MIN
SEA	1.5	1.1	1.0	.286	.125	.714	7.8
TCU	0.0	0.0	0.0	.000	.000	.000	0.0
BIG 12	0.0	0.0	0.0	.000	.000	.000	2.1
CAR	1.5	1.1	1.0	.286	.125	.714	7.8

LAST GAME at No. 14 Houston (Jan. 4, 2025)

PTS	REB	AST	STL	BLK	MIN
0	0	0	0	0	3

Scored a career-high five points in win over Wyoming... prepped at Brewster Academy... named MaxPreps.com New Hampshire Player of the Year as a senior... ranked No. 96 in ESPN 100... four-star recruit (247Sports, On3, ESPN)... averaged 12.0 points, 4.3 assists, 3.4 rebounds and 1.6 steals per game as a senior... shot 46.0 percent from the field, 40.0 percent from three and 90.0 percent from the free throw line... helped Augusta Christian win the state title as a sophomore... 15U EYBL Peach Jam Champion... cousin, Vontege Cummings, played at Pitta and overseas...

	PTS	REB	AST	STL	BLK	MIN
Season High	5	4 (2x)	4 (2x)	2 (2x)	0	16
Career High	5	4 (2x)	4 (2x)	2 (2x)	0	16



**EGOR  
DEMIN**

Guard | 6-9 | Freshman  
Moscow, Russia  
Real Madrid

yay-GORE di-min

	PTS	REB	AST	FG%	3FG%	FT%	MIN
SEA	11.4	4.4	6.0	.436	.308	.677	28.9
TCU	0.0	0.0	0.0	.000	.000	.000	0.0
BIG 12	6.3	3.7	6.7	.269	.077	.667	28.5
CAR	11.4	4.4	6.0	.436	.308	.677	28.9

LAST GAME vs. Texas Tech (Jan. 7, 2025)

PTS	REB	AST	STL	BLK	MIN
12	4	6	2	0	29

Big 12 Newcomer of the Week (Nov. 11, Nov. 18)... dished out a BYU debut record 11 assists in win over Central Arkansas... his 11 assists are also tied for the fourth-most by a freshman... one of two Big 12 freshmen to have 10+ points and 10+ assists in a season opener (Oklahoma's Trae Young)... ranked as 89th best player in college basketball according to ESPN... named one of 25 impact freshmen by College Hoops Today... first five-star recruit in program history (247Sports)... 22nd youngest player in NCAA Division I men's basketball... spent three years at Real Madrid... helped them win back-to-back Adidas Next Generation Tournament titles...

	PTS	REB	AST	STL	BLK	MIN
Season High	20	11	11	4	3	37
Career High	20	11	11	4	3	37



**BRODY  
KOZLOWSKI**

Forward | 6-8 | Freshman  
Draper, Utah  
Corner Canyon High School

cause-LOU-ski

	PTS	REB	AST	FG%	3FG%	FT%	MIN
SEA	1.0	0.5	0.0	.500	.500	1.000	3.5
TCU	0.0	0.0	0.0	.000	.000	.000	0.0
BIG 12	0.0	0.0	0.0	.000	.000	.000	2.6
CAR	1.0	0.5	0.0	.500	.500	1.000	3.5

LAST GAME at No. 14 Houston (Jan. 4, 2025)

PTS	REB	AST	STL	BLK	MIN
0	0	0	0	0	4

Scored career-high eight points in win over Florida A&M... knocked down two 3-pointers... prepped at Corner Canyon High School... valedictorian... four-star recruit (ESPN, rivals.com)... No. 94 player in ESPN 100... McDonald's All-American nominee... two-time Utah 6A Player of the Year... averaged 24.0 points and 8.6 rebounds per game as a senior... recorded four double-doubles including 29-point, 16-rebound performance against Copper Hills... averaged 16.9 points and 10.9 rebounds per game as a junior... named MaxPreps Utah Player of the Year... Adidas All-American... helped Utah Prospects win Adidas 17U... originally signed with USC prior to joining BYU...

	PTS	REB	AST	STL	BLK	MIN
Season High	8	3	0	1	0	13
Career High	8	3	0	1	0	13



**MIHAILO  
BOSKOVIC**

Forward | 6-10 | Junior  
Uzice, Serbia  
Igodea m:tel

mi-HIGH-low boss-KOW-vick

	PTS	REB	AST	FG%	3FG%	FT%	MIN
SEA	4.3	2.3	0.5	.372	.231	.813	14.7
TCU	0.0	0.0	0.0	.000	.000	.000	0.0
BIG 12	5.0	2.0	1.0	.500	.500	1.000	12.6
CAR	4.3	2.3	0.5	.372	.231	.813	14.7

LAST GAME at No. 14 Houston (Jan. 4, 2025)

PTS	REB	AST	STL	BLK	MIN
5	2	1	0	0	13

Made collegiate debut in win over Central Arkansas... finished with 11 points and two blocks in 19 minutes off the bench... 2022 FIBA U20 European Champion, Division B Most Valuable Player... averaged 12.3 points, 6.6 rebounds, 2.1 assists and a block per game helping the Serbia go undefeated and claim title... joined BYU in summer after spending last season with KK Igodea m:tel in Bosnia's top league... spent two seasons at KK Dynamic of the Serbian KLS... appeared in 28 games including 26 starts in 2022-23... averaged 13.1 points, 5.9 rebounds, 1.5 blocks and 1.2 assists per game...

	PTS	REB	AST	STL	BLK	MIN
Season High	11	5	2 (2x)	1 (4x)	2	20
Career High	11	5	2 (2x)	1 (4x)	2	20



**KANON  
CATCHINGS**

Forward | 6-9 | Freshman  
Brownsburg, Indiana  
Overtime Elite

Cannon

	PTS	REB	AST	FG%	3FG%	FT%	MIN
SEA	10.4	3.4	1.3	.408	.325	.483	24.8
TCU	0.0	0.0	0.0	.000	.000	.000	0.0
BIG 12	7.7	2.0	0.3	.444	.333	.500	22.4
CAR	10.4	3.4	1.3	.408	.325	.483	24.8

LAST GAME vs. Texas Tech (Jan. 7, 2025)

PTS	REB	AST	STL	BLK	MIN
6	2	0	0	0	19

10th most 3-point field attempts by freshman in program history... scored career-high 21 points in win over Florida A&M... four-star recruit (ESPN, 247Sports, On3)... No. 35 player in ESPN Top 100... attended Damian Lillard's Formula Zero during the summer... first player from Indiana to play for Overtime Elite... averaged 14.4 points and 5.7 rebounds per game with OTE's Cold Hearts... prepped at Brownsburg High School... averaged 17.5 points and 4.8 rebounds per game as a junior... Mother, Tajuja, played college basketball at Illinois... two-time All-American...

	PTS	REB	AST	STL	BLK	MIN
Season High	21	7	3 (3x)	2 (2x)	3	32
Career High	21	7	3 (3x)	2 (2x)	3	32



**KHADIM MBOUP**

Forward | 6-9 | Freshman  
Dakar, Senegal  
NBA Academy Africa

	PTS	REB	AST	FG%	3FG%	FT%	MIN
SEA	0.0	0.0	0.0	.000	.000	.000	0.0
TCU	0.0	0.0	0.0	.000	.000	.000	0.0
BIG 12	0.0	0.0	0.0	.000	.000	.000	0.0
CAR	0.0	0.0	0.0	.000	.000	.000	0.0

Joined team in December... spent three three years at Basketball Africa League (BAL)... played under current assistant coach Will Voigt... averaged 7.7 points and 5.7 rebounds per game for NBA Academy Africa in 2023 Road to BAL qualifying... ranked third in steals per game (2.5) at 2023 NBA Academy Games... also averaged 6.3 rebounds per contest...

	PTS	REB	AST	STL	BLK	MIN
Season High	0	0	0	0	0	0
Career High	0	0	0	0	0	0



**TOWNSEND TRIPPLE**

Forward | 6-8 | Sophomore  
Meridian, Idaho  
Rocky Mountain High School

	PTS	REB	AST	FG%	3FG%	FT%	MIN
SEA	0.0	0.3	0.0	.000	.000	.000	1.4
TCU	3.0	2.0	0.0	.500	.500	.000	8.0
BIG 12	1.5	1.0	0.0	.500	.500	.000	4.7
CAR	1.2	0.8	0.1	.500	.143	.900	3.0

LAST GAME vs. Florida A&M (Dec. 20, 2024)

PTS	REB	AST	STL	BLK	MIN
0	0	0	0	0	2

Made collegiate debut in season opener against Houston Christian... appeared in 14 of 34 games as a redshirt freshman... scored a career-high six points in win over Bellarmine... returned from two-year mission for the Church of Jesus Christ of Latter-Day Saints in Cordoba, Argentina during the summer... wore No. 24 as a true freshman in 2020-21... did not appear in a game... graduated from Rocky Mountain High School... averaged 15 points, 6.1 rebounds and 1.3 blocks as a senior... first team all-state... four-time All Academic... Eagle Scout... father, Trent, played football at Air Force... grandpa, Tony Tripple, played football at BYU...

	PTS	REB	AST	STL	BLK	MIN
Season High	0	1	0	0	1	2 (3x)
Career High	6	3 (2x)	1	1 (3x)	1	8



\* Only includes stats/career highs from games played at NCAA Division I level



13

**KEBA  
KEITA**Forward | 6-9 | Junior  
Bamako, Mali  
Wasatch Academy/Utah

kay-BUH kay-TAH

	PTS	REB	BLK	FG%	3FG%	FT%	MIN
SEA	6.8	8.5	0.8	.623	.000	.414	19.5
TCU	0.0	1.0	2.0	.000	.000	.000	12.0
<b>BIG 12</b>	5.7	7.0	0.7	.533	.000	.333	19.4
CAR	5.9	5.1	0.5	.612	.000	.508	14.2

**LAST GAME vs. Texas Tech (Jan. 7, 2025)**

PTS	REB	AST	STL	BLK	MIN
2	10	1	1	0	17

Began his collegiate career at Utah... appeared in 66 games including 13 starts during two seasons on The Hill... scored 382 points with 294 rebounds, 113 of those on the offensive glass, and 60 blocks... shot 61.0 percent from the field... scored in double figures 12 times... three double-doubles... double-digit rebounds four times... near consensus four-star recruit and Top 5 recruit in the state of Utah at Wasatch Academy... ESPN 100 recruit, No. 84... led NIBC in rebounding as a senior with 9.5 boards per game... NIBC Defensive Player of the Year... also attended American Heritage High School...

	PTS	REB	AST	STL	BLK	MIN
<b>Season High</b>	14	13	3 (3x)	1 (6x)	2 (2x)	22 (2x)
<b>Career High</b>	23	15	3 (4x)	3	3 (4x)	35

15

**RICHIE  
SAUNDERS**Guard | 6-5 | Junior  
Riverton, Utah  
Wasatch Academy

saw-N-ders

	PTS	REB	AST	FG%	3FG%	FT%	MIN
SEA	12.9	3.8	1.2	.500	.397	.704	25.4
TCU	11.0	7.0	2.0	.800	1.000	1.000	24.0
<b>BIG 12</b>	9.6	3.8	0.8	.507	.373	.697	21.6
CAR	8.5	3.4	1.0	.497	.366	.697	19.3


**LAST GAME vs. Texas Tech (Jan. 7, 2025)**

PTS	REB	AST	STL	BLK	MIN
6	2	3	2	1	28

Rady Children's Invitational All-Tournament Team... career-high 30 points in win over Arizona State... scored in double figures 28 times, seven of those coming in 2024-25... shot 77.5 percent at the rim in 2023-24... only committed FOUR turnovers in Big 12 play... scored 18 in BYU's comeback against Portland in the WCC Tournament... career-high nine rebounds in win over Nicholls on Nov. 19, 2022... married to former BYU women's basketball player Sierra Johnson... Prepved at Wasatch Academy with current teammate Fousseyni Traore... learning and speaks four languages (english, malagasy, spanish, french)...

	PTS	REB	AST	STL	BLK	MIN
<b>Season High</b>	30	8	3	4	3	33
<b>Career High</b>	30	9	4 (3x)	4	3	33 (2x)

20

**MAX  
TRIPLETT**Forward | 6-9 | Junior  
Huntsville, Utah  
Weber High School/Snow College

	PTS	REB	AST	FG%	3FG%	FT%	MIN
SEA	0.0	1.0	0.2	.000	.000	.000	1.4
TCU	0.0	0.0	0.0	.000	.000	.000	0.0
<b>BIG 12</b>	0.0	0.0	0.0	.000	.000	.000	1.0
CAR	0.0	1.0	0.2	.000	.000	.000	1.4

**LAST GAME vs. Arizona State (Dec. 31, 2024)**

PTS	REB	AST	STL	BLK	MIN
0	0	0	0	0	1

Made BYU debut in win over Queens... NCAA Academic All-American (2023, 2024)... All-Scenic West Second Team (2024)... Snow College Male Athlete of the Year (2024)... Scenic West Athletic Conference Player of the Week... spent two years at Snow College playing for former BYU assistant coach Andrew May... appeared in 57 games including 31 starts during time in Ephraim... averaged 9.8 points and 5.4 rebounds per game... shot 58.6 percent from the field, 25.0 percent from three and 62.9 percent from the free throw line... scored in double 27 times including seven games with 20-plus...

	PTS	REB	AST	STL	BLK	MIN
<b>Season High</b>	0	3	1	0	1	3
<b>Career High</b>	0	3	1	0	1	3

21

**TREVIN  
KNELL**Guard | 6-5 | Senior  
North Salt Lake, Utah  
Woods Cross High School

truh-WIN NELL

	PTS	REB	AST	FG%	3FG%	FT%	MIN
SEA	9.9	2.5	0.8	.500	.441	.750	20.4
TCU	20.0	2.0	1.0	.538	.400	1.000	21.0
<b>BIG 12</b>	10.0	2.8	0.9	.422	.362	.755	23.9
CAR	7.1	2.1	0.9	.442	.394	.729	18.1

**LAST GAME vs. Texas Tech (Jan. 7, 2025)**

PTS	REB	AST	STL	BLK	MIN
4	2	1	0	1	21

Two-time WCC All-Academic... NABC Honor Court... career-high 27 points in Big 12 opener against Cincinnati... went 9-of-14 from 3-point range... tied for the second-most 3-pointers in a single game in program history... tied for most 3-pointers in a game at the Marriott Center... 18th in program history in winning percentage... 15th in program history in 3-point field goal percentage... 7th most made 3-pointers made in program history... 12th most wins in program history... missed 2022-23 season due to shoulder injury suffered during summer workouts... served two-year mission in Uruguay... married to Tatum Knell, who owns a bridal boutique...

	PTS	REB	AST	STL	BLK	MIN
<b>Season High</b>	22	10	2 (3x)	3	1	28
<b>Career High</b>	27	10	5	3 (2x)	1 (8x)	34

25

**DAWSON  
BAKER**Guard | 6-4 | Redshirt Junior  
Coto De Caza, California  
Capistrano Valley High School/UC Irvine

	PTS	REB	AST	FG%	3FG%	FT%	MIN
SEA	8.6	2.1	1.8	.469	.367	.706	18.9
TCU	0.0	0.0	0.0	.000	.000	.000	0.0
<b>BIG 12</b>	4.0	1.3	1.5	.375	.125	.750	13.8
CAR	11.9	2.5	1.3	.464	.370	.786	24.3

**LAST GAME vs. Texas Tech (Jan. 7, 2025)**

PTS	REB	AST	STL	BLK	MIN
3	1	0	0	0	13

Scored a season-high 22 points in win over Queens... scored over 1,000 points during three-year career at UC Irvine... appeared in 79 games including 71 starts... 2021 Big West Freshman of the Year... scored in double figures 55 times including 32 times last season... one career double-double... 17-point, 10 rebounds against Hawaii on January 19, 2023... brother, Dusty, played at Weber State... brother, Davis, played at Southern Utah earning All-Summit League honors... served mission for Church of Jesus Christ of Latter-Day Saints in Micronesia, Guam... married to Maddy Weeks in the summer of 2024...

	PTS	REB	AST	STL	BLK	MIN
<b>Season High</b>	22	5	5	2	0	30
<b>Career High</b>	33	10	6	4 (2x)	1 (8x)	36

30

**DALLIN  
HALL**Guard | 6-4 | Junior  
Plain City, Utah  
Fremont High School

DALIN

	PTS	REB	AST	FG%	3FG%	FT%	MIN
SEA	7.0	3.0	3.8	.379	.342	.765	26.9
TCU	12.0	6.0	7.0	.571	.600	.333	35.0
<b>BIG 12</b>	8.5	4.1	4.9	.396	.337	.667	31.1
CAR	8.0	2.7	4.1	.413	.359	.645	25.2

**LAST GAME vs. Texas Tech (Jan. 7, 2025)**

PTS	REB	AST	STL	BLK	MIN
6	3	1	1	0	29

All-Big 12 Honorable Mention... ranks SIXTH in program history in career assists per game... ranks SECOND in career assist-to-turnover ratio... one of 15 players in nation with 12:1 assist-to-turnover ratio in a game in 2023-24... scored in double figures 26 times including career-high 23 against Saint Mary's... WCC All-Freshman Team... 6th most assist by freshman in program history... was first freshman to lead team in assists since Matt Carlino in 2011-12... 18th most assist in the nation among freshman... 3-star recruit by 247Sports... Rated as No. 67 point guard in Class of 2020 by 247Sports Composite... Utah Gatorade Player of the Year as a senior...

	PTS	REB	AST	STL	BLK	MIN
<b>Season High</b>	14	5 (2x)	7	2	0	31
<b>Career High</b>	23	7	12	4	1 (3x)	36 (2x)

45

**FOUSSEYNI  
TRAORE**Forward | 6-6 | Senior  
Bamako, Mali  
Wasatch Academy

fouss-SAY-nay try-OR-ay

	PTS	REB	BLK	FG%	3FG%	FT%	MIN
SEA	10.1	6.5	0.6	.622	.333	.853	19.3
TCU	21.0	7.0	1.0	.727	.000	.625	23.0
<b>BIG 12</b>	10.2	5.1	0.7	.611	.000	.667	17.5
CAR	11.0	7.2	0.9	.608	.333	.754	22.1

**LAST GAME vs. Texas Tech (Jan. 7, 2025)**

PTS	REB	AST	STL	BLK	MIN
14	5	0	0	0	24

7-foot-2 wingspan... All-Big 12 Honorable Mention... career-high 29 points in win over Idaho... went Marriott Center record 11-of-12 from the field... WCC 2nd team all-conference... WCC all-academic... 2022-23 CSC academic all-district... Program record holder in career field goal percentage all-time and conference play... scored in double figures 60 times... scored 20-plus seven times... BYU is 15-5 when he records a double-double... led BYU in rebounding 51 times... 26 games with 10 or more rebounds... Fousse Foundation is currently building an all sports court in Mali...

	PTS	REB	AST	STL	BLK	MIN
<b>Season High</b>	29	12	5 (2x)	2	2 (2x)	25
<b>Career High</b>	29	19	5 (5x)	3 (2x)	4	37

51

**JARED  
MCGREGOR**Guard | 6-3 | Junior  
Saratoga Springs, Utah  
Westlake High School

	PTS	REB	AST	FG%	3FG%	FT%	MIN
SEA	1.0	0.0	0.3	.333	.333	.000	1.5
TCU	0.0	0.0	0.0	.000	.000	.000	1.0
<b>BIG 12</b>	0.0	0.0	0.0	.000	.000	.000	1.3
CAR	0.8	0.1	0.1	.333	.385	.500	1.6

**LAST GAME vs. Florida A&M (Dec. 20, 2024)**

PTS	REB	AST	STL	BLK	MIN
4	0	0	0	0	2

2-of-6 from 3-point range in 2023-24... appeared in career-high 10 games in 2023-24... made first collegiate 3-pointer in BYU's win over Western Oregon... spent the 2021-22 season as a manager... second Team All-Region honors as a senior at Westlake High School... Played in Utah 6A All-Star Game... Holds multiple school records... his late father, Mark, was an All-American swimmer at BYU... served a mission for the Church of Jesus Christ of Latter-Day Saints in Spokane, Wash... has traveled to China (2x), Australia and Mali... enjoys snowmobiling...

	PTS	REB	AST	STL	BLK	MIN
<b>Season High</b>	4	0	1	0	0	2 (3x)
<b>Career High</b>	6	2	1 (2x)	0	0	3 (2x)

HC

**KEVIN  
YOUNG**1st Season at BYU  
Atlanta, Georgia  
Clayton State, 2004

	GAMES	W	L	HOME	AWAY	NEUTRAL
TCU	0	0	0	0-0	0-0	0-0
<b>BIG 12</b>	3	1	2	1-1	0-1	0-0
<b>NON-CONF</b>	11	9	2	7-0	0-1	2-1
CAR	14	10	4	8-1	0-2	2-1

10th head coach in program history to win first game in charge... largest margin of victory among those coaches (33 points)... fourth-fastest head coach to win 10 games... named the 19th head coach in BYU men's basketball program history on April 16, 2024... no stranger to the highest level of basketball, Young was one of the most sought after assistants in the latest NBA hiring cycle before choosing to come to BYU... prior to returning to the college game for the first time since working under Dick Hunsaker at Utah Valley, Young was on staff for the Phoenix Suns for four years including the last three as an associate head coach... He helped the organization reach the playoffs every year including a run to the NBA Finals in 2020-21... Young was pulling double duty in the spring of 2024 as he was still helping the Suns during their run in the NBA Playoffs while putting together a coaching staff and recruiting... Born in Salt Lake City, Utah, Young grew up in Marietta, Georgia attending Sprayberry High School... Young is married to Melissa (Bailey) Young and they have two sons and a daughter...

\* Only includes stats/career highs from games played at NCAA Division I level

