BYU MEN'S BASKETBALL

31 NCAA TOURNAMENT APPEARANCES | 1 ELITE EIGHT | 27 ALL-AMERICANS | 2 NAISMITH AWARD WINNERS | 2 NAISMITH HALL OF FAME INDUCTEES

OKLAHOMA STATE

Date: January 14, 2025
Time: 7 p.m. MT
Location: Provo, Utah
Venue: Marriott Center
Television: ESPN+
Talent: Ted Emrich, Tim Welsh
Radio: BYU Sports Network
Talent: Greg Wrubell, Mark Durrant
BYU Radio Sirius XM 143
KSL 102.7/1160 AM

SCHEDULE/RESULTS

OVERALL: 10-5 | **BIG 12:** 1-3 | **STREAK:** L3
HOME: 8-1 | **AWAY:** 0-3 | **NEUTRAL:** 2-1

NOVEMBER				
Tue.	5	Central Arkansas	7 p.m.	W, 88-50
Fri.	8	UC Riverside	7 p.m.	W, 86-80
Wed.	13	Queens	7 p.m.	W, 99-55
Sat.	16	Idaho	1 p.m.	W, 95-71
Sat.	23	Mississippi Valley State	7 p.m.	W, 87-43
Thu.	28	vs. No. 23 Ole Miss!	2:30 p.m.	L, 85-96 (OT)
Fri.	29	vs. NC State!	12:30 p.m.	W, 72-61
DECEMBER				
Tue.	3	at Providence#	8:30 p.m.	L, 64-83
Wed.	11	Fresno State	7 p.m.	W, 95-67
Sat.	14	vs. Wyoming ^	7 p.m.	W, 68-49
Fri.	20	Florida A&M	7 p.m.	W, 103-57
Tue.	31	Arizona State*	2 p.m.	W, 76-56
JANUARY				
Sat.	4	at No. 14 Houston*	1 p.m.	L, 55-86
Tue.	7	Texas Tech*	7 p.m.	L, 67-72
Sat.	11	at TCU*	1 p.m.	L, 67-71
Tue.	14	Oklahoma State*	7 p.m.	ESPN+
Sat.	18	at Utah*	7 p.m.	ESPN+
Tue.	21	at Colorado*	9 p.m.	ESPNU
Sat.	25	Cincinnati*	8 p.m.	ESPN2
Tue.	28	No. 25 Baylor*	7 p.m.	ESPN/2
FEBRUARY				
Sat.	1	at UCF*	4 p.m.	ESPN+
Tue.	4	Arizona*	9 p.m.	ESPN/2
Sat.	8	at Cincinnati*	6 p.m.	ESPN2
Tue.	11	at West Virginia*	7 p.m.	CBSSN
Sat.	15	Kansas State*	7 p.m.	ESPN+
Tue.	18	No. 9 Kansas*	7 p.m.	ESPN/2
Sat.	22	at Arizona*	6/8 p.m.	ESPN/2
Wed.	26	at Arizona State*	7:30 p.m.	ESPN+
MARCH				
Sat.	1	West Virginia*	8 p.m.	ESPN/2/U
Tue.	4	at No. 2 Iowa State*	7 p.m.	ESPN/2/U
Sat.	8	Utah*	8:30 p.m.	ESPN/2/U

* Denotes Big 12 Game
! Rady Children's Invitational (San Diego, Calif.)
\# Big 12-BIG EAST Battle
^ Played at Delta Center (Salt Lake City, Utah)
@ Phillips 66 Big 12 Men's Basketball Championship (Kansas City, Mo.)

All Times Local to Site and Subject to Change
Rankings Reflect the Newest AP Top 25 Poll
Home Games played at the Marriott Center

BYU ATHLETIC COMMUNICATIONS

Director of Communications/MBB Contact: Tyson Jex
Email: tyson_jex@byu.edu
Cell: 801-648-4922

BYU BASKETBALL WITH Kevin Young

Every Thursday at 6:30 p.m. MT on BYUtv and ESPN+.

TIPOFF

BYU looks to end its three-game losing streak on Thursday, Jan. 14, when the Cougars host Oklahoma State at the Marriott Center. Tip is scheduled for 7 p.m. MT.

Tuesday's game can be found on ESPN+ with Ted Emrich and Tim Welsh on the call. It will also be broadcast live on BYU Radio Sirius XM 143, KSL 102.7/1160 AM and BYURadio.org/BYU Radio app with Greg Wrubell and Mark Durrant.

HOWDY PARTNER

Thursday will be the 10th all-time meeting between the two schools and third since BYU joined the Blg 12 last season. The Cougars are 5-4 all-time against the Cowboys including a 2-1 record at the Marriott Center.

Fousseyni Traore was one of three Cougars to score in double figures in their 85-71 victory over the Cowboys in their last trip to the Marriott Center, March 9, 2024. The junior finished with a team-high 19 points off the bench going 8-of-11 from the field and 3-of-6 from the free throw line to go along with five rebounds and two blocks.

CONTROL WHAT YOU CAN CONTROL

BYU fell to 10-5 overall and 0-3 on the road this season with a 71-67 setback to TCU on Saturday afternoon at Ed and Rae Schollmaier Arena in Fort Worth, Texas. The loss ended a 17-game win streak for the Cougars that dated back to 1999.

In another back-and-forth battle that featured 17 lead changes and 12 ties, BYU shot 47.8 percent from the field, 37.5 percent from three and 73.7 percent from the free throw line. The Cougars dominated the boards against the Horned Frogs, 35-24, but saw 16 turnovers turn into 17 points for the home side. TCU also turned those turnovers into 13 more shots than the Cougars.

Richie Saunders was the only Cougar to score in double figures as the junior finished with a game-high 26 points, going 9-of-13 from the field, 5-of-7 from three and 3-of-4 from the charity stripe. It was just the second time in seven games that BYU lost when Saunders led the Cougars in scoring.

Dallin Hall was the only other Cougar to knock down multiple 3-pointers as the junior went 2-of-4 from beyond the arc to go along with a team-high six assists and only one turnover. **Keba Keita** and **Fousseyni Traore** each had a game-high seven rebounds while **Mawot Mag** tied a career-high with two blocks.

BYU		OSU
10-5	**Overall**	9-6
1-3 (Big 12)	**Conference**	1-3 (Big 12)
NR	**AP Poll**	NR
NR	**Coaches Poll**	NR
47th	**KenPom**	108th
48th	**NET**	115th
Kevin Young	**Head Coach**	Steve Lutz
1st	**Experience**	1st (4th)
10-5	**Record**	9-6 (78-41)
13.9 (Richie Saunders)	**Top Scorer**	12.6 (M. Avery/A. Ousmane)
8.4 (Keba Keita)	**Top Rebounder**	5.8 (Abou Ousmane)
5.8 (Egor Demin)	**Top Assists**	2.9 (Khalil Brantley)
80.5	**Scoring Offense**	73.7
66.5	**Scoring Defense**	73.3
+14.0	**Scoring Margin**	+0.4
.477	**Field Goal Percentage**	.420
.415	**Field Goal Percentage Defense**	.467
.355	**3PT Field Goal Percentage**	.317
.352	**3PT Field Goal Percentage Defense**	.354
10.4	**3-Pointers Per Game**	6.5
.690	**Free Throw Percentage**	.728
39.8	**Rebounds Per Game**	37.4
12.5	**Offensive Rebounds Per Game**	12.9
27.3	**Defensive Rebounds Per Game**	24.5
+10.2	**Rebound Margin**	+4.9
17.2	**Assists Per Game**	12.2
11.9	**Turnovers**	12.9
+0.8	**Turnover Margin**	+2.5
7.2	**Steals Per Game**	9.1
3.5	**Blocks Per Game**	2.9

PROBABLE STARTERS

3

EGOR DEMIN 6-9 | FRESHMAN | MOSCOW, RUSSIA | REAL MADRID

	Season Statistics										Career Statistics									
	GP-GS	MIN/G	FG%	3FG%	FT%	R/G	A/G	STL	BLK	PTS/G	GP-GS	MIN/G	FG%	3FG%	FT%	R/G	A/G	STL	BLK	PTS/G
Home	7-7	29.5	.441	.417	.667	3.6	7.0	5	0	9.2	7-7	29.5	.441	.417	.667	3.6	4.2	5	0	9.2
Away	3-3	25.3	.167	.000	.818	2.7	4.3	1	0	5.7	3-3	25.3	.167	.000	.818	2.7	4.3	1	0	5.7
Neutral	2-2	32.1	.400	.182	.667	7.0	4.0	1	2	12.0	2-2	32.1	.400	.182	.667	7.0	4.0	1	2	12.0
Total	12-12	28.9	.431	.291	.676	4.2	5.8	18	6	11.1	12-12	28.9	.431	.291	.676	4.2	5.8	18	6	11.1

6

KANON CATCHINGS 6-9 | FRESHMAN | BROWNSBURG, INDIANA | OVERTIME ELITE

	Season Statistics										Career Statistics									
	GP-GS	MIN/G	FG%	3FG%	FT%	R/G	A/G	STL	BLK	PTS/G	GP-GS	MIN/G	FG%	3FG%	FT%	R/G	A/G	STL	BLK	PTS/G
Home	9-9	24.5	.419	.293	.526	3.4	1.4	9	8	11.7	9-9	24.5	.419	.293	.526	3.4	1.4	9	8	11.7
Away	3-3	19.1	.286	.286	.400	3.7	1.0	2	2	4.0	3-3	19.1	.286	.286	.400	3.7	1.0	2	2	4.0
Neutral	3-3	26.2	.423	.467	.429	2.3	0.7	0	1	10.7	3-3	26.2	.423	.467	.429	2.3	0.7	0	1	10.7
Total	15-15	23.8	.412	.325	.484	3.3	1.2	11	11	9.9	15-15	23.8	.412	.325	.484	3.3	1.2	11	11	9.9

13

KEBA KEITA 6-8 | JUNIOR | BAMAKO, MALI | UTAH

	Season Statistics										Career Statistics									
	GP-GS	MIN/G	FG%	3FG%	FT%	R/G	A/G	STL	BLK	PTS/G	GP-GS	MIN/G	FG%	3FG%	FT%	R/G	A/G	STL	BLK	PTS/G
Home	8-8	18.8	.757	.000	.429	9.8	1.1	5	6	8.1	43-15	14.8	.654	.000	.523	5.8	0.6	24	39	7.5
Away	3-3	20.3	.500	.000	.250	6.0	0.0	1	2	6.3	25-9	14.6	.528	.000	.500	4.2	0.3	21	22	4.4
Neutral	3-3	20.7	.375	.000	.500	7.3	1.7	1	2	2.7	12-3	13.6	.594	.000	.417	4.8	0.6	7	9	3.6
Total	14-14	19.5	.635	.000	.414	8.4	1.0	7	10	6.6	80-27	14.6	.614	.000	.508	5.2	0.5	52	70	5.9

15

RICHIE SAUNDERS 6-5 | JUNIOR | RIVERTON, UTAH | WASATCH ACADEMY

	Season Statistics										Career Statistics									
	GP-GS	MIN/G	FG%	3FG%	FT%	R/G	A/G	STL	BLK	PTS/G	GP-GS	MIN/G	FG%	3FG%	FT%	R/G	A/G	STL	BLK	PTS/G
Home	8-8	27.5	.540	.432	.571	4.5	1.8	11	7	15.1	42-10	19.9	.514	.353	.645	3.5	1.2	34	14	8.9
Away	3-3	28.0	.517	.438	.714	3.7	0.3	3	0	14.0	22-4	18.7	.500	.439	.700	3.1	0.5	17	2	8.0
Neutral	3-3	20.5	.429	.400	.900	2.7	0.3	4	0	10.3	18-3	20.2	.474	.351	.806	3.3	1.2	14	6	8.7
Total	14-14	26.1	.518	.429	.710	3.9	1.1	18	7	13.9	82-17	19.6	.502	.372	.703	3.4	1.0	65	22	8.6

21

TREVIN KNELL 6-5 | SENIOR | NORTH SALT LAKE, UTAH | WOODS CROSS HS

	Season Statistics										Career Statistics									
	GP-GS	MIN/G	FG%	3FG%	FT%	R/G	A/G	STL	BLK	PTS/G	GP-GS	MIN/G	FG%	3FG%	FT%	R/G	A/G	STL	BLK	PTS/G
Home	9-6	20.8	.458	.386	.708	3.3	0.9	9	1	9.8	64-32	18.7	.443	.398	.708	2.3	1.2	30	4	7.8
Away	3-1	17.1	.533	.533	1.000	0.3	0.7	0	0	8.7	38-17	17.6	.409	.361	.786	2.0	0.7	15	3	5.7
Neutral	3-1	22.1	.526	.429	1.000	1.3	1.0	2	0	10.0	27-11	17.7	.475	.417	.760	1.9	0.7	7	1	7.1
Total	15-8	20.3	.484	.425	.767	2.3	0.9	11	1	9.6	129-60	18.1	.440	.392	.732	2.1	0.9	52	8	7.1

BYU QUICK FACTS

University Information
Location: Provo, Utah 84602
Elevation: 4,553 feet
Enrollment: 35,743
Founded: October 16, 1875
Owned: The Church of Jesus Christ of Latter Day Saints
Nickname: Cougars
Mascot: Cosmo the Cougar
Colors: Blue and White
Arena (capacity): Marriott Center (17,978)
Conference: Big 12
BYU President: C. Shane Reese (BYU, 1994)
Athletics Director: Tom Holmoe (BYU, 1983)
Athletic Website: BYUcougars.com

2024-25 Preview
Lettermen Returning/Lost: 8/7
Newcomers: 8
Starters Returning/Lost: 2/3
Returning Scoring: 49.6% (1,374 of 2,768)
Returning Rebounding: 42.6% (572 of 1,343)
Returning Assists: 51.7% (325 of 629)
Returning Blocks: 30.7% (31 of 101)
Returning Steals: 57.4% (116 of 202)
Returning Minutes: 49.0% (3,333 of 6,800)

BYU History
First Year of Basketball: 1903
All-Time On-Court Record: 1,948-1153 (.628)
All-Time Adjusted Record: 1,900-1151 (.622)
Winning Seasons: 97/95 (last 2023-24)
Regular Season Conference Championships: 29 (last 2010-11)
Postseason Appearances (record): 45/43 (33-44/30-42)*
Total NCAA Appearances (record): 31 (15-34)
Last NCAA Appearance: 2024
First Round: L vs. No. 11 seed Duquesne
Total NIT Appearances (Record): 15/13 20-13/17-11)*
Last NIT Appearance: 2022
Quarterfinal: L vs. No. 3 Washington State, 77-58
*On court record/official adjusted record

Media Relations
Men's Basketball Contact: Tyson Jex
Cell Phone: 801-648-4922
Email: Tyson_jex@byu.edu

HEY RICHIE YOU'RE SO FINE

With his 26-point performance on Saturday, **Richie Saunders** has now scored 20-plus three times this season, one more than he had scored in his first two seasons in Provo combined. The junior enters the third week of league play averaging a team-high 13.9 points per game while shooting 51.8 percent from the field, 42.9 percent from three and 71.0 percent from the free throw line. He also ranks fourth on the team in offensive rebounds with 13 giving him 83 for his career.

ALL TOGETHER NOW

BYU's two 1,000-point scorers, **Dawson Baker** and **Fousseyni Traore**, come off the bench for a team that ranks third in the Big 12 and 31st in the nation in bench points per game. The Cougars second unit is averaging 30.4 points per game this season and are 9-3 when they outscore the opponent.

Player	Career High	Opponent (Date)
Dawson Baker*	33	vs. UC San Diego (2/23/23)
Richie Saunders	30	vs. Arizona State (12/31/24)
Fousseyni Traore	29	vs. Idaho (11/16/24)
Trevin Knell	27	vs. Cincinnati (1/5/24)
Mawot Mag!	24	at Iowa (1/9/24)
Dallin Hall	23	vs. Saint Mary's (1/28/23)
Keba Keita ^	23	vs. Southern Utah (12/5/23)
Kanon Catchings	21	vs. Florida A&M (12/20/24)
Egor Demin	20	vs. UC Riverside (11/8/24)

* at UC Irvine ! at Rutgers ^ at Utah

BYU has nine players on the roster, four of those that come off the bench, who have scored 20 or more points against NCAA Division I competition. You could add Max Triplett to the list if you included JUCO opponents as the junior did it eight times as a sophomore at Snow College.

MR. LONELY

Following Saturday's setback to TCU, BYU is now 0-3 on the season when only one player scores in double figures, all three of those losses coming on the road. Their last win came against Arizona State (77-49) on Nov. 23, 2023 in the opening round of the Vegas Showdown.

FIND THE RANGE

Since knocking down 10 3-pointers in the win over Arizona State, BYU is 22-of-71 from 3-point range (31.0 percent) including a season-low 21.7 percent performance in the loss to Texas Tech.

FOUSS ON THE LOOSE

Fousseyni Traore scored in double figures in four straight games in November including a career-high 29 in a win over Idaho but has only eclipsed 10 points once over the past eight games. During that stretch, Traore is shooting 51.2 percent from the field, close to 10 percent lower than his career average. He is also averaging 5.4 rebounds, nearly two less than he has averaged during his 107 appearances at BYU.

The senior is one of seven NCAA Division I men's basketball players to be shooting over 60.0 percent from the field (minimum 400 field goals made) as he is shooting a program record 60.7 percent from the field.

Rk	Name, School	FG	FGA	Pct
1	Ryan Kalkbrenner, Creighton	817	1236	.661
2	Kelton Talford, Winthrop	604	942	.641
3	Oumar Ballo, Indiana	572	879	.651
4	Max Brooks, UMass Lowell	567	887	.639
5	Vladislav Goldin, Michigan	558	883	.632
6	**Fousseyni Traore, BYU**	**460**	**758**	**.607**
7	AJ Braun, California Baptist	421	691	.609

***Minimum 400 FG Made**

CAN I GET SOME HELP?

Good news is **Richie Saunders** is averaging 17.8 points per game in Big 12 play this season which ranks him fifth in the league. Bad news is that no other Cougar is averaging more than 6.8. Saunders along with Arizona's Caleb Love are the only two players in the league to score 30 or more this season.

In fact, BYU has eight players who have appeared in all four Big 12 games that are averaging between 5.0 and 6.8 points per game. The junior is also shooting 48.0 percent from 3-point range while the rest of the squad is 20-of-78 from beyond the arc (25.6 percent).

VINTAGE DALLIN

Dallin Hall bounced back with six assists and one turnover on Saturday at TCU after only recording one assist and six turnovers in the losses to Houston and Texas Tech.

The junior's 324 career assists are the 16th most in program history ad 105th most among active NCAA Division I men's basketball players.

Rk	Name, Years	G	Ast	Avg
15	Steve Craig, 1975-76, 78-81	112	329	2.9
16	**Dallin Hall, 2022-present**	**79**	**324**	**4.1**

Hall also ranks second in program history in assist-to-turnover ratio with 324 assists to only 134 turnovers in 79 games as a Cougar.

Rk	Name, Years	A	TO	A:TO
1	Marty Perry, 1982-85	299	117	2.56:1
2	**Dallin Hall, 2022-present**	**324**	**134**	**2.41:1**
3	Nathan Call, 1986-88, 90-92	528	236	2.24:1
4	Scott Runia, 1976-80	405	185	2.19:1
5	Kevin Santiago, 1988-90	193	90	2.14:1

***Minimum 50 Games Played and 3.0 APG**

MARRIOTT CENTER MAGIC

The Cougars are 8-1 this season and 647-155 all-time at the Marriott Center. They have won 10 or more games at the Marriott Center in 19 consecutive seasons including 16 last season in their first year in the Big 12.

MORE FOUSS FACTS

Following his five-point performance on Saturday at TCU, **Fousseyni Traore** moved up to 36th on the all-time scoring list passing Randy Reid, son of former BYU head coach Roger Reid.

Rk	Name, Years	G	Pts
33	Noah Hartsock, 2008-12	134	1,191
34	Elwood Romney, 1929-33	110	1,189
35	Joe Richey, 1950-53	89	1,177
36	**Fousseyni Traore, 2021-present**	**107**	**1,173**

The senior also ranks 16th on the all-time rebound list, four away from passing Bruce Burton into 15th. He is 27 boards away from becoming the 13th player in program history with 800 rebounds.

Rk	Name, Years	G	Reb	Avg
12	Mark Handy, 1973-77	96	801	8.3
13	Nate Austin, 2011-16	153	792	5.2
14	Nick Mateljan, 1951-55	87	789	9.1
15	Bruce Burton, 1960-63	78	776	9.9
16	**Fousseyni Traore, 2021-present**	**107**	**773**	**7.2**

Traore ranks third in offensive rebounds in program history trailing only current Director of Basketball Operations Nate Austin and former All-American Kyle Collinsworth.

Rk	Name, Years	G	OReb	Avg
1	Kyle Collinsworth, 2010-11, 13-16	140	307	2.2
2	Nate Austin, 2011-16	153	289	1.9
3	**Fousseyni Traore, 2021-present**	**107**	**269**	**2.5**

WENT ON A RUN

BYU went on a 14-0 run in the setback to TCU on Saturday marking the first time in Big 12 play that the Cougars went on a double digit run after doing it eight times in non-conference play.

MAKING NOISE

With the No. 1 recruit in the country, AJ Dybantsa, signing with the Cougars on the final day of the early signing period, BYU moved up to No. 11 in 247Sports Recruiting rankings. Dybantsa was the third player to sign for the Cougars in the Class of the 2025 joining four-star prospects Xavion Staton and Chamberlain Burgess.

Since being named the head coach in April, **Kevin Young** has signed the top-three-rated high school prospects in program history and four of the top seven.

ON THE RANGE

As mentioned on the front page, BYU is 5-4 all-time against the Cowboys including victories in both of OSU's trips to the Marriott Center (2024, 1972).

BYU vs. Oklahoma State All-Time Series

Date	Location	Result
March 9, 2024	Provo	W, 85-71
Feb. 17, 2024	Stillwater, Oklahoma	L, 83-93
Dec. 6, 2003	Salt Lake City, Utah	W, 76-71
Jan. 4, 2003*	Oklahoma City, Oklahoma	L,65-78
Nov. 23, 1994!	Anchorage, Alaska	W, 69-59
Dec. 13, 1972	Provo	W, 96-69
Dec. 15, 1971	Stillwater, Oklahoma	W, 84-74
Dec. 12, 1963	Provo	L, 64-71
Dec. 15, 1961	Stillwater, Oklahoma	L, 44-61

!Great Alaska Shootout *All-College Classic

A DEMIN A DOZEN

Egor Demin is one of four freshman in the country to be averaging over 5.0 assists per game as the native of Moscow, Russia has a team-high 70 assists in 12 appearances.

Name, School	G	Ast	Avg
Egor Demin, BYU	12	70	5.8
Boogie Fland, Arkansas	16	92	5.8
Kasparas Jakucionis, Illinois	14	76	5.4
Mekhi Conner, Sacred Heart	16	83	5.2

Following his four assist performance on Saturday, the 6-foot-9 guard now has three or more assists 11 times this season as he ranks second in the Big 12 in assists per game (5.8).

UNLOCK THE POTENTIAL

BYU is one of eight NCAA Division I men's basketball programs with two different freshman that have scored 20 or more at least once this season.

Player	School	Season High
Boogie Fland	Arkansas	24
Karter Knox	Arkansas	21
Robert Wright III	Baylor	22
V.J. Edgecombe	Baylor	20
Kanon Catchings	***BYU***	***21***
Egor Demin	***BYU***	***20***
Cooper Flagg	Duke	42
Kon Knueppel	Duke	22
Kasparas Jakucionis	Illinois	24
Tomislav Ivisic	Illinois	23
Dylan Harper	Rutgers	37
Ace Bailey	Rutgers	39
Donnie Freeman	Syracuse	24
Elijah Moore	Syracuse	24
Tre Johnson	Texas	29
Nic Codie	Texas	20

Demin scored in double figures in each of his first career games at BYU including a career-high 20 points against UC Riverside but has only scored 10-plus in two of his eight appearances. **Kanon Catchings** scored his career-high 21 points in BYU's win over Florida A&M, going 8-of-12 from the field, 4-of-7 from three and 1-of-2 from the free throw line.

CHASING 200

Trevin Knell was reinserted in to the starting lineup on Saturday, finishing with five points and two assists. The senior, who will be making his 130th career appearance on Tuesday, is five 3-pointers away from becoming the seventh player in program history with 200 or makes from behind the arc.

The native of North Salt Lake ranks 15th in program history in 3-point field goal percentage at 39.2 percent. **Richie Saunders** cracked the Top 20 as the junior ranks 20th at 37.25 percent.

ON YOUR MARK

Former BYU hoopster and radio analyst Mark Durrant has his name all over the record book including ranking fourth in consecutive games played as the Provo High School grad appeared in 128 straight games during his playing career that spanned from 1989-90 and 1992-95. **Trevin Knell** passed Durrant in career wins in BYU's win over Arizona State as the senior now has 91 victories. Durrant also ranks 10th in highest points per field goal attempt (1.50) with **Fousseyni Traore** just ahead in 8th (1.55).

UP NEXT

The Cougars head up to Salt Lake City on Saturday, Jan. 18, to face Utah at the Huntsman Center. Tip is scheduled for 7 p.m. MT.

BYU'S RECORD WHEN...

	2024-25	Streak	Notes
Against Non-conference opponents	9-2	W3	Won eight or more non-conference in 19 consecutive seasons
At Home	7-0	W20	20 consecutive non-conference wins at the Marriott Center; winners of 35 of last 37
On Road	0-1	L2	0-2 over the past two seasons in road non-conference games
At Neutral Sites	2-1	W2	4-1 in last two MTE's
Against Big 12 opponents	1-3	L3	Picked to finish 9th in the Big 12 Preseason Poll
At Home	1-1	L1	Seven straight victories prior to loss to Texas Tech on Jan. 7
On Road	0-2	L3	
At Neutral Sites	0-0	L1	Went 1-1 at 2024 Big 12 Championship
vs. AP Top-25 team	0-1	L4	Dropped two straight after wins over No. 11 Baylor and No. 7 Kansas
vs. AP Top-15 team	0-1	L2	
vs. AP Top 10 team	0-0	L1	Defeated No. 7 Kansas at Allen Field house on Feb. 27
vs. AP Top 5 team	0-0	L6	Lost six straight; last win over No. 2 Gonzaga (91-78) on Feb. 2020
as AP Top-25 team	0-0	L2	5-5 in their last 10 games as a ranked team
as AP Top-15 team	0-0	L1	3-3 in last six games
as AP Top 10 team	0-0	L1	went 2-1 at Mountain West Championship in 2011
as AP Top 5 team	0-0	W1	defeated Wyoming 102-78 on March 5, 2011
Leading at Half	10-3	L2	
Leading by 1-5 points	2-3	L2	Won 11 of last 14
Leading by 6-10	2-0	W5	Won 16 of 18 including 87-73 over UCF at Big 12 Championship
Leading by 11-15	1-0	W1	Won 20 of last 21 dating back to 2021-22 season
Leading by 16-20	1-0	W1	32-2 since the beginning of 2012-13 season
Leading by 21+	4-0	W26*	
Trailing at Half	0-2	L4	Overcame a 17-point halftime deficit to defeat TCU on March 2, 2024
Trailing by 1-5 points	0-0	L1	3-7 over last 10 games with lone home win against Nicholls (11/19/22)
Trailing by 6-10	0-0	L1	3-17 over last 20 with all three wins coming away from Provo
Trailing by 11-15	0-1	L3	2-4 over last six games
Trailing by 16-20	0-1	L2	Overcame 17-point halftime deficit against TCU last season
Tied at Half	0-0	L3	Last win was over Portland on New Year's Eve 2022
Leading with 5:00 left (regulation)	10-0	W38	Won 53 of last 55; last loss vs. Gonzaga on Feb. 12, 2023
Trailing or Tied with 5:00 left	0-5	L8	Last win at No. 7 Kansas on Feb. 27, 2024
In Overtime Games	0-0	L1	Last overtime win was a 79-75 win over Dayton on Nov. 25, 2022
BYU scores less than 60 points	0-1	L6	12-43 since 2000-01; last win against Saint Mary's on Jan 8, 2022
BYU scores between 60-69	1-3	L2	2-12 in last 14 games.
BYU scores between 70-79	2-0	W3	Winners of 5 of last 6; 8-3 over last 11
BYU scores between 80-89	3-1	L1	Won 13 of last 15
BYU scores between 90-99	3-0	W23	99-5 since 2000-01; last loss in regulation was to Ole Miss on March 17, 2015
BYU scores 100+ points	1-0	W8	28-3 since 2000-01 season
Opponent scores less than 60	6-0	W14	131-2 dating back to 2006-07 season; only losses are to Saint Mary's
Opponent scores between 60-69	2-0	W2	91-11 since 2012-13
Opponent scores between 70-79	1-2	L2	Won 7 of last 9
Opponent scores between 80-89	1-2	L2	3-7 in last 10; last win on the road was on Feb. 12, 2022 at Pepperdine (91-85)
Opponent scores between 90-99	0-1	L9	3-22 since 2000-01; Last win came against San Francisco (102-92) on Jan. 9, 2016
Opponent scores 100+	0-0	L8	2-8 since 2000-01; Last win came on Nov. 11, 2013 at Stanford (112-103)
Games decided by 3 points or less	0-0	W1	Defeated UCF 90-88 last season in only single possession game last season
Games decided by 4-9 points	1-2	L2	
Games decided by 10-19 points	2-2	W1	Went 6-5 last season in games decided by 10-19 points
Games decided by 20 or more points	7-1	L1	Had won 26 straight before setback to No. 14 Houston on Jan. 4
BYU shot 50% or better	7-0	W20	7-0 this season; last loss at San Francisco (Jan. 21, 2023)
Opponent shot 50% or better	1-1	L1	8-12 since 2021-22
BYU outshoots opponent	10-1	L1	Suffered first loss under Kevin Young at TCU on Jan. 11, 2025
Opponent outshoots BYU	0-4	L7	Last win came against No. 11 Baylor on Feb. 20
Teams shot equal FG percentage	0-0		
BYU makes 10 or more 3-pointers	8-1	W4	Won 22 of last 26
BYU makes 15 or more 3-pointers	3-0	W17	23-1 all-time; last loss came against Ole Miss on March 17, 2015
Opponent makes 10 or more 3-pointers	5-3	L2	
BYU outrebounds opponent	10-2	L1	9-1 in last 10
Opponent outrebounds BYU	0-3	L4	Defeated No. 7 Kansas on the road on Feb. 27 after being outrebounded 40-37
BYU, opponent tie in rebounds	0-0	W2	3-3 in last 6
BYU has a positive TO margin	7-2	L1	8-2 in last 10
BYU has a negative TO margin	3-3	L2	Had negative TO margin in two of three postseason games last season
BYU, opponent tie in TOs	0-0	L2	Last happened in setback to Oklahoma in their only meeting as Big 12 foes
One player in double figures	0-3	L3	All three losses this season have come on the road
Two players in double figures	2-0	W2	Lost four of six games
Three players in double figures	2-1	L1	6-4 in last 10 games
Four players in double figures	3-0	W3	15-3 in their last 18 including 3-0 record this season
Five players in double figures	2-1	W1	13-4 since 2021-22
Six players in double figures	1-0	W8	Has happened three times since the 2021-22 season
Coming off a win	7-3	L1	
Coming off a loss	2-2	L2	First back-to-back losses during Kevin Young Era
Two-plus days between games	8-5	L3	
One day between games	0-0	L5	
Playing the next day	1-0	W1	

*dates back to 2012-13 season

THE HOME OF COUGAR BASKETBALL

The Marriott Center is one of the best home court advantages in all of college basketball, with the Cougars ranking the Top 25 in attendance 45 times including three seasons at No. 1. As of Monday, Jan. 13, BYU ranks **SEVENTH** in the nation in total attendance and **SEVENTH** in average attendance with 16,618 fans per game. The Cougars are on pace to lead the Big 12 in attendance.

School	Games Played	Average Attendance
Kentucky	10	20,080
North Carolina	7	19,363
Tennessee	9	18,869
Arkansas	11	18,867
Creighton	9	17,088
Syracuse	9	17,079
BYU	**9**	**16,694**
Indiana	11	15,954

In 2023-24, BYU was one of two schools in the Big 12 and 11 schools in the NCAA Division I men's basketball to average over 15,000 fans per game as the Cougars draw 15,689 fans per contest. Only the Jayhawks of Kansas draw more fans at home games (16,300) than the Cougars do.

ROC, PAPER, SCISSORS. WE WIN.

BYU's student section, "The ROC", has played a significant impact on opposing teams free throw shooting percentage over the past five seasons.

1st Half

Year	FTA-FTM	Percentage
2019-20	68-96	69.8
2020-21*	55-76	72.4
2021-22	81-118	72.0
2022-23	71-103	72.0
2023-24	69-101	68.3
2024-25	35-49	71.4
Total	**382-543**	**70.3**
Total w/fans	**327-467**	**70.0**

2nd Half

Year	FTA-FTM	Percentage
2019-20	107-165	64.8
2020-21*	92-139	66.2
2021-22	105-171	61.4
2022-23	121-182	66.5
2023-24	130-190	68.4
2024-25	43-66	65.2
Total	**598-913**	**65.5**
Total w/fans	**506-774**	**65.4**

Total

Year	FTA-FTM	Percentage
2019-20	174-261	66.7
2020-21*	157-228	68.9
2021-22	190-289	65.7
2022-23	192-285	67.4
2023-24	199-291	68.4
2024-25	78-115	67.8
Total	**990-1469**	**67.4**
Total w/fans	**833-1241**	**67.1**

*no fans allowed due to COVID-19 pandemic

In their exhibition victory over Colorado Christian, "The Roc" was instrumental in the Cougars going 0-of-7 from the charity stripe in the second half.

GO FORTH AND SERVE

Eight players on the 2024-25 roster served two-year missions for the Church of Jesus Christ of Latter-day Saints. Dallin Hall, Richie Saunders and Trey Stewart were all called to serve out of the country but labored stateside due to the COVID-19 pandemic. Trevin Knell, Dawson Baker, Townsend Tripple and Max Triplett also invested two years of their lives teaching and serving throughout the world.

HEAR THE WEDDING BELLS

The Cougars have the most married players in the country with four: Richie (Sierra) Saunders, Max (Autumn) Triplett, Trevin (Tatum) Knell and Dawson (Maddy) Baker. Creighton, Hawaii and Utah State are the only other schools in the country with multiple married players.

DYNAMIC DUO

BYU's Greg Wrubell and Mark Durrant are in their 28th season calling men's basketball games. They are currently the fifth-longest tenured Division I radio broadcast duo trailing Wichita State's Mike Kennedy and Dave Dahl (45th), Providence's John Rooke and Joe Hassett (36th), LeMoyne's Chris Garanozio and Don Familo (33rd) and Baylor's John Morris and Pat Nunley (30th).

BIG 12 PRESEASON POLL

No.	School (First-place votes)	Points
1	Kansas (9)	215
2	Houston (5)	211
3	Iowa State (1)	194
4	Baylor	185
5	Arizona (1)	179
6	Cincinnati	140
7	Texas Tech	135
8	Kansas State	133
9	**BYU**	**116**
10	TCU	90
11	UCF	83
12	Arizona State	64
13	West Virginia	62
14	Oklahoma State	46
15	Colorado	37
16	Utah	30

Preseason All-Big 12 First Team
Hunter Dickinson, Kansas*
Caleb Love, Arizona
LJ Cryer, Houston
J'Wan Roberts, Houston
Tamin Lipsey, Iowa State
*unanimous selection

Preseason All-Big 12 Second Team
Norchard Omier, Baylor
Jeremy Roach, Baylor
Keshon Gilbert, Iowa State
Dajuan Harris Jr., Kansas
Coleman Hawkins, Kansas State

Preseason Player of the Year: Hunter Dickinson, Kansas
Preseason Co-Newcomer of the Year: Jeremy Roach, Baylor
Preseason Co-Newcomer of the Year: Coleman Hawkins, Kansas State
Preseason Freshman of the Year: VJ Edgecombe, Baylor

BIG 12 WEEKLY AWARDS

Player(s) of the Week

Date	Player	School
Nov. 11	Hunter Dickinson (1)	Kansas
Nov. 18	Hunter Dickinson (2)	Kansas
Nov. 25	Norchad Omier	Baylor
Dec. 2	Javon Small (1)	West Virginia
	Keshon Gilbert (1)	Iowa State
Dec. 9	Keshon Gilbert (2)	Iowa State
Dec. 16	Hunter Dickinson (3)	Kansas
Dec. 23	Darrion Williams	Texas Tech
Jan. 6	Javon Small (2)	West Virginia
Jan. 13	Curtis Jones	Iowa State

Newcomer(s) of the Week

Date	Player	School
Nov. 11	Egor Demin (1)	BYU
	Zeke Mayo (1)	Kansas
Nov. 18	Egor Demin (2)	BYU
	Joson Sanon	Arizona State
Nov. 25	JT Toppin	Texas Tech
Dec. 2	Tucker DeVries	West Virginia
Dec. 9	Joshua Jefferson (1)	Iowa State
Dec. 16	Joshua Jefferson (2)	Iowa State
	Zeke Mayo (2)	Kansas
Dec. 23	Jayden Quaintance	Arizona State
Jan. 6	Joshua Jefferson (3)	Iowa State
	Noah Reynolds	TCU
Jan. 13	Joshua Jefferson (4)	Iowa State

BIG 12 STANDINGS

School	Big 12	Pct.	Home	Away	Overall	Pct.	Home	Road	Neutral
Iowa State	4-0	1.000	2-0	2-0	14-1	.933	9-0	3-0	2-1
Houston	4-0	1.000	2-0	2-0	12-3	.800	9-0	2-0	1-3
Arizona	3-0	1.000	2-0	2-0	10-5	.667	7-1	2-1	1-3
Kansas	3-1	.750	1-1	2-0	12-3	.800	8-1	2-2	2-0
West Virginia	3-1	.750	1-1	2-0	12-3	.800	8-1	2-1	2-1
Baylor	3-1	.750	2-0	1-1	11-4	.733	8-0	1-3	2-1
Texas Tech	2-2	.500	0-2	2-0	11-4	.733	8-2	2-0	1-2
UCF	2-2	.500	1-1	1-1	11-4	.733	9-1	1-1	1-2
TCU	2-2	.500	2-0	0-2	9-6	600	9-0	0-3	0-3
Arizona State	1-3	.250	1-1	0-2	10-5	.667	5-1	0-3	5-1
BYU	**1-3**	**.250**	**1-1**	**0-2**	**10-5**	**.667**	**8-1**	**0-3**	**2-1**
Oklahoma State	1-3	.250	1-1	0-2	9-6	.600	6-1	2-2	1-3
Utah	1-3	.250	1-1	0-2	9-6	.600	9-2	0-2	0-2
Kansas State	1-3	.250	1-1	0-2	7-8	.467	5-3	0-4	2-1
Cincinnati	0-4	.000	0-2	0-2	10-5	.667	7-2	2-3	1-0
Colorado	0-4	.000	0-2	0-2	9-6	.600	8-2	0-2	1-2

*as of January 9, 2025

TEAM NATIONAL RANKINGS

	National Rank	Big 12 Rank	Value	National Leader	Value
Assist-to-Turnover Ratio	47	5	1.45	Auburn	2.03
Assists Per Game	29	4	17.2	Cornell	21.0
Bench Points Per Game	31	3	30.40	Southern	41.19
Blocks Per Game	153	13	3.5	Auburn	7.0
Effective FG Percentage	35	2	.563	Michigan	.604
Fastbreak Points	224	16	9.4	UAB	19.12
Field Goal Percentage	59	5	47.7	Michigan	51.9
Field Goal Percentage Defense	86	9	41.5	Houston	34.7
Fouls Per Game	35	4	14.9	Creighton	10.7
Free Throw Attempts Per Game	249	9	17.9	Winthrop	30.9
Free Throw Percentage	263	12	69.0	Wisconsin	85.1
Free Throws Made Per Game	274	11	12.3	Missouri	20.8
Rebound Margin	8	1	10.2	Florida	12.7
Defensive Rebounds Per Game	47	4	27.33	Illinois	32.00
Offensive Rebounds Per Game	76	7	12.47	Texas A&M	17.06
Rebounds Per Game	32	4	39.80	Florida	46.06
Scoring Defense	54	7	66.5	Houston	54.2
Scoring Margin	30	7	14.0	Houston	22.9
Scoring Offense	63	6	80.5	Alabama	91.1
Steals Per Game	157	12	7.2	UTEP	11.2
3-Point Attempts Per Game	21	1	29.3	North Florida	35.8
3-Point Percentage	89	5	35.5	North Dakota State	41.5
3-Point Percentage Defense	281	13	35.2	Tennessee	24.8
3-Pointers Per Game	23	1	10.4	North Florida	12.6
Turnover Margin	163	12	0.8	UC San Diego	8.0
Turnovers Forced Per Game	167	10	12.67	UTEP	18.38
Turnovers Per Game	156	10	11.9	South Alabama	8.9
Winning Percentage	97	8	66.7	Utah State	94.1

*as of January 13, 2025

INDIVIDUAL NATIONAL RANKINGS

	BYU Player	National Rank	Conference Rank	Value
Assist-to-Turnover Ratio	Egor Demin	127	10	2.12:1
Assists	Egor Demin	99	6	70
Assists Per Game	Egor Demin	28	2	5.8
Double-Doubles	Keba Keita	219	11	2
Field Goal Percentage	Richie Saunders	96	6	51.8
Points Per Game	Richie Saunders	388	17	13.9
	Egor Demin	801	34	11.1
Rebounds	Keba Keita	134	5	118
	Fousseyni Traore	311	13	98
Rebounds Per Game	Keba Keita	54	3	8.4
	Fousseyni Traore	237	13	6.5
Defensive Rebounds Per Game	Keba Keita	94	4	5.50
	Fousseyni Traore	307	12	4.33
Offensive Rebounds Per Game	Keba Keita	69	7	2.93
	Fousseyni Traore	230	16	2.20
Steals Per Game	Egor Demin	250	14	1.50
3-Point Field Goals Per Game	Richie Saunders	231	16	2.14
	Trevin Knell	261	19	2.07
3-Point Field Goals Made	Trevin Knell	320	16	31

*as of January 13, 2025

TOP 25 POLLS

AP TOP 25 (JANUARY 13, 2025)

No.	Team	Ovr.	Points	Prev.
1	Auburn (60)	15-1	1548	2
2	**Iowa State**	**14-1**	**1469**	**3**
3	Duke (1)	14-2	1403	4
4	Alabama	14-2	1338	5
5	Florida (1)	15-1	1326	8
6	Tennessee	15-1	1251	1
7	Marquette	14-2	1184	7
8	Kentucky	13-3	1039	6
9	**Kansas**	**12-3**	**983**	**11**
10	**Houston**	**12-3**	**935**	**12**
11	Texas A&M	13-3	883	10
12	Michigan State	14-2	797	16
13	Oregon	15-2	781	15
14	UConn	13-4	665	9
15	Mississippi State	14-2	624	14
16	Gonzaga	14-4	569	18
17	Purdue	13-4	553	20
18	Memphis	13-3	511	19
19	Illinois	12-4	496	13
20	Michigan	13-3	418	24
21	**Ole Miss**	**14-2**	**351**	**23**
22	Utah State	16-1	250	25
23	Georgia	14-2	221	NR
24	Wisconsin	13-3	132	RV
25	**Baylor**	**11-4**	**119**	**RV**

RECEIVING VOTES: St. John's, Oklahoma, **West Virginia**, **Arizona**, Louisville, **Texas Tech**, Maryland, Clemson, Missouri, **Cincinnati**, San Diego State, Saint Mary's, UC Irvine, New Mexico

USA TODAY COACHES POLL (JANUARY 13, 2025)

No.	Team	Ovr.	Points	Prev.
1	Auburn (25)	15-1	768	2
2	**Iowa State (5)**	**14-1**	**739**	**3**
3	Duke	14-2	705	4
4	Florida	15-1	649	8
5	Alabama	14-2	648	5
6	Tennessee (1)	15-1	626	1
7	Marquette	14-2	587	6
8	**Houston**	**12-3**	**522**	**11**
9	Kentucky	13-3	514	7
10	**Kansas**	**12-3**	**460**	**12**
11	Texas A&M	13-3	425	9
12	Michigan State	14-2	424	14
13	UConn	13-4	345	10
14	Oregon	15-2	343	17
15	Purdue	13-4	294	19
16	Gonzaga	13-3	285	18
17	Memphis	13-3	272	20
18	Mississippi State	14-2	267	13
19	Michigan	13-3	231	24
20	Illinois	12-4	223	15
21	**Ole Miss**	**14-2**	**195**	**22**
22	Utah State	16-1	143	25
23	Georgia	14-2	80	NR
24	**Baylor**	**11-4**	**72**	**RV**
25	**West Virginia**	**12-3**	**69**	**23**

RECEIVING VOTES: St. John's, Wisconsin, **Arizona**, New Mexico, Oklahoma, UCLA, Maryland, **Texas Tech**, Clemson, Saint Mary's, Louisville, Indiana, San Diego State, Missouri, UC Irivine

BYU IN THE POLLS

Ranking in AP Poll

As	Overall	Home	Away	Neutral	Last Meeting	Last Win
As #1	0-0	0-0	0-0	0-0	--	--
As #2	0-0	0-0	0-0	0-0	--	--
As #3	3-2	3-1	0-1	0-0	W, 102-78 vs. Wyoming (3/5/11)	Same
As #4	0-0	0-0	0-0	0-0	--	--
As #5	0-2	0-0	0-2	0-0	L, 86-80 at Wake Forest (12/22/55)	--
As #6	4-1	0-0	1-1	3-0	W, 82-79 vs. Cincinnati (12/18/71)	Same
As #7	11-6	5-0	6-6	0-0	W, 80-67 at #6 San Diego State (2/26/11)	Same
As #8	12-3	8-0	1-0	3-3	L, 72-54 vs. #7 San Diego State (3/12/11)	87-76 vs. New Mexico (3/11/11)
As #9	5-3	4-2	1-1	0-0	L, 86-77 at New Mexico (1/29/11)	71-58 vs. #4 San Diego State (1/26/11)
As #10	9-2	6-0	1-1	2-1	L, 83-74 vs. #15 Florida (3/24/11)	89-67 vs. Gonzaga (3/19/11)
As #11	9-4	2-0	3-2	4-2	W, 104-79 at Utah (1/11/11)	Same
As #12	12-7	7-3	6-4	0-1	L, 60-71 vs. Cincinnati (1/6/24)	74-68 at Missouri State (12/4/21)
As #13	8-1	5-1	3-0	0-0	L, 83-81 vs. New Mexico (2/27/10)	82-68 vs. San Diego State (2/24/10)
As #14	13-3	4-0	6-1	3-3	W, 94-68 vs. Wyoming (12/30/23)	Same
As #15	13-9	9-4	4-5	0-0	W, 76-66 vs. Air Force (1/8/11)	Same
As #16	9-2	3-0	3-0	3-2	W, 93-57 vs. Fresno Pacific (1/1/11)	Same
As #17	12-2	10-1	1-0	1-1	W, 101-59 vs. Bellarmine (12/22/23)	Same
As #18	23-5	14-1	6-4	3-0	W, 63-58 at UCF (1/13/24)	Same
As #19	18-4	11-0	5-2	2-2	L, 83-93 at Oklahoma State (2/17/24)	90-88 vs. UCF (2/13/24)
As #20	13-10	5-1	4-4	4-5	L, 67-81 vs. #25 Texas Tech (3/14/24)	87-73 vs. UCF (3/13/24)
As #21	8-5	4-1	3-3	1-1	L, 67-71 vs. Duquesne (03/21/24)	72-66 vs. Kansas State (2/10/24)
As #22	1-0	0-0	1-0	0-0	W, 86-73 at West Virginia (2/3/24)	Same
As #23	12-2	7-0	1-2	4-0	W, 91-78 vs. #2 Gonzaga (2/22/20)	Same
As #24	4-3	2-0	0-1	2-2	L, 83-72 vs. Creighton (12/11/21)	82-71 vs. Utah State (12/8/21)
As #25	8-5	5-0	1-1	2-4	L, 74-84 at Kansas State (2/24/24)	78-71 vs. #11 Baylor (2/20/24)
Total	**214-86**	**115-16**	**61-43**	**38-27**	**L, 67-71 vs. Duquesne (03/21/24)**	**87-73 vs. UCF (3/13/24)**

BYU VERSUS THE POLLS

Ranking in the AP Poll

Vs	Overall	Home	Away	Neutral	Last Meeting	Last Win
Vs #1	1-9	0-2	1-2	0-5	L, 88-78 vs. Gonzaga (3/9/21)	79-71 at Gonzaga (2/25/17)
Vs #2	3-12	2-3	1-8	0-1	L, 90-57 vs. Gonzaga	91-78 vs. Gonzaga (2/22/20)
Vs #3	2-6	1-3	1-2	0-1	W, 73-70 at Gonzaga (2/28/15)	Same
Vs #4	1-8	1-2	0-2	0-4	L, 68-75 vs. Houston (1/23/24)	71-58 vs. San Diego State (1/26/11)
Vs #5	1-11	1-4	0-5	0-2	L, 82-69 at UCLA (11/15/06)	76-74 vs. Utah (2/11/55)
Vs #6	2-8	0-4	1-2	1-2	L,63-68 at Iowa State (3/6/24)	80-67 at San Diego State (2/26/11)
Vs #7	4-11	1-1	1-4	2-6	W, 76-68 at Kansas (2/27/24)	Same
Vs #8	2-7	1-2	0-3	1-2	L, 75-74 vs. Gonzaga (1/12/23)	51-49 vs. Utah (3/9/91)
Vs #9	3-9	2-2	0-4	1-3	L, 68-61 vs. Michigan State (12/8/07)	95-76 vs. Utah (3/7/81)
Vs #10	5-5	1-3	2-2	2-0	L, 96-85 vs. Utah (3/2/96)	78-53 vs. UCLA (3/14/81)
Vs #11	2-7	1-2	0-2	1-3	W, 78-71 vs. Baylor (2/20/24)	Same
Vs #12	3-8	0-1	1-4	2-3	W, 81-49 vs. Oregon (11/16/21)	Same
Vs #13	5-7	3-1	0-4	2-2	L, 65-61 vs. Utah (12/10/14)	61-52 vs. Air Force (1/27/07)
Vs #14	1-8	1-4	0-4	0-0	L, 86-55 at Houston (1/4/2025)	93-73 vs. Pittsburgh (12/23/86)
Vs #15	3-5	3-1	0-2	0-2	L, 92-87 vs. San Diego State (11/24/14)	72-69 vs. UTEP (2/15/86)
Vs #16	4-7	1-1	2-4	1-2	L, 69-76 vs. Saint Mary's (3/6/23)	83-62 at New Mexico (2/26/98)
Vs #17	3-5	2-2	0-2	1-1	W, 74-65 vs. San Diego State (11/20/23)	Same
Vs #18	6-3	4-1	1-1	1-1	W, 72-62 at San Diego State (12/18/21)	Same
Vs #19	4-5	3-0	0-4	1-1	L, 75-82 at San Diego State (11/11/22)	69-59 vs. Oklahoma State (11/23/94)
Vs #20	3-7	2-3	0-0	1-4	W, 85-72 vs. Saint Mary's (3/5/18)	Same
Vs #21	1-6	0-3	0-3	1-0	W, 83-80 vs. Gonzaga (12/10/22	Same
Vs #22	0-2	0-2	0-0	0-0	L, 56-57 vs. Saint Mary's (1/28/23)	--
Vs #23	0-4	0-0	0-3	0-1	L, 85-96 (OT) vs. Ole Miss (11/28/24)	--
Vs #24	2-1	2-1	0-0	0-0	W, 87-72 vs. Iowa State (1/16/24)	Same
Vs #25	7-6	3-1	3-2	1-3	L, 67-81 vs. Texas Tech (3/14/24)	70-59 vs. Saint Mary's (2/4/16)
Total	**68-167**	**35-49**	**14-69**	**19-49**	**L, 85-96 (OT) vs. Ole Miss (11/28/24)**	**W,76-68 at #7 Kansas (2/27/24)**

LAST TIME BYU WON AS TOP 25

	Home	Away	Neutral
#1:	--	--	--
#2:	--	--	--
#3	Wyoming 3/5/11	-- (0-1)	--
#4:	--	--	--
#5:	--	-- (0-2)	--
#6:	--	Kansas 12/17/71	Cincinnati 12/18/71
#7:	Colorado State 2/23/11	San Diego State 2/26/11	--
#8:	UNLV 2/5/11	Wyoming 2/2/11	New Mexico 3/11/1
#9:	San Diego State 1/16/11	Colorado State 1/22/11	--
#10:	UTEP 2/5/72	Arizona 2/11/72	Gonzaga 3/19/11
#11:	Utah 2/19/72	Utah 1/11/11	San Jose State 3/21/51
#12:	TCU 2/2/10	Missouri State 12/4/21	-- (0-1)
#13:	San Diego State 2/24/10	San Diego State 1/23/10	--
#14:	Wyoming 12/30/23	TCU 3/6/10	TCU 3/11/10
#15:	Air Force 1/8/11	UNLV 1/5/11	--
#16:	Fresno Pacific 1/11/11	Buffalo 12/30/10	Notre Dame 3/19/81
#17:	Bellarmine 12/22/23	Pepperdine 2/29/20	Florida 3/18/10
#18:	Georgia State 12/16/23	UCF 1/13/24	Vermont 11/8/10
#19:	UCF 2/13/24	UNLV 1/3/81	Fresno State 12/1/23
#20:	Oklahoma State 3/9/24	-- --	UCF 3/13/24
#21:	Kansas State 2/10/24	Creighton 12/1/10	Hawaii 12/4/10
#22:	-- --	West Virginia 2/3/24	-- --
#23	Gonzaga 2/22/20	Weber State 12/21/10	Saint Mary's 11/27/10
#24:	Utah State 12/8/21	-- (0-1)	San Diego State 3/14/08
#25:	Baylor 2/20/24	UTEP 1/9/10	Air Force 3/12/09

LAST TIME BYU WON VS TOP 25

	Home	Away	Neutral
#1:	-- (0-2)	Gonzaga 2/25/17	-- (0-5)
#2:	Gonzaga 2/22/20	UCLA 11/27/81	-- (0-1)
#3	-- (0-4)	Gonzaga 2/28/15	-- (0-1)
#4:	San Diego State 1/26/11	-- (0-2)	-- (0-4)
#5:	Utah 2/11/55	-- (0-5)	-- (0-2)
#6:	-- (0-4)	San Diego State 2/26/11	Louisville 11/23/07
#7:	Washington 12/22/84	Kansas 2/27/24	Notre Dame 3/19/81
#8:	UTEP 3/1/84	-- (0-3)	Utah 3/9/91
#9:	Utah 3/7/81	-- (0-4)	Oklahoma 12/21/92
#10:	Utah 1/31/49	Wyoming 1/8/51	UCLA 3/14/81
#11:	Baylor 2/20/24	-- (0-2)	Villanova 12/29/70
#12:	-- (0-1)	Wyoming 1/15/88	Oregon 11/16/21
#13:	Air Force 1/27/07	-- (0-4)	Stanford 12/22/01
#14:	Pittsburgh 12/23/86	-- (0-4)	-- --
#15:	UTEP 2/15/86	-- (0-2)	-- (0-2)
#16:	Notre Dame 1/13/86	New Mexico 2/26/98	Idaho State 3/16/57
#17:	San Diego State 11/10/23	-- (0-2)	Illinois 12/19/80
#18:	Wyoming 2/11/88	San Diego State 12/18/20	Michigan 12/7/72
#19:	UTEP 2/1/92	-- (0-4)	Oklahoma State 11/23/94
#20:	Arizona State 1/25/74	-- --	Saint Mary's 3/6/18
#21:	-- (0-3)	-- (0-3)	Creighton 12/10/22
#22:	-- (0-2)	-- --	-- --
#23	-- --	-- (0-2)	-- (0-2)
#24:	Iowa State 1/16/24	-- --	-- --
#25:	Saint Mary's 2/4/16	Gonzaga 1/14/16	Oklahoma State 12/6/03

2024-25 SCORING BY HALF (BYU-OPPONENT)

Opponent	1st Half	Margin	FG%	2nd Half	Margin	FG%	OT	Margin	FG%	Final	Margin	FG%
Central Arkansas	46-23	+23	45.0-28.6	42-27	+15	46.9-40.7	-	-	-	88-50	+38	45.8-34.5
UC Riverside	40-33	+7	51.6-40.0	46-47	-1	54.8-45.5	-	-	-	86-80	+6	53.2-43.1
Queens	**51**-26	+25	**64.5**-30.0	48-29	+19	42.6-39.3	-	-	-	**99**-55	+44	51.3-34.5
Idaho	41-38	+3	53.6-50.0	**54**-33	+21	58.1-50.0	-	-	-	95-71	+24	**55.9**-50.0
Mississippi Valley State	55-27	+28	56.3-52.6	32-16	+16	50.0-26.9	-	-	-	87-43	+44	53.4-37.8
vs. Ole Miss	42-39	+3	44.4-50.0	35-38	-3	46.2-42.3	8-19	-11	18.2-75.0	85-96	-11	40.6-48.4
vs. NC State	38-27	+11	53.8-29.6	34-34	-	33.3-43.3	-	-	-	72-61	+11	42.4-36.8
at Providence	34-46	-12	32.4-71.4	30-37	-7	34.4-47.6	-	-	-	64-83	-19	33.3-59.5
Fresno State	44-27	+17	56.3-34.5	51-40	+11	54.1-35.0	-	-	-	95-67	+28	55.1-34.8
vs. Wyoming	34-25	+9	58.3-43.5	34-24	+10	45.5-40.0	-	-	-	69-49	+19	52.2-41.7
Florida A&M	50-21	+29	52.9-30.4	53-36	+17	55.2-34.4	-	-	-	103-57	+46	54.0-32.7
Arizona State	31-26	+5	36.7-32.3	45-30	+15	**60.7**-42.3	-	-	-	76-56	+20	48.3-36.8
at Houston	22-39	-17	36.4-45.2	33-47	-14	38.5-53.6	-	-	-	55-86	-31	37.5-49.2
Texas Tech	34-32	+2	46.4-36.7	33-40	-7	41.4-53.6	-	-	-	67-72	-5	43.9-44.8
at TCU	37-34	+3	59.1-40.0	30-37	-7	37.5-44.8	-	-	-	71-67	-4	47.8-42.4
Oklahoma State												
at Utah												
at Colorado												
Cincinnati												
Baylor												
at UCF												
Arizona												
at Cincinnati												
at West Virginia												
Kansas State												
Kansas												
at Arizona												
at Arizona State												
West Virginia												
at Iowa State												
Utah												
TOTALS	**599-463**	**+136**	**49.5-40.3**	**600-515**	**+85**	**46.6-42.3**	**8-19**	**-11**	**18.2-75.0**	**1207-997**	**+210**	**47.7-41.5**

2024-25 SUPERLATIVES (BYU-OPPONENT)

Opponent	In the Paint		Off Turnovers		Second Chance		Fast Break		Starters		Bench		Big Run		Big Lead	
	BYU	Opp.	BYU	Opp.	BYU	Opp.	BYU	Opp.	BYU	Opp.	BYU	Opp.	BYU	Opp.	BYU	Opp.
Central Arkansas	36	18	24	8	**23**	2	12	1	65	37	23	13	11	5	41	0
UC Riverside	**48**	18	15	12	17	7	7	8	59	59	27	21	11	9	17	0
Queens	46	18	22	12	22	2	13	4	57	20	**42**	35	19	6	47	0
Idaho	44	26	20	6	6	5	**22**	7	62	46	33	25	11	5	26	7
Mississippi Valley State	38	20	24	8	12	2	8	2	54	38	33	5	12	5	44	0
vs. Ole Miss	26	40	13	23	17	12	7	12	51	82	34	14	8	8	10	11
vs. NC State	30	20	12	9	12	10	4	5	43	47	29	14	9	9	24	0
at Providence	32	24	13	7	18	2	6	0	26	44	37	39	9	10	2	25
Fresno State	44	24	11	18	13	5	11	11	**74**	44	21	23	11	11	28	2
vs. Wyoming	24	18	15	12	6	3	4	5	31	35	37	14	11	4	21	0
Florida A&M	36	14	**26**	14	14	0	11	9	62	22	41	35	**22**	9	**48**	5
Arizona State	36	24	19	17	16	6	12	13	57	38	19	18	9	7	22	0
a Houston	18	24	5	24	7	18	4	13	31	45	24	41	5	9	0	34
Texas Tech	40	30	11	12	18	7	8	12	32	61	35	11	7	6	5	8
at TCU	26	28	6	17	6	2	6	12	46	51	21	20	14	10	6	10
Oklahoma State																
at Utah																
at Colorado																
Cincinnati																
Baylor																
at UCF																
Arizona																
at Cincinnati																
at West Virginia																
Kansas State																
Kansas																
at Arizona																
at Arizona State																
West Virginia																
at Iowa State																
Utah																
TOTALS	**524**	**340**	**236**	**199**	**207**	**83**	**141**	**108**	**751**	**669**	**456**	**328**				
HOME	**368**	**186**	**172**	**107**	**141**	**36**	**104**	**67**	**522**	**365**	**274**	**186**				
AWAY	**76**	**76**	**24**	**48**	**31**	**22**	**22**	**19**	**104**	**140**	**82**	**100**				
NEUTRAL	**80**	**78**	**40**	**44**	**35**	**25**	**15**	**22**	**125**	**164**	**100**	**42**				
RECORD (W/L/T)	**(10-2/0-3/0-0)**		**(9-1/1-4/0-0)**		**(10-4/0-1/0-0)**		**(5-1/4-4/1-0)**		**(7-0/2-5/1-0)**		**(9-3/1-2/0-0)**					

***Superlatives in Bold**

GAMES PLAYED/STARTED

	Games Played		Games Started	
Player	**Season**	**Career**	**Season**	**Career**
Dawson Baker	15 (10-5)	98 (65-33)*	0 (0-0)	71 (49-22)*
Mihailo Boskovic	12 (9-3)	12 (9-3)	0 (0-0)	0 (0-0)
Kanon Catchings	15 (10-5)	15 (10-5)	15 (10-5)	15 (10-5)
Elijah Crawford	13 (9-4)	13 (9-4)	0 (0-0)	0 (0-0)
Egor Demin	12 (7-5)	12 (7-5)	12 (7-5)	12 (7-5)
Dallin Hall	11 (6-5)	79 (48-31)	10 (6-4)	61 (36-25)
Keba Keita*	14 (9-5)	80 (47-33)	14 (9-5)	27 (15-12)
Trevin Knell	15 (10-5)	129 (91-38)	8 (7-1)	60 (43-17)
Brody Kozlowski	7 (6-1)	7 (6-1)	0 (0-0)	0 (0-0)
Mawot Mag*	13 (8-5)	93 (54-39)	1 (1-0)	42 (26-16)
Jared McGregor	4 (4-0)	21 (20-1)	0 (0-0)	0 (0-0)
Richie Saunders	14 (9-5)	82 (51-31)	14 (9-5)	17 (9-8)
Trey Stewart	9 (4-5)	72 (46-26)	0 (0-0)	4 (4-0)
Fousseyni Traore	15 (10-5)	107 (66-41)	1 (1-0)	63 (39-24)
Max Triplett	5 (5-0)	5 (5-0)	0 (0-0)	0 (0-0)
Townsend Tripple	4 (4-0)	18 (16-2)	0 (0-0)	0 (0-0)

***Includes games played at Division I institution**

2024-25 BYU STARTING LINEUPS

Opponent	**(1)**	**(2)**	**(3)**	**(4)**	**(5)**
Central Arkansas	Demin	Knell	Saunders	Catchings	Keita
UC Riverside	Demin	Knell	Saunders	Catchings	Keita
Queens	Demin	Knell	Saunders	Catchings	Keita
Idahio	Demin	Knell	Saunders	Catchings	Keita
Mississippi Valley State	Hall	Demin	Saunders	Catchings	Traore
vs. Ole Miss	Hall	Demin	Saunders	Catchings	Keita
vs. NC State	Hall	Demin	Saunders	Catchings	Keita
at Providence	Hall	Demin	Saunders	Catchings	Keita
Fresno State	Hall	Knell	Saunders	Catchings	Keita
vs. Wyoming	Hall	Knell	Saunders	Catchings	Keita
Florida A&M	Hall	Knell	Mag	Catchings	Keita
Arizona State	Hall	Demin	Saunders	Catchings	Keita
at Houston	Hall	Demin	Saunders	Catchings	Keita
Texas Tech	Hall	Demin	Saunders	Catchings	Keita
at TCU	Demin	Knell	Saunders	Catchings	Keita
Oklahoma State					
at Utah					
at Colorado					
Cincinnati					
Baylor					
at UCF					
Arizona					
at Cincinnati					
at West Virginia					
Kansas State					
Kansas					
at Arizona					
at Arizona State					
West Virginia					
at Iowa State					
Utah					

WIN-LOSS RECORD

Win-Loss Record	**(1)**	**(2)**	**(3)**	**(4)**	**(5)**
4-1	Demin	Knell	Saunders	Catchings	Keita
2-4	Hall	Demin	Saunders	Catchings	Keita
2-0	Hall	Knell	Saunders	Catchings	Keita
1-0	Hall	Demin	Saunders	Catchings	Traore
1-0	Hall	Knell	Mag	Catchings	Keita

GAME LEADERS

Points	**Rebounds**	**Assists**	**Steals**	**Blocks**	**Plus-Minus**
Knell (3)	Keita (10)	Demin (10)	Saunders (8)	Catchings (7)	Catchings (5)
Traore (3)	Traore (5)	Hall (6)	Demin (6)	Keita (5)	Demin (3)
Saunders (3)	Demin (1)	Traore (1)	Knell (4)	Saunders (4)	Keita (2)
Demin (2)	Knell (1)		Catchings (4)	Mag (4)	Baker (1)
Catchings (2)			Crawford (2)	Traore (3)	Traore (1)
Baker (2)			Baker (2)	Demin (3)	Boskovic (1)
			Mag (2)	Triplett (1)	Hall (1)
			Knell (1)	Knell (1)	Mag (1)
			Keita (1)		
			Stewart (1)		
			Hall (1)		

MILESTONE WINS

No.	**Date**	**Score**	**Opponent**	**Location**
1	Feb. 21, 1903	30-18	Weber Academy	Ogden, Utah
50	Feb. 5, 1910	31-27	Utah	Salt Lake City, Utah
100	Feb. 10, 1917	38-32	Utah	Provo, Utah
150	Jan. 11, 1924	40-38 (OT)	Colorado College	Provo, Utah
200	Dec. 8, 1928	38-37	Vico Oil	Provo, Utah
250	Dec. 27, 1930	42-27	Western Reserve	Cleveland, Ohio
300	March 10, 1933	37-33	Wyoming	Provo, Utah
350	Jan. 17, 1936	42-34	Utah	Provo, Utah
400	Jan. 5, 1940	47-33	Montana State	Bozeman, Montana
450	Feb. 5, 1943	53-51	Weber College	Ogden, Utah
500	Jan. 26, 1948	45-39	Wyoming	Laramie, Wyoming
550	Dec. 9, 1950	70-57	Marshall	Huntington, W.V.
600	Dec. 30, 1952	84-58	Wake Forest	Raleigh, N.C.
650	Dec. 27, 1955	89-70	Toledo	Detroit, Mich.
700	Jan. 3, 1959	70-62	Dayton	Dayton, Ohio
750	Feb. 8, 1963	76-73	New Mexico	Provo, Utah
800	Feb. 11, 1966	96-88	Utah State	Logan, Utah
850	March 5, 1969	95-82	Wyoming	Phoenix, Ariz.
900	Feb. 10, 1973	62-58	Wyoming	Provo, Utah
950	Feb. 21, 1976	84-83	Utah	Salt Lake City, Utah
1000	Dec. 14, 1979	87-65	UC Santa Barbara	Provo, Utah
1050	Dec. 15, 1981	63-55	Weber State	Provo, Utah
1100	Dec. 19, 1984	89-81	UCLA	Provo, Utah
1150	March 5, 1987	82-79 (OT)	Air Force	Albuquerque, N.M.
1200	Jan. 6, 1990	63-60	San Diego State	San Diego, Calif.
1250	Feb. 20, 1992	58-56	Utah	Provo, Utah
1300	Feb. 17, 1994	94-82	Air Force	Colorado Springs, Colo.
1350	Feb. 26, 1998	83-62	No. 16 New Mexico	Albuquerque, N.M.
1400	Feb. 17, 2001	62-45	Air Force	Provo, Utah
1450	March 13, 2003	71-56	New Mexico	Las Vegas, Nev.
1500	March 4, 2006	76-68	New Mexico	Provo, Utah
1550	March 8, 2008	61-54	TCU	Fort Worth, Texas
1600	Feb. 13, 2010	91-48	Air Force	Provo, Utah
1650	Dec. 27, 2011	79-51	Cal State San Marcos	Provo, Utah
1700	Jan. 11, 2014	91-68	Loyola Marymount	Provo, Utah
1750	Jan. 14, 2016	69-68	Gonazaga	Spokane, Wash.
1800	Jan. 13, 2018	84-50	Santa Clara	Santa Clara, Calf.
1850	Feb. 20, 2020	85-75	Santa Clara	Provo, Utah
1900	Nov. 25, 2022	79-75 (OT)	Dayton	Nassua, Bahamas

MILESTONE LOSSES

No.	**Date**	**Score**	**Opponent**	**Location**
1	Feb. 6, 1903	7-47	LDSU	
50	Feb. 3, 1923	30-36	Utah State	Logan, Utah
100	Feb. 8, 1929	41-56	Utah	Salt Lake City, Utah
150	Feb. 17, 1934	35-43	Utah State	Logan, Utah
200	Dec. 28, 1938	38-45	Montana	Provo, Utah
250	Dec. 1, 1945	61-62	Alumni	Provo, Utah
300	Feb. 18, 1949	52-54	No. 14 Utah	Salt Lake City, Utah
350	Feb. 20, 1954	64-70	Utah	Provo, Utah
400	Jan. 1, 1959	81-100	Ohio State	Columbus, Ohio
450	March 3, 1962	88-91	Denver	Denver, Colo.
500	Dec. 16, 1967	69-102	No. 2 Houston	Houston, Texas
550	March 18, 1971	73-91	No. 1 UCLA	Salt Lake City, Utah
600	Jan. 17, 1976	68-83	Arizona State	Tempe, Ariz.
650	Dec. 28, 1979	71-86	No. 18 Oregon State	Portland, Ore.
700	Dec. 8, 1984	79-87	Weber State	Ogden, Utah
750	Jan. 24, 1989	78-79	Air Force	Provo, Utah
800	Feb. 3, 1994	65-79	Wyoming	Laramie, Wyo.
850	Feb. 20, 1997	65-80	Tulsa	Tulsa, Okla.
900	March 11, 2000	56-79	UNLV	Las Vegas, Nev.
950	Jan. 8, 2005	57-59	San Diego State	Provo, Utah
1000	March 12, 2010	66-70	UNLV	Las Vegas, Nev.
1050	Nov. 16, 2015	65-66	Long Beach State	Long Beach, Calif.
1100	Dec. 4, 2019	95-102 (OT)	Utah	Salt Lake City, Utah
1150	Dec. 3, 2024	64-83	Providence	Providence, R.I.

MARRIOTT CENTER MILESTONE WINS

No.	**Date**	**Score**	**Opponent**
1	Dec. 3, 1971	78-71	Kansas State
50	Jan. 8, 1977	85-77	Utah State
100	Dec. 11, 1982	77-71	Idaho State
150	Jan. 25, 1986	87-69	Utah
200	Jan. 25, 1990	65-49	Utah
250	Jan. 15, 1994	87-73	Air Force
300	Dec. 11, 1999	66-53	Weber State
350	Feb. 3, 2003	65-33	Air Force
400	Feb. 3, 2007	90-63	No. 25 UNLV
450	Nov. 17, 2010	78-72	Utah State
500	Feb. 6, 2014	89-76	Santa Clara
550	Dec. 16, 208	77-65	Utah
600	Nov. 20, 2021	97-71	Central Methodist

BYU - GAME HIGHS

POINTS
103 vs. Florida A&M (12/20/2024)

FIELD GOALS MADE
40 vs. Queens (11/13/2024)

FIELD GOAL ATTEMPTS
78 vs. Queens (11/13/2024)

FIELD GOAL PERCENTAGE
.559 (33-59) vs. Idaho (11/16/2024)

3-POINT FIELD GOALS MADE
15 vs. Florida A&M (12/20/2024)
15 vs. Queens (11/13/2024)
15 vs. Central Arkansas (11/5/2024)

3-POINT FIELD GOAL ATTEMPTS
44 vs. Central Arkansas (11/5/2024)

3-POINT FIELD GOAL PERCENTAGE
.450 (9-20) vs. Wyoming (12/14/2024)

FREE THROWS MADE
21 vs. Ole Miss (11/28/2024)

FIELD THROW ATTEMPTS
30 vs. Idaho (11/16/2024)

FREE THROW PERCENTAGE
.833 (5-6) vs. Fresno State (12/11/2024)

REBOUNDS
59 vs. Queens (11/13/2024)

ASSISTS
25 vs. Florida A&M (12/20/2024)
25 vs. Queens (11/13/2024)

STEALS
13 vs. Queens (11/13/2024)

BLOCKED SHOTS
8 vs. Idaho (11/16/2024)
8 vs. Queens (11/13/2024)

TURNOVERS
17 vs. Fresno State (12/11/2024)
17 vs. Ole Miss (11/28/2024)

FOULS
29 vs. Ole MIss (11/28/2024)

BYU - GAME LOWS

POINTS
55 at Houston (1/4/2025)

FIELD GOALS MADE
18 at Houston (1/4/2025)

FIELD GOAL ATTEMPTS
46 at TCU (1/11/2025)
46 vs. Wyoming (12/14/2024)

FIELD GOAL PERCENTAGE
.333 (23-69) at Providence (12/3/2024)

3-POINT FIELD GOALS MADE
5 vs. Texas Tech (1/7/2025)

3-POINT FIELD GOAL ATTEMPTS
20 vs. Wyoming (12/14/2024)

3-POINT FIELD GOAL PERCENTAGE
.217 (5-23) vs. Texas Tech (1/7/2025)

FREE THROWS MADE
4 vs. Queens (11/13/2024)

FIELD THROW ATTEMPTS
6 vs. Fresno State (12/11/2024)

FREE THROW PERCENTAGE
.500 (4-8) vs. Queens (11/13/2024)

REBOUNDS
24 at Houston (1/4/2025)

ASSISTS
9 at Providence (12/3/2024)

STEALS
2 at TCU (1/11/2025)

BLOCKED SHOTS
1 vs. Florida A&M (12/20/2024)
1 at Providence (12/3/2024)

TURNOVERS
5 at Providence (12/3/2024)

FOULS
7 vs. Queens (11/13/2024)

OPPONENT - GAME HIGHS

POINTS
96 vs. Ole Miss (11/28/2024)

FIELD GOALS MADE
31 vs. Ole Miss (11/28/2024)

FIELD GOAL ATTEMPTS
69 vs. Fresno State (12/11/2024)

FIELD GOAL PERCENTAGE
.595 (25-42) at Providence (12/3/2024)

3-POINT FIELD GOALS MADE
16 at Houston (1/4/2025)

3-POINT FIELD GOAL ATTEMPTS
37 vs. Fresno State (12/11/2024)

3-POINT FIELD GOAL PERCENTAGE
.571 (12-21) vs. Idaho (11/16/2024)

FREE THROWS MADE
29 vs. Ole Miss (11/28/2024)

FIELD THROW ATTEMPTS
36 vs. Ole Miss (11/28/2024)

FREE THROW PERCENTAGE
.917 (11-12) vs. Florida A&M (12/20/2024)

REBOUNDS
39 vs. Texas Tech (1/7/2025)
39 vs. Ole Miss (11/28/2024)

ASSISTS
17 vs. Fresno State (12/11/2024)

STEALS
10 vs. Arizona State (12/31/2024)
10 vs. Ole Miss (11/28/2024)

BLOCKED SHOTS
7 at Houston (1/4/2025)

TURNOVERS
19 vs. Idaho (11/16/2024)

FOULS
22 vs. UC Riverside (11/8/2024)

OPPONENT - GAME LOWS

POINTS
43 vs. Mississippi Valley State (11/23/2024)

FIELD GOALS MADE
17 vs. Mississippi Valley State (11/23/2024)

FIELD GOAL ATTEMPTS
42 at Providence (12/3/2024)

FIELD GOAL PERCENTAGE
.327 (18-55) vs. Florida A&M (12/20/2024)

3-POINT FIELD GOALS MADE
2 vs. Mississippi Valley State (11/23/2024)

3-POINT FIELD GOAL ATTEMPTS
10 vs. Mississippi Valley State (11/23/2024)

3-POINT FIELD GOAL PERCENTAGE
.200 (2-10) vs. Mississippi Valley Sate (11/23/2024)

FREE THROWS MADE
3 vs. Wyoming (12/14/2024)

FIELD THROW ATTEMPTS
8 vs. Wyoming (12/14/2024)

FREE THROW PERCENTAGE
.375 (3-8) vs. Wyoming (12/14/2024)

REBOUNDS
22 vs. Queens (11/13/2024)

ASSISTS
8 vs. Mississippi Valley State (11/23/2024)

STEALS
2 vs. Wyoming (12/14/2024)

BLOCKED SHOTS
0 vs. Arizona State (12/31/2024)

TURNOVERS
9 vs. Texas Tech (1/7/2025)
9 vs. NC State (11/29/2024)
9 vs. Ole Miss (11/28/2024)

FOULS
10 vs. Central Arkansas (11/5/2024)

BYU - INDIVIDUAL GAME HIGHS

POINTS

30	Richie Saunders vs. Arizona State (12/31/2024)

FIELD GOALS MADE

11	Richie Saunders vs. Arizona State (12/31/2024)
	Fousseyni Traore vs. Idaho (11/16/2024)

FIELD GOAL ATTEMPTS

18	Richie Saunders vs. Arizona State (12/31/2024)

FIELD GOAL PERCENTAGE (min. 5 made)

1.000 (6-6)	Keba Keita vs. Fresno State (12/11/2024)

3-POINT FIELD GOALS MADE

6	Richie Saunders vs. Arizona State (12/31/2024)
	Dawson Baker vs. Queens (11/13/2024)

3-POINT FIELD GOAL ATTEMPTS

11	Richie Saunders vs. Arizona State (12/31/2024)
	Kanon Catchings vs. Central Arkansas (11/5/2024)

3-POINT FIELD GOAL PERCENTAGE (min. 2 made)

1.000 (3-3)	Richie Saunders vs. NC State (11/29/2024)

FREE THROWS MADE

7	Richie Saunders vs. Ole Miss (11/28/2024)
	Fousseyni Traore vs. Idaho (11/16/2024)

FIELD THROW ATTEMPTS

8	Richie Saunders vs. Ole Miss (11/28/2024)
	Keba Keita vs. UC Riverside (11/8/2024)

FREE THROW PERCENTAGE (min. 3 made)

1.000 (7-7)	Fousseyni Traore vs. Idaho (11/16/2024)
1.000 (6-6)	Egor Demin at Providence (12/3/2024)
1.000 (6-6)	Fousseyni Traore vs. Ole Miss (11/28/2024)
1.000 (4-4)	Dallin Hall at Houston (1/4/2025)
1.000 (3-3)	Mawot Mag vs. Florida A&M (12/20/2024)
1.000 (3-3)	Egor Demin vs. Idaho (11/16/2024)

REBOUNDS

13	Keba Keita vs. Queens (11/13/2024)

ASSISTS

11	Egor Demin vs. Central Arkansas (11/5/2024)

STEALS

4	Richie Saunders vs. Idaho (11/16/2024)
	Egor Demin vs. Central Arkansas (11/5/2024)

BLOCKED SHOTS

3	Richie Saunders vs. Idaho (11/16/2024)
	Egor Demin vs. Idaho (11/16/2024)
	Kanon Catchings vs. Central Arkansas (11/5/2024)

TURNOVERS

5	Egor Demin vs. Arizona State (12/31/2024)
	Egor Demin vs. Ole Miss (11/28/2024)

FOULS

5	Dallin Hall at Providence (12/3/2024)

OPPONENT - INDIVIDUAL GAME HIGHS

POINTS

28	Jaylen Murray vs. Ole Miss (11/28/2024)

FIELD GOALS MADE

10	Jaylen Murray vs. Ole Miss (11/28/2024)

FIELD GOAL ATTEMPTS

19	Barrington Hargress vs. UC Riverside (11/8/2024)

FIELD GOAL PERCENTAGE (min. 5 made)

1.000 (5-5)	Mylik Wilson at Houston (1/4/2025)

3-POINT FIELD GOALS MADE

6	Elijah Hawkins vs. Texas Tech (1/7/2025)

3-POINT FIELD GOAL ATTEMPTS

9	Elijah Hawkins vs. Texas Tech (1/7/2025)
	LJ Cryer at Houston (1/4/2025)
	BJ Freeman vs. Arizona State (12/31/2024)

3-POINT FIELD GOAL PERCENTAGE (min. 2 made)

1.000 (2-2)	Mylik Wilson at Houston (1/4/2025)
1.000 (2-2)	Kaleb Washington vs. Florida A&M (12/20/2024)
1.000 (2-2)	Arthur Tate vs. Mississippi Valley State (11/23/2024)
1.000 (2-2	Kyson Rose vs. Idaho (11/16/2024)
1.000 (3-3)	Maban Jabriel vs. Queens (11/13/2024)

FREE THROWS MADE

10	Bryce Hopkins at Providence (12/3/2024)
	Dre Davis vs. Ole Miss (11/28/2024)

FIELD THROW ATTEMPTS

14	Dre Davis vs. Ole Miss (11/28/2024)

FREE THROW PERCENTAGE (min. 3 made)

1.000 (8-8)	Sterling Young vs. Florida A&M (12/20/2024)
1.000 (6-6)	Matthew Murrell vs. Ole Miss (11/28/2024)
1.000 (5-5)	Jaylen Murray vs. Ole Miss (11/28/2024)
1.000 (5-5)	Micah Robinson at TCU (1/11/2025)
1.000 (4-4)	Emanuel Sharp at Houston (1/4/2025)
1.000 (4-4)	Alex Crawford vs. Fresno State (12/11/2024)

REBOUNDS

11	Nehemiah Turner vs. Central Arkansas (11/5/2024)

ASSISTS

8	Milos Uzan at Houston (1/4/2025)

STEALS

4	Zaon Collins vs. Fresno State (12/11/2024)

BLOCKED SHOTS

3	Ja'Vier Francis at Houston (1/4/2025)
	Malcolm Wilson vs. Queens (11/13/2024)

TURNOVERS

6	Brayden Fagebmi vs. Central Arkansas (11/5/2024)

FOULS

5	Joseph Tugler at Houston (1/4/2025)
	Dontrez Styles vs. NC State (11/29/2024)
	Mikeal Brown-Jones vs. Ole Miss (11/28/2024)

BRIGHAM YOUNG UNIVERSITY BASKETBALL HEAD COACH

KEVIN YOUNG

EDUCATION

Clayton State (2004, B.A.)

COACHING EXPERIENCE

BYU Head Coach (2024-present)
Phoenix Suns Associate Head Coach (2021-24)
Phoenix Suns Assistant Coach (2020-21)
Philadelphia 76ers Assistant Coach (2016-20)
Delaware 87ers Head Coach (2013-16)
Iowa Energy Head Coach (2011-13)
Utah Flash Head Coach (2010-11)
Utah Flash Assistant Coach (2007-10)
Shamrock Rovers Hoops Head Coach (2006-07)
Utah Valley Assistant Coach (2005-06)
Oxford College Assistant Coach (2004-05)

Kevin Young was named the 19th head coach in BYU men's basketball program history on April 16, 2024.

No stranger to the highest level of basketball, Young was one of the most sought after assistants in the latest NBA hiring cycle before choosing to come to BYU. Prior to returning to the college game for the first time since working under Dick Hunsaker at Utah Valley, Young was on staff for the Phoenix Suns for four years including the last three as an associate head coach. He helped the organization reach the playoffs every year including a run to the NBA Finals in 2020-21.

Young was pulling double duty in the spring of 2024 as he was still helping the Suns during their run in the NBA Playoffs while putting together a coaching staff and recruiting.

In his final season in Phoenix, he help them finish second in the Pacific division and sixth in the West with a record of 49-33. Kevin Durant and Devin Booker became the Suns' 12th pair of teammates to be named onto All-NBA teams in the same season with Durant being named to the Second Team for the fifth time in his career while Booker picked up Third Team accolades.
In his first full season in Phoenix, Durant started in 75 games averaging 27.1 points, 0.2 less than his career average. He shot 52.3 percent from the field, 41.3 percent from three and 85.6 percent from the free throw line. Booker nearly averaged a career-high in scoring, finishing with 27.1 points per game.

Grayson Allen had a career year in Young's offense leading the league in 3-point percentage shooting 46.1 percent from beyond the arc.
He also had career-highs in field goal attempts per game, points per game, rebounds per game and assists per game.

Phoenix finished with the fourth-best record in the Western Conference in 2022-23, 45-37, after trading for Durant at the trade deadline. They advanced to the semifinals before falling to eventual NBA Champions Denver Nuggets. They only needed five games to defeat the Los Angeles Clippers including four straight wins after dropping game one of the series.

In his first season as associate head coach, Young and the Suns won a franchise record 64 games eclipsing the previous record of 62 set in 1992-93 and 2004-05. It also marked the first time since 2005 that they were the top seed in the Western Conference where they advanced the conference semifinals. Thy defeated the New Orleans Pelicans in six games before falling to Dallas Mavericks in the semifinals in seven games.

Booker was rewarded with a four-year, $220 million supermax extension following a season where he averaged a career-high 27.8 points per game and was named an All-Star for at third time. He also became the second-greatest 3-point shooter in franchise history against the Portland Trail Blazers. He was joined on the All-Star team by Chris Paul, who moved up to third on the all-time list behind only Jason Kidd and John Stockton. Monty Williams and his staff also coached the All-Star game leading Team Lebron to a 163-160 victory over Team Durant.

His first season in Phoenix was one of the best in Suns history as they advanced to the NBA Finals for the first time in 28 years. They went 51-21 to win the Pacific Division and earn the No. 2 seed in the Western Conference behind the Utah Jazz.

The Suns defeated the Los Angeles Lakers in the first round of the playoffs before sweeping the Denver Nuggets in four games in the Western Conference semifinals. They went on to defeat Paul's former team, Los Angeles Clippers, in the Western Conference finals, falling to Milwaukee Bucks in the NBA Finals in six games.

Booker was named the Player of the Month in February after helping the Suns go 12-3, their highest total wins ever in that month and most games they had won in a month since March 2010. He led the entire Western Conference with 27.9 points per game on 52.3 field goal shooting, 39.3 3-point shooting and 82.5 percent free throw shooting. He was also named an All-Star along Paul, who joined the franchise right before the season in a trade with Oklahoma City Thunder.

Young's final season with the Philadelphia 76ers was shortened due to the COVID-19. The league officials suspended the season following the games of March 11 after it was reported that Rudy Gobert tested positive. The 76ers went 43-30 to finish third in the division and sixth in the Eastern Conference, falling to the Boston Celtics in four games in the opening round of the playoffs.

The 76ers went 4-4 in seeding games in the NBA bubble with wins over San Antonio, Washington, Orlando and Houston. They would lose to the Boston Celtics in four games in the playoffs with Joel Embiid scoring over 30 points in the final three contests.

In 2018-19, Philadelphia finished second in the Atlantic Division and third in the Eastern Conference. They advanced to the conference semifinals, losing in seven games to the eventual NBA Champion Toronto Raptors.

The 76ers were led by Embiid, a NBA All-Star and All-NBA Second Team honoree. He led the team in scoring (1,761), rebounds (871) and blocks (122). In his second full season in the league, Ben Simmons played in a team-high 79 games leading the team in minutes played, assists and steals.

After going 25-25 in the 50 games of the 2017-18 season, Philadelphia finished the remainder of the season 27-5 including winning a franchise record 16 consecutive games to finish the season. It was the team's first appearance in the NBA Playoffs since 2011-12 and their first 50-win season since 2000-01.

Simmons was named the NBA Rookie of the Year after averaging 15.8 points, 8.2 assists and 8.1 rebounds per game. Embiid became the first All-Star for the Sixers that season since 2013. He averaged a double-double (22.9 points, 11.0 rebounds). Current LA Lakers head coach JJ Redick ranked second on the team in scoring at 17.1 points per game, shooting 42.0 percent from 3-point range.

His first season with the 76ers saw them win 28 games, a 18-game improvement for the franchise. Simmons, the first overall pick in the 2017 NBA Draft, missed the entire season due to a foot injury.

Embiid was named the Eastern Conference Rookie of the Month three times after being limited to only 31 games due to a left knee injury. The former No. 3 pick had missed the previous two seasons due to injury.
He recorded the second-most consecutive 20-point games by a rookie in franchise history (10).

Dario Šarić was named the Rookie of the Month twice as the draft and stash product made his way to the NBA after being drafted by the organization in 2014. He appeared in a career-high 81 games and finished the season averaging 12.8 points and 6.3 rebounds per game, shooting 41.1 percent from the field, 31.11 percent from three and 78.2 percent from the charity stripe.

Young spent the previous three seasons with the Delaware 87ers including last two as head coach. He replaced Rob Baker, who was promoted to scout for the Philadelphia 76ers. The 87ers went from 20 wins to 21 wins to 26 wins during his time with the franchise.

He was instrumental in helping Thanasis Antetokounmpo get drafted while helping four players score at least 45 points. Of those two, Christian Wood and Jordan McRae made an impact in the NBA.

During his two seasons as the head coach of the Iowa Energy he compiled a record of 31-42. After replacing Nick Nurse, who was named the head coach of the Rio Grande Valley Vipers, Young led the team to a record of 25-25 and an appearance in the first round of the D-League Playoffs. He was also named the 2012 D-League All-Star Game coach.

Young spent two seasons with Utah Flash. He was promoted to head coach in 2010, leading the team to a record of 28-22 including a nine-game win streak. They reached the postseason, falling to eventual champion Iowa Energy in three games. He first joined the organization as an assistant coach for a season under Brad Jones after coaching overseas for a season.

His first head coaching experience came in Ireland after being named to lead Shamrock Rovers Hoops in 2006. In his lone season in the Superleague, Young led the team a 12-8 record and appearance in the quarterfinals of the Irish playoffs.

Prior to moving across the pond, Young spent a year as the director of basketball of operations at Utah Valley. Playing as an independent, the Wolverines went 17-12 including a 75-71 victory over Arizona State in Tempe, Ariz. After trailing by four at halftime, UVU outscored the Sun Devils 12-3 in the final 3:09 of regulation to seal the victory and overcome a four-point halftime deficit.

He began his coaching career at Oxford College of Emory in 2004-05 helping the Eagles go 22-10 and finis the year ranked 10th in the final NJCAA poll.

Young finished his collegiate career at Clayton State after spending two years at Middle Georgia College where the standout guard led the team to a runner-up finish at the Georgia College Athletic Association State Tournament. During his time as a Laker, the standout guard appeared in 59 games including 51 starts averaging 24.9 minutes per game.

As a senior, he started in all 30 games for Lakers where averaged 8.2 points, 2.9 assists and 2.5 rebounds per game. He graduated with a degree in integrative studies.

Born in Salt Lake City, Utah, Young grew up in Marietta, Georgia attending Sprayberry High School. He was a two-year letterwinner under head coach Roger Kaum. He averaged 15 points and six assists per game as a senior, helping his team go 27-4 and ranked sixth in the state.

Young is married to Melissa (Bailey) Young and they have two sons and a daughter.

YOUNG'S HEAD COACHING RECORD

Season	School	Overall	Pct.	Home	Pct.	Away	Pct.	Neutral	Pct.	Conf.	Pct.	Conf. Tourney	Postseason
2024-25	BYU	10-5	.667	8-1	.889	0-3	.000	2-1	.667	1-3	.250	0-0	0-0
	Overall	**10-5**	**.667**	**8-1**	**.889**	**0-3**	**.000**	**2-1**	**.667**	**1-3**	**.250**	**0-0**	**0-0**

NUMERICAL/ALPHABETICAL ROSTER

Numerical Roster

No.	Name	Pos.	Ht.	Wt.	Yr.	Exp	Hometown (Previous School)
0	Mawot **Mag**	F	6-7	220	Sr.	TR	Melbourne, Australia (Rutgers)
1	Trey **Stewart**	G	6-2	190	Sr.	3L	American Fork, Utah (American Fork HS)
2	Elijah **Crawford**	G	6-2	182	Fr.	HS	Augusta, Georgia (Brewster Academy)
3	Egor **Demin**	G	6-9	190	Fr.	HS	Moscow, Russia (Real Madrid)
4	Brody **Kozlowski**	F	6-8	231	Fr.	HS	Draper, Utah (Corner Canyon HS)
5	Mihailo **Bošković**	F	6-10	220	Jr.	HS	Užice, Serbia (Igokea)
6	Kanon **Catchings**	F	6-9	212	Fr.	HS	Brownsburg, Indiana (Overtime Elite)
7	Khadim **Mboup**	F	6-9	-	Fr.	HS	Dakar, Senegal (NBA Academy Africa)
12	Townsend **Tripple**	F	6-8	218	So.	1L	Meridian, Idaho (Rocky Mountain HS)
13	Keba **Keita**	C	6-9	229	Jr.	TR	Bamako, Mali (Utah)
15	Richie **Saunders**	G	6-5	196	Jr.	2L	Riverton, Utah (Wasatch Academy)
20	Max **Triplett**	F	6-9	230	Jr.	TR	Huntsville, Utah (Snow College)
21	Trevin **Knell**	G	6-5	186	Sr.	3L	North Salt Lake, Utah (Woods Cross HS)
25	Dawson **Baker**	G	6-4	201	R-Jr.	RS	Coto De Caza, California (UC Irvine)
30	Dallin **Hall**	G	6-4	197	Jr.	2L	Plain City, Utah (Fremont HS)
45	Fousseyni **Traore**	F	6-6	250	Sr.	3L	Bamako, Mali (Wasatch Academy)
51	Jared **McGregor**	G	6-3	198	Jr.	2L	Saratoga Springs, Utah (Westlake HS)

Alphabetical Roster

No.	Name	Pos.	Ht.	Wt.	Yr.	Exp	Hometown (Previous School)
25	Dawson **Baker**	G	6-4	201	R-Jr.	RS	Coto De Caza, California (UC Irvine)
5	Mihailo **Bošković**	F	6-10	220	Jr.	HS	Užice, Serbia (Igokea m:tel)
6	Kanon **Catchings**	F	6-9	212	Fr.	HS	Brownsburg, Indiana (Overtime Elite)
2	Elijah **Crawford**	G	6-2	182	Fr.	HS	Augusta, Georgia (Brewster Academy)
3	Egor **Demin**	G	6-9	190	Fr.	HS	Moscow, Russia (Real Madrid)
30	Dallin **Hall**	G	6-4	197	Jr.	2L	Plain City, Utah (Fremont HS)
13	Keba **Keita**	C	6-9	229	Jr.	TR	Bamako, Mali (Utah)
21	Trevin **Knell**	G	6-5	186	Sr.	3L	North Salt Lake, Utah (Woods Cross HS)
4	Brody **Kozlowski**	F	6-8	231	Fr.	HS	Draper, Utah (Corner Canyon HS)
0	Mawot **Mag**	F	6-7	220	Sr.	TR	Melbourne, Australia (Rutgers)
7	Khadim **Mboup**	F	6-9	-	Fr.	HS	Dakar, Senegal (NBA Academy Africa)
51	Jared **McGregor**	G	6-3	198	Jr.	2L	Saratoga Springs, Utah (Westlake HS)
15	Richie **Saunders**	G	6-5	196	Jr.	2L	Riverton, Utah (Wasatch Academy)
1	Trey **Stewart**	G	6-2	190	Sr.	3L	American Fork, Utah (American Fork HS)
45	Fousseyni **Traore**	F	6-6	250	Sr.	3L	Bamako, Mali (Wasatch Academy)
20	Max **Triplett**	F	6-9	230	Jr.	TR	Huntsville, Utah (Snow College)
12	Townsend **Tripple**	F	6-8	218	So.	1L	Meridian, Idaho (Rocky Mountain HS)

Coaching Staff

Name	Position (Year at BYU)	Alma Mater (Year)
Kevin **Young**	Head Coach (1st)	Clayton State (2004)
Will **Voigt**	Assistant Coach (1st)	Pomona College (1998)
Brandon **Dunson**	Assistant Coach (1st)	Azusa Pacific (2012)
Chris **Burgess**	Assistant Coach (4th)	Utah (2014)
Tim **Fanning**	Assistant Coach (1st)	Whittier College (2007)
John **Linehan**	Assistant Coach (1st)	Providence (2013)
Doug **Stewart**	Chief of Staff (1st)	Brown (1994)
Jordan **Brady**	Dir. of Player Development	UVU (2008)
Akash **Sebastian**	Dir. of Analytics & Strategy (1st)	Birla Education of Technology & Science (2019)
Danielle **LaFata**	Dir. of Nutrition (1st)	Wayne State (2006)
Justin **Young**	Dir. of Recruiting (1st)	Kennesaw State
Nate **Austin**	Dir. of Basketball Operations (2nd)	BYU (2016)
Robert **Ramos**	Dir. of Sports Medicine (23rd)	BYU (1995)
Michael **Davie**	Dir. of Strength & Conditioning/Sports Science (2nd)	Queensland University of Technology (2005)

Pronunciation Guide

Mihailo Boskovic ..... **mee-high-low bos-shko-vitch**
Kanon Catchings..... **cannon (like the camera)**
Egor Demin..... **yay-gor di-min**
Keba Keita..... **kay-buh kay-tah**
Trevin Knell ..... **nell (like smell)**
Brody Kozlowski..... **cause-lou-ski**
Mawot Mag..... **moh-wit mag (like magazine)**
Khadim Mboup ..... **huh-deem mm-boop**
Robert Ramos..... **ray-mos**
Richie Saunders ..... **saw-n-ders**
Fousseyni Traore ..... **foo-sen-ee try-or-eh**
Will Voigt ..... **voit**
Akash Sebastian..... **uh-cosh**

GEOGRAPHIC BREAKDOWN

Australia
Mawot Mag

California
Dawson Baker

Georgia
Elijah Crawford

Idaho
Townsend Tripple

Indiana
Kanon Catchings

Mali
Keba Keita
Fousseyni Traore

Russia
Egor Demin

Senegal
Khadim Mboup

Serbia
Mihailo Bošković

Utah
Dallin Hall
Trevin Knell
Brody Kozlowski
Jared McGregor
Richie Saunders
Trey Stewart
Max Triplett

CLASS BREAKDOWN

Freshman
Kanon Catchings
Elijah Crawford
Egor Demin
Brody Kozlowski
Khadim Mboup

Sophomore
Townsend Tripple

Junior
Dawson Baker*
Mihailo Bošković
Dallin Hall
Keba Keita
Jared McGregor
Richie Saunders
Max Triplett

Senior
Trevin Knell
Mawot Mag
Trey Stewart
Fousseyni Traore

*Redshirted 2023-24 season

#0 Mawot Mag
6-7 | Forward | Senior
Melbourne, Australia

#1 Trey Stewart
6-2 | Guard | Senior
American Fork, Utah

#2 Elijah Crawford
6-2 | Guard | Freshman
Augusta, Georgia

#3 Egor Demin
6-9 | Guard | Freshman
Moscow, Russia

#4 Brody Kozlowski
6-8 | Forward | Freshman
Draper, Utah

#5 Mihailo Boskovic
6-10 | Forward | Junior
Uzice, Serbia

#6 Kanon Catchings
6-9 | Forward | Freshman
Brownsburg, Indiana

#7 Khadim Mboup
6-9 | Forward | Freshman
Dakar, Senegal

#12 Townsend Tripple
6-8 | Forward | Sophomore
Meridian, Idaho

#13 Keba Keita
6-9 | Forward | Junior
Bamako, Mali

#15 Richie Saunders
6-5| Forward | Junior
Riverton, Utah

#20 Max Triplett
6-9| Forward | Junior
Huntsiville, Utah



#21 Trevin Knell
6-5 | Guard| Senior
North Salt Lake, Utah

#25 Dawson Baker
6-4 | Guard | Redshirt Junior
Coto de Caza, California

#30 Dallin Hall
6-4 | Guard | Junior
Plain City, Utah

#45 Fousseyni Traore
6-6 | Forward | Senior
Bamako, Mali

#51 Jared McGregor
6-3 | Guard | Junior
Saratoga Springs, Utah

Kevin Young
Head Coach

Will Voigt
Assistant Coach

Brandon Dunson
Assistant Coach

Chris Burgess
Assistant Coach



Tim Fanning
Assistant Coach

John Linehan
Assistant Coach

Doug Stewart
Chief of Staff



Nate Austin
Dir. of Basketball Operations

Jordan Brady
Dir. of Player Development

Akash Sebastian
Dir. of Analytics & Strategy



Danielle LaFata
Dir. of Nutrition

Justin Young
Dir. of Recruiting

Robert Ramos
Dir. of Sports Medicine

MAWOT MAG

SENIOR | 6-7 | FORWARD | MELBOURNE, AUSTRALIA | RUTGERS

2024-25

Scored a season-high 11 points in win over Wyoming... knocked down three 3-pointers for the second time in his career... also had three rebounds in win over the Cowboys... got first start as a Cougar in win over Florida A&M... scored in double figures in three of last five appearances... tied a career-high with two blocks at TCU...

BEFORE BYU

Spent four seasons at Rutgers... graduated with a Bachelor's in labor studies and employment relations... appeared in 80 games including 41 starts, averaging 17.8 minutes per game... averaged 5.5 points, 3.1 rebounds and 0.8 assists per game... shot 44.3 percent from the field, 26.3 percent from three and 70.7 percent from the free throw line... scored in double figures 17 times... recorded lone double-double of collegiate career with 24 points and 10 boards against Iowa on January 6, 2024... appeared in 17 games with 16 starts as a senior... played at Prolific Prep for final two seasons after spending a year at Victory Rock Prep in Florida... three-star recruit by Rivals and 247Sports... no. 41 small forward and No. 223 overall in Class of 2020... averaged 10.2 points, 6.0 rebounds, 2.5 assists and 1.5 steals per game as a senior... only appeared in six games as a junior, averaging 10.0 points, 6.5 rebounds, 1.5 rebounds and 1.5 blocks per game... chose Rutgers over Cal State Fullerton, DePaul, Oregon State, Washington State and Nevada...

PERSONAL

Born in Sudan, then moved to Melbourne, Australia at two years old...

SEASON HIGHS

Points:	11	vs. Wyoming (12/14/24)
Rebounds:	5	Texas Tech (1/7/25)
Assists:	1 (5x)	Texas Tech (1/7/25)
Steals:	1 (8x)	at TCU (1/11/25)
Blocks:	2	at TCU (1/11/25)
Field Goals:	5	Texas Tech (1/7/25)
3-Pointers:	3	vs. Wyoming (12/14/24)
Free Throws:	3	Florida A&M (12/20/24)
Minutes:	25	at TCU (1/11/25)

CAREER HIGHS

Points:	24	at Iowa (01/06/24)
Rebounds:	10	at Iowa (01/06/24)
Assists:	4 (2x)	. Indiana (01/09/24)
Steals:	3 (3x)	at Michigan (02/03/24)
Blocks:	2 (4x)	at TCU (1/11/25)
Field Goals:	7 (2x)	Nebraska (01/17/24)
3-Pointers:	3 (2x)	vs. Wyoming (12/14/24)
Free Throws:	7	at Iowa (01/06/24)
Minutes:	38	Nebraska (01/17/24)

BIG 12 HIGHS

Points:	11	Texas Tech (1/7/25)
Rebounds:	5	Texas Tech (1/7/25)
Assists:	1	Texas Tech (1/7/25)
Steals:	1 (4x)	at TCU (1/11/25)
Blocks:	2	at TCU (1/11/25)
Field Goals:	5	Texas Tech (1/7/25)
3-Pointers:	1	Texas Tech (1/7/25)
Free Throws:	3	at TCU (1/11/25)
Minutes:	25	at TCU (1/11/25)

PRODUCTION TRACKER

	2024-25	Career
Had a double-double	--	1 (0-1)
Scored 10+ points	3 (2-1)	20 (14-6)
Scored 20+ points	--	1 (0-1)
Led BYU in scoring	--	--
Led BYU in rebounds	--	--
Led BYU in assists	--	--
Led BYU in steals	3 (1-2)	3 (1-2)
Made 3+ 3-pt FGs	1 (1-0)	2 (1-1)
Had 3+ assists	--	4 (2-2)
Had 5+ assists	--	--
Had 3+ steals	--	3 (2-1)
Had 5+ rebounds	1 (0-1)	24 (14-10)
Had 10+ rebounds	--	1 (0-1)

2024-25 GAME-BY-GAME

OPPONENT	DATE	GS	MIN.	FG-FGA	PCT	3FG-FGA	PCT	FT-FTA	PCT	OFF	DEF	REB	AST	BLK	STL	PF	TO	PTS	AVG
Central Arkansas	11/5		13	1-4	.250	1-2	.500	0-0	.000	2	0	2	1	0	1	2	1	3	3.0
UC Riverside	11/8		4	1-1	1.000	0-0	.000	0-0	.000	0	0	0	0	0	0	1	0	2	2.5
Queens	11/13		15	3-5	.600	0-2	.000	0-0	.000	2	0	2	1	1	1	1	0	6	3.7
Idaho	11/16		10	0-1	.000	0-0	.000	2-3	.667	1	0	1	0	0	0	1	0	2	3.3
Mississippi Valley	11/23		11	1-3	.333	0-1	.000	2-2	1.000	0	0	0	0	0	0	3	0	4	3.4
vs. Ole Miss	11/28		1	0-0	.000	0-0	.000	0-0	.000	0	1	1	0	0	0	1	0	0	2.8
vs. NC State	11/29																		
at Providence	12/3		9	0-0	.000	0-0	.000	2-2	1.000	1	0	1	0	0	0	3	0	2	2.7
Fresno State	12/11																		
vs. Wyoming	12/14		23	4-5	.800	3-4	.750	0-0	.000	1	2	3	1	1	1	0	0	11	3.8
Florida A&M	12/20	*	15	3-4	.750	1-2	.500	3-3	1.000	0	2	2	1	1	1	3	0	10	4.4
Arizona State	12/31		10	1-3	.333	0-1	.000	0-0	.000	0	0	0	0	0	1	2	1	2	4.2
at Houston	1/4		6	1-2	.500	0-0	.000	0-0	.000	0	0	0	0	0	1	1	1	2	4.0
Texas Tech	1/7		21	5-9	.556	1-4	.250	0-0	.000	3	2	5	1	0	1	2	0	11	4.6
at TCU	1/11		25	1-4	.250	0-2	.000	3-4	.750	1	2	3	0	2	1	1	0	5	4.6
Oklahoma State	1/14																		
at Utah	1/18																		
at Colorado	1/21																		
Cincinnati	1/25																		
Baylor	1/28																		
at UCF	2/1																		
ARizona	2/4																		
at Cincinnati	2/8																		
at West Virginia	2/11																		
Kansas State	2/15																		
Kansas	2/18																		
at Arizona	2/22																		
at Arizona State	2/26																		
West Virginia	3/1																		
at Iowa State	3/4																		
Utah	3/8																		
TOTAL			**161**	**21-41**	**.512**	**6-18**	**.333**	**12-14**	**.857**	**11**	**9**	**20**	**5**	**5**	**8**	**21**	**3**	**60**	**4.6**

CAREER STATISTICS

YEAR	GP-GS	MPG	FG-FGA	PCT	3FG-A	PCT	FT-FTA	PCT	OFF-DEF-REB	AVG	PF-D	A	AVG	TO	BLK	AVG	STL	AVG	PTS	AVG
2020-21*	12-0	5.8	10-16	.625	1-3	.333	3-6	.500	4-9-13	1.1	5-0	1	0.1	4	1	0.1	2	0.2	24	2.0
2021-22*	28-2	11.7	31-75	.413	4-17	.235	16-23	.696	24-28-52	1.9	3-60	12	0.4	17	7	0.3	8	0.3	82	2.9
2022-23*	23-23	24.8	67-134	.500	9-30	.300	37-50	.740	37-84-121	5.3	48-1	26	1.1	35	9	0.4	23	1.0	180	7.8
2023-24*	17-16	26.8	58-150	.387	12-49	.245	26-37	.703	22-42-64	3.8	36-1	21	1.2	26	7	0.4	20	1.2	154	9.1
2024-25	13-1	12.4	21-41	.512	6-18	.333	12-14	.857	11-9-20	1.5	21-0	5	0.4	3	5	0.4	8	0.6	60	4.6
TOTAL!	**93-42**	**17.0**	**187-416**	**.450**	**32-117**	**.274**	**94-130**	**.723**	**98-172-270**	**2.9**	**146-2**	**65**	**0.7**	**85**	**29**	**0.3**	**61**	**0.7**	**500**	**5.4**

* Rutgers ! Rutgers and BYU

TREY STEWART

SENIOR | 6-2 | GUARD | AMERICAN FORK, UTAH | AMERICAN FORK HIGH SCHOOL

2024-25
Made season debut in win over Mississippi Valley State... connecting on a 3-pointer for the 11th time in his career...

2023-24
Got first career start in season opener against Houston Christian... 35th different player to start a game under Pope... scored a career-high 10 points against HCU... hit at least one 3-pointer in six games this season... has a season-high four assists three times... appeared in **11** straight games after only appearing in two of BYU's first nine league games...

2022-23
WCC All-Academic Honorable Mention... 12th in the WCC in assist-turnover- ratio... had a career-high eight assists in win over Western Oregon... carer-high nine points against Santa Clara... made first career 3-pointer and free throw against the San Diego State...

2021-22
Appeared in 11 games, playing a total of 26 minutes... scored a season-high two points against Oregon and Washington State... played a season-high five minutes in NIT first round win over Long Beach State...

BEFORE BYU
Graduated from American Fork... first team all-state as a senior after averaging 14.8 points per game...served a mission for the Church of Jesus Christ of Latter Day Saints in Leeds, England and Kennewick, Washington...

PERSONAL
Founder of Default Happiness, a clothing company focused on promotion a happy and healthy mindset in athletes by wearing the source of their game while they game... put together his own fashion show in the fall... signed former BYU and current Minnesota Vikings quarterback Jaren Hall to a NIL deal producing his own clothing line called 'kindness counts'... sister, Sophie, played soccer at Utah Tech...

SEASON HIGHS

Points:	3 (2x)	Texas Tech (1/7/25)
Rebounds:	1	Mississippi Valley State (11/23/24)
Assists:	1	Florida A&M (12/20/24)
Steals:	2	Florida A&M (12/20/24)
Blocks:	--	--
Field Goals:	1 (2x)	Texas Tech (1/7/25)
3-Pointers:	1 (2x)	Texas Tech (1/7/25)
Free Throws:	--	--
Minutes:	9	Mississippi Valley State (11/23/24)

CAREER HIGHS

Points:	10	Houston Christian (11/06/23)
Rebounds:	6	Bellarmine (12/22/23)
Assists:	8	Western Oregon (12/15/22)
Steals:	4	vs. Westminster (11/29/22)
Blocks:	2 (5x)	Wyoming (12/30/23)
Field Goals:	4	Santa Clara (2/16/23)
3-Pointers:	1 (12x)	Texas Tech (1/7/25)
Free Throws:	2 (3x)	vs. Arizona State (11/23/23)
Minutes:	23	vs. Westminster (11/29/22)

BIG 12 HIGHS

Points:	4	Kansas State (2/10/24)
Rebounds:	3	Kansas State (2/10/24)
Assists:	1 (4x)	at Kansas (2/27/24)
Steals:	2	Kansas State (2/10/24)
Blocks:	--	--
Field Goals:	2	Kansas State (2/10/24)
3-Pointers:	1	Texas Tech (1/7/25)
Free Throws:	--	--
Minutes:	9	UCF (2/13/24)

PRODUCTION TRACKER

	2024-25	Career
Had a double-double	--	--
Scored 10+ points	--	1 (1-0)
Scored 20+ points	--	--
Led BYU in scoring	--	--
Led BYU in rebounds	--	--
Led BYU in assists	--	1 (1-0)
Led BYU in steals	2 (1-1)	7 (6-1)
Made 3+ 3-pt FGs	--	--
Had 3+ assists	--	6 (6-0)
Had 5+ assists	--	1 (1-0)
Had 3+ steals	--	3 (3-0)
Had 5+ rebounds	--	3 (3-0)
Had 10+ rebounds	--	--

2024-25 GAME-BY-GAME

OPPONENT	DATE	GS	MIN.	FG-FGA	PCT	3FG-FGA	PCT	FT-FTA	PCT	OFF	DEF	REB	AST	BLK	STL	PF	TO	PTS	AVG
Central Arkansas	11/5																		
UC Riverside	11/8																		
Queens	11/13																		
Idaho	11/16																		
Mississippi Valley	11/23		9	1-1	1.000	1-1	1.000	0-0	.000	0	1	1	0	0	0	1	1	3	3.0
vs. Ole Miss	11/28		1	0-0	.000	0-0	.000	0-0	.000	0	0	0	0	0	0	0	0	0	1.5
vs. NC State	11/29		6	0-1	.000	0-1	.000	0-0	.000	1	0	1	0	0	0	1	0	0	1.0
at Providence	12/3		4	0-1	.000	0-1	.000	0-0	.000	0	0	0	0	0	0	0	0	0	0.8
Fresno State	12/11																		
vs. Wyoming	12/14																		
Florida A&M	12/20		7	0-0	.000	0-0	.000	0-0	.000	0	0	0	1	0	2	1	0	0	0.6
Arizona State	12/31		2	0-0	.000	0-0	.000	0-0	.000	0	0	0	0	0	0	1	0	0	0.5
at Houston	1/4		3	0-0	.000	0-0	.000	0-0	.000	0	0	0	0	0	1	0	0	0	0.4
Texas Tech	1/7		1	1-1	1.000	1-1	1.000	0-0	.000	0	0	0	0	0	0	0	0	3	0.8
at TCU	1/11		1	0-0	.000	0-0	.000	0-0	.000	0	0	0	0	0	0	0	0	0	0.7
Oklahoma State	1/14																		
at Utah	1/18																		
at Colorado	1/21																		
Cincinnati	1/25																		
Baylor	1/28																		
at UCF	2/1																		
ARizona	2/4																		
at Cincinnati	2/8																		
at West Virginia	2/11																		
Kansas State	2/15																		
Kansas	2/18																		
at Arizona	2/22																		
at Arizona State	2/26																		
West Virginia	3/1																		
at Iowa State	3/4																		
Utah	3/8																		
TOTAL			**33**	**2-4**	**.500**	**2-4**	**.500**	**0-0**	**.000**	**1**	**1**	**2**	**1**	**0**	**3**	**4**	**1**	**3**	**0.7**

CAREER STATISTICS

YEAR	GP-GS	MPG	FG-FGA	PCT	3FG-A	PCT	FT-FTA	PCT	OFF-DEF-REB	AVG	PF-D	A	AVG	TO	BLK	AVG	STL	AVG	PTS	AVG
2021-22	11-0	2.6	2-9	.222	0-3	.000	0-0	.000	2-5-7	0.6	5-0	2	0.2	2	1	0.1	3	0.3	4	0.4
2022-23	27-0	10.2	16-64	.250	4-34	.118	5-10	.500	10-22-32	1.2	42-1	28	1.0	14	6	0.2	22	0.8	41	1.5
2023-24	26-4	9.4	22-54	.407	6-23	.261	6-10	.600	11-36-47	1.8	28-0	29	1.1	20	6	0.2	12	0.5	56	2.2
2024-25	9-0	3.6	2-4	.500	2-4	.500	0-0	.000	1-1-2	0.2	4-0	1	0.1	1	0	0.0	3	0.3	6	0.7
TOTAL	**73-4**	**8.0**	**42-131**	**.321**	**12-64**	**.188**	**11-20**	**.550**	**24-64-88**	**1.2**	**79-1**	**60**	**0.8**	**37**	**13**	**0.2**	**40**	**0.5**	**107**	**1.5**

ELIJAH CRAWFORD

FRESHMAN | 6-2 | GUARD | AUGUSTA, GEORGIA | BREWSTER ACADEMY

2024-25

Made collegiate debut in season opener against Central Arkansas... finished with two points, four rebounds, two assists and a steal... scored a career-high five points in win over Wyoming at the Delta Center... made first career 3-pointer against the Cowboys...

BEFORE BYU

Prepped at Brewster Academy... four-star recruit (247Sports, On3, ESPN)... Ranked No. 96 in ESPN 100... MaxPreps.com New Hampshire Player of the Year as a senior... averaged 12.0 points, 4.3 assists, 3.4 rebounds and 1.6 steals per game... shot 46.0 percent from the field, 40.0 percent from three and 90.0 percent from the free throw line... helped Augusta Christian win a state title as a sophomore... 15U EYBL Peach Jam Champion...

PERSONAL

Son of Brittany Williams and Broderick Crawford... has three siblings... cousin, Vonteego Cummings, played at Pitt and overseas...

SEASON HIGHS

Points:	5	vs. Wyoming (12/14/24)
Rebounds:	4 (2x)	Queens (11/13/24)
Assists:	4 (2x)	Florida A&M (12/20/24)
Steals:	2 (2x)	Florida A&M (12/20/24)
Blocks:	--	--
Field Goals:	2	vs. Wyoming (12/14/24)
3-Pointers:	1	vs. Wyoming (12/14/24)
Free Throws:	2 (2x)	Florida A&M (12/20/24)
Minutes:	16	Queens (11/13/24)

CAREER HIGHS

Points:	5	vs. Wyoming (12/14/24)
Rebounds:	4 (2x)	Queens (11/13/24)
Assists:	4 (2x)	Florida A&M (12/20/24)
Steals:	2 (2x)	Florida A&M (12/20/24)
Blocks:	--	--
Field Goals:	2	vs. Wyoming (12/14/24)
3-Pointers:	1	vs. Wyoming (12/14/24)
Free Throws:	2 (2x)	Florida A&M (12/20/24)
Minutes:	16	Queens (11/13/24)

BIG 12 HIGHS

Points:	--	--
Rebounds:	--	--
Assists:	--	--
Steals:	--	--
Blocks:	--	--
Field Goals:	--	--
3-Pointers:	--	--
Free Throws:	--	--
Minutes:	3	at Houston (1/4/25)

PRODUCTION TRACKER

	2024-25	Career
Had a double-double	--	--
Scored 10+ points	--	--
Scored 20+ points	--	--
Led BYU in scoring	--	--
Led BYU in rebounds	--	--
Led BYU in assists	--	--
Led BYU in steals	2 (2-0)	2 (2-0)
Made 3+ 3-pt FGs	--	--
Made 3+ 3-pt FGS	--	--
Had 5+ assists	--	--
Had 7+ assists	--	--
Had 3+ steals	--	--
Had 5+ rebounds	--	--

2024-25 GAME-BY-GAME

OPPONENT	DATE	GS	MIN.	FG-FGA	PCT	3FG-FGA	PCT	FT-FTA	PCT	OFF	DEF	REB	AST	BLK	STL	PF	TO	PTS	AVG
Central Arkansas	11/5		12	1-4	.250	0-2	.000	0-0	.000	3	1	4	2	0	1	3	1	2	2.0
UC Riverside	11/8		8	0-2	.000	0-0	.000	0-0	.000	0	1	1	0	0	0	1	2	0	1.0
Queens	11/13		16	1-2	.500	0-0	.000	1-2	.500	2	2	4	4	0	2	2	2	3	1.7
Idaho	11/16		10	0-1	.000	0-1	.000	0-1	.000	0	0	0	1	0	1	2	0	0	1.3
Mississippi Valley	11/23		2	0-1	.000	0-1	.000	0-0	.000	0	0	0	0	0	0	0	0	0	1.0
vs. Ole Miss	11/28		3	0-0	.000	0-0	.000	0-0	.000	0	0	0	0	0	0	0	0	0	0.8
vs. NC State	11/29																		
at Providence	12/3		3	0-2	.000	0-0	.000	2-2	1.000	0	1	1	0	0	0	0	0	2	1.0
Fresno State	12/11		9	1-3	.333	0-1	.000	0-0	.000	0	0	0	1	0	0	2	1	2	1.1
vs. Wyoming	12/14		11	2-3	.667	1-2.	500	0-0	.000	0	0	0	0	0	0	2	0	5	1.6
Florida A&M	12/20		14	1-3	.333	0-1	.000	2-2	1.000	0	3	3	4	0	2	2	0	4	1.8
Arizona State	12/31		1	0-0	.000	0-0	.000	0-0	.000	0	0	0	0	0	0	1	0	0	1.6
at Houston	1/4		3	0-0	.000	0-0	.000	0-0	.000	0	0	0	0	0	0	0	0	0	1.5
Texas Tech	1/7		1	0-0	.000	0-0	.000	0-0	.000	0	0	0	0	0	0	0	0	0	1.4
at TCU	1/11																		
Oklahoma State	1/14																		
at Utah	1/18																		
at Colorado	1/21																		
Cincinnati	1/25																		
Baylor	1/28																		
at UCF	2/1																		
ARizona	2/4																		
at Cincinnati	2/8																		
at West Virginia	2/11																		
Kansas State	2/15																		
Kansas	2/18																		
at Arizona	2/22																		
at Arizona State	2/26																		
West Virginia	3/1																		
at Iowa State	3/4																		
Utah	3/8																		
TOTAL			**94**	**6-21**	**.286**	**1-8**	**.125**	**5-7**	**.714**	**5**	**8**	**13**	**12**	**0**	**6**	**15**	**6**	**18**	**1.4**

CAREER STATISTICS

YEAR	GP-GS	MPG	FG-FGA	PCT	3FG-A	PCT	FT-FTA	PCT	OFF-DEF-REB	AVG	PF-D	A	AVG	TO	BLK	AVG	STL	AVG	PTS	AVG
2024-25	12-0	7.2	6-21	.286	1-8	.125	5-7	.714	5-8-13	1.0	15-0	12	0.9	6	0	0.0	6	0.5	18	1.4
TOTAL	**12-0**	**7.2**	**6-21**	**.286**	**1-8**	**.125**	**5-7**	**.714**	**5-8-13**	**1.0**	**15-0**	**12**	**0.9**	**6**	**0**	**0.0**	**6**	**0.5**	**18**	**1.4**

EGOR DEMIN

FRESHMAN | 6-9 | GUARD | MOSCOW, RUSSIA | REAL MADRID

2024-25

Big 12 Newcomer of the Week (Nov. 11, Nov. 18)... most assists in a debut in program history (11)... fourth-most assists by a freshmen in program history (11)... second-most 3-point field goals in a debut (4)... second-most steals in a debut (4)... one of only two Big 12 Freshman to have 10+ points and 10+ assists in collegiate debut (Oklahoma's Trae Young)... one of five freshmen since 1992 to have 15 points, seven assists, three steals and three blocks in a game... made collegiate debut with a start against Central Arkansas... finished with a double-double (18 points, 11 assists)... also had four rebounds and four steals in 31 minutes of action... missed last three games due to leg injury...

BEFORE BYU

22nd youngest player in NCAA Division I men's basketball... Five-star recruit (247Sports)... averaged 16.0 points, 8.2 rebounds, 3.8 assists and 1.6 steals per game at 2024 Adidas Next Generation Tournament helping Real Madrid secure its second consecutive title... appeared in 21 games for Real Madrid 2 during 2023-24 Spain EBA season... averaged 13.0 points, 5.1 rebounds and 4.3 assists per game... shot 57.1 percent from the field, 33.6 percent from three and 78.4 percent from the free throw line... also played with Trinta in Moscow, Russia... three-time Russian national champion... two-time MVP of Russian National Championship...

PERSONAL

Son of Natalia and Vladimir... has one brother... loves to cook... has different colored eyes... grew a foot in less than a year... eats with his left hand... wants to learn how to play the piano...

SEASON HIGHS

Points:	20	UC Riverside (11/8/24)
Rebounds:	11	vs. NC State (11/29/24)
Assists:	11	Central Arkansas (11/5/24)
Steals:	4	Central Arkansas (11/5/24)
Blocks:	3	Idaho (11/16/24)
Field Goals:	8	UC Riverside (11/8/24)
3-Pointers:	4	Central Arkansas (11/5/24)
Free Throws:	6	at Providence (12/3/24)
Minutes:	37	vs. Ole Miss (11/28/24)

CAREER HIGHS

Points:	20	UC Riverside (11/8/24)
Rebounds:	11	vs. NC State (11/29/24)
Assists:	11	Central Arkansas (11/5/24)
Steals:	4	Central Arkansas (11/5/24)
Blocks:	3	Idaho (11/16/24)
Field Goals:	8	UC Riverside (11/8/24)
3-Pointers:	4	Central Arkansas (11/5/24)
Free Throws:	6	at Providence (12/3/24)
Minutes:	37	vs. Ole Miss (11/28/24)

BIG 12 HIGHS

Points:	12	Texas Tech (1/7/25)
Rebounds:	4 (2x)	Texas Tech (1/7/25)
Assists:	7 (2x)	at Houston (1/4/25)
Steals:	2 (2x)	Texas Tech (1/7/25)
Blocks:	--	--
Field Goals:	4	Texas Tech (1/7/25)
3-Pointers:	1	Texas Tech (1/7/25)
Free Throws:	3	Texas Tech (1/7/25)
Minutes:	30	Arizona State (12/31/24)

PRODUCTION TRACKER

	2024-25	Career
Had a double-double	1 (1-0)	1 (1-0)
Scored 10+ points	6 (4-2)	6 (4-2)
Scored 20+ points	1 (1-0)	1 (1-0)
Led BYU in scoring	2 (2-0)	2 (2-0)
Led BYU in rebounds	1 (1-0)	1 (1-0)
Led BYU in assists	10 (7-3)	10 (7-3)
Led BYU in steals	5 (4-1)	5 (4-1)
Made 3+ 3-pt FGs	2 (2-0)	2 (2-0)
Had 5+ assists	8 (6-2)	8 (6-2)
Had 10+ assists	1 (1-0)	1 (1-0)
Had 3+ steals	3 (3-0)	3 (3-0)
Had 5+ rebounds	3 (3-0)	3 (3-0)
Had 10+ rebounds	1 (1-0)	1 (1-0)

2024-25 GAME-BY-GAME

OPPONENT	DATE	GS	MIN.	FG-FGA	PCT	3FG-FGA	PCT	FT-FTA	PCT	OFF	DEF	REB	AST	BLK	STL	PF	TO	PTS	AVG
Central Arkansas	11/5	*	31	7-13	.538	4-7	.571	0-1	.000	0	4	4	11	0	4	1	2	18	18.0
UC Riverside	11/8	*	32	8-11	.727	2-5	.400	2-6	.333	1	4	5	7	0	0	1	2	20	19.0
Queens	11/13	*	27	6-9	.667	2-4	.500	0-0	.000	0	3	3	5	0	2	0	3	14	17.3
Idaho	11/16	*	30	5-8	.625	3-4	.750	3-3	1.000	0	2	2	7	3	3	0	1	16	17.0
Mississippi Valley	11/23	*	28	3-4	.750	2-3	.667	0-0	.000	1	5	6	6	1	3	0	3	8	15.2
vs. Ole Miss	11/28	*	37	5-13	.385	2-9	.222	4-7	.571	0	3	3	4	1	1	2	5	16	15.3
vs. NC State	11/29	*	28	3-7	.429	0-2	.000	2-2	1.000	4	7	11	4	1	0	4	2	8	14.3
at Providence	12/3	*	22	0-10	.000	0-5	.000	6-6	1.000	0	3	3	2	0	0	0	1	6	13.3
Fresno State	12/11																		
vs. Wyoming	12/14																		
Florida A&M	12/20																		
Arizona State	12/31	*	30	2-8	.250	0-5	.000	0-0	.000	0	4	4	7	0	2	0	5	4	12.2
at Houston	1/4	*	26	1-6	.167	0-3	.000	1-2	.500	0	3	3	7	0	1	1	3	3	11.3
Texas Tech	1/7	*	29	4-12	.333	1-5	.200	3-4	.750	0	4	4	6	0	2	1	2	12	11.4
at TCU	1/11	*	28	3-8	.375	0-3	.000	2-3	.667	0	2	2	4	0	0	3	4	8	11.1
Oklahoma State	1/14																		
at Utah	1/18																		
at Colorado	1/21																		
Cincinnati	1/25																		
Baylor	1/28																		
at UCF	2/1																		
ARizona	2/4																		
at Cincinnati	2/8																		
at West Virginia	2/11																		
Kansas State	2/15																		
Kansas	2/18																		
at Arizona	2/22																		
at Arizona State	2/26																		
West Virginia	3/1																		
at Iowa State	3/4																		
Utah	3/8																		
TOTAL			**346**	**47-109**	**.431**	**16-55**	**.291**	**23-34**	**.676**	**6**	**44**	**50**	**70**	**6**	**18**	**13**	**33**	**133**	**11.1**

CAREER STATISTICS

YEAR	GP-GS	MPG	FG-FGA	PCT	3FG-A	PCT	FT-FTA	PCT	OFF-DEF-REB	AVG	PF-D	A	AVG	TO	BLK	AVG	STL	AVG	PTS	AVG
2024-25	12-12	28.9	47-109	.431	16-55	.291	23-34	.676	6-44-50	4.2	13-0	70	5.8	33	6	0.5	18	1.5	133	11.1
TOTAL	**12-12**	**28.9**	**47-109**	**.431**	**16-55**	**.291**	**23-34**	**.676**	**6-44-50**	**4.2**	**13-0**	**70**	**5.8**	**33**	**6**	**0.5**	**18**	**1.5**	**133**	**11.1**

BRODY KOZLOWSKI

FRESHMAN | 6-8 | FORWARD | DRAPER, UTAH | CORNER CANYON HIGH SCHOOL

2024-25

Made collegiate debut in win over Queens... recorded in one steal in six minutes of action... scored career-high eight points in win over Florida A&M... went 2-of-3 from 3-point range in 13 minutes of action... also went 2-of-2 from the free throw line...

BEFORE BYU

Prepped at Corner Canyon High School... valedictorian... four-star recruit (ESPN, rivals.com)... No. 94 player in ESPN Top 100... McDonald's All-American nominee... two-time Utah 6A Player of the Year... averaged 20.4 points and 8.6 rebounds per game as a senior... recorded four double-doubles including 29-point, 16-rebound performance against Copper Hills... averaged 16.9 points and 10.9 rebounds per game as a junior... named MaxPreps Utah Player of the Year... Adidas All-American... helped Utah Prospects win Adidas 17U... all-state as a sophomore... originally signed with USC prior to transferring to BYU...

PERSONAL

Son of Kristen and Travis Kozlowski... has four siblings... mom appeared in 75 games including 40 starts for the BYU women's basketball team from 2001-05... dad played outside linebacker for BYU... grandpa, Richard Kozlowski, played football at BYU and Iowa...

SEASON HIGHS

Points:	8	Florida A&M (12/20/24)
Rebounds:	3	Florida A&M (12/20/24)
Assists:	--	--
Steals:	1	Queens (11/13/24)
Blocks:	--	--
Field Goals:	2	Florida A&M (12/20/24)
3-Pointers:	2	Florida A&M (12/20/24)
Free Throws:	2	Florida A&M (12/20/24)
Minutes:	13	Florida A&M (12/20/24)

CAREER HIGHS

Points:	8	Florida A&M (12/20/24)
Rebounds:	3	Florida A&M (12/20/24)
Assists:	--	--
Steals:	1	Queens (11/13/24)
Blocks:	--	--
Field Goals:	2	Florida A&M (12/20/24)
3-Pointers:	2	Florida A&M (12/20/24)
Free Throws:	2	Florida A&M (12/20/24)
Minutes:	13	Florida A&M (12/20/24)

BIG 12 HIGHS

Points:	--	--
Rebounds:	--	--
Assists:	--	--
Steals:	--	--
Blocks:	--	--
Field Goals:	--	--
3-Pointers:	--	--
Free Throws:	--	--
Minutes:	4	at Houston (1/4/25)

PRODUCTION TRACKER

	2024-25	Career
Had a double-double	--	--
Scored 10+ points	--	--
Scored 20+ points	--	--
Led BYU in scoring	--	--
Led BYU in rebounds	--	--
Led BYU in assists	--	--
Led BYU in steals	--	--
Made 3+ 3-pt FGs	--	--
Had 5+ 3-pt FGS	--	--
Had 3+ assists	--	--
Had 3+ steals	--	--
Had 5+ rebounds	--	--
Had 10+ rebounds	--	--

2024-25 GAME-BY-GAME

OPPONENT	DATE	GS	MIN.	FG-FGA	PCT	3FG-FGA	PCT	FT-FTA	PCT	OFF	DEF	REB	AST	BLK	STL	PF	TO	PTS	AVG
Central Arkansas	11/5																		
UC Riverside	11/8																		
Queens	11/13		6	0-0	.000	0-0	.000	0-0	.000	0	0	0	0	0	1	1	0	0	0.0
Idaho	11/16		1	0-0	.000	0-0	.000	0-0	.000	0	1	1	0	0	0	0	0	0	0.0
Mississippi Valley	11/23		2	0-0	.000	0-0	.000	0-0	.000	0	0	0	0	0	0	0	0	0	0.0
vs. Ole Miss	11/28																		
vs. NC State	11/29																		
at Providence	12/3																		
Fresno State	12/11		1	0-0	.000	0-0	.000	0-0	.000	0	0	0	0	0	0	0	0	0	0.0
vs. Wyoming	12/14		1	0-0	.000	0-0	.000	0-0	.000	0	0	0	0	0	0	0	0	0	0.0
Florida A&M	12/20		13	2-3	.667	2-3	.667	2-2	1.000	0	3	3	0	0	0	0	1	8	1.3
Arizona State	12/31		1	0-0	.000	0-0	.000	0-0	.000	0	0	0	0	0	0	0	0	0	1.1
at Houston	1/4		4	0-1	.000	0-1	.000	0-0	.000	0	0	0	0	0	0	0	0	0	1.0
Texas Tech	1/7																		
at TCU	1/11																		
Oklahoma State	1/14																		
at Utah	1/18																		
at Colorado	1/21																		
Cincinnati	1/25																		
Baylor	1/28																		
at UCF	2/1																		
ARizona	2/4																		
at Cincinnati	2/8																		
at West Virginia	2/11																		
Kansas State	2/15																		
Kansas	2/18																		
at Arizona	2/22																		
at Arizona State	2/26																		
West Virginia	3/1																		
at Iowa State	3/4																		
Utah	3/8																		
TOTAL			**28**	**2-4**	**.500**	**2-4**	**.500**	**2-2**	**1.000**	**0**	**4**	**4**	**0**	**0**	**1**	**1**	**1**	**8**	**1.0**

CAREER STATISTICS

YEAR	GP-GS	MPG	FG-FGA	PCT	3FG-A	PCT	FT-FTA	PCT	OFF-DEF-REB	AVG	PF-D	A	AVG	TO	BLK	AVG	STL	AVG	PTS	AVG
2024-25	8-0	3.5	2-4	.500	2-4	.500	2-2	1.000	0-4-4	0.5	1-0	0	0.0	1	0	0.0	1	0.1	8	1.0
TOTAL	**8-0**	**3.5**	**2-4**	**.500**	**2-4**	**.500**	**2-2**	**1.000**	**0-4-4**	**0.5**	**1-0**	**0**	**0.0**	**1**	**0**	**0.0**	**1**	**0.1**	**8**	**1.0**

MIHAILO BOSKOVIC

JUNIOR | 6-10 | FORWARD | UZICE, SERBIA | IGOKEA M:TEL

2024-25

Third-most blocks in a debut in program history (2)... made collegiate debut in win over Central Arkansas... finished with 11 points, three rebounds, two assists and two blocks in 19 minutes off the bench... went 5-of-7 from the field... 1-of-3 from 3-point range... scored in double figures, 10, against No. 23 Ole Miss... knocked down two 3-pointers...

BEFORE BYU

Named 2022 FIBA U20 European Championship, Division B Most Valuable Player... averaged 12.3 points, 6.6 rebounds, 2.1 assists and a block per game helping Serbia go undefeated and claim the title... most recently played for KK Igokea in Bosnia's top league... also spent two seasons at KK Dynamic of the Serbian KLS... appeared in 28 games including 26 starts in 2022-23... averaged 13.1 points, 5.9 rebounds, 1.5 blocks and 1.2 assists per game... shot 38.3 percent from the field, 33.3 percent from three and 64.7 percent from the free throw line... appeared in 30 games with 14 starts in 2021-22... average 10.4 points and 5.6 rebounds per game... made three appearances for Sloboad Užice U19 in 2020-21...

PERSONAL

Son of Ana and Stevan Boskovic... oldest of three kids... brother, Marko... sister, Milica... enjoys watching movies, action and comedy... played soccer and water polo growing up... learned english from watching the Disney Channel at his grandparents house...

SEASON HIGHS

Points:	11	Central Arkansas (11/5/24)
Rebounds:	5	Mississippi Valley State (11/23/24)
Assists:	2 (2x)	Idaho (11/16/24)
Steals:	1 (4x)	Idaho (11/16/24)
Blocks:	2	Central Arkansas (11/5/24)
Field Goals:	5	Central Arkansas (11/5/24)
3-Pointers:	2	vs. Ole Miss (11/28/24)
Free Throws:	3	Florida A&M (12/20/24)
Minutes:	20	Florida A&M (12/20/24)

CAREER HIGHS

Points:	11	Central Arkansas (11/5/24)
Rebounds:	5	Mississippi Valley State (11/23/24)
Assists:	2 (2x)	Idaho (11/16/24)
Steals:	1 (4x)	Idaho (11/16/24)
Blocks:	2	Central Arkansas (11/5/24)
Field Goals:	5	Central Arkansas (11/5/24)
3-Pointers:	2	vs. Ole Miss (11/28/24)
Free Throws:	3	Florida A&M (12/20/24)
Minutes:	20	Florida A&M (12/20/24)

BIG 12 HIGHS

Points:	5	at Houston (1/4/25)
Rebounds:	2	at Houston (1/4/25)
Assists:	1	at Houston (1/4/25)
Steals:	--	--
Blocks:	--	--
Field Goals:	1	at Houston (1/4/25)
3-Pointers:	1	at Houston (1/4/25)
Free Throws:	2	at Houston (1/4/25)
Minutes:	13	at Houston (1/4/25)

PRODUCTION TRACKER

	2024-25	Career
Had a double-double	--	--
Scored 10+ points	2 (1-1)	2 (1-1)
Scored 20+ points	--	--
Led BYU in scoring	--	--
Led BYU in rebounds	--	--
Led BYU in assists	--	--
Led BYU in blocks	--	--
Made 3+ 3-pt FGs	--	--
Had 3+ assists	--	--
Had 3+ blocks	--	--
Had 3+ steals	--	--
Had 5+ rebounds	1 (1-0)	1 (1-0)
Had 10+ rebounds	--	--

2024-25 GAME-BY-GAME

OPPONENT	DATE	GS	MIN.	FG-FGA	PCT	3FG-FGA	PCT	FT-FTA	PCT	OFF	DEF	REB	AST	BLK	STL	PF	TO	PTS	AVG
Central Arkansas	11/5		19	5-7	.714	1-3	.333	0-0	.000	1	2	3	2	2	1	0	2	11	11.0
UC Riverside	11/8		16	1-2	.500	0-1	.000	2-2	1.000	0	1	1	0	1	1	4	1	4	7.5
Queens	11/13		11	2-6	.333	1-3	.333	2-2	1.000	0	1	1	0	0	1	0	0	7	7.3
Idaho	11/16		16	0-2	.000	0-2	.000	0-0	.000	0	1	1	2	0	1	1	2	0	5.5
Mississippi Valley	11/23		13	2-4	.500	0-2	.000	0-1	.000	0	5	5	0	0	1	0	0	4	5.2
vs. Ole Miss	11/28		17	3-5	.600	2-4	.500	2-2	1.000	0	1	1	0	0	0	1	1	10	6.0
vs. NC State	11/29		8	1-3	.333	1-1	1.000	0-0	.000	2	0	2	0	0	0	1	3	3	5.6
at Providence	12/3		14	0-2	.000	0-1	.000	0-1	.000	2	0	2	0	0	0	0	0	0	4.9
Fresno State	12/11		14	0-2	.000	0-2	.000	0-0	.000	0	2	2	0	0	0	1	2	0	4.3
vs. Wyoming	12/14		16	0-2	.000	0-2	.000	2-2	1.000	0	3	3	1	0	0	0	1	2	4.1
Florida A&M	12/20		20	1-6	.167	0-3	.000	3-4	.750	0	4	4	0	0	0	0	1	5	4.2
Arizona State	12/31																		
at Houston	1/4		13	1-2	.500	1-2	.500	2-2	1.000	0	2	2	1	0	0	0	0	5	4.3
Texas Tech	1/7																		
at TCU	1/11																		
Oklahoma State	1/14																		
at Utah	1/18																		
at Colorado	1/21																		
Cincinnati	1/25																		
Baylor	1/28																		
at UCF	2/1																		
ARizona	2/4																		
at Cincinnati	2/8																		
at West Virginia	2/11																		
Kansas State	2/15																		
Kansas	2/18																		
at Arizona	2/22																		
at Arizona State	2/26																		
West Virginia	3/1																		
at Iowa State	3/4																		
Utah	3/8																		
TOTAL			**177**	**16-43**	**.372**	**6-26**	**.231**	**13-16**	**.813**	**5**	**22**	**27**	**6**	**3**	**5**	**8**	**13**	**51**	**4.3**

CAREER STATISTICS

YEAR	GP-GS	MPG	FG-FGA	PCT	3FG-A	PCT	FT-FTA	PCT	OFF-DEF-REB	AVG	PF-D	A	AVG	TO	BLK	AVG	STL	AVG	PTS	AVG
2024-25	12-0	14.7	16-43	.372	6-26	.231	13-16	.813	5-22-27	2.3	8-0	6	0.5	13	3	0.3	5	0.4	51	4.3
TOTAL	**12-0**	**14.7**	**16-43**	**.372**	**6-26**	**.231**	**13-16**	**.813**	**5-22-27**	**2.3**	**8-0**	**6**	**0.5**	**13**	**3**	**0.3**	**5**	**0.4**	**51**	**4.3**

KANON CATCHINGS

FRESHMAN | 6-9 | FORWARD | BROWNSBURG, INDIANA | OVERTIME ELITE

2024-25

10th most 3-point field goal attempts by freshman in program history... second-most 3-point field goals in a debut (4)... second-most 3-point attempts in a debut (11)... second-most blocks in a debut (3)... Eighth-most 3-point field goals by a freshman in program history (5)... tied for eighth-most 3 3-pointer games in program history (4)... made collegiate debut in win over Central Arkansas... finished with 17 points, three rebounds, three blocks and an assist... scored career-high 21 points in win over Florida A&M...went 8-of-12 from the field and 4-of-7 from 3-point range...

BEFORE BYU

Four-star recruit (ESPN, 247Sports, On3)... No. 35 player in ESPN Top 100... attended Damian Lilliard's Formula Zero during the summer... first player from Indiana to play for Overtime Elite... averaged 14.4 points and 5.7 rebounds per game with OTE's Cold Hearts... prepped at Brownsburg High School... averaged 17.5 points and 4.8 rebounds per game as a junior...

PERSONAL

Mother, Tauja, played college basketball at Illinois... two-time All-American... Six-time All-Big Ten... Big Ten All-Freshman Team... member of Illinois' first Big Ten title in 1997... one of 12 players in program history to score over 1,500 points... also ranks third in program history in offensive rebounds (373), sixth in games played (122)), seventh in assists (342), eighth in steals (211) and eighth in total rebounds (825)... drafted by Phoenix Mercury with 37th pick of the 2000 WNBA Draft, becoming Illinos' first-ever WNBA Draft pick... grandfather, Harvey, spent 11 seasons in the NBA and is one 43 NBA players to record 10 or more blocks in a single game... aunt, Tamika, was a four-time Olympic Gold Medalist while also being named a WNBA MVP and 10-time All-Star...

SEASON HIGHS

Points:	21	Florida A&M (12/20/24)
Rebounds:	7	at Providence (12/3/24)
Assists:	3 (3x)	Florida A&M (12/20/24)
Steals:	2 (2x)	Florida A&M (12/20/24)
Blocks:	3	Central Arkansas (11/5/24)
Field Goals:	8	Florida A&M (12/20/24)
3-Pointers:	5	vs. Ole Miss (11/28/24)
Free Throws:	3	Idaho (11/16/24)
Minutes:	32	vs. Ole Miss (11/28/24)

CAREER HIGHS

Points:	21	Florida A&M (12/20/24)
Rebounds:	7	at Providence (12/3/24)
Assists:	3 (3x)	Florida A&M (12/20/24)
Steals:	2 (2x)	Florida A&M (12/20/24)
Blocks:	3	Central Arkansas (11/5/24)
Field Goals:	8	Florida A&M (12/20/24)
3-Pointers:	5	vs. Ole Miss (11/28/24)
Free Throws:	3	Idaho (11/16/24)
Minutes:	32	vs. Ole Miss (11/28/24)

BIG 12 HIGHS

Points:	11	Arizona State (12/31/24)
Rebounds:	2 (4x)	at TCU (1/11/25)
Assists:	1	at Houston (1/4/25)
Steals:	1 (3x)	at TCU (1/11/25)
Blocks:	1 (2x)	at Houston (1/4/25)
Field Goals:	4	Arizona State (12/31/24)
3-Pointers:	3	Arizona State (12/31/24)
Free Throws:	2	Texas Tech (1/7/25)
Minutes:	26	at Houston (1/4/25)

PRODUCTION TRACKER

	2024-25	Career
Had a double-double	--	--
Scored 10+ points	6 (5-1)	6 (5-1)
Scored 20+ points	--	--
Led BYU in scoring	2 (1-1)	2 (1-1)
Led BYU in rebounds	--	--
Led BYU in assists	--	--
Led BYU in steals	4 (2-2)	4 (2-2)
Made 3+ 3-pt FGs	3 (2-1)	3 (2-1)
Had 3+ assists	3 (3-0)	3 (3-0)
Had 5+ assists	--	--
Had 3+ steals	--	--
Had 5+ rebounds	3 (2-1)	3 (2-1)
Had 10+ rebounds	--	--

2024-25 GAME-BY-GAME

OPPONENT	DATE	GS	MIN.	FG-FGA	PCT	3FG-FGA	PCT	FT-FTA	PCT	OFF	DEF	REB	AST	BLK	STL	PF	TO	PTS	AVG
Central Arkansas	11/5	*	26	6-13	.462	4-11	.364	1-2	.500	0	3	3	1	3	1	0	2	17	17.0
UC Riverside	11/8	*	27	4-11	.364	1-6	.167	0-0	.000	1	4	5	0	2	1	2	1	9	13.0
Queens	11/13	*	22	4-14	.286	1-7	.143	0-0	.000	2	4	6	2	0	2	0	0	9	11.7
Idaho	11/16	*	26	2-7	.286	1-5	.200	3-7	.429	0	2	2	1	1	1	1	1	8	10.8
Mississippi Valley	11/23	*	24	5-10	.500	2-6	.333	2-3	.667	2	1	3	3	1	1	0	1	14	11.4
vs. Ole Miss	11/28	*	32	6-14	.429	5-10	.500	0-1	.000	2	2	4	0	0	0	4	3	17	12.3
vs. NC State	11/29	*	25	2-5	.400	2-3	.667	1-2	.500	1	0	1	2	0	0	3	1	7	11.6
at Providence	12/3	*	23	1-8	.125	1-4	.250	0-1	.000	5	2	7	2	1	0	1	1	3	10.5
Fresno State	12/11	*	29	4-11	.364	1-7	.143	1-1	1.0000	0	4	4	3	0	0	0	1	10	10.4
vs. Wyoming	12/14	*	21	3-7	.429	0-2	.000	2-4	.500	0	2	2	0	1	0	2	0	8	10.2
Florida A&M	12/20	*	26	8-12	.667	4-7	.571	1-2	.500	1	3	4	3	0	2	0	2	21	11.2
Arizona State	12/31	*	23	4-9	.444	3-7	.429	0-0	.000	0	2	2	0	1	1	2	1	11	11.2
at Houston	1/4	*	26	2-5	.400	1-3	.333	1-2	.500	2	0	2	1	1	1	2	0	6	10.8
Texas Tech	1/7	*	19	2-4	.500	0-2	.000	2-4	.500	1	1	2	0	0	0	2	0	6	10.4
at TCU	1/11	*	9	1-1	1.000	0-0	.000	1-2	.500	0	2	2	0	0	1	2	3	3	9.9
Oklahoma State	1/14																		
at Utah	1/18																		
at Colorado	1/21																		
Cincinnati	1/25																		
Baylor	1/28																		
at UCF	2/1																		
ARizona	2/4																		
at Cincinnati	2/8																		
at West Virginia	2/11																		
Kansas State	2/15																		
Kansas	2/18																		
at Arizona	2/22																		
at Arizona State	2/26																		
West Virginia	3/1																		
at Iowa State	3/4																		
Utah	3/8																		
TOTAL			**357**	**54-131**	**.412**	**26-80**	**.325**	**15-31**	**.484**	**17**	**32**	**49**	**18**	**11**	**11**	**21**	**17**	**149**	**9.9**

CAREER STATISTICS

YEAR	GP-GS	MPG	FG-FGA	PCT	3FG-A	PCT	FT-FTA	PCT	OFF-DEF-REB	AVG	PF-D	A	AVG	TO	BLK	AVG	STL	AVG	PTS	AVG
2024-25	15-15	23.8	54-131	.412	26-80	.325	15-31	.484	17-32-49	3.3	21-0	18	1.2	17	11	0.7	11	0.7	149	9.9
TOTAL	**15-15**	**23.8**	**54-131**	**.412**	**26-80**	**.325**	**15-31**	**.484**	**17-32-49**	**3.3**	**21-0**	**18**	**1.2**	**17**	**11**	**0.7**	**11**	**0.7**	**149**	**9.9**

KHADIM MBOUP

FRESHMAN | 6-9 | FORWARD | DAKAR, SENEGAL | NBA ACADEMY AFRICA

2024-25
Joined the team in December...

BEFORE BYU
Part of NBA Academy Africa... spent three years playing in Basketball Africa League (BAL) including a season under current BYU assistant coach Will Voigt... ranked third in steals per game (2.5) at 2023 NBA Academy Games in Atlanta, Ga... also ranked 10th in rebounds per game...

SEASON HIGHS

Points:	--	--
Rebounds:	--	--
Assists:	--	--
Steals:	--	--
Blocks:	--	--
Field Goals:	--	--
3-Pointers:	--	--
Free Throws:	--	--
Minutes:	--	--

CAREER HIGHS

Points:	--	--
Rebounds:	--	--
Assists:	--	--
Steals:	--	--
Blocks:	--	--
Field Goals:	--	--
3-Pointers:	--	--
Free Throws:	--	--
Minutes:	--	--

BIG 12 HIGHS

Points:	--	--
Rebounds:	--	--
Assists:	--	--
Steals:	--	--
Blocks:	--	--
Field Goals:	--	--
3-Pointers:	--	--
Free Throws:	--	--
Minutes:	--	--

PRODUCTION TRACKER

	2024-25	Career
Had a double-double	--	--
Scored 10+ points	--	--
Scored 20+ points	--	--
Led BYU in scoring	--	--
Led BYU in rebounds	--	--
Led BYU in assists	--	--
Led BYU in steals	--	--
Made 3+ 3-pt FGs	--	--
Had 3+ assists	--	--
Had 5+ assists	--	--
Had 3+ steals	--	--
Had 5+ rebounds	--	--
Had 10+ rebounds	--	--

2024-25 GAME-BY-GAME

OPPONENT	DATE	GS	MIN.	FG-FGA	PCT	3FG-FGA	PCT	FT-FTA	PCT	OFF	DEF	REB	AST	BLK	STL	PF	TO	PTS	AVG
Central Arkansas	11/5																		
UC Riverside	11/8																		
Queens	11/13																		
Idaho	11/16																		
Mississippi Valley	11/23																		
vs. Ole Miss	11/28																		
vs. NC State	11/29																		
at Providence	12/3																		
Fresno State	12/11																		
vs. Wyoming	12/14																		
Florida A&M	12/20																		
Arizona State	12/31																		
at Houston	1/4																		
Texas Tech	1/7																		
at TCU	1/11																		
Oklahoma State	1/14																		
at Utah	1/18																		
at Colorado	1/21																		
Cincinnati	1/25																		
Baylor	1/28																		
at UCF	2/1																		
ARizona	2/4																		
at Cincinnati	2/8																		
at West Virginia	2/11																		
Kansas State	2/15																		
Kansas	2/18																		
at Arizona	2/22																		
at Arizona State	2/26																		
West Virginia	3/1																		
at Iowa State	3/4																		
Utah	3/8																		
TOTAL			**0**	**0-0**	**.000**	**0-0**	**.000**	**0-0**	**.000**	**0**	**0**	**0**	**0**	**0**	**0**	**0**	**0**	**0**	**0.0**

CAREER STATISTICS

YEAR	GP-GS	MPG	FG-FGA	PCT	3FG-A	PCT	FT-FTA	PCT	OFF-DEF-REB	AVG	PF-D	A	AVG	TO	BLK	AVG	STL	AVG	PTS	AVG
2024-25	0-0	0.0	0-0	.000	0-0	.000	0-0	.000	0-0-0	0.0	0-0	0	0.0	0	0	0.0	0	0.0	0	0.0
TOTAL	**0-0**	**0.0**	**0-0**	**.000**	**0-0**	**.000**	**0-0**	**.000**	**0-0-0**	**0.0**	**0-0**	**0**	**0.0**	**0**	**0**	**0.0**	**0**	**0.0**	**0**	**0.0**

Cougars

TOWNSEND TRIPPLE

SOPHOMORE | 6-8 | FORWARD | MERIDIAN, IDAHO | ROCKY MOUNTAIN HIGH SCHOOL

2024-25
Made season debut in win over Queens... recorded a block in two minutes of action...

2023-24
Appeared in 14 of 33 games for the Cougars... shooting 90.0 percent from the free throw line... made collegiate debut against Houston Christian... scored a career-high six points in win over Bellarmine... **shooting 100.0 percent (5-of-5) from inside the arc this season...** played a career-high eight minutes at Texas Tech... connected on first career 3-pointer against Red Raiders...

2020-21
Did not see action on the court during his first season in Provo...

BEFORE BYU
Played at Rocky Mountain High School for Dane Roy... averaged 15 points, 5.1 rebounds and 1.3 blocks as a senior... first team all-state... second-team all-state honors as a junior... invited to first-ever NCAA College Basketball Academy...

PERSONAL
Nickname is "Tripp"... son of Wendy and Trent Tripple... has two sisters, Tayzlie and Tennessee... dad played football at Air Force... sister, Tayzlie, plays rugby at BYU... grandpa, Tony Tripple, played football at BYU... plays the piano... learning the guitar...

SEASON HIGHS

Points:	--	--
Rebounds:	1	vs. Wyoming (12/14/24)
Assists:	--	--
Steals:	--	--
Blocks:	1	Queens (11/13/24)
Field Goals:	--	--
3-Pointers:	--	--
Free Throws:	--	--
Minutes:	2 (3x)	Florida A&M (12/20/24)

CAREER HIGHS

Points:	6	Bellarmine (12/22/23)
Rebounds:	3 (2x)	Bellarmine (12/22/23)
Assists:	1	vs. Arizona State (11/23/23)
Steals:	1 (3x)	Georgia State (12/16/23)
Blocks:	1	Queens (11/13/24)
Field Goals:	3	Bellarmine (12/22/23)
3-Pointers:	1	at Texas Tech (1/20/24)
Free Throws:	3	Southeastern Louisiana (11/15/23)
Minutes:	8	at Texas Tech (1/20/24)

BIG 12 HIGHS

Points:	3	at Texas Tech (01/20/24)
Rebounds:	2	at Texas Tech (01/20/24)
Assists:	--	--
Steals:	--	--
Blocks:	--	--
Field Goals:	1	at Texas Tech (01/20/24)
3-Pointers:	1	at Texas Tech (01/20/24)
Free Throws:	--	--
Minutes:	8	at Texas Tech (01/20/24)

PRODUCTION TRACKER

	2024-25	Career
Had a double-double	--	--
Scored 10+ points	--	--
Scored 20+ points	--	--
Led BYU in scoring	--	--
Led BYU in rebounds	--	--
Led BYU in assists	--	--
Led BYU in blocks	1 (1-0)	1 (1-0)
Made 3+ 3-pt FGs	--	--
Had 5+ 3-pt FGs	--	--
Had 3+ assists	--	--
Had 3+ steals	--	--
Had 5+ rebounds	--	--
Had 10+ rebounds	--	--

2024-25 GAME-BY-GAME

OPPONENT	DATE	GS	MIN.	FG-FGA	PCT	3FG-FGA	PCT	FT-FTA	PCT	OFF	DEF	REB	AST	BLK	STL	PF	TO	PTS	AVG
Central Arkansas	11/5																		
UC Riverside	11/8																		
Queens	11/13		2	0-0	.000	0-0	.000	0-0	.000	0	0	0	0	1	0	0	0	0	0.0
Idaho	11/16																		
Mississippi Valley	11/23		2	0-0	.000	0-0	.000	0-0	.000	0	0	0	0	0	0	0	0	0	0.0
vs. Ole Miss	11/28																		
vs. NC State	11/29																		
at Providence	12/3																		
Fresno State	12/11																		
vs. Wyoming	12/14		1	0-0	.000	0-0	.000	0-0	.000	0	1	1	0	0	0	1	0	0	0.0
Florida A&M	12/20		2	0-0	.000	0-0	.000	0-0	.000	0	0	0	0	0	0	0	0	0	0.0
Arizona State	12/31																		
at Houston	1/4																		
Texas Tech	1/7																		
at TCU	1/11																		
Oklahoma State	1/14																		
at Utah	1/18																		
at Colorado	1/21																		
Cincinnati	1/25																		
Baylor	1/28																		
at UCF	2/1																		
ARizona	2/4																		
at Cincinnati	2/8																		
at West Virginia	2/11																		
Kansas State	2/15																		
Kansas	2/18																		
at Arizona	2/22																		
at Arizona State	2/26																		
West Virginia	3/1																		
at Iowa State	3/4																		
Utah	3/8																		
TOTAL			**5**	**0-0**	**.000**	**0-0**	**.000**	**0-0**	**.000**	**0**	**1**	**1**	**0**	**1**	**0**	**1**	**0**	**0**	**0.0**

CAREER STATISTICS

YEAR	GP-GS	MPG	FG-FGA	PCT	3FG-A	PCT	FT-FTA	PCT	OFF-DEF-REB	AVG	PF-D	A	AVG	TO	BLK	AVG	STL	AVG	PTS	AVG
2023-24	14-0	3.5	6-12	.500	1-7	.143	9-10	.900	8-6-14	1.0	3-0	1	0.1	3	0	0.0	3	0.2	22	1.6
2024-25	4-0	1.4	0-0	.000	0-0	.000	0-0	.000	0-1-1	0.3	1-0	0	0.0	0	1	0.3	0	0.0	0	0.0
TOTAL	**18-0**	**3.0**	**6-12**	**.500**	**1-7**	**.143**	**9-10**	**.900**	**8-7-15**	**0.8**	**4-0**	**1**	**0.1**	**3**	**1**	**0.1**	**3**	**0.2**	**22**	**1.2**

KEBA KEITA

JUNIOR | 6-9 | FORWARD | BAMAKO, MALI | WASATCH ACADEMY

2024-25

Fourth-most offensive rebounds in debut (4)... sixth-most rebounds in debut (10)... double-digit rebounds in three of first four games... tied a career-high with three assists against Queens, No. 23 Ole Miss and Fresno State... went 6-of-6 from the field in win over Fresno State... career-high eight rebounds at Providence... 10 or more rebounds five times...

BEFORE BYU

Began his collegiate career at Utah... appeared in 66 games including 13 starts during two seasons on The Hill... scored 382 points with 294 rebounds, 113 of those on the offensive glass, and 60 blocks... shot 61.0 percent from the field... scored in double figures 12 times... three double-doubles... double-digit rebounds four times... appeared in 35 games as a sophomore including 13 consecutive starts... averaged 8.3 points, 5.3 rebounds and 1.1 blocks per game... helped the Utes reach the semifinals of the NIT and finish the year with 22 wins - the most since 2017-18.. near consensus four-star recruit and Top 5 recruit in the state of Utah at Wasatch Academy... ESPN 100 recruit, No. 84... led NIBC in rebounding as a senior with 9.5 boards per game... NIBC Defensive Player of the Year... also attended American Heritage High School...

PERSONAL

Son of Hawa and Lassana Keita... has four siblings... brother, Noumory, plays professional volleyball for Verona Volley in Italy...

SEASON HIGHS

Points:	14	UC Riverside (11/8/24)
Rebounds:	13	Queens (11/13/24)
Assists:	3 (3x)	Fresno State (12/11/24)
Steals:	1 (7x)	Texas Tech (1/7/25)
Blocks:	2 (2x)	Fresno State (12/11/24)
Field Goals:	6	Fresno State (12/11/24)
3-Pointers:	--	--
Free Throws:	4	UC Riverside (11/8/24)
Minutes:	22 (2x)	at Providence (12/3/24)

CAREER HIGHS

Points:	23	Southern Utah (12/05/23)
Rebounds:	15	Oregon State (01/18/24)
Assists:	3 (4x)	Fresno State (12/11/24)
Steals:	3	Arizona State (03/13/24)
Blocks:	3 (4x)	Oregon State (01/18/24)
Field Goals:	11	Southern Utah (12/05/23)
3-Pointers:	--	--
Free Throws:	6	Washington State (12/29/23)
Minutes:	35	Arizona (02/08/24)

BIG 12 HIGHS

Points:	9	Arizona State (12/31/24)
Rebounds:	10 (2x)	Texas Tech (1/7/25)
Assists:	1	Texas Tech (1/7/25)
Steals:	1	Texas Tech (1/7/25)
Blocks:	1 (3x)	at TCU (1/11/25)
Field Goals:	4	Arizona State (12/31/24)
3-Pointers:	--	--
Free Throws:	1	Arizona State (12/31/24)
Minutes:	21	Arizona State (12/31/24)

PRODUCTION TRACKER

	2024-25	Career
Had a double-double	2 (2-0)	5 (5-0)
Scored 10+ points	3 (3-0)	15 (12-3)
Scored 20+ points	--	1 (1-0)
Led BYU in scoring	--	--
Led BYU in rebounds	10 (6-4)	10 (6-4)
Led BYU in assists	--	--
Led BYU in steals	1 (1-0)	1 (1-0)
Had 3+ blocks	--	4 (4-0)
Had 5+ rebounds	12 (8-4)	41 (27-14)
Had 5+ defensive rebounds	11 (8-3)	22 (16-6)
Had 5+ offensive rebounds	2 (1-1)	6 (4-2)
Had 10+ rebounds	6 (4-2)	10 (8-2)
Had 15+ rebounds	--	1 (1-0)

2024-25 GAME-BY-GAME

OPPONENT	DATE	GS	MIN.	FG-FGA	PCT	3FG-FGA	PCT	FT-FTA	PCT	OFF	DEF	REB	AST	BLK	STL	PF	TO	PTS	AVG
Central Arkansas	11/5	*	18	2-2	1.000	0-0	.000	2-2	1.000	4	6	10	0	1	1	3	2	6	6.0
UC Riverside	11/8	*	19	5-6	.833	0-0	.000	4-8	.500	2	8	10	2	1	1	3	1	14	10.0
Queens	11/13	*	21	5-9	.556	0-0	.000	1-2	.500	4	9	13	3	1	1	0	2	11	10.3
Idaho	11/16	*	15	2-3	.667	0-0	.000	0-4	.000	3	4	8	0	0	1	3	1	4	8.8
Mississippi Valley	11/23																		
vs. Ole Miss	11/28	*	18	0-0	.000	0-0	.000	0-0	.000	1	6	7	3	0	0	3	0	0	7.0
vs. NC State	11/29	*	22	2-5	.400	0-0	.000	2-4	.500	2	7	9	2	2	0	2	0	6	6.8
at Providence	12/3	*	22	4-9	.4444	0-0	.000	1-4	.250	8	2	10	0	0	1	1	0	9	7.1
Fresno State	12/11	*	20	6-6	1.000	0-0	.000	0-0	.000	3	5	8	3	2	0	2	2	12	7.8
vs. Wyoming	12/14	*	21	1-3	.333	0-0	.000	0-0	.000	2	4	6	0	0	1	2	2	2	7.1
Florida A&M	12/20	*	20	3-3	1.000	0-0	.000	1-2	.500	2	7	9	0	0	0	1	1	7	7.1
Arizona State	12/31	*	21	4-5	.800	0-0	.000	1-1	1.000	5	5	10	0	1	0	1	1	9	7.3
at Houston	1/4	*	20	3-7	.429	0-0	.000	0-0	.000	1	0	1	0	1	0	3	0	6	7.2
Texas Tech	1/7	*	17	1-3	.333	0-0	.000	0-2	.000	3	7	10	1	0	1	3	0	2	6.8
at TCU	1/11	*	19	2-2	1.000	0-0	.000	0-0	.000	1	6	7	0	1	0	2	0	4	6.6
Oklahoma State	1/14																		
at Utah	1/18																		
at Colorado	1/21																		
Cincinnati	1/25																		
Baylor	1/28																		
at UCF	2/1																		
ARizona	2/4																		
at Cincinnati	2/8																		
at West Virginia	2/11																		
Kansas State	2/15																		
Kansas	2/18																		
at Arizona	2/22																		
at Arizona State	2/26																		
West Virginia	3/1																		
at Iowa State	3/4																		
Utah	3/8																		
TOTAL			**274**	**40-63**	**.635**	**0-0**	**.000**	**12-29**	**.414**	**41**	**77**	**118**	**14**	**10**	**7**	**29**	**12**	**92**	**6.6**

CAREER STATISTICS

YEAR	GP-GS	MPG	FG-FGA	PCT	3FG-A	PCT	FT-FTA	PCT	OFF-DEF-REB	AVG	PF-D	A	AVG	TO	BLK	AVG	STL	AVG	PTS	AVG
2022-23*	31-0	10.5	42-69	.609	0-0	.000	8-19	.421	40-65-105	3.4	56-0	4	0.1	25	22	0.7	16	0.5	92	3.0
2023-24*	35-13	16.2	122-200	.610	0-0	.000	46-82	.561	73-116-189	5.4	79-2	21	0.6	31	38	1.1	29	0.8	290	8.3
2024-25	14-14	19.5	40-63	.635	0-0	.000	12-29	.414	41-77-118	8.4	29-0	14	1.0	12	10	0.7	7	0.5	92	6.6
TOTAL!	**80-27**	**14.6**	**204-332**	**.614**	**0-0**	**.000**	**66-130**	**.508**	**154-258-412**	**5.2**	**164-2**	**39**	**0.5**	**68**	**70**	**0.9**	**52**	**0.7**	**474**	**5.9**

* Utah ! Utah and BYU

RICHIE SAUNDERS

JUNIOR | 6-5 | GUARD | RIVERTON, UTAH | WASATCH ACADEMY

2024-25

Rady Children's Invitational All-Tournament team... scored a career-high 30 points in Big 12 opener against Arizona State... knocked down career-high six 3-pointers... scored then career-high 26 points in win over Idaho... connected on a career-high 10 shots including four 3-pointers... also had four steals and three blocks in win over Vandals... knocked down at least one 3-pointer in a career-best nine games... knocked down multiple 3-pointers six times... has scored over 20 points three times...

2023-24

Scored a career-high 20 points twice, last coming at No. 6 Iowa State... Also scored 20 points in win over Georgia State... career-best eight 8-of-14 from the floor against Panthers... made multiple 3-pointers **11** times including FOUR straight games... went a career-best 6-of-6 from the charity stripe against San Diego State, all coming in the final two minutes of regulation... scored in double figures **15** times... BYU is 8-6 when he has five or more rebounds... shooting 77.5 percent at the rim this season (Hoop-Math)...

2022-23

One of four players on the team to appear in all 34 games for the Cougars... averaged 5.5 points per game, shooting 45.3 percent from the field and 33.3 percent from three... scored in doubles six times including career-high 18 points in win over Portland in WCC Tournament... made multiple 3-pointers eight times... career-high nine rebounds in win over Nicholls... averaged 10.7 points, 4.0 rebounds and 1.7 assists per game at WCC Tournament... ranked fourth on the team in offensive rebounds (24)...

BEFORE BYU

Served a mission for the Church of Jesus Christ of Latter-Day Saints in Seattle, Was.... played final two seasons at Wasatch Academy along with current teammate Fousseyni Traore... three-star recruit by 247Sports and Rivals... ranked as No. 25 shooting guard in Class of 2020 by 247Sports Composite... averaged 14.6 points and 5.3 rebounds per game as a senior... Utah 6A First Team All-State as a sophomore at Riverton High School...

PERSONAL

Son of Lisa and Rich Saunders... has four older sisters... married former BYU women's basketball player Sierra Johnson on September 1st... father played basketball at UC Davis... taught himself to be a woodworker/wood turner... learning and speaks four languages (english, malagasy, spanish, french)...

SEASON HIGHS

Points:	30	Arizona State (12/31/24)
Rebounds:	8	Central Arkansas (11/5/24)
Assists:	3 (2x)	Texas Tech (1/7/25)
Steals:	4	Idaho (11/16/24)
Blocks:	3	Idaho (11/16/24)
Field Goals:	11	Arizona State (12/31/24)
3-Pointers:	6	Arizona State (12/31/24)
Free Throws:	7	vs. Ole Miss (11/28/24)
Minutes:	36	at TCU (1/11/25)

CAREER HIGHS

Points:	30	Arizona State (12/31/24)
Rebounds:	9	Nicholls (11/19/22)
Assists:	4 (2x)	Morgan State (11/18/23)
Steals:	4	Idaho (11/16/24)
Blocks:	3	Idaho (11/16/24)
Field Goals:	11	Arizona State (12/31/24)
3-Pointers:	6	Arizona State (12/31/24)
Free Throws:	7	vs. Ole Miss (11/28/24)
Minutes:	36	at TCU (1/11/25)

BIG 12 HIGHS

Points:	30	Arizona State (12/31/24)
Rebounds:	7	TCU (3/2/24)
Assists:	3	Texas Tech (1/7/25)
Steals:	3	at Kansas State (2/24/24)
Blocks:	1 (5x)	Texas Tech (1/7/25)
Field Goals:	11	Arizona State (12/31/24)
3-Pointers:	6	Arizona State (12/31/24)
Free Throws:	4 (2x)	Iowa State (1/16/24)
Minutes:	36	at TCU (1/11/25)

PRODUCTION TRACKER

	2024-25	Career
Had a double-double	--	--
Scored 10+ points	8 (6-2)	29 (22-7)
Scored 20+ points	3 (2-1)	5 (3-2)
Scored 30+ points	1 (1-0)	1 (1-0)
Led BYU in scoring	3 (2-1)	7 (5-2)
Led BYU in rebounds	--	4 (1-3)
Led BYU in assists	--	1 (1-0)
Led BYU in steals	7 (3-4)	21 (11-10)
Made 3+ 3-pt FGs	6 (5-1)	11 (9-2)
Had 5+ 3-pt FGs	2 (1-1)	2 (1-1)
Had 3+ assists	1 (1-0)	12 (11-1)
Had 3+ steals	1 (1-0)	4 (2-2)
Had 5+ rebounds	6 (4-2)	27 (18-9)

2024-25 GAME-BY-GAME

OPPONENT	DATE	GS	MIN.	FG-FGA	PCT	3FG-FGA	PCT	FT-FTA	PCT	OFF	DEF	REB	AST	BLK	STL	PF	TO	PTS	AVG
Central Arkansas	11/5	*	26	6-11	.545	3-7	.429	1-2	.500	3	5	8	2	0	1	0	0	16	16.0
UC Riverside	11/8	*	32	5-11	.455	1-2	.500	1-2	.500	1	5	6	2	1	1	4	2	12	14.0
Queens	11/13	*	22	3-7	.429	1-3	.333	0-2	.000	0	6	6	1	1	0	0	1	7	11.7
Idaho	11/16	*	30	10-15	.667	4-8	.500	2-3	.667	0	4	4	3	3	4	1	0	26	15.3
Mississippi Valley	11/23	*	19	3-7	.429	1-4	.250	0-0	.000	0	0	0	2	0	2	2	0	7	13.6
vs. Ole Miss	11/28	*	33	4-13	.308	1-7	.143	7-8	.875	2	3	5	0	0	2	4	2	16	14.0
vs. NC State	11/29	*	27	4-7	.571	3-3	1.000	2-2	1.000	0	3	3	1	0	1	1	0	13	13.9
at Providence	12/3	*	26	3-8	.375	1-4	.250	0-0	.000	0	3	3	0	0	2	3	0	7	13.0
Fresno State	12/11	*	33	7-14	.500	3-7	.429	0-0	.000	1	3	4	0	0	0	1	4	17	13.4
vs. Wyoming	12/14	*	1	1-1	1.000	0-0	.000	0-0	.000	0	0	0	0	0	1	0	0	2	12.3
Florida A&M	12/20																		
Arizona State	12/31	*	30	11-18	.611	6-11	.545	2-3	.667	2	4	6	1	1	1	0	0	30	13.9
at Houston	1/4	*	22	3-8	.375	1-5	.200	2-3	.667	0	2	2	1	0	1	1	2	9	13.5
Texas Tech	1/7	*	28	2-4	.500	0-2	.000	2-2	1.000	2	0	2	3	1	2	1	1	6	12.9
at TCU	1/11	*	36	9-13	.692	5-7	.714	3-4	.750	2	4	6	0	0	0	3	2	26	13.9
Oklahoma State	1/14																		
at Utah	1/18																		
at Colorado	1/21																		
Cincinnati	1/25																		
Baylor	1/28																		
at UCF	2/1																		
ARizona	2/4																		
at Cincinnati	2/8																		
at West Virginia	2/11																		
Kansas State	2/15																		
Kansas	2/18																		
at Arizona	2/22																		
at Arizona State	2/26																		
West Virginia	3/1																		
at Iowa State	3/4																		
Utah	3/8																		
TOTAL			**366**	**71-137**	**.518**	**30-70**	**.429**	**22-31**	**.710**	**13**	**42**	**55**	**16**	**7**	**18**	**21**	**13**	**194**	**13.9**

CAREER STATISTICS

YEAR	GP-GS	MPG	FG-FGA	PCT	3FG-A	PCT	FT-FTA	PCT	OFF-DEF-REB	AVG	PF-D	A	AVG	TO	BLK	AVG	STL	AVG	PTS	AVG
2022-23	34-2	15.9	68-148	.453	26-78	.333	26-38	.684	24-57-81	2.4	65-1	28	0.8	24	9	0.3	20	0.6	186	5.5
2023-24	34-1	20.7	125-239	.523	36-99	.364	42-59	.712	46-94-140	4.1	76-1	38	1.2	15	6	0.2	27	0.8	328	9.6
2024-25	14-14	26.1	71-137	.518	30-70	.429	22-31	.710	13-42-55	3.9	21-0	16	1.1	13	7	0.5	18	1.3	194	13.9
TOTAL	**82-17**	**19.6**	**263-524**	**.502**	**92-247**	**.372**	**90-128**	**.703**	**83-193-276**	**3.4**	**162-2**	**82**	**1.0**	**52**	**22**	**0.3**	**65**	**0.8**	**708**	**8.6**

Cougars

MAX TRIPLETT

JUNIOR | 6-9 | FORWARD | HUNTSVILLE, UTAH | SNOW COLLEGE

2024-25
Made BYU debut in win over Queens... finished with three rebounds and a block in three minutes of action...

BEFORE BYU
Spent two years at Snow College playing for former BYU assistant coach Andrew May... appeared in 57 games including 31 starts during time in Ephraim... averaged 9.8 points and 5.4 rebounds per game... shot 58.6 percent from the field, 25.0 percent from three and 62.9 percent from the free throw line... scored in double 27 times including seven games with 20-plus... scored a career-high 27 against Utah Prep... seven double-doubles... earned all-conference accolades as as sophomore after starting in 27 games... scored in double figures 21 times en route to averaging 14.1 points per game... averaged 6.8 rebounds per game... five double-doubles... made career-high 10 free throws against of College of Southern Idaho... appeared in 30 games including four starts as a true freshman... averaged 5.9 points and 4.2 rebounds per game... shot 55.9 percent from the field, 33.3 percent from three and 64.2 percent from the free throw line... scored in double figures six times including a pair of double-doubles... graduated from Weber High School...

PERSONAL
Full name is Maximos Triplett... son of Kay and Doug Triplett... married to Autumn Triplett... has two siblings... sister, Bridget, played volleyball at Snow College and Southern Utah... sister, Abby, is a high jumper at Weber State... served a mission for the Church of Jesus Christ of Latter-day saints in Uruguay...

SEASON HIGHS

Points:	--	--
Rebounds:	3	Queens (11/13/24)
Assists:	1	Florida A&M (12/20/24)
Steals:	--	--
Blocks:	1	Queens (11/13/24)
Field Goals:	--	--
3-Pointers:	--	--
Free Throws:	--	--
Minutes:	3	Queens (11/13/24)

CAREER HIGHS

Points:	--	--
Rebounds:	3	Queens (11/13/24)
Assists:	1	Florida A&M (12/20/24)
Steals:	--	--
Blocks:	1	Queens (11/13/24)
Field Goals:	--	--
3-Pointers:	--	--
Free Throws:	--	--
Minutes:	3	Queens (11/13/24)

BIG 12 HIGHS

Points:	--	--
Rebounds:	--	--
Assists:	--	--
Steals:	--	--
Blocks:	--	--
Field Goals:	--	--
3-Pointers:	--	--
Free Throws:	--	--
Minutes:	1	Arizona State (12/31/24)

PRODUCTION TRACKER

	2024-25	Career
Had a double-double	--	--
Scored 10+ points	--	--
Scored 20+ points	--	--
Led BYU in scoring	--	--
Led BYU in rebounds	--	--
Led BYU in assists	--	--
Led BYU in steals	--	--
Led BYU in blocks	--	--
Had 3+ assists	--	--
Had 3+ blocks	--	--
Had 3+ steals	--	--
Had 5+ rebounds	--	--
Had 10+ rebounds	--	--

2024-25 GAME-BY-GAME

OPPONENT	DATE	GS	MIN.	FG-FGA	PCT	3FG-FGA	PCT	FT-FTA	PCT	OFF	DEF	REB	AST	BLK	STL	PF	TO	PTS	AVG
Central Arkansas	11/5																		
UC Riverside	11/8																		
Queens	11/13		3	0-0	.000	0-0	.000	0-0	.000	1	2	3	0	1	0	0	0	0	0.0
Idaho	11/16																		
Mississippi Valley	11/23		2	0-1	.000	0-0	.000	0-0	.000	1	1	2	0	0	0	0	0	0	0.0
vs. Ole Miss	11/28																		
vs. NC State	11/29																		
at Providence	12/3																		
Fresno State	12/11		1	0-0	.000	0-0	.000	0-0	.000	0	0	0	0	0	0	0	0	0	0.0
vs. Wyoming	12/14		1	0-0	.000	0-0	.000	0-0	.000	0	0	0	0	0	0	0	0	0	0.0
Florida A&M	12/20		2	0-0	.000	0-0	.000	0-0	.000	1	0	1	1	0	0	1	0	0	0.0
Arizona State	12/31		1	0-0	.000	0-0	.000	0-0	.000	0	0	0	0	0	0	0	0	0	0.0
at Houston	1/4																		
Texas Tech	1/7																		
at TCU	1/11																		
Oklahoma State	1/14																		
at Utah	1/18																		
at Colorado	1/21																		
Cincinnati	1/25																		
Baylor	1/28																		
at UCF	2/1																		
ARizona	2/4																		
at Cincinnati	2/8																		
at West Virginia	2/11																		
Kansas State	2/15																		
Kansas	2/18																		
at Arizona	2/22																		
at Arizona State	2/26																		
West Virginia	3/1																		
at Iowa State	3/4																		
Utah	3/8																		
TOTAL			**8**	**0-0**	**.000**	**0-0**	**.000**	**0-0**	**.000**	**3**	**3**	**6**	**1**	**1**	**0**		**0**	**0**	**0.0**

CAREER STATISTICS

YEAR	GP-GS	MPG	FG-FGA	PCT	3FG-A	PCT	FT-FTA	PCT	OFF-DEF-REB	AVG	PF-D	A	AVG	TO	BLK	AVG	STL	AVG	PTS	AVG
2022-23*	30-4	14.9	71-127	.559	1-3	.333	34-53	.642	57-70-127	4.2	53-1	26	0.9	24	12	0.4	17	0.6	177	5.9
2023-24*	27-27	28.6	143-238	.601	3-13	.231	93-149	.624	54-129-183	6.8	54-1	66	2.4	53	20	0.7	20	0.7	382	14.1
2024-25	6-0	1.4	0-1	.000	0-0	.000	0-0	.000	3-3-6	1.0	1-0	1	0.2	0	1	0.2	0	0.0	0	0.0
TOTAL!	**63-31**	**19.5**	**214-366**	**.585**	**4-16**	**.250**	**127-202**	**.629**	**114-202-316**	**5.0**	**108-2**	**92**	**1.5**	**77**	**33**	**0.5**	**37**	**0.6**	**559**	**8.9**

* Snow College ! Snow College and BYU

TREVIN KNELL

SENIOR | 6-5 | GUARD | NORTH SALT LAKE, UTAH | WOODS CROSS HIGH SCHOOL

2024-25
Scored the first points of the season for a second straight season with a 3-pointer... went 2-of-6 from beyond the arc... **went 4-of-4 from three in first half against Queens, tied for the second-most makes without a miss in a 1st half in program history...** made a 3-pointer in 11 consecutive games... recorded first career double-double (22 pts, 10 reb) in win over Fresno State...

2023-24
19th most 3-point field goals per game (2.09)... 18th most 3-point field goals (67)... 18th most 3-point field goal attempts (174)... scored a career-high 27 points in Big 12 opener against Cincinnati... connected on nine 3-pointers, tied for the 2nd most in a game in program history... tied for the most triples at the Marriott Center... **BYU is 11-2 when hitting three or more 3-pointers...**

2022-23
Redshirted due to shoulder injury.... NABC Honor Court...

2021-22
Appeared in all 35 games including 18 starts... averaged 6.4 points per game... scored in double figures 10 times including a season-high 15 against Liberty, LMU and Northern Iowa... tied a career-high with five 3-pointers against UNI... WCC All-Academic Team...

2020-21
Played in all 27 games including six starts... ranked second on the team in 3-pointers made and 3-point percentage... scored in double figures six times... shot 50.0 percent from 3-point percentage in WCC play... WCC All-Academic Team...

2019-20
Appeared in 19 games... season-high nine points in win over Montana Tech... hit a pair of 3-pointers in the first half against Virginia Tech in Maui...

BEFORE BYU
Served a mission for the Church of Jesus Christ of Latter-Day Saints in Uruguay... prepped at Woods Cross High School... named First Team All-State by Deseret News and Salt Lake Tribune as a senior... no. 2 recruit in Utah in the Class of 2017...

PERSONAL
Son of Vicki and Richard Knell... has three older sisters and one younger brother... married his wife, Tatum, in August 2021...

SEASON HIGHS

Points:	22	Fresno State (12/11/24)
Rebounds:	10	Fresno State (12/11/24)
Assists:	2 (4x)	at TCU (1/11/25)
Steals:	3	Fresno State (12/11/24)
Blocks:	1	Texas Tech (1/7/25)
Field Goals:	8	Fresno State (12/11/24)
3-Pointers:	4 (3x)	at Houston (1/4/25)
Free Throws:	4 (2x)	Arizona State (12/31/24)
Minutes:	28	vs. Wyoming (12/14/24)

CAREER HIGHS

Points:	27	Cincinnati (1/6/24)
Rebounds:	10	Fresno State (12/11/24)
Assists:	5	Evansville (12/5/23)
Steals:	3 (2x)	Fresno State (12/11/24)
Blocks:	1 (8x)	Texas Tech (1/7/25)
Field Goals:	9	Cincinnati (1/6/24)
3-Pointers:	9	Cincinnati (1/6/24)
Free Throws:	10	UCF (2/13/24)
Minutes:	34	at UCF (1/13/24)

BIG 12 HIGHS

Points:	27	Cincinnati (1/6/24)
Rebounds:	6 (2x)	Houston (1/23/24)
Assists:	3 (2x)	Oklahoma State (3/9/24)
Steals:	3	at Oklahoma (2/6/24)
Blocks:	1 (3x)	Texas Tech (1/7/25)
Field Goals:	9	Cincinnati (1/6/24)
3-Pointers:	9	Cincinnati (1/6/24)
Free Throws:	10	UCF (2/13/24)
Minutes:	34	at UCF (1/13/24)

PRODUCTION TRACKER

	2024-25	Career
Had a double-double	1 (1-0)	1 (1-0)
Scored 10+ points	6 (5-1)	40 (33-7)
Scored 20+ points	1 (1-0)	4 (2-2)
Led BYU in scoring	2 (2-0)	8 (5-3)
Led BYU in rebounds	1 (1-0)	3 (2-1)
Led BYU in assists	--	2 (2-0)
Led BYU in steals	3 (3-0)	17 (14-3)
Made 3+ 3-pt FGs	5 (3-2)	29 (23-6)
Made 5+ 3-pt FGs	--	4 (2-2)
Made 7+ 3-pt FGs	--	1 (0-1)
Had 3+ assists	--	10 (10-0)
Had 3+ steals	1 (1-0)	2 (1-1)
Had 5+ rebounds	1 (1-0)	14 (13-1)

2024-25 GAME-BY-GAME

OPPONENT	DATE	GS	MIN.	FG-FGA	PCT	3FG-FGA	PCT	FT-FTA	PCT	OFF	DEF	REB	AST	BLK	STL	PF	TO	PTS	AVG
Central Arkansas	11/5	*	21	2-6	.333	2-6	.333	2-2	1.000	0	4	4	1	0	1	2	0	8	8.0
UC Riverside	11/8	*	23	1-7	.143	1-6	.167	1-2	.500	0	2	2	0	0	2	1	0	4	6.0
Queens	11/13	*	20	6-9	.667	4-7	.571	0-0	.000	1	1	2	1	0	0	1	2	16	9.3
Idaho	11/16	*	21	2-5	.400	2-4	.500	2-2	1.000	0	2	2	1	0	0	2	1	8	9.0
Mississippi Valley	11/23		21	3-5	.600	2-4	.500	4-5	.800	1	2	3	2	0	2	0	1	12	9.6
vs. Ole Miss	11/28		20	2-6	.333	2-5	.400	2-2	1.000	1	1	2	1	0	0	4	0	8	9.3
vs. NC State	11/29		18	2-6	.333	1-5	.200	2-2	1.000	0	2	2	2	0	1	2	0	7	9.0
at Providence	12/3		16	3-4	.750	3-4	.750	0-0	.000	0	0	0	0	0	0	3	0	9	9.0
Fresno State	12/11	*	24	8-11	.727	4-6	.667	2-3	.667	4	6	10	2	0	3	3	0	22	10.4
vs. Wyoming	12/14	*	28	6-7	.857	3-4	.750	0-0	.000	0	0	0	0	0	1	2	1	15	10.9
Florida A&M	12/20	*	19	3-8	.375	2-6	.333	2-3	.667	1	2	3	0	0	1	1	3	10	10.8
Arizona State	12/31		17	0-2	.000	0-2	.000	4-5	.800	0	2	2	0	0	0	2	1	4	10.3
at Houston	1/4		16	4-6	.667	4-6	.667	0-0	.000	0	1	1	0	0	0	3	0	12	10.4
Texas Tech	1/7		21	2-6	.333	0-3	.000	0-2	.000	0	2	2	1	1	0	1	0	4	9.9
at TCU	1/11	*	20	1-5	.200	1-5	.200	2-2	1.000	0	0	0	2	0	0	2	2	5	9.6
Oklahoma State	1/14																		
at Utah	1/18																		
at Colorado	1/21																		
Cincinnati	1/25																		
Baylor	1/28																		
at UCF	2/1																		
ARizona	2/4																		
at Cincinnati	2/8																		
at West Virginia	2/11																		
Kansas State	2/15																		
Kansas	2/18																		
at Arizona	2/22																		
at Arizona State	2/26																		
West Virginia	3/1																		
at Iowa State	3/4																		
Utah	3/8																		
TOTAL			**305**	**45-93**	**.484**	**31-73**	**.425**	**23-30**	**.767**	**8**	**27**	**35**	**13**	**1**	**11**	**29**	**11**	**144**	**9.6**

CAREER STATISTICS

YEAR	GP-GS	MPG	FG-FGA	PCT	3FG-A	PCT	FT-FTA	PCT	OFF-DEF-REB	AVG	PF-D	A	AVG	TO	BLK	AVG	STL	AVG	PTS	AVG
2019-20	19-0	5.7	11-33	.333	7-26	.269	0-0	.000	0-12-12	0.6	11-0	3	0.2	1	1	0.1	2	0.1	29	1.5
2020-21	27-6	16.5	56-120	.467	43-95	.453	11-19	.579	4-51-55	2.0	46-0	25	0.9	15	1	0.1	9	0.3	166	6.1
2021-22	35-18	19.5	80-197	.406	47-130	.362	16-23	.696	7-55-62	1.8	55-0	34	0.9	25	1	0.1	9	0.2	223	6.4
2023-24	33-28	24.3	115-254	.453	67-174	.385	54-70	.771	17-84-111	3.4	81-1	44	1.3	21	4	0.1	21	0.6	351	10.6
2024-25	15-8	20.3	45-93	.484	31-73	.425	23-30	.767	8-27-35	2.3	29-0	13	0.9	11	1	0.1	11	0.7	144	9.6
TOTAL	**129-60**	**18.1**	**307-697**	**.440**	**195-498**	**.392**	**104-142**	**.732**	**36-239-275**	**2.1**	**222-1**	**119**	**0.9**	**73**	**8**	**0.1**	**52**	**0.4**	**913**	**7.1**

DAWSON BAKER

REDSHIRT JUNIOR | 6-4 | GUARD | COTO DE CAZA, CALIFORNIA | UC IRVINE

2024-25
Scored a BYU-high 22 points in win over Queens... knocked down a career-high six 3-pointers, five of those coming in the second half which are tied for the most in a second half in program history... scored in double figures in four consecutive games for the first time in his BYU career in December...

2023-24
Made his season debut in win over Georgia State... scored season-high 10 points in win over Bellarmine... went 2-of-4 from 3-point range... dished out a season-high three assists... **missed the rest of the season due to foot injury...**

BEFORE BYU
Played three seasons at UC Irvine... two-time all-Big West performer... 2020-21 Big West Freshman of the Year... scored over 1,000 points in 79 appearances for the Anteaters... scored in double figures 55 times including career-high 33 points against UC San Diego... recorded only career double-double against Hawaii on Jan. 19, 2023... served a two-year mission for the Church of Jesus Christ of Latter-Day Saints in Micronesia, Guam... graduated from Capistrano Valley High School in 2018... CIF 2AA Player of the Year...

PERSONAL
Son of David and Carise Baker... has six siblings... brothers, Dusty and Davis, played collegiately at Weber State and Southern Utah... speaks chuukese... above average at ping pong...

SEASON HIGHS

Points:	22	Queens (11/13/24)
Rebounds:	5	vs. Wyoming (12/14/24)
Assists:	5	Arizona State (12/31/24)
Steals:	2	Mississippi Valley State (11/23/24)
Blocks:	--	--
Field Goals:	8	Queens (11/13/24)
3-Pointers:	6	Queens (11/13/24)
Free Throws:	3 (3x)	Arizona State (12/31/24)
Minutes:	30	vs. Wyoming (12/14/24)

CAREER HIGHS

Points:	33	UC San Diego (02/23/23)
Rebounds:	10	Hawaii (01/19/23)
Assists:	6	vs. Pepperdine (11/25/20)
Steals:	4 (2x)	at Long Beach State (02/04/23)
Blocks:	1 (8x)	UC Riverside (02/11/23)
Field Goals:	10	UC San Diego (02/23/23)
3-Pointers:	6	Queens (11/13/24)
Free Throws:	10 (2x)	UC San Diego (02/23/23)
Minutes:	36	at Long Beach State (02/04/23)

BIG 12 HIGHS

Points:	9	Arizona State (12/31/24)
Rebounds:	3 (2x)	at TCU (1/11/25)
Assists:	5	Arizona State (12/31/24)
Steals:	1 (2x)	at Houston (1/4/25)
Blocks:	--	--
Field Goals:	3	Arizona State (12/31/24)
3-Pointers:	1 (2x)	at TCU (1/11/25)
Free Throws:	3	Arizona State (12/31/24)s
Minutes:	21	Arizona State (12/31/24)

PRODUCTION TRACKER

	2024-25	Career
Had a double-double	--	1 (1-0)
Scored 10+ points	6 (5-1)	62 (40-22)
Scored 20+ points	1 (1-0)	9 (6-3)
Led BYU in scoring	2 (1-1)	2 (1-1)
Led BYU in rebounds	--	--
Led BYU in assists	--	--
Led BYU in steals	2 (1-1)	2 (1-1)
Made 3+ 3-pt FGs	2 (2-0)	12 (8-4)
Had 5+ 3-pt FGs	1 (1-0)	1 (1-0)
Had 3+ assists	3 (3-0)	15 (12-3)
Had 5+ assists	1 (1-0)	2 (1-1)
Had 3+ steals	--	5 (2-3)
Had 10+ rebounds	--	1 (1-0)

2024-25 GAME-BY-GAME

OPPONENT	DATE	GS	MIN.	FG-FGA	PCT	3FG-FGA	PCT	FT-FTA	PCT	OFF	DEF	REB	AST	BLK	STL	PF	TO	PTS	AVG
Central Arkansas	11/5		17	0-7	.000	0-6	.000	1-2	.500	0	0	0	1	0	0	0	0	1	1.0
UC Riverside	11/8		18	2-3	.667	1-1	1.000	3-4	.750	0	0	0	2	0	1	1	1	8	4.5
Queens	11/13		18	8-10	.800	6-7	.857	0-0	.000	1	0	1	2	0	1	0	1	22	10.3
Idaho	11/16		19	1-5	.200	0-2	.000	0-0	.000	0	1	1	4	0	1	0	0	2	8.3
Mississippi Valley	11/23		20	5-7	.714	0-2	.000	0-0	.000	0	0	0	2	0	2	1	0	10	8.6
vs. Ole Miss	11/28		10	0-2	.000	0-1	.000	0-0	.000	1	3	4	0	0	0	4	1	0	7.2
vs. Purdue/NC State	11/29		21	4-11	.364	1-5	.200	0-0	.000	1	2	3	2	0	0	1	3	9	7.4
at Providence	12/3		23	7-11	.636	2-3	.667	0-1	.000	2	2	4	0	0	1	1	0	16	8.5
Fresno State	12/11		20	5-10	.500	2-5	.400	2-2	1.000	2	2	4	1	0	0	2	2	14	9.1
vs. Wyoming	12/14		30	3-8	.375	2-4	.500	3-4	.750	0	5	5	2	0	1	1	3	11	9.3
Florida A&M	12/20		18	4-6	.667	3-5	.600	0-0	.000	0	3	3	3	0	0	3	2	11	9.5
Arizona State	12/31		21	3-7	.429	0-4	.000	3-4	.750	0	3	3	5	0	1	2	2	9	9.4
at Houston	1/4		18	2-7	.286	0-3	.000	0-0	.000	0	1	1	1	0	1	2	2	4	9.0
Texas Tech	1/7		13	1-2	.500	1-1	1.000	0-0	.000	0	1	1	0	0	0	1	1	3	8.6
at TCU	1/11		18	2-6	.333	1-3	.333	0-0	.000	0	3	3	2	0	0	2	2	5	8.3
Oklahoma State	1/14																		
at Utah	1/18																		
at Colorado	1/21																		
Cincinnati	1/25																		
Baylor	1/28																		
at UCF	2/1																		
ARizona	2/4																		
at Cincinnati	2/8																		
at West Virginia	2/11																		
Kansas State	2/15																		
Kansas	2/18																		
at Arizona	2/22																		
at Arizona State	2/26																		
West Virginia	3/1																		
at Iowa State	3/4																		
Utah	3/8																		
TOTAL			**283**	**47-102**	**.461**	**19-52**	**.365**	**12-17**	**.706**	**7**	**26**	**33**	**27**	**0**	**9**	**21**	**20**	**125**	**8.3**

CAREER STATISTICS

YEAR	GP-GS	MPG	FG-FGA	PCT	3FG-A	PCT	FT-FTA	PCT	OFF-DEF-REB	AVG	PF-D	A	AVG	TO	BLK	AVG	STL	AVG	PTS	AVG
2020-21*	25-17	23.6	101-206	.490	21-53	.396	44-56	.786	16-42-58	2.3	30-0	33	1.3	32	3	0.1	24	0.9	267	10.7
2021-22*	19-19	26.7	77-184	.418	19-56	.339	40-51	.784	8-36-44	2.3	30-0	22	1.2	36	3	0.2	13	0.7	213	11.2
2022-23*	35-35	27.2	188-403	.467	48-130	.369	113-142	.796	18-93-111	3.2	60-1	43	1.2	57	2	0.1	28	0.8	537	15.3
2023-24	4-0	10.1	9-16	.563	2-4	.500	0-0	.000	1-2-3	0.8	3-0	6	1.5	3	0	0.0	3	0.8	20	5.0
2024-25	15-0	18.8	47-102	.461	19-52	.365	12-17	.706	7-26-33	2.2	21-0	27	1.8	20	0	0.0	9	0.6	125	8.3
TOTAL!	**98-71**	**24.2**	**422-911**	**.463**	**109-295**	**.369**	**209-266**	**.786**	**50-199-249**	**2.5**	**144-1**	**131**	**1.3**	**148**	**8**	**0.1**	**77**	**0.8**	**1162**	**11.9**

* UC Irvine ! UC Irvine and BYU

DALLIN HALL

JUNIOR | 6-4 | GUARD | PLAIN CITY, UTAH | FREMONT HIGH SCHOOL

2023-24
Missed first four games of the season due to toe injury... became 19th member of 300 assist club in win over Fresno State...

2023-24
All-Big 12 Honorable Mention... 51st most assists per game among active NCAA DI players... THIRD highest assist-to-turnover ratio... 11th most assists per game... SEVENTH most assists... scored a team-high 18 points in BYU's win over No. 17 San Diego State... career-high 12 assists in win over West Virginia... **one of 15 players in the nation with at least 12 assists and one turnover in a game this season...** made a career-high four 3-pointers four times... multiple assists in every game this season... career-high four offensive rebounds in win over No. 11 Baylor...

2022-23
WCC All-Freshman Team... 3rd in assist-to-ratio among freshman in program history... 6th most assists in program history by a freshman... first freshman to lead Cougars in assists since Matt Carlino in 2011-12... 18th most assists in the nation among freshman... scored a career-high 23 points against No. 22 Saint Mary's... career-high nine assists and zero turnovers in win over Lindenwood... recorded first career game-winner against Missouri State...

BEFORE BYU
Served a two-year mission for the Church of Jesus Christ of Latter Day Saints in Fresno, Calif... prepped at Fremont High School... three-star recruit by 247Sports... rated as No. 67 Point Guard in Class of 2020 by 247Sports Composite... averaged 22.9 points, 7.8 rebounds and 6.8 assists per game as a senior... all-area MVP and first-team all-state as a junior...

PERSONAL
Son of Ken and Nicole Hall... mom was a high jumper at Weber State... dad played basketball at Salt Lake Community College... brother, Hayden plays football at Weber State... fan of Lord of the Rings and Star Wars... went viral last season for impression of Korg from Thor Ragnarok...

SEASON HIGHS

Points:	14	Florida A&M (12/20/24)
Rebounds:	5 (2x)	Florida A&M (12/20/24)
Assists:	7	Florida A&M (12/20/24)
Steals:	2	Arizona State (12/31/24)
Blocks:	--	--
Field Goals:	5	Fresno State (12/11/24)
3-Pointers:	3 (2x)	Fresno State (12/11/24)
Free Throws:	4	Florida A&M (12/20/24)
Minutes:	31	Fresno State (12/11/24)

CAREER HIGHS

Points:	23	Saint Mary's (1/28/23)
Rebounds:	7	at Texas Tech (1/20/24)
Assists:	12	at West Virginia (2/3/24)
Steals:	4	vs. Duquesne (3/21/24)
Blocks:	1 (3x)	UCF (2/13/24)
Field Goals:	9	Saint Mary's (1/28/23)
3-Pointers:	4 (4x)	at Oklahoma (2/6/24)
Free Throws:	5 (2x)	Pepperdine (1/14/23)
Minutes:	36	at Oklahoma State (2/17/24)

BIG 12 HIGHS

Points:	18	at Kansas (2/27/24)
Rebounds:	7	at Texas Tech (1/20/24)
Assists:	12	at West Virginia (2/3/24)
Steals:	2 (4x)	Arizona State (12/31/24)
Blocks:	1	UCF (2/13/24)
Field Goals:	5 (3x)	at Kansas (2/27/24)
3-Pointers:	4 (2x)	at Oklahoma (2/6/24)
Free Throws:	5	at Kansas (2/27/24)
Minutes:	36	at Oklahoma State (2/17/24)

PRODUCTION TRACKER

	2024-25	Career
Had a double-double	--	--
Scored 10+ points	3 (3-0)	26 (14-12)
Scored 20+ points	--	1 (0-1)
Led BYU in scoring	--	2 (1-1)
Led BYU in rebounds	--	2 (0-2)
Led BYU in assists	6 (3-3)	38 (21-17)
Led BYU in steals	2 (2-0)	17 (10-7)
Made 3+ 3-pt FGs	2 (2-0)	13 (10-3)
Had 5+ 3-pt FGs	--	--
Had 3+ assists	9 (6-3)	64 (43-21)
Had 5+ assists	5 (4-1)	30 (22-8)
Had 10+ assists	--	1 (1-0)
Had 3+ steals	--	1 (0-1)

2024-25 GAME-BY-GAME

OPPONENT	DATE	GS	MIN.	FG-FGA	PCT	3FG-FGA	PCT	FT-FTA	PCT	OFF	DEF	REB	AST	BLK	STL	PF	TO	PTS	AVG
Central Arkansas	11/5																		
UC Riverside	11/8																		
Queens	11/13																		
Idaho	11/16																		
Mississippi Valley	11/23	*	21	3-7	.429	3-7	.429	1-2	.500	1	3	4	5	0	1	2	0	10	10.0
vs. Ole Miss	11/28	*	29	1-3	.333	0-2	.000	0-0	.000	1	0	1	4	0	1	3	0	2	6.0
vs. NC State	11/29	*	29	3-8	.375	2-6	.333	1-2	.500	1	4	5	3	0	1	0	3	9	7.0
at Providence	12/3	*	26	1-6	.167	0-3	.000	0-0	.000	1	1	2	4	0	0	5	2	2	5.8
Fresno State	12/11	*	31	5-8	.625	3-5	.600	0-0	.000	0	2	2	5	0	0	1	2	13	7.2
vs. Wyoming	12/14	*	29	1-6	.167	0-2	.000	2-2	1.000	2	2	4	6	0	0	1	3	4	6.7
Florida A&M	12/20	*	26	4-10	.400	2-5	.400	4-5	.800	1	4	5	7	0	1	0	0	14	7.7
Arizona State	12/31	*	25	1-3	.333	1-2	.500	0-0	.000	3	1	4	3	0	2	0	1	3	7.1
at Houston	1/4	*	24	1-1	1.000	1-1	1.0000	4-4	1.000	0	0	0	0	0	0	2	3	7	7.1
Texas Tech	1/7	*	29	2-6	.333	1-5	.200	1-2	.500	0	3	3	1	0	1	1	3	6	7.0
at TCU	1/11		24	2-4	.500	2-4	.500	0-0	.000	0	1	1	6	0	0	0	1	6	6.9
Oklahoma State	1/14																		
at Utah	1/18																		
at Colorado	1/21																		
Cincinnati	1/25																		
Baylor	1/28																		
at UCF	2/1																		
ARizona	2/4																		
at Cincinnati	2/8																		
at West Virginia	2/11																		
Kansas State	2/15																		
Kansas	2/18																		
at Arizona	2/22																		
at Arizona State	2/26																		
West Virginia	3/1																		
at Iowa State	3/4																		
Utah	3/8																		
TOTAL			**292**	**24-62**	**.387**	**15-42**	**.357**	**13-17**	**.765**	**10**	**21**	**31**	**44**	**0**	**7**	**15**	**19**	**76**	**6.9**

CAREER STATISTICS

YEAR	GP-GS	MPG	FG-FGA	PCT	3FG-A	PCT	FT-FTA	PCT	OFF-DEF-REB	AVG	PF-D	A	AVG	TO	BLK	AVG	STL	AVG	PTS	AVG
2022-23	34-21	20.6	84-204	.412	36-98	.367	44-70	.629	15-50-65	1.9	75-2	108	3.2	56	2	0.1	24	0.7	248	7.3
2023-24	34-30	29.3	106-251	.422	52-145	.359	43-68	.632	31-87-118	3.5	82-3	172	5.1	59	1	0.1	34	1.0	307	9.0
2024-25	11-10	26.6	24-62	.387	15-42	.357	13-17	.765	10-21-31	2.8	15-1	44	4.0	19	0	0.0	7	0.6	76	6.9
TOTAL	**79-61**	**25.1**	**214-517**	**.414**	**103-285**	**.361**	**100-155**	**.645**	**56-158-214**	**2.7**	**172-6**	**324**	**4.1**	**134**	**3**	**0.1**	**65**	**0.8**	**631**	**8.0**

Cougars

FOUSSEYNI TRAORE

SENIOR | 6-6 | FORWARD | BAMAKO, MALI | WASATCH ACADEMY

2024-25
Scored a career-high 29 points in win over Idaho... tied Marriott Center record going 11-of-12 from the field... also went 7-of-7 from the free throw line... One of three players since 1990 with 29 or more points off the bench... season-high 12 rebounds against Queens...

2023-24
All-Big 12 Honorable Mention... tied a career-high with five assists in win over No. 7 Kansas... season-high 11 rebounds at No. 6 Iowa State... 9-4 when he scores in double figures... scored a season-high 24 points in win over West Virginia... also had nine rebounds, six of those coming on the offensive glass... made career-high 10 field goals...

2022-23
WCC All-Academic... CSC Academic All-District.... WCC All-Second Team... first underclassmen to lead Cougars in scoring and rebounding in same season since Eric Mika in 2016-17... averaged 12.9 points and 7.8 rebounds per game, shooting 60.7 percent and 75.8 percent from the free throw line... one of two players in program history to shoot over 60.0 percent from the field in a single season (min. 100 FG made)... ranked 22nd in the nation in field goal percentage... 15 point, 11 rebound double-double in season opener against Idaho State... seven offensive rebounds tied for most offensive boards in a season opener in program history...

2021-22
WCC All-Freshman Team... 4-time WCC Freshman of the Week... Hawaiian Airlines Diamond Head Classic All-Tournament Team... appeared in 33 games including 21 starts... broke BYU freshman record in total rebounds and offensive rebounds... second-most double-doubles by a freshman in program history... recorded a 25-point, 19 rebound performance on Senior Night against Pepperdine...

BEFORE BYU
Prepped at Wasatch Academy... represented Mali at 2021 FIBA U19 Basketball World Cup... had a 7-point, 10 rebound performance against the United States... Was part of Mali team that won the 2017 FIBA U16 African Championship...

PERSONAL
Son of Lamine and Kadiatou... speaks french and Bambara... Master fisherman... Loves watching movies, especially the Mission Impossible franchise... **Founder of Fouss Foundation... currently in process of raising money for indoor basketball court in Bamako, Mali...**

SEASON HIGHS

Points:	29	Idaho (11/16/24)
Rebounds:	12	Queens (11/13/24)
Assists:	5 (2x)	Florida A&M (12/20/24)
Steals:	2	Queens (11/13/24)
Blocks:	2 (2x)	UC Riverside (11/8/24)
Field Goals:	11	Idaho (11/16/24)
3-Pointers:	1	Fresno State (12/11/24)
Free Throws:	7	Idaho (11/16/24)
Minutes:	25	Mississippi Valley State (11/23/24)

CAREER HIGHS

Points:	29	Idaho (11/16/24)
Rebounds:	19	Pepperdine (2/26/22)
Assists:	5 (4x)	Queens (11/13/24)
Steals:	3 (2x)	Gonzaga (1/12/23)
Blocks:	4	at Loyola Marymount (2/10/22)
Field Goals:	11	Idaho (11/16/24)
3-Pointers:	2	Southeastern Louisiana (11/15/23)
Free Throws:	8 (2x)	Portland (12/31/22)
Minutes:	37	at Loyola Marymount (2/10/22)

BIG 12 HIGHS

Points:	24	at West Virginia (2/3/24)
Rebounds:	11	at Iowa State (3/6/24)
Assists:	5	at Kansas (2/27/24)
Steals:	1 (8x)	Arizona State (12/31/24)
Blocks:	3	at Iowa State (3/6/24)
Field Goals:	10	at West Virginia (2/3/24)
3-Pointers:	--	--
Free Throws:	5	TCU (3/2/24)
Minutes:	31	at West Virginia (2/3/24)

PRODUCTION TRACKER

	2024-25	Career
Had a double-double	1 (1-0)	20 (15-5)
Scored 10+ points	6 (4-2)	60 (39-21)
Scored 20+ points	1 (1-0)	7 (5-2)
Led BYU in scoring	3 (2-1)	29 (19-10)
Led BYU in rebounds	5 (3-2)	53 (35-18)
Led BYU in assists	1 (1-0)	6 (3-3)
Led BYU in blocks	3 (2-1)	36 (23-13)
Led BYU in steals	1 (1-0)	14 (9-5)
Had 3+ blocks	--	9 (7-2)
Had 3+ assists	3 (2-1)	16 (14-2)
Had 3+ steals	--	2 (1-1)
Had 10+ rebounds	3 (3-0)	26 (19-7)
Had 15+ rebounds	--	4 (3-1)

2024-25 GAME-BY-GAME

OPPONENT	DATE	GS	MIN.	FG-FGA	PCT	3FG-FGA	PCT	FT-FTA	PCT	OFF	DEF	REB	AST	BLK	STL	PF	TO	PTS	AVG
Central Arkansas	11/5		19	3-5	.600	0-0	.000	0-0	.000	4	2	6	0	2	0	2	0	6	6.0
UC Riverside	11/8		20	6-8	.750	0-1	.000	1-2	.500	5	1	6	2	2	0	2	1	13	9.5
Queens	11/13		17	2-5	.400	0-0	.000	0-0	.000	5	7	12	5	0	2	2	1	4	7.7
Idaho	11/16		23	11-12	.917	0-0	.000	7-7	1.000	2	7	9	2	1	0	1	0	29	13.0
Mississippi Valley	11/23	*	25	5-8	.625	0-1	.000	5-6	.833	5	6	11	1	1	0	2	2	16	13.4
vs. Ole Miss	11/28		24	5-8	.625	0-0	.000	6-6	1.000	2	4	6	3	1	1	3	3	16	13.8
vs. NC State	11/29		17	4-6	.667	0-0	.000	2-2	1.000	2	3	5	1	0	0	2	1	10	13.3
at Providence	12/3		14	4-8	.500	0-0	.000	0-0	.000	1	1	2	1	0	0	2	0	8	12.6
Fresno State	12/11		19	2-4	.500	1-1	1.000	0-0	.000	0	10	10	3	1	0	1	3	5	11.8
vs. Wyoming	12/14		16	3-4	.750	0-0	.000	2-2	1.000	0	3	3	1	0	0	2	0	8	11.4
Florida A&M	12/20		17	4-6	.667	0-0	.000	1-1	1.000	3	3	5	5	0	0	1	1	9	11.2
Arizona State	12/31		18	2-3	.667	0-0	.000	0-1	.000	1	3	4	1	0	1	0	2	4	10.6
at Houston	1/4		20	0-3	.000	0-0	.000	1-2	.500	1	5	6	3	0	0	0	3	1	9.8
Texas Tech	1/7		24	5-10	.500	0-0	.000	4-5	.800	2	3	5	0	0	0	1	1	14	10.1
at TCU	1/11		21	1-3	.333	0-0	.000	3-4	.750	0	7	7	2	0	0	2	1	5	9.8
Oklahoma State	1/14																		
at Utah	1/18																		
at Colorado	1/21																		
Cincinnati	1/25																		
Baylor	1/28																		
at UCF	2/1																		
ARizona	2/4																		
at Cincinnati	2/8																		
at West Virginia	2/11																		
Kansas State	2/15																		
Kansas	2/18																		
at Arizona	2/22																		
at Arizona State	2/26																		
West Virginia	3/1																		
at Iowa State	3/4																		
Utah	3/8																		
TOTAL			**291**	**57-93**	**.613**	**1-3**	**.333**	**32-38**	**.842**	**33**	**65**	**98**	**30**	**8**	**4**	**23**	**19**	**147**	**9.8**

CAREER STATISTICS

YEAR	GP-GS	MPG	FG-FGA	PCT	3FG-A	PCT	FT-FTA	PCT	OFF-DEF-REB	AVG	PF-D	A	AVG	TO	BLK	AVG	STL	AVG	PTS	AVG
2021-22	33-21	23.6	126-214	.589	1-8	.125	64-86	.744	93-187-280	8.5	61-0	30	0.9	49	42	1.3	17	0.5	317	9.6
2022-23	33-33	24.8	165-272	.607	1-1	1.000	94-124	.758	92-167-259	7.8	63-1	48	1.5	73	23	0.7	24	0.7	425	12.9
2023-24	26-8	18.4	112-179	.626	2-3	.667	58-61	.716	51-85-136	5.2	44-0	34	1.3	45	20	0.8	16	0.6	284	10.9
2024-25	15-1	19.4	57-93	.613	1-3	.333	32-38	.842	33-65-98	6.5	23-0	30	2.0	19	8	0.5	4	0.3	147	9.8
TOTAL	**107-63**	**22.1**	**460-758**	**.607**	**5-15**	**.333**	**248-329**	**.754**	**269-504-773**	**7.2**	**191-1**	**142**	**1.3**	**186**	**93**	**0.9**	**61**	**0.6**	**1173**	**11.0**

Cougars

JARED MCGREGOR

JUNIOR | 6-3 | GUARD | SARATOGA SPRINGS, UTAH | WESTLAKE HIGH SCHOOL

2024-25
Made season debut in win over Queens...made first 3-pointer of the season in win over Florida A&M... also connected on his first career free throw...

2023-24
Played in a career-games... connected on first 3-pointer of the season in win over Southeastern Louisiana... also made 3-pointer in win over Evansville...

2022-23
Made collegiate debut against Westminster.... Scored a career-high 6 points in win over Western Oregon... Went 2-of-2 from 3-point range...

BEFORE BYU
Served a mission for the Church of Jesus Christ of Latter-Day Saints in Spokane, Wash... Prepped at Westlake High School... Averaged 12.2 points per game as a senior... Made 76 3-pointers, most in Utah 6A... Played AAU basketball for Utah Mountain Stars...

PERSONAL
Son of Kathy and the late Mark McGregor... Father, Mark, was an All-American swimmer at BYU... Served a mission for the Church of Jesus Christ of Latter-Day Saints in Spokane, Wash... Has traveled to China (2x), Australia and Mali for basketball...

SEASON HIGHS

Points:	4	Florida A&M (12/20/24)
Rebounds:	--	--
Assists:	1	Queens (11/13/24)
Steals:	--	--
Blocks:	--	--
Field Goals:	1	Florida A&M (12/20/24)
3-Pointers:	1	Florida A&M (12/20/24)
Free Throws:	1	Florida A&M (12/20/24)
Minutes:	2 (3x)	Florida A&M (12/20/24)

CAREER HIGHS

Points:	6	Western Oregon (12/15/22)
Rebounds:	2	Southeastern Louisiana (11/15/23)
Assists:	1 (2x)	Queens (11/13/24)
Steals:	--	--
Blocks:	--	--
Field Goals:	2	Western Oregon (12/15/22)
3-Pointers:	2	Western Oregon (12/15/22)
Free Throws:	1	Florida A&M (12/20/24)
Minutes:	3 (2x)	Bellarmine (12/22/23)

BIG 12 HIGHS

Points:	--	--
Rebounds:	--	--
Assists:	--	--
Steals:	--	--
Blocks:	--	--
Field Goals:	--	--
3-Pointers:	--	--
Free Throws:	--	--
Minutes:	1	Iowa State (1/16/24)

PRODUCTION TRACKER

	2024-25	Career
Had a double-double	--	--
Scored 10+ points	--	--
Scored 20+ points	--	--
Led BYU in scoring	--	--
Led BYU in rebounds	--	--
Led BYU in assists	--	--
Led BYU in steals	--	--
Made 3+ 3-pt FGs	--	--
Had 5+ 3-pt FGs	--	--
Had 3+ assists	--	--
Had 5+ rebounds	--	--
Had 10+ rebounds	--	--

2024-25 GAME-BY-GAME

OPPONENT	DATE	GS	MIN.	FG-FGA	PCT	3FG-FGA	PCT	FT-FTA	PCT	OFF	DEF	REB	AST	BLK	STL	PF	TO	PTS	AVG
Central Arkansas	11/5																		
UC Riverside	11/8																		
Queens	11/13		2	0-2	.000	0-2	.000	0-0	.000	0	0	0	1	0	0	0	0	0	0.0
Idaho	11/16																		
Mississippi Valley	11/23		2	0-0	.000	0-0	.000	0-0	.000	0	0	0	0	0	0	0	0	0	0.0
vs. Ole Miss	11/28																		
vs. NC State	11/29																		
at Providence	12/3																		
Fresno State	12/11																		
vs. Wyoming	12/14		1	0-0	.000	0-0	.000	0-0	.000	0	0	0	0	0	0	0	0	0	0.0
Florida A&M	12/20		2	1-2	.500	1-2	.500	1-2	.500	0	0	0	0	0	0	0	0	4	1.0
Arizona State	12/31																		
at Houston	1/4																		
Texas Tech	1/7																		
at TCU	1/11																		
Oklahoma State	1/14																		
at Utah	1/18																		
at Colorado	1/21																		
Cincinnati	1/25																		
Baylor	1/28																		
at UCF	2/1																		
ARizona	2/4																		
at Cincinnati	2/8																		
at West Virginia	2/11																		
Kansas State	2/15																		
Kansas	2/18																		
at Arizona	2/22																		
at Arizona State	2/26																		
West Virginia	3/1																		
at Iowa State	3/4																		
Utah	3/8																		
TOTAL			**6**	**1-4**	**.250**	**1-4**	**.250**	**1-2**	**.500**	**0**	**0**	**0**	**1**	**0**	**0**	**0**	**0**	**4**	**1.0**

CAREER STATISTICS

YEAR	GP-GS	MPG	FG-FGA	PCT	3FG-A	PCT	FT-FTA	PCT	OFF-DEF-REB	AVG	PF-D	A	AVG	TO	BLK	AVG	STL	AVG	PTS	AVG
2022-23	6-0	1.3	2-4	.500	2-3	.667	0-0	.000	0-0-0	0.0	2-0	0	0.0	0	0	0.0	0	0.0	6	1.0
2023-24	11-0	1.8	2-7	.286	2-6	.333	0-0	.000	1-2-3	0.3	2-0	1	0.1	2	0	0.0	0	0.0	6	0.5
2024-25	4-0	1.5	1-4	.250	1-4	.250	1-2	.500	0-0-0	0.0	0-0	1	0.3	0	0	0.0	0	0.0	4	1.0
TOTAL	**21-0**	**1.6**	**5-15**	**.333**	**5-13**	**.385**	**1-2**	**.500**	**1-2-3**	**0.1**	**4-0**	**2**	**0.1**	**2**	**0**	**0.0**	**0**	**0.0**	**16**	**0.8**

THE LAST TIME...

5 players scored in double figures
12/20/24 vs. Florida A&M, Catchings 21, Hall 14, Baker 11, Knell 10, Mag 10

6 players scored in double figures
12/11/24 vs. Fresno State, Knell 22, Saunders 17, Baker 14, Hall 13, Keita 12, Catchings 10

No players scored in double figures
2/21/05 at Air Force, 39-70 L

One player recorded a double-double
12/11/24 vs. Fresno State
Trevin Knell, 22 points, 10 rebounds

Two players recorded a double-double
12/13/23 vs. Denver
Noah Waterman 20 points, 14 rebounds
Spencer Johnson 11 points, 11 rebounds

One player recorded a triple-double
3/16/16 vs. UAB
Kyle Collinsworth, 19 points, 10 rebounds, 12 assists

Two double-digit rebounders
12/11/24 vs. Fresno State
Trevin Knell 10, Fousseyni Traore 10

Four players had 9 or more rebounds
12/30/06 vs. Seton Hall, Cummard 12, Plaisted 9, Young 9, Ainge 9

Two players fouled out
12/3/22 vs. South Dakota
Trey Stewart, Gideon George

Three or more players fouled out
12/1/18 at Weber State
Yoeli Childs, TJ Haws, Connnor Harding

A BYU player received a technical foul
12/20/24 vs. Florida A&M, Keba Keita

An opponent player received a technical foul
12/31/24 vs. Arizona State, Amier Ali

A BYU coach received a technical foul
2/27/24 at Kansas, Mark Pope

An opponent coach received a technical foul
12/31/24 vs. Arizona State, Bobby Hurley

A BYU player ejected from a game
11/23/23 vs. Arizona State, Atiki Ally Atiki, Noah Waterman

An opponent player ejected from a game
1/6/24 vs. Iowa State, Hason Ward

A coach ejected from the game
11/24/23 vs. NC State
NC State coach Kevin Keatts (2 technical fouls)

AT LEAST two players scored 20+ points
11/16/24 vs. Idaho, Traore - 29, Saundesr - 26

Three players scored 20+ points
2/20/20 vs. Santa Clara, Haws 28, Childs 22, Toolson 20

Four players scored 20+ points
1/13/79 vs. New Mexico, D. Ainge 27, Runia 25, Durrant 20, Taylor 20

Two players scored 25+ points
11/16/24 vs. Idaho, Fousseyni Traore 29, Richie Saunders 26

A player scored 30+ points
12/31/24 vs. Arizona State, Richie Saunders 30

A player scored 40+ points
12/23/15 vs. New Mexico, Chase Fischer 41

A player attempted 20 or more field goals
12/11/21 vs. Creighton, Alex Barcello 20

A player had 5 or more steals
1/12/23 vs. Gonzaga, Spencer Johnson 5

A player had 5 or more blocks
2/27/21 vs. Saint Mary's, Matt Haarms 6

A player had double-digit assists
11/5/24 vs. Central Arkansas, Egor Demin 11

A player made double-digit free throws
2/13/24 vs. UCF, Jaxson Robinson 12, Trevin Knell 10

A player shot 100% from the free throw line (min. 8 att.)
12/3/22 vs. South Dakota, Rudi Williams (8-8)

A player shot 100% from the floor (min. 5 att.)
12/11/24 vs. Fresno State, Keba Keita (6-6)

A player shot 100% from threes (min. 3 att.)
12/20/22 vs. Lindenwood, Jaxson Robinson (4-4)
Rudi Williams (3-3)

Did not make a 3-point field goal
3/8/14 vs. Loyola Marymount, (0-12) W

Opponent did not make a 3-point field goal
11/13/19 vs. Southern Utah (0-12) W

BYU had five or fewer turnovers
12/3/24 at Providence, 5 L

BYU committed 25-plus turnovers
12/15/07 vs. Pepperdine, 29 W

BYU committed 11 or less team fouls in a game
12/31/24 vs. Arizona State 11, W

BYU scored 90 points
12/11/24 vs. Fresno State, 95-67 W

BYU scored 100 points
12/22/23 vs. Bellarmine, 101-56 W

BYU scored 110 points
11/6/23 vs. Houston Christian, 110 W

BYU scored less than 50 points in a game
1/15/08 at UNLV, 41-70 L

Held opponent to less than 50 points in a game
11/23/24 vs. Mississippi Valley State, 87-43 W

BYU scored less than 40 points in a game
2/21/05 at Air Force, 39-70 L

Held opponents to less than 40 points in a game
12/22/21 vs. South Florida 54-39 W

Shot 60% from the field
1/27/24 vs. Texas (.630) 32-50

Opponent shot 60% from the field
1/13/22 at Gonzaga (.694) 43-62

Shot 70% from the field in a half
11/24/23 vs. NC State (.700) 21-30

Did not miss a 2-point FG attempt in a half
2/23/04 vs. Air Force, 13-13 inside the arc, (14-17, .824 overall)

Shot less than 30% from the field
12/1/20 vs. USC (.275) 16-69

Opponent shot less than 30% from the field
1/13/24 at UCF (.293) 17-58

Shot 100% from the free throw line
2/24/22 vs. Loyola Marymount (6-6)

Shot 90% from the free throw line (min. 10 att.)
1/27/21 at Pepperdine (.947) 18-19

Shot less than 50% from the free throw line
2/10/24 vs. Kansas State (.476) 10-21

Shot 60% on 3-pointers
12/18/21 at Weber State (.615), 16-26

Shot 70% on 3-pointers
12/11/13 vs. Prairie View A&M (.714), 10-14

Opponent scored less than 20 points in the 1st half
11/23/23 vs. Arizona State, 17 (32-17, 77-49 W)

Opponent scored less than 20 points in the 2nd half
11/23/24 vs. Mississippi Valley State, 16 (32-16, 87-43) W

BYU scored less than 20 points in the 1st half
3/9/19 vs. San Diego, 19 (BYU trailed 19-46)

BYU scored less than 20 points in the 2nd half
1/15/00 vs. Utah, 19

Opponent scored 50 or more points in a half
2/13/24 vs. UCF, 62

BYU scored 50 or more points in the first half
12/20/24 vs. Florida A&M, 50

BYU scored 50 or more points in the second half
12/20/24 vs. Florida A&M, 53

BYU scored 60 or more points in the first half
11/29/22 vs. Westminster, 63

BYU scored 60 or more points in the second half
1/30/20 vs. Pepperdine, 61

Won by 60 or more points (largest margin ever)
12/22/06 vs. Western Oregon (62) 102-40

Won by 50 or more points
11/15/23 vs. Southeastern Louisiana (57) 105-48

Won by 40 or more points
12/20/24 vs. Florida A&M (46), 103-57

Won by 30 or more points
11/5/24 vs. Central Arkansas (38) (88-50)

Won by 25 or more points
12/11/24 vs. Fresno State (28) (95-67)

Lost by 35-plus points
11/22/04 vs. North Carolina (36) 86-50

Lost by 30-plus points
1/4/25 at No. 14 Houston (31) 55-86

Lost by 25-plus points
12/1/20 vs. USC (26) 53-79

Played an overtime game
11/28/24 vs. Ole Miss, 85-96 L (OT)

Won in single overtime
11/25/22 vs. Dayton 79-75 (OT)

Lost in overtime
11/28/24 vs. Ole Miss, 85-96 L (OT)

Played a double OT game
1/30/21 vs. Pacific, 95-87 W (2OT)

Played a triple OT game
1/23/14 at Portland, 114-110 L (3OT)

Won 10-straight games
2010-11 (10)

Won 15-straight games
2009-10 (15)

Lost 3-straight games
2024-25, @ Houston, Texas Tech, @ TCU

Lost 4-straight games
2022-23, @ Pepperdine, @ Gonzaga, Santa Clara, @ Saint Mary's

Lost 5-straight games
2004-05, @ UNM, @ AFA, @ Utah, UNLV, vs. UNM (at MWC)

Lost 9-straight games
1997-98

Lost 10-straight games
1996-97 (21) - school record

Played an NCAA tournament game
3/21/24 vs. Duquesne - NCAA 1st Round, 67-71

Won an NCAA tournament game
3/13/12 vs. Iona - NCAA 1st Round, 78-72

Won two NCAA tournament games
1980-81 Princeton 60-51, UCLA 78-55, Notre Dame 51-50, then lost to Virginia 60-74
2010-11 Wofford 74-66, Gonzaga 89-67

Won three NCAA tournament games
1980-81 Princeton 60-51, UCLA 78-55, Notre Dame 51-50, then lost to Virginia 60-74

Played in the NIT
2021-22

Won an NIT game
3/19/22 Northern Iowa, 90-71

Won two NIT games
2021-22 LBSU, 93-72, UNI 90-71

Won three NIT games
2015-16 Advanced to NIT semifinals (appearance vacated by the NCAA)
2012-13 Advanced to NIT semifinals
1965-66 NIT Champions
1950-51 NIT Champions

Won a conference tournament
2000-01

Won a regular season conference title
2010-11

Won a conference regular season outright
2007-08

Defeated a ranked team
2/27/24 at No. 7 Kansas (7/9), 76-68

Defeated a ranked team at home
2/20/24 vs. No. 11 Baylor (11/11), 78-71

Defeated a ranked team on the road
2/27/24 at No. 7 Kansas (7/9), 76-68

Was ranked in the Top 25 AP Poll
3/18/24 Ranked 21st

Was ranked in the Top 25 Coaches Poll
3/17/24 Ranked 21st

Finished season ranked in the Top 25 polls
2019-20 16th (Coaches), 18th (AP)

COUGARS IN THE RECORD BOOK

INDIVIDUAL CAREER RECORDS

Points Scored

Rk	Name, Years	G	Pts
1	Tyler Haws, 2009-10,12-15	139	2,720
2	Jimmer Fredette, 2007-11	139	2,599
3	Danny Ainge, 1977-81	118	2,467
4	Michael Smith, 1983-84,86-89	122	2,319
5	Devin Durrant, 1978-80,82-84	117	2,285
6	Yoeli Childs, 2016-20	119	2,031
7	TJ Haws, 2016-20	133	1,899
8	Russell Larson, 1991-95	129	1,885
9	Fred Roberts, 1978-82	119	1,841
10	Jeff Chatman, 1984-88	122	1,824
11	Mekeli Wesley, 1997-01	115	1,740
12	Mark Bigelow, 1998-99, 01-04	120	1,715
13	Kyle Collinsworth, 2010-11, 13-16	135	1,680
14	Brandon Davies, 2009-13	135	1,680
15	Ken Roberts, 1990-91, 93-96	126	1,652
16	Lee Cummard, 2005-09	131	1,569
17	Jonathan Tavernari, 2006-10	132	1,519
18	Kresimi Cosic, 1970-73	79	1,513
19	Joe Nelson, 1946-50	115	1,494
20	Jay Cheesman, 1973-77	103	1,408
21	Roland Minson, 1948-51	105	1,407
22	Andy Toolson, 1984-85, 87-90	117	1,388
23	Trent Plaisted, 2004-08	103	1,372
24	Marty Haws, 1986-90	120	1,337
25	Alex Barcello, 2019-22	93	1,307
26	Dick Nemelka, 1963-66	78	1,299
27	Alan Taylor, 1976-80	110	1,284
28	Jackson Emery, 2005-06, 08-11	133	1,235
29	Doug Richards, 1971-74	78	1,218
30	Gary Trost, 1987-88, 90-93	114	1,205
31	Matt Carlino, 2011-14	96	1,201
32	Edon Brinley, 1927-31	---	1,195
33	Noah Hartsock, 2008-12	134	1,191
34	Elwood Romney, 1929-33	110	1,189
35	Joe Richey, 1950-53	89	1,177
36	**Fousseyni Traore, 2021-present**	**107**	**1,173**
37	Randy Reid, 1992-96	125	1,170
38	Kari Liimo, 1966-69	76	1,156
39	Doug Howard, 1967-70	79	1,143
40	Mel Hutchins, 1947-48, 49-51	97	1,141
41	Travis Hansen, 2000-03	86	1,137
42	Steve Schreiner, 1988-91	93	1,128
43	Chase Fischer, 2014-16	71	1,121
44	John Fairchild, 1963-65	53	1,109
45	Gary Earnest, 1958-61	77	1,108
46	Terrell Lyday, 1999-01	66	1,105
47	Mark Handy, 1973-77	96	1,099
48	Bruce Burton, 1960-63	78	1,089
49	Eric Mika, 2013-14, 16-17	67	1,080
50	Keena Young, 2004-07	88	1,068
51	Scott Runia, 1976-80	110	1,051
52	Bernie Fryer, 1970-72	55	1,031
53	Dave Eastis, 1958-61	69	1,015

Field Goal Percentage

Rk	Name, Years	FG	FGA	Pct
1	**Fousseyni Traore, 2021-present**	**460**	**758**	**.607**
2	Alan Taylor, 1976-80	504	874	.577
3	Rafael Araujo, 2002-04	366	646	.567
4	Gary Trost, 1987-88, 90-93	420	742	.566
5	Jared Miller, 1990-93	306	550	.5563

***Minimum 300 FG Made**

3-Point Field Goals Made

Rk	Name, Years	3FG
1	Jimmer Fredette, 2007-11	296
2	Jonathan Tavernari, 2006-10	265
3	TJ Haws, 2016-20	242
4	Jackson Emery, 2005-06, 08-11	230
5	Chase Fischer, 2014-16	215
6	Mark Bigelow, 1998-99, 01-04	213
7	**Trevin Knell, 2019-present**	**195**

3-Point Field Goal Attempts

Rk	Name, Years	3FGA
1	Jimmer Fredette, 2007-11	752
2	Jonathan Tavernari, 2006-10	698
3	TJ Haws, 2016-20	671
4	Jackson Emery, 2005-06, 08-11	601
5	Mark Bigelow, 1998-99, 01-04	559
6	Chase Fischer, 2014-16	553
7	**Trevin Knell, 2019-present**	**498**

3-Point Field Goal Percentage*

Rk	Name, Years	3FG	3FGA	Pct
1	Nathan Call, 1986-88, 90-92	110	241	.456
2	Alex Barcello, 2019-22	194	429	.452
3	Mark Heslop, 1988-92	126	283	.445
4	Andy Toolson, 1984-85, 87-90	141	323	.437
5	Lee Cummard, 2005-09	153	355	.431
6	Michael Smith, 1983-84, 86-89	116	270	.430
7	Mike Rose, 2003-07	163	381	.428
8	Sam Burgess, 2004-05, 06-08	81	196	.413
9	Zac Seljaas, 2015-16, 17-19	135	332	.407
10	Skyler Halford, 2013-15	81	201	.4029
11	Austin Ainge, 2003-07	113	281	.402
12	Terrell Lyday, 1999-01	127	321	.3956
13	Todd Christensen, 1995-96, 98-00	104	264	.3939
14	Jimmer Fredette, 2007-11	296	752	.3936
15	**Trevin Knell, 2019-present**	**195**	**498**	**.392**
16	Chase Fischer, 2014-16	215	553	.3887
17	Michael Vranes, 1996-97, 98-00	78	201	.3881
18	Jackson Emery, 2005-06, 08-11	230	601	.3826
19	Mark Bigelow, 1998-99, 01-04	213	559	.381
20	**Richie Saunders, 2022-present**	**92**	**247**	**.3725**

***Minimum 75 3FG Made**

3 3-Pointers Games

Rk	Name, Years	#
1	Jimmer Fredette, 2007-11	47
	TJ Haws, 2016-20	47
3	Jonathan Tavernari, 2006-10	46
4	Chase Fischer, 2014-16	39
5	Mark Bigelow, 1998-99, 01-04	34
	Jackson Emery, 2005-06, 08-11	34
7	Alex Barcello, 2019-22	31
8	**Trevin Knell, 2019-present**	**29**

Assists

Rk	Name, Years	G	Ast	Avg
1	Kyle Collinsworth, 2010-11, 13-16	140	703	5.0
2	TJ Haws, 2016-20	133	603	4.5
3	Matt Montague, 1996-97, 99-02	122	570	4.7
4	Danny Ainge, 1977-81	118	539	4.6
5	Nathan Call, 1986-88, 90-92	129	528	4.1
6	Jimmer Fredette, 2007-11	139	515	3.7
7	Marty Haws, 1986-90	123	502	4.1
8	Randy Reid, 1992-96	125	458	3.7
9	Matt Carlino, 2011-14	96	437	4.6
10	Scott Runia, 1976-80	110	405	3.7
11	Lee Cummard, 2005-09	131	372	2.8
12	Austin Ainge, 2003-07	101	355	3.5
13	Fred Roberts, 1978-82	119	341	2.9
14	Brian Taylor, 1982-84, 86-88	118	330	2.8
15	Steve Craig, 1975-76, 78-81	112	329	2.9
16	**Dallin Hall, 2022-present**	**79**	**324**	**4.1**

Assists Per Game*

Rk	Name, Years	G	Ast	Avg
1	Kyle Collinsworth, 2010-11, 13-15	140	703	5.02
2	Matt Montague, 1996-97, 99-02	122	570	4.67
3	Danny Ainge, 1977-81	118	539	4.57
4	Matt Carlino, 2011-14	96	437	4.55
5	TJ Haws, 2016-20	133	603	4.53
6	**Dallin Hall, 2022-present**	**79**	**334**	**4.101**
7	Nathan Call, 1986-88, 90-92	129	528	4.093
8	Marty Haws, 1986-90	123	502	4.081
9	Jimmer Fredette, 2007-11	139	515	3.71
10	Scott Runia, 1976-80	110	405	3.68

***Minimum 50 Games Played**

Assist-to-Turnover Ratio*

Rk	Name, Years	A	TO	A:TO
1	Craig Cusick, 2011-13	148	65	2.69:1
2	Marty Perry, 1982-85	299	117	2.56:1
3	**Dallin Hall, 2022-present**	**324**	**134**	**2.42:1**
4	Jackson Emery, 2005-06, 08-11	312	132	2.36:1
5	Ben Murdock, 2006-08	157	67	2.34:1

***Minimum 50 Games Played and 2.0 APG**

Assist-to-Turnover Ratio*

Rk	Name, Years	A	TO	A:TO
1	Marty Perry, 1982-85	299	117	2.56:1
2	**Dallin Hall, 2022-present**	**324**	**128**	**2.42:1**
3	Nathan Call, 1986-88, 90-92	528	236	2.24:1
4	Scott Runia, 1976-80	405	185	2.19:1
5	Kevin Santiago, 1988-90	193	90	2.14:1

***Minimum 50 Games Played and 3.0 APG**

Offensive Rebounds

Rk	Name, Years	G	OReb	Avg
1	Kyle Collinsworth, 2010-11, 13-16	140	307	2.2
2	Nate Austin, 2011-16	153	289	1.9
3	**Fousseyni Traore, 2021-present**	**107**	**269**	**2.5**

Rebounds

Rk	Name, Years	G	Reb	Avg
1	Yoeli Childs, 2016-20	119	1,053	8.8
2	Kyle Collinsworth, 2010-11, 13-16	140	1,047	7.5
3	Michael Smith, 1983-84, 86-89	122	922	7.6
4	Kresimir Cosic, 1970-73	79	919	11.6
	Alan Taylor, 1976-80	110	919	8.4
6	Greg Kite, 1979-83	112	847	7.6
7	Brandon Davies, 2009-13	135	840	6.2
8	Fred Roberts, 1978-82	119	838	7.0
9	Steve Trumbo, 1978-82	116	835	7.2
10	Russell Larson, 1991-95	129	821	6.4
11	John Benson, 1954-57	78	803	10.3
12	Mark Handy, 1973-77	96	801	8.3
13	Nate Austin, 2011-16	153	792	5.2
14	Nick Mateljan, 1951-55	87	789	9.1
15	Bruce Burton, 1960-63	78	776	9.9
16	**Fousseyni Traore, 2021-present**	**107**	**773**	**7.2**

Blocks Per Game*

Rk	Name, Year	G	Blk	Avg
1	Shawn Bradley, 1990-91	34	177	5.21
2	Greg Kit, 1979-83	112	208	1.86
3	Yoeli Childs, 2016-20	119	159	1.34
4	Noah Hartsock, 2008-12	134	177	1.32
5	Erick Mika, 2013-14, 16-17	67	87	1.299
6	Russell Larson, 1991-95	129	166	1.287
7	Alan Taylor, 1976-80	110	119	1.08
8	Trent Plaisted, 2004-08	103	107	1.04
9	Alan Pollard, 1984-86	60	62	1.03
10	Corbin Kaufusi, 2015-16	86	80	0.930
11	Brandon Davies, 2009-13	135	123	0.911
12	Jeff Chatman, 1984-88	122	107	0.8770
13	**Fousseyni Traore, 2021-present**	**107**	**93**	**0.869**
14	Lee Cummard, 2005-09	131	106	0.809
15	Atiki Ally Atiki, 2021-24	88	71	0.806

***Minimum 50 Games Played or 150 Career Blocks**

Blocks

Rk	Name, Years	G	Blk	Avg
1	Greg Kite, 1979-83	112	208	1.9
2	Shawn Bradley, 1990-91	34	177	5.2
	Noah Hartsock, 2008-12	134	177	1.3
4	Russell Larson, 1991-95	129	166	1.3
5	Yoeli Childs, 2016-20	119	159	1.4
6	Brandon Davies, 2009-13	135	123	0.9
7	Alan Taylor, 1976-80	110	119	1.1
8	Trent Plaisted, 2004-08	103	107	1.0
	Jeff Chatman, 1984-88	122	107	0.9
10	Lee Cummard, 2005-09	131	106	0.8
11	**Fousseyni Traore, 2021-present**	**107**	**93**	**0.9**

3 Blocks Games

Rk	Name, Years	#
1	Greg Kite,, 1979-83	35
2	Shawn Bradley, 1990-91	28
3	Noah Hartsock, 2008-12	24
4	Russell Larson, 1991-95	21
5	Yoeli Childs, 2016-20	17
6	Alan Taylor, 1976-80	13
	Eric Mika, 2013-14, 16-17	13
8	Alan Pollard, 1984-86	10
	Jeff Chatman, 1984-88	10
10	Trent Plaisted, 2004-08	9
	Fousseyni Traore, 2021-present	**9**

Double-Doubles

Rk	Name, Years	D-D
1	Kresimir Cosic, 1970-73	48
2	Yoeli Childs, 2016-20	45
3	John Fairchild, 1964-65	39
4	Kyle Collinsworth, 2011-11, 13-16	37
5	Alan Taylor, 1976-80	34
6	Bruce Burton, 1960-63	31
7	Steve Trumbo, 1978-82	30
8	Michael Smith, 1983-84, 86-89	29
9	Brett Applegate, 1982-84	28
10	Russell Larson, 1991-95	27
11	Jay Cheesman, 1973-77	25
12	Rafael Araujo, 2002-04	24
	Brandon Davies, 2009-13	24
14	Kari Liimo, 1966-69	23
	Mark Handy, 1973-77	23
16	Paul Ruffner, 1968-70	22
	Eric Mika, 2013-14, 16-17	22
18	Fred Roberts, 1978-82	21
19	Dave Eastis, 1958-61	20
	Fousseyni Traore, 2021-present	**20**

Highest Points Per Field Goal Attempt*

Rk	Name, Year	Pts	FGA	Ratio
1	Jared Jensen, 2001-05	845	506	1.670
2	Tom Gneiting, 1984-87	726	444	1.635
3	Gary Trost, 1987-88, 90-93	1205	742	1.624
4	Ken Roberts, 1990-91, 93-96	1652	1027	1.609
5	Russell Larson, 1991-95	1885	1188	1.587
6	Jim Usevitch, 1982-84, 86-88	909	578	1.573
7	Brian Taylor, 1982-84, 86-88	754	484	1.558
8	**Fousseyin Traore, 2021-present**	**1173**	**758**	**1.547**
9	Eric Mika, 2013-14, 16-17	1080	705	1.532
10	Mark Durrant, 1989-90, 92-95	687	458	1.500

***Minimum 500 points**

Highest Points Available Percentage*

Rk	Name, Year	Pts	PA	PAP
1	**Fousseyin Traore, 2021-present**	**1173**	**1850**	**.634**
2	Jared Jensen, 2001-05	845	1347	.627
3	Russell Larson, 1991-95	1885	3114	.605

***Minimum 500 points**

Highest Effective Field Goal Percentage*

Rk	Name, Year	FG	3FG	eFG%
1	**Fousseyni Traore, 2021-present**	**460-758**	**5-15**	**.610**
2	Lee Cummard, 2005-09	561-1049	153-355	.608
3	Mike Rose, 2003-07	205-487	163-381	.588

***Minimum 500 points**

eFG% = (FG +0.5*3P)/FGA

Most Overall Victories

Rk	Name, Years	#
1	Charles Abouo, 2008-12	113
2	Jimmer Fredette, 2007-11	112
3	Noah Hartsock, 2008-12	107
	Brandon Davies, 2009-13	107
5	Nate Austin, 2011-16	106
6	Jackson Emery, 2005-06, 08-11	106
7	Jonathan Tavernari, 2006-10	103
	Kyle Collinsworth, 2010-11, 13-16	103
9	Tyler Haws, 2009-10, 12-15	100
10	Lee Cummard, 2005-09	97
11	Russell Larson, 1991-95	93
12	Nathan Call, 1986-88, 90-92	91
	Brock Zylstra, 2009-13	91
	Anson Winder, 2011-15	91
	Zac Seljaas, 2015-16, 17-20	91
	Trevin Knell, 2019-present	**91**

Games Played

Rk	Name, Years	GP
1	Nate Austin, 2011-16	153
2	Charles Abouo, 2008-12	141
3	Kyle Collinsworth, 2010-11, 13-16	140
4	Jimmer Fredette, 2007-11	139
	Tyler Haws, 2009-10, 12-15	139
6	Brandon Davies, 2009-13	135
7	Noah Hartsock, 2008-12	134
	Zac Seljaas, 2015-16, 17-20	134
9	Jackson Emery, 2005-06, 08-11	133
	TJ Haws, 2016-20	133
11	Jonathan Tavernari, 2006-10	132
12	Lee Cummard, 2005-09	131
	Chris Miles, 2004-05, 07-10	131
	Luke Worthington, 2013-15, 17-19	131
15	Russell Larson, 1991-95	129
	Nathan Call, 1986-88, 90-92	129
	Anson Winder, 2011-15	129
	Trevin Knell, 2019-present	**129**

INDIVIDUAL SEASON RECORDS

Field Goal Percentage*

Rk	Name, Year	FG	FGA	Pct
1	Gavin Baxter, 2018-19	59	91	.648
2	Russell Larson, 1992-93	135	214	.631
3	**Fousseyni Traore, 2023-24**	**112**	**179**	**.626**
4	Kolby Lee, 2019-20	85	136	.625
5	Jim Usevitch, 1983-84	85	137	.620
6	Tom Gneiting, 1986-87	90	146	.616
7	**Fousseyni Traore, 2024-25**	**57**	**93**	**.613**

***Minimum 50 FG Made**

INDIVIDUAL GAME RECORDS

Field Goal Percentage*

Rk	Name vs. Opponent, Date	FG	FGA	Pct
1	Kresimir Cosic vs. Arizona, 02/26/1971	12	12	1.000
2	Lee Cummard at Weber State, 12/03/2008	12	13	.923
3	Scott Runia vs. Wyoming, 02/11/1978	11	12	.917
	Devin Durrant vs. Saint Mary's, 12/10/1983	11	12	.917
	Mekeli Wesley vs. New Mexico, 03/10/2001	11	12	.917
	Fousseyni Traore vs. Idaho, 11/16/2024	**11**	**12**	**.917**

***Minimum 10 Field Goal Attempts**

3-Point Field Goals Made

Rk	Name vs. Opponent, Date	3FG
1	Chase Fischer vs. Chaminade, 11/25/2014	10
2	Jimmer Fredette at Arizona, 12/28/2009	9
	Chase Fischer vs. New Mexico, 12/23/2015	9
	Alex Barcello at Pepperdine, 02/26/2022	9
	Trevin Knell vs. Cincinnati, 01/06/2024	**9**

3-Point Field Goal Attempts

Rk	Name vs. Opponent, Date	3FGA
1	Jonathan Tavernari vs. North Carolina, 11/24/2007	16
	Chase Fischer vs. UAB, 03/16/2016	16
	Jaxson Robinson vs. Denver, 12/13/2023	16
4	Nick Sanderson vs. Kansas, 03.20/1993	15
	Jimmer Fredette vs. Florida, 03/24/2011	15
6	Bob Capener at Oklahoma, 11/21/1986	14
	Danny Bower vs. Ohio State, 12/30/1997	14
	Jimmer Fredette vs. Utah State, 11/17/2010	14
	Jimmer Fredette vs. New Mexico, 03/11/2011	14
	Matt Carlino vs. Baylor, 04/02/2013	14
	Chase Fischer vs. New Mexico, 12/23/2015	14
	Trevin Knell vs. Cincinnati, 01/06/2024	**14**

COUGARS IN THE RECORD BOOK

Assists

Rk	Name vs. Opponent, Date	Ast
1	Mike May vs. Niagara, 12/11/1976	16
	Kyle Collinsworth vs. Portland, 02/25/2016	16
3	Matt Montague vs. Idaho, 12/15/2001	15
	Matt Montague vs. Wyoming, 02/02/2002	15
	Kyle Collinsworth at Loyola Marymount, 01/21/2016	15
6	Randy Reid at Texas Tech, 12/22/1995	14
	TJ Haws vs. Portland, 01/11/2020	14
8	Danny Ainge vs. Long Beach State, 11/28/1977	13
	Scott Sinek vs. Utah State, 12/26/1981	13
	Nathan Call vs. New Mexico, 01/30/1992	13
	TJ Haws at Pepperdine, 02/29/2020	13
12	Kresimir Cosic vs. Niagara, 01/11/1973	12
	Mike May vs. Utah State, 01/08/1977	12
	Danny Ainge vs. Utah State, 01/08/1977	12
	Nathan Call vs. Utah State, 12/13/1991	12
	Nathan Call vs. Michigan, 12/28/1991	12
	Matt Montague vs. UC Irvine, 03/14/2002	12
	Kyle Collinsworth vs. UAB, 03/16/2016	12
	Dallin Hall at West Virginia, 02/03/2024	**12**

Offensive Rebounds

Rk	Name vs. Opponent, Date	OReb
1	Steve Schreiner vs. New Mexico, 01/12/1991	9
	Jared Miller vs. New Mexico, 03/12/1993	9
	Kenneth Roberts vs. Fresno State, 01/13/1994	9
	Ron Selleaze at Colorado State, 02/12/1998	9
	Eric Mika vs. Princeton, 11/14/2016	9
6	Mark Handy at Utah, 01/18/1975	8
	Fred Roberts at UTEP, 02/10/1979	8
	Brett Applegate at UCLA, 12/28/1983	8
	Gary Trost at Air Force, 02/13/1992	8
	Kenneth Roberts vs. Weber State, 12/12/1995	8
	Rafael Araujo at San Francisco, 12/23/2002	8
	Trent Plaisted vs. TCU, 01/25/2006	8
	Lee Cummard at UNLV, 03/10/2007	8
	Josh Sharp vs. Loyola Marymount, 01/03/2013	8
	Nate Austin vs. San Francisco, 02/08/2014	8
	Keba Keita at Providence, 12/03/2024	**8**

Highest Points Available Percentage*

Rk	Name vs. Opponent, Date	Pts	PA	PAP
1	Kresimir Cosic vs. Arizona, 02/26/1971	28	28	1.000
	(12-12 FG, 0-0 3FG, 4-4 FT)			
	Jeff Chatman vs. Fordham, 12/07/1985	21	21	1.000
	(9-9 FG, 0-0 3FG, 3-3 FT)			
	Tyler Haws vs. Nevada, 12/22/2009	20	20	1.000
	(7-7 FG, 0-0 3FG, 6-6 FT)			
	Brock Zylstra vs. San Francisco, 01/07/2021	22	22	1.000
	(8-8 FG, 6-6 3FG, 0-0 FT)			
5	Alan Taylor vs. New Mexico, 01/13/1979	20	21	.952
	(6-6 FG, 0-0 3FG, 8-9 FT)			
6	**Fousseyni Traore vs. Idaho, 11/16/2024**	**29**	**31**	**.935**
	(11-12 FG, 0-0 3FG, 7-7 FT)			

*Minimum 20 Points

FRESHMAN INDIVIDUAL SEASON RECORDS

3-Point Field Goal Attempts

Rk	Name, Year	3FGA
1	TJ Haws, 2016-17	188
2	Zac Seljaas, 2015-16	136
3	Jimmer Fredette, 2007-08	128
4	Matt Carlino, 2011-12	124
5	Mark Bigelow, 1998-99	113
6	Robbie Reid, 1993-94	100
7	**Dallin Hall, 2022-23**	**98**
8	Michael Vranes, 1998-99	96
9	Anson Winder, 2011-12	84
10	**Kanon Catchings, 2024-25**	**80**

3 3-Pointers Games

Rk	Name, Year	#
1	TJ Haws, 2016-17	16
2	Zac Seljaaas, 2015-16	10
3	Matt Carlino, 2011-12	7
4	Robbie Reid, 1993-94	5
	Mark Bigelow, 1998-99	5
	Mike Rose, 2003-04	5
	Jimmer Fredette, 2007-08	5
8	Michael Vranes, 1998-99	4
	Jonathan Tavernari, 2006-07	4
	Tyler Haws, 2009-10	4
	Kanon Catchings, 2024-25	**4**

10-Assist Games

Rk	Name, Year	#
1	Randy Reid, 1992-93	3
2	Danny Ainge, 1977-78	2
	Matt Montague, 1996-97	2
4	Scott Sinek, 1981-82	1
	Marty Haws, 1986-87	1
	Shawn Opunui, 2001-02	1
	Matt Carlino, 2011-12	1
	Egor Demin, 2024-25	**1**

FRESHMAN INDIVIDUAL GAME RECORDS

3-Point Field Goals Made

Rk	Name vs. Opponent, Date	3FG
1	Mike Rose vs. Southern Utah, 11/21/2003	8
2	Zac Seljaas vs. Central Michigan, 12/18/2015	7
3	Michael Vranes at UC Irvine, 12/22/1998	6
	Jonathan Tavernari vs. TCU, 01/10/2007	6
	Anson Winder vs. Buffalo, 12/20/2011	6
	Zac Seljaas vs. San Francisco, 01/09/2016	6
	TJ Haws at San Diego, 01/14/2017	6
8	Robbie Reid at San Diego, 01/20/1994	5
	Mark Bigelow vs. Louisiana Tech, 12/11/1998	5
	Michael Vranes vs. TCU, 03/02/1999	5
	Jonathan Tavernari at San Diego State, 02/24/2007	5
	Jake Toolson vs. Southern Virginia, 11/192024	5
	Zac Seljaas vs. Creighton, 03/22/2016	5
	TJ Haws at Gonzaga, 02/25/2007	5
	Caleb Lohner at Pacific, 02/18/2021	5
	Kanon Catchings vs. Ole Miss, 11/28/2024	**5**

3-Point Field Goal Attempts

Rk	Name vs. Opponent, Date	3FGA
1	Mike Rose vs. Southern Utah, 11/21/2003	13
2	TJ Haws at San Diego, 01/14/2017	12
3	**Kanon Catchings vs. Central Arkansas, 11/05/2024**	**11**
4	Zac Seljaas vs. Santa Clara, 01.07/2016	10
	Zac Seljaas vs. San Francisco, 01/09/2016	10
	Kanon Catchings vs. Ole Miss, 11/28/2024	**10**

Assists

Rk	Name vs. Opponent, Date	Ast
1	Danny Ainge vs. Long Beach State, 11/28/1977	13
	Scott Sinek vs. Utah State, 12/26/1981	13
3	Danny Ainge vs. Utah State, 01/07/1978	12
4	Marty Haws at Iowa, 12/09/1986	11
	Matt Montague at Weber State, 12/04/1996	11
	Matt Carlino vs. Buffalo, 12/20/2011	11
	Egor Demin vs. Central Arkansas, 110/5/2024	**11**

INDIVIDUAL GAME RECORDS - 1ST HALF

3-Point Field Goal Made, No Misses

Rk	Name vs. Opponent, Date	3FG
1	Jonathan Tavernari (Sr.) vs. Air Force, 02/13/2010	5
	Anson Winder (Fr.) vs. Buffalo, 12/20/2011	5
	Jaxson Robinson (So.) vs. Westminster, 11/29/2022	5
4	Todd Christensen (So.) vs. San Diego State, 02/13/1999	4
	Austin Ainge (Sr.) at Air Force, 02/27/2007	4
	Sam Burgess (Sr.) vs. Idaho State, 11/14/2007	4
	Trevin Knell (Sr.) vs. Queens, 11/13/2024	**4**

INDIVIDUAL GAME RECORDS - 2ND HALF

3-Point Field Goal Made

Rk	Name vs. Opponent, Date	3FG
1	Nathan Call (Jr.) vs. Utah, 03/02/1991	5
	Jonathan Tavernari (Fr.) at San Diego State, 02/24/2007	5
	Jimmer Fredette (Sr.) at New Mexico, 01/29/2011	5
	Matt Carlino (So.) vs. Baylor, 04/02/2013	5
	Chase Fischer (Sr.) vs. Belmont, 11/28/2015	5
	Zac Seljaas (Fr.) vs. Central Michigan, 12/18/2015	5
	Jake Toolson (Sr.) at Pacific, 01/23/2020	5
	Alex Barcello (Jr.) at Loyola Marymount, 02/13/2020	5
	Trevin Knell (Jr.) vs. Cincinnati, 01/06/2024	**5**
	Dawson Baker (Jr.) vs. Queens, 11/13/2024	**5**

INDIVIDUAL GAME RECORDS - EITHER HALF

3-Point Field Goal Made, No Misses

Rk	Name vs. Opponent, Date	3FG	Half
1	Nathan Call (Jr.) vs. Utah, 03/02/1991	5	2ne
	Jonathan Tavernari (Sr.) vs. Air Force, 02/13/2010	5	1st
	Anson Winder (Fr.) vs. Buffalo, 12/20/2011	5	1st
	Alex Barcello (Jr.) at Loyola Marymount, 02/13/2020	5	2nd
	Jaxson Robinson (So.) vs. Westminster, 11/29/2022	5	1st
4	Bryon Ruffner (Jr.) vs. Mississippi State, 12/02/1995	4	2nd
	Danny Bower (Jr.) vs. Wyoming, 01/15/1998	4	2nd
	Todd Christensen (So.) vs. San Diego State, 02/13/1999	4	1st
	Terrell Lyday (Jr.) at South Alabama, 12/21/1999	4	2nd
	Terrell Lyday (Jr.) vs. Bowling Green, 03/15/2000	4	2nd
	Trent Whiting (Sr.) vs. Boise State, 12/21/2000	4	2nd
	Terrell Lyday (Sr.) vs. Air Force, 03/08/2001	4	2nd
	Brock Reichner (Sr.) at Utah State, 12/22/2005	4	2nd
	Austin Ainge (Sr.) at Air Force, 02/27/2007	4	1st
	Sam Burgess (Sr.) vs. Idaho State, 11/14/2007	4	1st
	Charles Abouo (Sr.) vs. Nevada, 11/25/2011	4	2nd
	Nick Emery (Jr.) vs. Loyola Marymount, 02/02/2019	4	2nd
	Trevin Knell (Sr.) vs. Queens, 11/13/2024	**4**	**1st**

OFF THE BENCH CAREER RECORDS*

*Since 1996

Points Scored

Rk	Name, Years	G	Pts	Avg
1	Zac Seljaas, 2015-20	107	665	6.2
2	Mike Rose, 2003-07	103	561	5.4
3	Jonathan Tavernari, 2006-10	63	548	8.7
4	**Richie Saunders, 2022-present**	**65**	**498**	**7.7**
5	Anson Winder, 2011-15	95	488	5.1
6	Jaxson Robinson, 2022-24	30	431	14.4
7	Jimmy Balderson, 2001-02, 04-07	58	402	6.9
8	**Fousseyni Traore, 2021-present**	**44**	**398**	**9.0**
9	Skyler Halford, 2013-15	52	370	7.1
10	Connor Harding, 2018-21	64	367	5.7
	Spencer Johnson, 2020-23	64	367	5.7

Field Goals Made

Rk	Name, Years	FGM
1	Zac Seljaas, 2015-20	227
2	Jonathan Tavernari, 2006-10	201
3	Richie Saunders, 2022-present	186
4	Mike Rose, 2003-07	184
5	Anson Winder, 2011-15	159
6	Jaxson Robinson, 2022-24	152
7	**Fousseyni Traore, 2021-present**	**151**
8	Spencer Johnson, 2020-23	133
9	Jimmy Balderson, 2001-02, 04-07	132
10	Connor Hardin, 2018-21	130

Field Goals Attempted

Rk	Name, Years	FGA
1	Zac Seljaas, 2015-20	503
2	Jonathan Tavernari, 2006-10	454
3	Mike Rose, 2003-07	431
4	**Richie Saunders, 2022-present**	**371**
5	Jaxson Robinson, 2022-24	350
6	Anson Winder, 2011-15	344
7	Spencer Johnson, 2020-23	290
8	Jimmy Balderson, 2001-02, 04-07	278
9	**Trevin Knell, 2019-present**	**276**

3-Point Field Goals Made

Rk	Name, Years	3FG
1	Mike Rose, 2003-07	148
2	Zac Seljaas, 2015-16, 17-20	130
3	Jonathan Tavernari, 2006-10	93
4	**Trevin Knell, 2019-present**	**80**
5	Jaxson Robinson, 2022-24	73
6	Anson Winder, 2011-15	65
7	**Richie Saunders, 2022-present**	**60**
8	Spencer Johnson, 2020-23	58
9	Skyler Halford, 2013-15	56
10	Todd Christensen, 1998-00	54

3-Point Field Goals Attempted

Rk	Name, Years	3FGA
1	Mike Rose, 2003-07	338
2	Zac Seljaas, 2015-20	238
3	Jonathan Tavernari, 2006-10	245
4	**Trevin Knell, 2019-present**	**214**
5	Jaxson Robinson, 2022-24	203
6	**Richie Saunders, 2022-present**	**170**
7	Anson Winder, 2011-15	163
8	Connor Harding, 2018-21	146
9	Spencer Johnson, 2020-23	144
10	Jimmer Fredette, 2007-10	134

3-Point Field Goal Percentage*

Rk	Name, Years	3FG	3FGA	Pct
1	Mike Rose, 2003-07	148	338	.438
2	Skyler Halford, 2013-15	56	130	.431
3	Todd Christensen, 1999-00	54	131	.412
4	Spencer Johnson, 2020-23	58	144	.403
5	Anson Winder, 2011-15	65	153	.399
6	Matt Carlino, 2011-14	50	126	.397
7	Zac Seljaas, 2015-20	130	328	.396
8	Jonathan Tavernari, 2006-10	93	245	.380
9	**Trevin Knell, 2019-present**	**80**	**214**	**.374**
10	Connor Harding, 2018-21	53	146	.363

Minimum 50 3FG Made

OFF THE BENCH SINGLE GAME RECORDS

Points

Rk	Name vs. Opponent, Date	Pts
1	Kari Liimo vs. Saint Francis, 02/01/1969	34
	Michael Smith vs. Pittsburgh, 12/23/1986	34
3	Kari Liimo vs. Arizona, 02/15/1969	31
4	Bob Quinney vs. Creighton, 12/28/1964	30
	Matt Carlino vs. Portland, 02/22/2014	30
6	Jim Eakins vs. Loyola, 12/20/1966	29
	Paul Ruffner vs. UTEP, 01/31/1970	29
	Russell Larson vs. Utah State, 12/13/1991	29
	Fousseyni Traore vs. Idaho, 11/16/2024	**29**

Field Goal Percentage*

Rk	Name vs. Opponent, Date	FG	FGA	Pct
1	**Fousseyni Traore vs. Idaho, 11/16/2024**	**11**	**12**	**.917**
2	Jared Jensen at New Mexico, 02/19/2005	9	10	.900

*Minimum 10 Field Goal Attempts

BYU DEBUT RECORDS

Points Scored

Rk	Name vs. Opponent, Date	Pts
1	Bryon Ruffner (Jr.) vs. Boise State, 11/25/1995	28
2	Mike Gardner (So.) at Oregon, 11/30/1962	26
	Mike Rose (Fr.) vs. Southern Utah, 11/21/2003	26
4	Paul Ruffner (Jr.) vs. USC, 11/30/1968	25
5	Shawn Bradley (Fr.) vs. East Tennessee State, 11/14/1990	23
6	Trent Whiting (Sr.) vs. Utah State, 12/16/2000	22
7	Scott Warner (So.) at Denver, 12/02/1967	21
	Russell Larson (Fr.) at Utah State, 11/26/1991	21
9	TJ Haws (Fr.) vs. Princeton, 11/14/2016	20
10	Matt Carlino (Fr.) vs. Baylor, 12/17/2011	18
	Egor Demin (Fr.) vs. Central Arkansas, 11/05/2024	**18**

Field Goals Made

Rk	Name vs. Opponent, Date	FG
1	Paul Ruffner (Jr.) vs. USC, 11/30.1968	12
2	Bryon Ruffner (Jr.) vs. Boise State, 11/25/1995	11
	Mike Gardner (So.) at Oregon, 11/30/1962	11
4	Mike Rose (Fr.) vs. Southern Utah, 11/21/2003	9
	Scott Warner (So.) at Denver, 12/02/1967	9
6	Shawn Bradley (Fr.) vs. East Tennessee State, 11/15/1990	8
	Russell Larson (Fr.) at Utah State, 11/26/1991	8
8	Keith Rice (Jr.) at UCLA, 11/26/1977	7
	Averian Parrish (Jr.) vs. Washington State, 11/30/1985	7
	Trent Whiting (Sr.) vs. Utah State, 12/16/2000	7
	Mike Hall (Jr.) vs. Southern Utah, 11/21/2003	7
	Matt Carlino (Fr.) vs. Baylor, 12/17/2011	7
	Alex Barcello (Jr.) vs. Cal State Fullerton, 11/05/2019	7
	Egor Demin (Fr.) vs. Central Arkansas, 11/05/2024	**7**

3-Point Field Goals Made

Rk	Name vs. Opponent, Date	3FG
1	Mike Rose (Fr.) vs. Southern Utah, 11/21/2003	8
2	Trent Whiting (Sr.) vs. Utah State, 12/16/2000	4
	Matt Carlino (Fr.) vs. Baylor, 12/17/2011	4
	Chase Fischer (Jr.) vs. Long Beach State, 11/14/2014	4
	Kanon Catchings (Fr.) vs. Central Arkansas, 11/05/2024	**4**
	Egor Demin (Fr.) vs. Central Arkansas, 11/05/2024	**4**

3-Point Field Goals Attempted

Rk	Name vs. Opponent, Date	3FGA
1	Mike Rose (Fr.) vs. Southern Utah, 11/21/2003	13
2	**Kanon Catchings (Fr.) vs. Central Arkansas, 11/05/2024**	**11**
3	Matt Carlino (Fr.) vs. Baylor, 12/17/2011	8
	Chase Fischer (Jr.) vs. Long Beach State, 11/14/2014	8
5	Trent Whiting (Sr.) vs. Utah State, 12/16/2000	7
	Egor Demin (Fr.) vs. Central Arkansas, 11/05/2024	**7**

3-Point Field Goal Percentage*

Rk	Name vs. Opponent, Date	3FG	3FGA	Pct
1	Ricky Bower (Jr.) vs. Toledo, 11/22/2002	2	2	1.000
2	Alex Barcello (Jr.) vs. Cal State Fullerton, 11/05/2019	3	4	.750
3	Fernando Malaman (Jr.) vs. LMU, 11/18/2005	2	3	.667
	McKay Cannon (Jr.) at Utah Valley, 11/29/2017	2	3	.667
5	Mike Rose (Fr.) vs. Southern Utah, 11/21/2003	8	13	.615
6	Trent Whiting (Sr.) vs. Utah State, 12/16/2000	4	7	.571
	Egor Demin (Fr.) vs. Central Arkansas, 11/05/2024	**4**	**7**	**.571**

*Minimum 2 3FG Made

Rebounds

Rk	Name vs. Opponent, Date	Reb
1	Kyle Davis (Jr.) vs. Utah Valley, 11/13/2015	20
2	Paul Ruffner (Jr.) vs. USC, 11/30/1968	16
3	Shawn Bradley (Fr.) vs. East Tennessee State, 11/14/1990	14
4	Russell Larson (Fr.) at Utah State, 11/26/1991	12
	John Fairchild (Jr.) at UCLA, 12/06/1963	12
6	Brian Ambrozich (Jr.) vs. Kansas State, 12/03/1971	11
	Michael Smith (Fr.) at Utah State, 11/26/1983	11
8	Mark Handy (Fr.) vs. Weber State, 11/30/1973	10
	Keith Rice (Jr.) at UCLA, 11/26/1977	10
	Bryon Ruffner (Jr.) vs. Boise State, 11/25/1995	10
	Keena Young (So.) vs. North Carolina, 11/22/2004	10
	Keba Keita (Jr.) vs. Central Arkansas, 11/05/2024	**10**

Offensive Rebounds

Rk	Name vs. Opponent, Date	OReb
1	Russell Larson (Fr.) at Utah State, 11/26/1991	7
2	Bryon Ruffner (Jr.) vs. Boise State, 11/25/1995	6
3	Mike Hall (Jr.) vs. Southern Utah, 11/21/2003	5
	Keena Young (So. vs. North Carolina, 11/22/2004	5
5	Nathan Cooper (Fr.) vs. Boise State, 11/25/1995	4
	Keba Keita (Jr.) vs. Central Arkansas, 11/05/2024	**4**

Assists

Rk	Name vs. Opponent, Date	Ast
1	**Egor Demin (Fr.) vs. Central Arkansas, 11/05/2024**	**11**
2	Mike May (Jr.) vs. Idaho State, 11/26/1976	10

Blocks

Rk	Name vs. Opponent, Date	Blk
1	Shawn Bradley (Fr.) vs. East Tennessee State, 11/14/1990	5
2	Russell Larson (Fr.) at Utah State, 11/26/1991	3
	Eric Mika (Fr.) vs. Weber State, 11/08/2013	3
	Fousseyni Traore (Fr.) vs. Cleveland State, 11/09/2021	**3**
	Kanon Catchings (Fr.) vs. Central Arkansas, 11/05/2024	**3**
6	Fred Roberts (Fr.) vs. Hawaii, 11/24/1978	2
	Gavin McGregor (So.) vs. Portland, 11/22/2006	2
	Kyle Davis (Jr.) vs. Utah Valley, 11/13/2015	2
	Connor Harding (Fr.) at Nevada, 11/06/2018	2
	Mihailo Boskovic (Jr.) vs. Central Arkansas, 11/05/2024	**2**

Steals

Rk	Name vs. Opponent, Date	Stl
1	Brian Hamilton (Jr.) at San Diego State, 11/14/1997	5
2	**Egor Demin (Fr.) vs. Central Arkansas, 11/05/2024**	**4**

CONFERENCE CAREER RECORDS

Field Goal Percentage*

Rk	Name, Years	FG	FGA	Pct
1	**Fousseyni Traore, 2021-present**	**224**	**369**	**.607**
2	Gary Trost, 1987-88 90-93	223	384	.581

***Minimum 100 FG Made**

3-Point Field Goals Made

Rk	Name, Years	3FG
1	Jimmer Fredette, 2007-11	139
2	Jonathan Tavernari, 2006-10	133
3	TJ Haws, 2016-20	127
4	Jackson Emery, 2005-06, 08-11	105
5	Chase Fischer, 2014-16	101
6	Mark Bigelow, 1998-99, 01-04	97
7	Matt Carlin, 2011-14	88
	Alex Barcello, 2019-22	88
9	**Trevin Knell, 2019-present**	**79**

Assists Per Game*

Rk	Name, Years	G	Ast	Avg
1	Kyle Collinsworth, 2010-11, 13-16	68	354	5.2
2	TJ Haws, 2016-20	68	327	4.8
3	Matt Carlinio, 2011-13	50	228	4.6
4	Danny Ainge, 1977-81	55	242	4.4
5	Nathan Call, 1986-88, 90-92	63	261	4.143
6	**Dallin Hall, 2022-present**	**38**	**156**	**4.105**
7	Matt Montague, 1996-97, 99-02	58	237	4.09
8	Scott Runia, 1976-80	53	215	4.06
9	Mary Perry, 1982-85	47	174	3.70
10	Robbie Reid, 1993-95	36	133	3.69

***Minimum 20 Games Played**

Assist-to-Turnover Ratio*

Rk	Name, Years	A	TO	A:TO
1	Marty Perry, 1982-85	174	49	3.55:1
2	Scott Moon, 19899-91	51	17	3.00:1
3	Nathan Call, 1986-88, 90-92	261	95	2.75:1
4	Gifford Nielsen, 1973-75	51	19	2.68:1
5	Ben Murdock, 2006-08	79	30	2.63:1
6	Jackson Emery, 2005-06, 08-11	142	59	2.41:1
7	**Dallin Hall, 2022-present**	**156**	**69**	**2.26:1**
8	Chris Nikchevich, 1982-85	144	65	2.22:1
9	Jake Toolson, 2014-15, 19-20	67	31	2.16:1
10	Scott Runia, 1976-80	215	100	2.15:1

***Minimum 20 Games Played and 2.0 APG**

Offensive Rebounds

Rk	Name, Years	G	OReb	Avg
1	Kyle Collinsworth, 2010-11, 13-16	68	161	2.4
2	Kenneth Roberts, 1990-1, 93-96	70	158	2.3
3	Nate Austin, 2011-16	68	148	2.2
4	Yoeli Childs, 2016-20	63	128	2.0
5	Russell Larson, 1991-95	70	127	1.8
6	Trent Plaisted, 2004-08	48	118	2.5
7	**Fousseyni Traore, 2021-present**	**63**	**117**	**1.9**

CONFERENCE SEASON RECORDS

Field Goal Percentage*

Rk	Name, Year	FG	FGA	Pct
1	Gavin Baxter, 2018-19	47	69	.681
2	Tom Gneiting, 1986-87	55	83	.663
3	Kolby Lee, 2019-20	43	65	.662
4	Eric Nielsen, 2000-01	35	53	.6604
5	Mark Durrant, 1992-93	31	47	.6600
6	Alan Taylor, 1978-79	67	104	.644
7	Bob Skousen, 1961-62	74	116	.638
8	**Fousseyni Traore, 2021-present**	**71**	**115**	**.635**

***Minimum 30 FG Made**

Assists

Rk	Name, Year	G	Ast	Avg
1	Kyle Collinsworth, 2015-16	18	136	7.6
2	TJ Haws, 2019-20	16	108	6.8
3	Nathan Call, 1991-92	16	105	6.6
4	Kyle Collinsworth, 2014-15	17	104	6.1
5	Matt Montague, 2001-02	14	102	7.3
6	**Dallin Hall, 2023-24**	**18**	**99**	**5.5**

Assists Per Game*

Rk	Name, Year	G	Ast	Avg
1	Kyle Collinsworth, 2015-16	18	136	7.6
2	Matt Montague, 2001-02	14	102	7.3
3	TJ Haws, 2019-20	16	108	6.8
4	Nathan Call, 1991-92	16	105	6.6
5	Kyle Collinsworth, 2014-15	17	104	6.1
6	**Dallin Hall, 2023-24**	**18**	**99**	**5.5**

***Minimum 10 Games Played**

CONFERENCE GAME RECORDS

Rk	Name vs. Opponent, Date	3FG
1	Alex Barcello at Pepperdine, 02/26/2022	9
	Trevin Knell vs. Cincinnati, 01/06/2024	**9**

3-Point Field Goal Attempts

Rk	Name vs. Opponent, Date	3FG
1	**Trevin Knell vs. Cincinnati, 01/06/2024**	**14**
2	Danny Bower at UNLV, 01/22/1998	13
	Jimmer Fredette at UNLV, 01/05/2011	13
	Matt Carlino vs. Portland, 02/22/2014	13

Assists

Rk	Name vs. Opponent, Date	Ast
1	Kyle Collinsworth vs. Portland, 02/25/2016	16
2	Matt Montague vs. Wyoming, 02/02/2002	15
	Kyle Collinsworth at Loyola Marymount, 01/21/2016	15
4	TJ Haws vs. Portland, 01/11/2020	14
5	Nathan Call vs. New Mexico, 01/30/1992	13
	TJ Haws at Pepperdine, 02/29/2020	13
7	**Dallin Hall at West Virginia, 02/03/2024**	**12**

CONFERENCE TOURNAMENT CAREER RECORDS

Field Goal Percentage

Rk	Name, Years	FG	FGA	Pct
1	**Fousseyni Traore, 2021-present**	**33**	**49**	**.673**
2	Corbin Kaufusi, 2015-17	10	15	.667

Rebounds

Rk	Name, Years	G	Reb	Avg
1	Kyle Collinsworth, 2010-11, 13-16	11	108	9.8
2	Lee Cummard, 2005-09	9	55	6.1
3	Gary Trost, 1987-88, 90-93	8	54	6.8
	Fousseyni Traore, 2021-present	**7**	**54**	**7.7**

Rebounds Per Game*

Rk	Name, Years	G	Reb	Avg
1	Shawn Bradley, 1990-91	3	34	11.33
2	Rafael Araujo, 2002-24	4	45	11.25
3	Kyle Collinsworth, 2010-11, 13-16	11	108	9.8
4	Caleb Lohner, 2020-22	4	38	9.5
5	Eric Mika, 2013-14, 16-17	5	39	7.8
6	Tom Gneiting, 1984-87	4	31	7.75
7	**Fousseyni Traore, 2021-present**	**7**	**54**	**7.71**

***Minimum 5 Games Played or 30 Rebounds**

Double-Doubles

Rk	Name, Years	#
1	Kyle Collinsworth, 2010-11, 13-16	4
	Fousseyni Traore, 2021-present	**4**

MARRIOTT CENTER RECORDS

Field Goal Percentage*

Rk	Name vs. Opponent, Date	FG	FGA	Pct
1	Scott Runia vs. Wyoming, 02/11/1978	11	12	.917
	Devin Durrant vs. Saint Mary's, 12/10/1983	11	12	.917
	Fousseyni Traore vs. Idaho, 11/16/2024	**11**	**12**	**.917**

***Minimum 10 Field Goal Attempts**

3-Point Field Goals Made

Rk	Name vs. Opponent, Date	3FG
1	**Trevin Knell vs. Cincinnati, 01/06/2024**	**9**
2	Mike Rose vs. Southern Utah, 11/21/2003	8
	Mike Rose vs. UNLV, 02/03/2007	8
	Matt Carlino vs. Portland State, 02/22/2014	8
	Jaxson Robinson vs. Denver, 12/13/2023	8

TEAM GAME RECORDS

3-Point Field Goals

Rk	Opponent, Date	3FG
1	vs. Westminster, 11/29/2022	19
2	vs. Westminster 11/25/2020	18
	at Loyola Marymount, 02/13/2020	18
4	vs. Chaminade, 11/25/2014	17
	vs. Virginia Tech, 11/27/2019	17
	vs. Pepperdine, 01/30/2020	17
7	at Weber State, 12/18/2021	16
	vs. Northern Iowa, 03/19/2022	16
	vs. Bellarmine, 12/22/23	16
10	vs. UNLV, 02/03/2007	15
	at Air Force, 02/09/2021	15
	vs. Longwood, 11/18/2011	15
	vs. Eastern Kentucky, 11/29/2014	15
	at San Francisco, 01/03/2015	15
	vs. Santa Clara, 01/31/2015	15
	vs. Ole Miss, 03/17/2015	15
	vs. Portland, 01/11/2020	15
	at Pepperdine, 02/12/2022	15
	vs. Houston Christian, 11/06/2023	15
	vs. Southeastern Louisiana, 11/15/2023	15
	vs. Georgia State, 12/16/2023	15
	vs. Central Arkansas, 11/05/2024	**15**
	vs. Queens, 11/13/2024	**15**
	vs. Florida A&M, 12/20/2024	**15**

3-Point Field Goal Attempts

Rk	Opponent, Date	3FGA
1	vs. Cincinnati, 01/06/2023	46
2	**vs. Central Arkansas, 11/05/2024**	**44**
3	vs. Houston Christian, 11/06/2023	43
4	at Loyola Marymount, 02/13/2020	40
5	vs. Westminster, 11/25/2020	39
	vs. Bellarmine, 12/22/2023	39
	at Texas Tech, 01/20/2024	39
8	vs. Georgia State, 12/16/2023	38
	vs. Houston, 01/23/2024	38
10	vs. Westminster, 11/29/2022	37
	vs. Florida, 03/24/2011	37
	vs. Nevada, 12/10/19	37
	vs. Northern Iowa, 03/19/2022	37
	vs. Denver, 12/13/2023	37

NCAA DI ACTIVE CAREER LEADERS*

***As of Monday, January 13, 2025**

Total Points*

Rk	Name, School	GP	Pts
217	Fousseyni Traore, BYU	107	1,173
...			
229	Dawson Baker, BYU	98	1,162

*Minimum 1,000 points

Field Goal Percentage*

Rk	Name, School	FG	FGA	Pct
27	Fousseyni Traore, BYU	460	758	.607

*Minimum 240 Field Goals Made

3-Point Field Goals Made

Rk	Name, School	GP	3FG
92	Trevin Knell, BYU	129	195

Assists*

Rk	Name, School	GP	Ast
105	Dallin Hall, BYU	79	324

*Minimum 200 assists

Assists Per Game*

Rk	Name, School	GP	Ast	Avg
39	Dallin Hall, BYU	79	324	4.10

*Minimum 150 assists

Rebounds*

Rk	Name, School	GP	Reb
37	Fousseyni Traore, BYU	107	773

*Minimum 100 rebounds

Double-Doubles

Rk	Name, School	GP	Dbl-Dbl
31	Fousseyni Traore, BYU	106	20

GAME 1

Central Ark. - 50 Record: 0-1

NO.	Name		Min	FG M-A	3P M-A	FT M-A	Rebounds OR	DR	TOT	Fouls PF	FD	TP	AS	TO	ST	Blocks BS	BA	+/-
0	Ubong Abasi Etim	F	16:14	0-1	0-0	0-0	1	3	4	2	2	0	0	0	0	0	0	-16
23	Diogo Seixas	F	22:34	1-4	1-3	0-0	0	1	1	1	2	3	4	1	0	0	0	-20
3	Brayden Fagbemi	G	34:09	3-10	1-6	1-2	0	3	3	1	2	8	7	6	1	0	2	-35
25	Elias Cato	G	30:22	9-13	3-6	0-0	0	3	3	1	1	21	1	4	0	1	1	-29
32	Layne Taylor	G	28:29	2-10	1-7	0-0	1	1	2	1	1	5	0	1	3	0	1	-28
4	Nehemiah Turner		22:32	2-6	0-1	1-6	4	7	11	2	3	5	2	2	1	1	3	-13
13	Ben Fox		10:16	0-1	0-1	1-3	0	0	0	0	1	1	0	0	0	0	0	-1
24	Cole McCormick		09:38	1-2	0-1	0-0	0	0	0	1	0	2	0	1	0	0	0	-9
41	Michael Ebbagharu		10:52	1-3	1-3	2-2	0	1	1	0	1	5	0	1	0	0	0	-5
12	Ty Robinson		13:39	0-6	0-3	0-0	2	1	3	0	0	0	0	1	0	0	1	-25
1	Jabari West		01:15	0-0	0-0	0-0	0	0	0	1	0	0	0	0	0	0	0	-9
Team							3	1	4			0		1				
Totals				19-56	7-31	5-13	11	21	32	10	13	50	14	18	5	2	8	-38

Shooting By Period

1st	FG%	8-29	27.6%
	3PT%	3-17	17.6%
	FT%	4-7	57.1%
2nd	FG%	11-27	40.7%
	3PT%	4-14	28.6%
	FT%	1-6	16.7%
GM	FG%	19-56	33.9%
	3PT%	7-31	22.6%
	FT%	5-13	38.5%

Dead Ball Rebounds: 5, 0

Technical Fouls::NONE

BYU - 88 Record: 1-0

NO.	Name		Min	FG M-A	3P M-A	FT M-A	Rebounds OR	DR	TOT	Fouls PF	FD	TP	AS	TO	ST	Blocks BS	BA	+/-
6	Kanon Catchings	F	25:58	6-13	4-11	1-2	0	3	3	0	1	17	1	2	1	3	0	32
13	Keba Keita	C	17:34	2-2	0-0	2-2	4	6	10	3	1	6	0	2	1	1	0	16
3	Egor Demin	G	30:46	7-13	4-7	0-1	0	4	4	1	1	18	11	2	4	0	0	35
15	Richie Saunders	G	25:50	6-11	3-7	1-2	3	5	8	0	4	16	2	0	1	0	0	23
21	Trevin Knell	G	20:47	2-6	2-6	2-2	0	4	4	2	1	8	1	0	1	0	0	24
0	Mawot Mag		12:52	1-4	1-2	0-0	2	0	2	2	0	3	1	1	1	0	1	1
45	Fousseyni Traore		18:40	3-5	0-0	0-0	4	2	6	2	0	6	0	0	0	2	1	24
2	Elijah Crawford		11:40	1-4	0-2	0-0	3	1	4	3	0	2	2	1	1	0	0	1
25	Dawson Baker		17:10	0-7	0-6	1-2	0	0	0	0	2	1	1	0	0	0	0	14
5	Mihailo Boskovic		18:43	5-7	1-3	0-0	1	2	3	0	0	11	2	2	1	2	0	20
Team							3	2	5			0		1				
Totals				33-72	15-44	7-11	20	29	49	13	10	88	21	11	11	8	2	38

Shooting By Period

1st	FG%	18-40	45.0%
	3PT%	7-23	30.4%
	FT%	3-5	60%
2nd	FG%	15-32	46.9%
	3PT%	8-21	38.1%
	FT%	4-6	66.7%
GM	FG%	33-72	45.8%
	3PT%	15-44	34.1%
	FT%	7-11	63.6%

Dead Ball Rebounds: 2, 0

Technical Fouls::NONE

	UCA	BYU
Biggest lead	0 (1st 20:00)	41 (2nd 1:56)
Best Scoring Run	5(1st 16:17)	11(1st 7:31)
Lead Changes	0	
Times Tied	1	
Time with Lead	00:00	39:40

Points from	UCA	BYU
Turnovers	8	24
Paint	16	36
Second Chance	2	23
Fast Breaks	1	12
Bench	13	23

Period by Period Scoring

	1st	2nd	TOT
UCA	23	27	50
BYU	46	42	88

LIVESTATS BY GENIUS SPORTS

GAME 2

UC Riverside - 80 Record: 0-2

NO.	Name		Min	FG M-A	3P M-A	FT M-A	Rebounds OR	DR	TOT	Fouls PF	FD	TP	AS	TO	ST	Blocks BS	BA	+/-
2	Kaleb Smith	F	28:20	4-9	3-7	9-10	0	4	4	0	5	20	0	3	0	0	1	-9
4	Rikus Schulte	F	11:37	1-1	0-0	0-0	0	1	1	2	1	2	1	0	0	0	0	1
10	Niyi Olabode	F	15:00	1-4	1-2	0-0	0	4	4	3	0	3	1	0	1	0	1	-7
11	Nate Pickens	G	30:39	6-10	3-4	3-5	0	2	2	3	4	18	2	2	2	1	1	-5
24	Barrington Hargress	G	29:21	6-19	2-8	2-2	0	1	1	4	1	16	5	0	1	0	2	-14
21	Joel Armotrading		24:23	1-2	0-0	2-2	2	6	8	4	2	4	0	2	2	0	0	-2
3	Isaiah Moses		33:10	6-10	2-5	2-2	0	2	2	1	3	16	3	1	2	0	1	4
22	Luke Turner		03:50	0-2	0-2	0-0	0	0	0	0	0	0	0	0	0	0	0	2
12	Jack Whitbourn		10:21	0-1	0-0	1-2	1	2	3	1	4	1	0	0	0	0	1	-2
1	Gavin Davis		06:57	0-0	0-0	0-0	0	0	0	3	0	0	1	3	0	0	0	4
7	Parker Strauss		06:21	0-0	0-0	0-0	0	1	1	1	0	0	0	1	0	0	0	-2
Team							3	2	5			0		0				
Totals				25-58	11-28	19-23	6	25	31	22	20	80	13	12	8	1	7	-6

Shooting By Period

1st	FG%	10-25	40.0%
	3PT%	6-13	46.2%
	FT%	7-8	87.5%
2nd	FG%	15-33	45.5%
	3PT%	5-15	33.3%
	FT%	12-15	80%
GM	FG%	25-58	43.1%
	3PT%	11-28	39.3%
	FT%	19-23	82.6%

Dead Ball Rebounds: 3, 0

Technical Fouls::NONE

BYU - 86 Record: 2-0

NO.	Name		Min	FG M-A	3P M-A	FT M-A	Rebounds OR	DR	TOT	Fouls PF	FD	TP	AS	TO	ST	Blocks BS	BA	+/-
6	Kanon Catchings	F	26:56	4-11	1-6	0-0	1	4	5	2	0	9	0	1	1	2	0	16
13	Keba Keita	C	18:54	5-6	0-0	4-8	2	8	10	3	4	14	2	1	1	1	0	16
3	Egor Demin	G	31:42	8-11	2-5	2-6	1	4	5	1	5	20	7	2	0	0	0	12
15	Richie Saunders	G	32:18	5-11	1-2	1-2	1	5	6	4	3	12	2	1	1	1	0	1
21	Trevin Knell	G	23:18	1-7	1-6	1-2	0	2	2	1	1	4	0	0	2	0	0	12
5	Mihailo Boskovic		16:19	1-2	0-1	2-2	0	1	1	4	1	4	0	1	1	1	0	-5
45	Fousseyni Traore		20:22	6-8	0-1	1-2	5	1	6	2	2	13	2	1	0	2	0	-11
2	Elijah Crawford		08:18	0-2	0-0	0-0	0	1	1	1	0	0	0	0	2	0	1	-6
25	Dawson Baker		17:59	2-3	1-1	3-4	0	0	0	1	6	8	2	1	1	0	0	1
0	Mawot Mag		03:55	1-1	0-0	0-0	0	0	0	1	0	2	0	0	0	0	0	-6
Team							1	2	3			0		0				
Totals				33-62	6-22	14-26	11	28	39	20	22	86	15	10	7	7	1	6

Shooting By Period

1st	FG%	16-31	51.6%
	3PT%	2-11	18.2%
	FT%	6-12	50%
2nd	FG%	17-31	54.8%
	3PT%	4-11	36.4%
	FT%	8-14	57.1%
GM	FG%	33-62	53.2%
	3PT%	6-22	27.3%
	FT%	14-26	53.8%

Dead Ball Rebounds: 5, 0

Technical Fouls::NONE

	UCR	BYU
Biggest lead	0 (1st 20:00)	17 (2nd 13:33)
Best Scoring Run	9(1st 11:09)	11(2nd 18:02)
Lead Changes	0	
Times Tied	2	
Time with Lead	00:00	38:55

Points from	UCR	BYU
Turnovers	12	15
Paint	14	48
Second Chance	7	17
Fast Breaks	8	7
Bench	21	27

Period by Period Scoring

	1st	2nd	TOT
UCR	33	47	80
BYU	40	46	86

LIVESTATS BY GENIUS SPORTS

GAME 3

Queens (NC) - 55 Record: 2-2

NO.	Name		Min	FG M-A	3P M-A	FT M-A	Rebounds OR	DR	TOT	Fouls PF	FD	TP	AS	TO	ST	Blocks BS	BA	+/-
23	Leo Colimerio	F	18:14	0-3	0-0	0-0	1	5	6	2	0	0	2	1	0	1	0	-34
24	Yoav Berman	F	24:18	4-8	3-5	0-0	0	3	3	1	1	11	1	1	0	0	1	-29
32	Malcolm Wilson	C	28:49	3-4	0-0	0-0	0	4	4	0	0	6	1	3	0	3	0	-37
10	Bryce Cash	G	18:47	2-6	2-4	0-2	0	0	0	1	1	6	1	2	2	0	1	-24
11	Chris Ashby	G	19:09	0-6	0-6	0-0	0	1	1	1	0	0	2	1	0	0	0	-24
3	Kalib Mathews		13:03	1-2	1-2	0-0	0	1	1	3	0	3	1	3	0	0	0	-11
22	Jaxon Pollard		21:57	2-10	0-5	2-2	0	0	0	3	1	6	2	0	0	0	0	-25
1	Nasir Mann		16:36	1-5	0-2	1-4	1	1	2	0	2	3	1	0	0	0	1	-21
20	Asjon Anderson		12:31	2-4	2-3	1-2	0	0	0	0	2	7	1	3	1	0	0	-17
9	Maban Jabriel		14:49	3-4	3-3	0-0	0	2	2	0	0	9	1	1	1	2	0	-3
2	DJ Shine		06:05	2-5	0-0	0-0	0	1	1	0	0	4	0	0	0	0	1	-1
6	Sawyer Mayhugh		02:51	0-1	0-0	0-0	0	0	0	0	0	0	0	0	0	1	1	3
15	Jordon Nevill		02:51	0-0	0-0	0-0	0	0	0	0	0	0	0	0	0	0	0	3
Team							1	1	2			0		0				
Totals				20-58	11-30	4-10	3	19	22	11	7	55	13	15	4	6	5	-44

Shooting By Period

1st	FG%	9-30	30.0%
	3PT%	7-18	38.9%
	FT%	1-4	25%
2nd	FG%	11-28	39.3%
	3PT%	4-12	33.3%
	FT%	3-6	50%
GM	FG%	20-58	34.5%
	3PT%	11-30	36.7%
	FT%	4-10	40.0%

Dead Ball Rebounds: 3, 0

Technical Fouls::NONE

BYU - 99 Record: 3-0

NO.	Name		Min	FG M-A	3P M-A	FT M-A	Rebounds OR	DR	TOT	Fouls PF	FD	TP	AS	TO	ST	Blocks BS	BA	+/-
6	Kanon Catchings	F	22:06	4-14	1-7	0-0	2	4	6	0	0	9	2	0	2	0	1	24
13	Keba Keita	C	20:38	5-9	0-0	1-2	4	9	13	0	2	11	3	2	1	1	2	24
3	Egor Demin	G	26:54	6-9	2-4	0-0	0	3	3	0	2	14	5	3	2	0	2	27
15	Richie Saunders	G	21:50	3-7	1-3	0-2	0	6	6	0	2	7	1	1	0	1	1	19
21	Trevin Knell	G	20:14	6-9	4-7	0-0	1	1	2	1	0	16	1	2	0	0	0	15
0	Mawot Mag		14:39	3-5	0-2	0-0	2	0	2	1	1	6	1	0	1	1	0	24
25	Dawson Baker		18:10	8-10	6-7	0-0	1	0	1	0	0	22	2	1	1	0	0	29
45	Fousseyni Traore		16:30	2-5	0-0	0-0	5	7	12	2	2	4	5	1	2	0	0	23
5	Mihailo Boskovic		10:58	2-6	1-3	2-2	0	1	1	0	1	7	0	0	1	0	0	20
2	Elijah Crawford		15:55	1-2	0-0	1-2	2	2	4	2	1	3	4	2	2	0	0	17
4	Brody Kozlowski		06:05	0-0	0-0	0-0	0	0	0	1	0	0	0	0	1	0	0	1
20	Max Triplett		02:51	0-0	0-0	0-0	1	2	3	0	0	0	0	0	0	1	0	-3
12	Townsend Tripple		01:35	0-0	0-0	0-0	0	0	0	0	0	0	0	0	0	1	0	0
51	Jared McGregor		01:35	0-2	0-2	0-0	0	0	0	0	0	0	1	0	0	0	0	0
Team							3	3	6			0		0				
Totals				40-78	15-35	4-8	21	38	59	7	11	99	25	12	13	5	6	44

Shooting By Period

1st	FG%	20-31	64.5%
	3PT%	7-13	53.8%
	FT%	4-8	50%
2nd	FG%	20-47	42.6%
	3PT%	8-22	36.4%
	FT%	0-0	0%
GM	FG%	40-78	51.3%
	3PT%	15-35	42.9%
	FT%	4-8	50.0%

Dead Ball Rebounds: 2, 0

Technical Fouls::NONE

	QUE	BYU
Biggest lead	0 (1st 20:00)	47 (2nd 4:08)
Best Scoring Run	6(1st 3:08)	19(1st 10:39)
Lead Changes	0	
Times Tied	0	
Time with Lead	00:00	39:46

Points from	QUE	BYU
Turnovers	12	22
Paint	18	46
Second Chance	2	22
Fast Breaks	4	13
Bench	32	42

Period by Period Scoring

	1st	2nd	TOT
QUE	26	29	55
BYU	51	48	99

LIVESTATS BY GENIUS SPORTS

GAME 4

Idaho - 71 Record: 1-3

NO.	Name		Min	FG M-A	3P M-A	FT M-A	Rebounds OR	DR	TOT	Fouls PF	FD	TP	AS	TO	ST	Blocks BS	BA	+/-
0	Julius Mims	F	23:51	5-7	1-2	3-5	0	6	6	3	3	14	1	1	1	0	0	-1
2	Tyler Mrus	F	36:17	5-12	4-8	3-5	0	2	2	0	3	17	0	3	0	0	3	-16
5	Isaiah Brickner	G	14:17	2-7	0-1	1-1	0	1	1	3	2	5	3	4	2	1	1	3
7	Jack Payne	G	24:22	1-3	1-2	0-0	1	2	3	3	1	3	2	0	1	0	2	-18
14	Kolton Mitchell	G	28:03	3-4	1-1	0-0	0	2	2	3	0	7	2	5	0	0	0	-10
10	Kristian Gonzalez		11:41	3-8	1-2	0-0	2	1	3	2	0	7	0	0	0	0	2	-13
3	Jojo Anderson		17:03	1-3	1-2	0-0	0	2	2	2	2	3	4	0	0	0	0	-18
34	Kyson Rose		15:12	2-2	2-2	0-0	0	0	0	3	0	6	0	2	0	0	0	-24
24	Miles Klapper		27:20	3-4	1-1	0-0	0	4	4	1	1	7	3	2	0	0	0	-25
11	Titus Yearout		00:57	0-1	0-0	0-0	0	0	0	0	0	0	0	0	0	0	0	1
15	Ewan Steele		00:57	1-1	0-0	0-0	0	0	0	0	0	2	0	0	0	0	0	1
Team							1	4	5			0		2				
Totals				26-52	12-21	7-11	4	24	28	20	12	71	15	19	4	1	8	-24

Shooting By Period

1st	FG%	14-28	50.0%
	3PT%	7-10	70.0%
	FT%	3-5	60%
2nd	FG%	12-24	50.0%
	3PT%	5-11	45.5%
	FT%	4-6	66.7%
GM	FG%	26-52	50.0%
	3PT%	12-21	57.1%
	FT%	7-11	63.6%

Dead Ball Rebounds: 1, 0

Technical Fouls::NONE

BYU - 95 Record: 4-0

NO.	Name		Min	FG M-A	3P M-A	FT M-A	Rebounds OR	DR	TOT	Fouls PF	FD	TP	AS	TO	ST	Blocks BS	BA	+/-
6	Kanon Catchings	F	25:33	2-7	1-5	3-7	0	2	2	1	4	8	1	1	1	1	0	16
13	Keba Keita	C	15:19	2-3	0-0	0-4	3	5	8	3	3	4	0	1	1	0	0	-4
3	Egor Demin	G	29:55	5-8	3-4	3-3	0	2	2	0	1	16	7	1	3	3	0	19
15	Richie Saunders	G	29:44	10-15	4-8	2-3	0	4	4	1	2	26	3	0	4	3	0	22
21	Trevin Knell	G	20:51	2-5	2-4	2-2	0	2	2	2	1	8	1	1	0	0	0	17
0	Mawot Mag		09:50	0-1	0-0	2-3	1	0	1	1	2	2	0	0	0	0	1	3
25	Dawson Baker		18:38	1-5	0-2	0-0	0	1	1	0	1	2	4	0	1	0	0	7
45	Fousseyni Traore		23:00	11-12	0-0	7-7	2	7	9	1	5	29	2	0	0	1	0	29
5	Mihailo Boskovic		16:08	0-2	0-2	0-0	0	1	1	1	0	0	2	2	1	0	0	7
2	Elijah Crawford		10:05	0-1	0-1	0-1	0	0	0	2	1	0	1	0	1	0	0	5
4	Brody Kozlowski		00:57	0-0	0-0	0-0	0	1	1	0	0	0	0	0	0	0	0	-1
Team							2	0	2			0		0				
Totals				33-59	10-26	19-30	8	25	33	12	20	95	21	6	12	8	1	24

Shooting By Period

1st	FG%	15-28	53.6%
	3PT%	5-17	29.4%
	FT%	6-16	37.5%
2nd	FG%	18-31	58.1%
	3PT%	5-9	55.6%
	FT%	13-14	92.9%
GM	FG%	33-59	55.9%
	3PT%	10-26	38.5%
	FT%	19-30	63.3%

Dead Ball Rebounds: 5, 0

Technical Fouls::NONE

	IDA	BYU
Biggest lead	7 (1st 14:22)	26 (2nd 0:57)
Best Scoring Run	5(1st 18:30)	11(2nd 0:57)
Lead Changes	3	
Times Tied	6	
Time with Lead	11:43	25:21

Points from	IDA	BYU
Turnovers	6	20
Paint	26	44
Second Chance	5	6
Fast Breaks	7	22
Bench	25	33

Period by Period Scoring

	1st	2nd	TOT
IDA	38	33	71
BYU	41	54	95

LIVESTATS BY GENIUS SPORTS

Cougars

GAME 5

Mississippi Val. - 43 Record: 1-5

NO.	Name		Min	FG M-A	3P M-A	FT M-A	Rebounds OR	DR	TOT	Fouls PF	FD	TP	AS	TO	ST	Blocks BS	BA	+/-
5	Walter Hamilton	F	20:47	4-9	0-0	2-2	4	2	6	2	1	10	0	3	0	0	1	-28
15	Alvin Stredic	F	30:36	1-3	0-1	0-0	0	4	4	2	1	2	3	5	2	0	0	-30
0	Arthur Tate	G	29:41	4-8	2-2	2-2	0	4	4	1	2	12	1	0	0	0	0	-29
3	Donovan Sanders	G	34:27	6-13	0-2	2-2	0	1	1	1	4	14	3	2	2	0	0	-33
14	George Ivory III	G	22:09	0-1	0-1	0-0	0	0	0	3	0	0	1	3	2	1	0	-15
21	Jair Horton		10:08	0-2	0-1	0-0	0	2	2	1	1	0	0	0	0	0	1	-7
1	Antonio Sisk		24:28	1-5	0-1	0-0	0	0	0	2	0	2	0	1	1	0	0	-38
10	Greg Moore		06:05	1-1	0-0	0-2	0	1	1	1	1	2	0	1	0	0	0	-9
22	Darrion Salery		04:38	0-1	0-1	0-0	0	3	3	0	0	0	0	0	0	1	0	-7
35	Johnathan Pace		00:20	0-0	0-0	0-0	0	0	0	0	0	0	0	1	1	0	0	0
11	Markell Petro		09:52	0-0	0-0	0-0	0	0	0	2	0	0	0	0	0	0	0	-19
12	Kendal Parker		04:46	0-2	0-1	1-2	0	1	1	0	1	1	0	0	0	0	1	-3
25	Daniel Umoh		02:03	0-0	0-0	0-0	0	0	0	0	0	0	0	0	0	0	0	-2
Team							1	0	1			0		1				
Totals				17-45	2-10	7-10	5	18	23	15	11	43	8	17	8	2	3	-44

Shooting By Period		
1st FG%	10-19	52.6%
3PT%	1-4	25.0%
FT%	6-8	75%
2nd FG%	7-26	26.9%
3PT%	1-6	16.7%
FT%	1-2	50%
GM FG%	17-45	37.8%
3PT%	2-10	20.0%
FT%	7-10	70.0%

Dead Ball Rebounds: 1, 0

Technical Fouls::NONE

BYU - 87 Record: 5-0

NO.	Name		Min	FG M-A	3P M-A	FT M-A	Rebounds OR	DR	TOT	Fouls PF	FD	TP	AS	TO	ST	Blocks BS	BA	+/-
6	Kanon Catchings	F	24:12	5-10	2-6	2-3	2	1	3	0	2	14	3	1	1	1	0	20
45	Fousseyni Traore	F	24:31	5-8	0-1	5-6	5	6	11	2	3	15	1	2	0	1	0	27
3	Egor Demin	G	27:32	3-4	2-3	0-0	1	5	6	0	1	8	6	3	3	1	0	35
15	Richie Saunders	G	19:03	3-7	1-4	0-0	0	0	0	2	1	7	2	0	2	0	0	17
30	Dallin Hall	G	21:23	3-7	3-7	1-2	1	3	4	2	1	10	5	1	1	0	0	17
0	Mawot Mag		10:41	1-3	0-1	2-2	0	0	0	3	1	4	0	0	0	0	1	21
21	Trevin Knell		21:20	3-5	2-4	4-5	1	2	3	0	2	12	2	1	2	0	0	31
25	Dawson Baker		19:48	5-7	0-2	0-0	0	0	0	1	1	10	2	0	2	0	0	28
5	Mihailo Boskovic		13:04	2-4	0-2	0-1	0	5	5	0	2	4	0	0	1	0	1	16
1	Trey Stewart		09:21	1-1	1-1	0-0	0	1	1	1	0	3	0	1	0	0	0	7
2	Elijah Crawford		02:25	0-1	0-1	0-0	0	0	0	0	1	0	0	0	0	0	0	1
4	Brody Kozlowski		01:40	0-0	0-0	0-0	0	0	0	0	0	0	0	0	0	0	0	0
12	Townsend Tripple		01:40	0-0	0-0	0-0	0	0	0	0	0	0	0	0	0	0	0	0
20	Max Triplett		01:40	0-1	0-0	0-0	1	1	2	0	0	0	0	0	0	0	0	0
51	Jared McGregor		01:40	0-0	0-0	0-0	0	0	0	0	0	0	0	0	0	0	0	0
Team							2	1	3			0		0				
Totals				31-58	11-32	14-19	13	25	38	11	15	87	21	9	12	3	2	44

Shooting By Period		
1st FG%	18-32	56.3%
3PT%	7-18	38.9%
FT%	12-17	70.6%
2nd FG%	13-26	50.0%
3PT%	4-14	28.6%
FT%	2-2	100%
GM FG%	31-58	53.4%
3PT%	11-32	34.4%
FT%	14-19	73.7%

Dead Ball Rebounds: 1, 0

Technical Fouls::NONE

	MVSU	BYU
Biggest lead	0 (1st 20:00)	44 (2nd 1:48)
Best Scoring Run	5(2nd 10:58)	12(1st 8:15)
Lead Changes	0	
Times Tied	0	
Time with Lead	00:00	39:40

Points from	MVSU	BYU
Turnovers	8	24
Paint	20	38
Second Chance	2	12
Fast Breaks	2	8
Bench	5	33

Period by Period Scoring	1st	2nd	TOT
MVSU	27	16	43
BYU	55	32	87

GAME 6

No.	Player	S	Pts	FG	3FG	FT	OR	DR	TR	PF	A	TO	Blk	Stl	Min	+/-
03	DEMIN, EGOR	G	16	5-13	2-9	4-7	0	3	3	2	4	5	1	1	37	-14
06	CATCHINGS, KANON	F	17	6-14	5-10	0-1	2	2	4	4	0	3	0	0	32	-8
13	KEITA, KEBA	C	0	0-0	0-0	0-0	1	6	7	3	3	0	0	0	18	-5
15	SAUNDERS, RICHIE	G	16	4-13	1-7	7-8	2	3	5	4	0	2	0	2	33	-13
30	HALL, DALLIN	G	2	1-3	0-2	0-0	1	0	1	3	4	0	0	1	29	-9
00	MAG, MAWOT	F	0	0-0	0-0	0-0	0	1	1	1	0	0	0	0	1	-2
01	STEWART, TREY	G	0	0-0	0-0	0-0	0	0	0	0	0	0	0	0	1	-1
02	CRAWFORD, ELIJAH	G	0	0-0	0-0	0-0	0	0	0	0	0	0	0	0	3	-3
05	BOSKOVIC, MIHAILO	F	10	3-5	2-4	2-2	0	1	1	1	0	1	0	0	17	9
21	KNELL, TREVIN	G	8	2-6	2-5	2-2	1	1	2	4	1	0	0	0	20	-6
25	BAKER, DAWSON	G	0	0-2	0-1	0-0	1	3	4	4	0	1	0	0	10	2
45	TRAORE, FOUSSEYNI	F	16	5-8	0-0	6-6	2	4	6	3	3	3	1	1	24	-5
	TEAM						1	2	3	0		2				
	TOTALS		**85**	**26-64**	**12-38**	**21-26**	**11**	**26**	**37**	**29**	**15**	**17**	**2**	**5**	**225**	

Shooting By Period Period	FG	FG%	3FG	3FG%	FT	FT%
1st Half	12-27	44%	7-18	39%	11-12	92%
2nd Half	12-26	46%	4-11	36%	7-10	70%
3rd Half	2-11	18%	1-9	11%	3-4	75%
Game	**26-64**	**40.6%**	**12-38**	**31.6%**	**21-26**	**80.8%**

Deadball Rebounds: 3,1
Last FG: 3rd-00:40
Biggest Run: 8-0
Largest lead: By 10 at 1st-06:11
Technical Fouls: #05 BOSKOVIC,M (Class A) @ 2nd - 07:07;

Ole Miss 96

No.	Player	S	Pts	FG	3FG	FT	OR	DR	TR	PF	A	TO	Blk	Stl	Min	+/-
00	DIA, MALIK	F	5	2-6	0-2	1-2	0	5	5	2	0	0	0	0	16	-11
03	PEDULLA, SEAN	G	13	3-7	2-3	5-6	1	4	5	3	3	2	0	2	38	3
05	MURRAY, JAYLEN	G	28	10-14	3-4	5-5	1	4	5	1	5	2	0	1	39	19
11	MURRELL, MATTHEW	G	18	6-11	0-3	6-6	0	3	3	2	0	1	0	2	35	12
14	DAVIS, DRE	G	18	4-9	0-1	10-14	1	5	6	4	1	1	0	3	33	16
01	BROWN-JONES, MIKEAL	F	8	4-6	0-0	0-0	2	2	4	5	0	0	1	0	16	4
04	BRAKEFIELD, JAEMYN	F	4	1-7	0-1	2-3	2	4	6	2	2	1	0	0	21	12
07	BARNES, DAVON	G	2	1-4	0-3	0-0	0	0	0	1	0	2	0	1	18	-2
08	KLAFKE, EDUARDO	G	0	0-0	0-0	0-0	0	1	1	1	0	0	0	1	8	2
	TEAM						3	1	4	0		0				
	TOTALS		**96**	**31-64**	**5-17**	**29-36**	**10**	**29**	**39**	**21**	**11**	**9**	**1**	**10**	**225**	

Shooting By Period Period	FG	FG%	3FG	3FG%	FT	FT%
1st Half	17-34	50%	3-11	27%	2-4	50%
2nd Half	11-26	42%	2-6	33%	14-19	74%
3rd Half	3-4	75%	0-0	0%	13-13	100%
Game	**31-64**	**48.4%**	**5-17**	**29.4%**	**29-36**	**80.6%**

Deadball Rebounds: 3,0
Last FG: 3rd-02:19
Biggest Run: 8-0
Largest lead: By 11 at 3rd-00:28
Technical Fouls: #14 DAVIS,D (Class A) @ 2nd - 07:07;

Game Notes:
Officials: **Marques Pettigrew, Brent Hampton, Owen Shortt**
Attendance: **4000**

Start Time: **05:41 PM ET**
End Time: **08:35 PM ET**
Game Duration: **2:53**
Neutral Court;

Score	1st	2nd	3rd	TOT
BYU	42	35	8	**85**
OM	39	38	19	**96**

BYU led for 17:46. OM led for 20:27.
Game was tied for 6:48.
Times tied: **9** Lead Changes: **6**

Points	BYU	OM
In the Paint	26	40
Off Turns	13	23
2nd Chance	17	12
Fast Break	7	12
Bench	34	14
Per Poss	1.076 36/79	1.215 45/79

GAME 7

NC State 61

No.	Player	S	Pts	FG	3FG	FT	OR	DR	TR	PF	A	TO	Blk	Stl	Min	+/-
01	HUNTLEY-HATFIELD, BRANDO	F	4	2-8	0-2	0-0	4	5	9	2	1	3	2	0	27	-11
03	STYLES, DONTREZ	G	2	1-5	0-2	0-0	0	0	0	5	0	0	0	0	12	-17
05	PARKER, TREY	G	9	4-8	1-3	0-0	0	3	3	2	1	0	0	0	18	-2
08	TAYLOR, JAYDEN	G	16	4-10	4-7	4-7	0	5	5	1	1	4	1	2	30	-7
12	O'CONNELL, MICHAEL	G	16	6-11	2-4	2-2	0	0	0	1	1	0	0	0	36	-9
02	MCNEIL, JR.,PAUL	G	0	0-0	0-0	0-0	0	0	0	0	0	0	0	0	2	5
04	PASS, BREON	G	3	1-2	1-2	0-0	1	1	2	1	2	0	0	0	13	-9
07	HEARD, BRYCE	G	0	0-0	0-0	0-0	0	1	1	0	0	0	0	0	8	1
10	HILL, MARCUS	G	4	1-5	0-1	2-3	0	0	0	0	2	1	0	1	15	-2
11	PARKER, JR.,DENNIS	G	3	1-3	1-2	0-0	0	2	2	1	0	0	0	0	20	-2
33	DIOUF, ISMAEL	F	0	0-1	0-0	0-0	0	0	0	1	0	0	0	0	3	-1
34	MIDDLEBROOKS, BEN	C	4	1-4	0-0	2-2	3	1	4	4	2	1	0	1	16	-1
	TEAM						1	5	6	0		0				
	TOTALS		**61**	**21-57**	**9-23**	**10-14**	**9**	**23**	**32**	**18**	**10**	**9**	**3**	**4**	**200**	

Shooting By Period Period	FG	FG%	3FG	3FG%	FT	FT%
1st Half	8-27	30%	4-13	31%	7-10	70%
2nd Half	13-30	43%	5-10	50%	3-4	75%
Game	**21-57**	**36.8%**	**9-23**	**39.1%**	**10-14**	**71.4%**

Deadball Rebounds: 1,0
Last FG: 2nd-00:07
Biggest Run: 9-0
Largest lead: By 0 at 1st-18:37
Technical Fouls: None.

BYU 72

No.	Player	S	Pts	FG	3FG	FT	OR	DR	TR	PF	A	TO	Blk	Stl	Min	+/-
03	DEMIN, EGOR	G	8	3-7	0-2	2-2	4	7	11	4	4	2	1	0	28	16
06	CATCHINGS, KANON	F	7	2-5	2-3	1-2	1	0	1	3	2	1	0	0	25	14
13	KEITA, KEBA	C	6	2-5	0-0	2-4	2	7	9	2	2	0	2	0	22	15
15	SAUNDERS, RICHIE	G	13	4-7	3-3	2-2	0	3	3	1	1	0	0	1	27	13
30	HALL, DALLIN	G	9	3-8	2-6	1-2	1	4	5	0	3	3	0	1	29	8
01	STEWART, TREY	G	0	0-1	0-1	0-0	1	0	1	1	0	0	0	0	6	-5
05	BOSKOVIC, MIHAILO	F	3	1-3	1-1	0-0	2	0	2	1	0	3	0	0	8	0
21	KNELL, TREVIN	G	7	2-6	1-5	2-2	0	2	2	2	2	0	0	1	18	5
25	BAKER, DAWSON	G	9	4-11	1-5	0-0	1	2	3	1	2	3	0	0	21	-7
45	TRAORE, FOUSSEYNI	F	10	4-6	0-0	2-2	2	3	5	2	1	1	0	0	17	-4
	TEAM						1	2	3	0		1				
	TOTALS		**72**	**25-59**	**10-26**	**12-16**	**15**	**30**	**45**	**17**	**17**	**14**	**3**	**3**	**200**	

Shooting By Period Period	FG	FG%	3FG	3FG%	FT	FT%
1st Half	14-26	54%	6-10	60%	4-4	100%
2nd Half	11-33	33%	4-16	25%	8-12	67%
Game	**25-59**	**42.4%**	**10-26**	**38.5%**	**12-16**	**75.0%**

Deadball Rebounds: 0,0
Last FG: 2nd-01:53
Biggest Run: 9-0
Largest lead: By 24 at 2nd-08:41
Technical Fouls: None.

Game Notes:
Officials: **Brooks Wells, Kip Kissinger, Tyler Kumpf**
Attendance: **4000**

Start Time: **03:35 PM ET**
End Time: **05:43 PM ET**
Game Duration: **2:08**
Neutral Court;

Score	1st	2nd	TOT
NCS	27	34	**61**
BYU	38	34	**72**

NCS led for 0:00. BYU led for 38:55.
Game was tied for 1:05.
Times tied: **2** Lead Changes: **0**

Points	NCS	BYU
In the Paint	20	30
Off Turns	9	12
2nd Chance	10	12
Fast Break	5	4
Bench	14	29
Per Poss	0.984 26/62	1.143 31/63

GAME 8

BYU - 64 Record: 6-2

NO.	Name		Min	FG M-A	3P M-A	FT M-A	Rebounds OR	DR	TOT	Fouls PF	FD	TP	AS	TO	ST	Blocks BS	BA	+/-
6	Kanon Catchings	F	22:40	1-8	1-4	0-1	5	2	7	1	1	3	2	1	0	1	0	2
13	Keba Keita	C	21:34	4-9	0-0	1-4	8	2	10	1	3	9	0	0	1	0	0	7
3	Egor Demin	G	21:58	0-10	0-5	6-6	0	3	3	0	3	6	2	1	0	0	0	-9
15	Richie Saunders	G	25:35	3-8	1-4	0-0	0	3	3	3	1	7	0	0	2	0	0	-5
30	Dallin Hall	G	25:50	1-6	0-3	0-0	1	1	2	5	3	2	4	2	0	0	1	-19
21	Trevin Knell		15:50	3-4	3-4	0-0	0	0	0	3	1	9	0	0	0	0	0	-18
5	Mihailo Boskovic		13:37	0-2	0-1	0-1	2	0	2	0	2	0	0	0	0	0	0	-25
45	Fousseyni Traore		13:45	4-8	0-0	0-0	1	1	2	2	1	8	1	0	0	0	1	-19
25	Dawson Baker		23:02	7-11	2-3	0-1	2	2	4	1	4	16	0	0	1	0	0	-4
0	Mawot Mag		09:10	0-0	0-0	2-2	1	0	1	3	1	2	0	0	0	0	0	-3
1	Trey Stewart		03:35	0-1	0-1	0-0	0	0	0	0	0	0	0	0	0	0	0	-6
2	Elijah Crawford		03:25	0-2	0-0	2-2	0	1	1	0	1	2	0	0	0	0	0	4
Team							1	3	4			0		1				
Totals				23-69	7-25	11-17	21	18	39	19	21	64	9	5	4	1	2	-19

Shooting By Period		
1st FG%	12-37	32.4%
3PT%	4-12	33.3%
FT%	6-7	85.7%
2nd FG%	11-32	34.4%
3PT%	3-13	23.1%
FT%	5-10	50%
GM FG%	23-69	33.3%
3PT%	7-25	28.0%
FT%	11-17	64.7%

Dead Ball Rebounds: 1, 0

Technical Fouls::NONE

Providence - 83 Record: 6-3

NO.	Name		Min	FG M-A	3P M-A	FT M-A	Rebounds OR	DR	TOT	Fouls PF	FD	TP	AS	TO	ST	Blocks BS	BA	+/-
2	Christ Essandoko	F	18:22	2-3	1-2	1-2	0	6	6	4	1	6	1	0	0	1	0	15
23	Bryce Hopkins	F	25:34	3-6	0-1	10-12	0	5	5	0	7	16	4	0	0	0	1	29
0	Wesley Cardet	G	15:59	2-2	1-1	3-4	1	0	1	4	2	8	0	2	0	0	0	4
1	Jayden Pierre	G	36:03	5-8	2-5	0-0	0	2	2	3	1	12	2	1	2	0	0	23
14	Corey Floyd, Jr.	G	22:18	1-4	0-0	0-0	1	4	5	1	1	2	1	1	1	0	0	-10
7	Bensley Joseph		29:58	5-7	2-3	0-0	0	3	3	3	1	12	2	3	0	0	0	12
3	Jabri Abdur-Rahim		28:30	5-9	4-7	7-8	0	5	5	1	5	21	0	0	0	1	0	21
55	Oswin Erhunmwunse		07:50	0-0	0-0	0-0	0	1	1	3	1	0	0	1	0	0	0	-14
11	Ryan Mela		02:06	0-0	0-0	0-0	0	0	0	0	0	0	1	0	0	0	0	2
10	Rich Barron		13:20	2-3	2-3	0-0	0	1	1	2	0	6	1	0	0	0	0	13
Team							0	3	3			0		2				
Totals				25-42	12-22	21-26	2	30	32	21	19	83	12	10	3	2	1	19

Shooting By Period		
1st FG%	15-21	71.4%
3PT%	8-12	66.7%
FT%	8-10	80%
2nd FG%	10-21	47.6%
3PT%	4-10	40.0%
FT%	13-16	81.3%
GM FG%	25-42	59.5%
3PT%	12-22	54.5%
FT%	21-26	80.8%

Dead Ball Rebounds: 2, 0

Technical Fouls::NONE

	BYU	PROV
Biggest lead	2 (1st 18:01)	25 (2nd 3:02)
Best Scoring Run	9(1st 2:52)	10(1st 0:48)
Lead Changes	8	
Times Tied	0	
Time with Lead	04:22	35:05

Points from	BYU	PROV
Turnovers	13	7
Paint	32	24
Second Chance	18	2
Fast Breaks	6	0
Bench	37	39

Period by Period Scoring	1st	2nd	TOT
BYU	34	30	64
PROV	46	37	83

GAME 9

Fresno State - 67 Record: 3-7

NO.	Name		Min	FG M-A	3P M-A	FT M-A	Rebounds OR	DR	TOT	Fouls PF	FD	TP	AS	TO	ST	Blocks BS	BA	+/-
3	Elijah Price	F	29:06	3-14	1-4	0-2	5	2	7	2	5	7	1	2	0	1	1	-13
8	Alex Crawford	F	15:59	0-2	0-1	4-4	1	1	2	2	2	4	1	0	0	0	0	-3
11	Mykell Robinson	F	32:58	3-10	2-6	2-2	1	6	7	0	3	10	7	1	1	0	1	-21
5	Jalen Weaver	G	31:12	6-13	3-7	0-0	0	1	1	1	0	15	1	2	0	0	0	-29
10	Zaon Collins	G	35:48	3-9	2-6	0-0	1	1	2	2	0	8	7	2	4	0	0	-26
23	Mor Seck		14:02	2-2	0-0	1-2	0	1	1	1	1	5	0	0	0	0	0	-14
1	Amar Augillard		17:10	5-11	2-7	0-0	0	2	2	1	1	12	0	2	3	0	0	-4
21	Brian Amuneke		12:02	0-2	0-1	0-0	0	3	3	1	1	0	0	0	0	0	1	-22
0	Jasir Tremble		10:56	2-6	2-5	0-0	0	0	0	1	0	6	0	1	1	0	0	-8
6	Joshua Bonga		00:47	0-0	0-0	0-0	0	0	0	0	0	0	0	0	0	0	0	0
Team							0	2	2			0		0				
Totals				24-69	12-37	7-10	8	19	27	11	13	67	17	10	9	1	3	-28

Technical Fouls::NONE

Shooting By Period			
1st	FG%	10-29	34.5%
	3PT%	5-17	29.4%
	FT%	2-4	50%
2nd	FG%	14-40	35.0%
	3PT%	7-20	35.0%
	FT%	5-6	83.3%
GM	FG%	24-69	34.8%
	3PT%	12-37	32.4%
	FT%	7-10	70.0%

Dead Ball Rebounds: 2, 0

BYU - 95 Record: 7-2

NO.	Name		Min	FG M-A	3P M-A	FT M-A	Rebounds OR	DR	TOT	Fouls PF	FD	TP	AS	TO	ST	Blocks BS	BA	+/-
6	Kanon Catchings	F	28:47	4-11	1-7	1-1	0	4	4	0	1	10	3	1	0	0	0	23
13	Keba Keita	C	19:44	6-6	0-0	0-0	3	5	8	2	2	12	3	2	0	2	0	13
15	Richie Saunders	G	33:24	7-14	3-7	0-0	1	3	4	1	1	17	0	4	0	0	1	21
21	Trevin Knell	G	24:04	8-11	4-6	2-3	4	6	10	3	1	22	2	0	3	0	0	26
30	Dallin Hall	G	31:12	5-8	3-5	0-0	0	2	2	1	1	13	5	2	0	0	0	27
45	Fousseyni Traore		18:44	2-4	1-1	0-0	0	10	10	1	0	5	3	3	0	1	0	13
5	Mihailo Boskovic		13:32	0-2	0-2	0-0	0	2	2	1	2	0	0	2	0	0	0	2
25	Dawson Baker		20:02	5-10	2-5	2-2	2	2	4	2	3	14	1	2	0	0	0	14
2	Elijah Crawford		08:58	1-3	0-1	0-0	0	0	0	2	0	2	1	1	0	0	0	1
4	Brody Kozlowski		00:47	0-0	0-0	0-0	0	0	0	0	0	0	0	0	0	0	0	0
20	Max Triplett		00:47	0-0	0-0	0-0	0	0	0	0	0	0	0	0	0	0	0	0
Team							2	4	6			0		0				
Totals				38-69	14-34	5-6	12	38	50	13	11	95	18	17	3	3	1	28

Technical Fouls::NONE

Shooting By Period			
1st	FG%	18-32	56.3%
	3PT%	7-18	38.9%
	FT%	1-1	100%
2nd	FG%	20-37	54.1%
	3PT%	7-16	43.8%
	FT%	4-5	80%
GM	FG%	38-69	55.1%
	3PT%	14-34	41.2%
	FT%	5-6	83.3%

Dead Ball Rebounds: 1, 0

	FSU	BYU
Biggest lead	2 (1st 12:48)	28 (2nd 0:49)
Best Scoring Run	11(2nd 9:15)	11(1st 8:35)
Lead Changes	6	
Times Tied	3	
Time with Lead	02:51	34:48

Points from	FSU	BYU
Turnovers	18	11
Paint	24	44
Second Chance	5	13
Fast Breaks	11	11
Bench	23	21

Period by Period Scoring		1st	2nd	TOT
	FSU	27	40	67
	BYU	44	51	95

LIVESTATS BY GENIUS SPORTS

GAME 10

Wyoming - 49 Record: 5-5

NO.	Name		Min	FG M-A	3P M-A	FT M-A	Rebounds OR	DR	TOT	Fouls PF	FD	TP	AS	TO	ST	Blocks BS	BA	+/-
8	Cole Henry	F	15:56	1-2	0-0	0-2	1	2	3	2	2	2	2	1	0	0	0	-17
9	Abou Magassa	F	22:47	1-1	0-0	0-2	3	6	9	1	1	2	0	1	0	2	0	-15
2	Kobe Newton	G	27:23	1-7	1-7	0-0	0	0	0	0	1	3	1	3	0	0	0	-12
5	Obi Agbim	G	38:28	8-12	3-6	2-2	0	3	3	4	5	21	2	3	2	0	1	-19
16	Jordan Nesbitt	G	24:21	3-7	1-3	0-0	0	1	1	2	1	7	1	2	0	0	0	-14
11	Dontaie Allen		15:12	1-7	1-5	1-2	0	0	0	1	1	4	0	1	0	0	0	-7
25	Touko Tainamo		12:15	0-4	0-2	0-0	1	3	4	0	1	0	0	0	0	0	0	-4
7	Matija Belic		19:03	2-4	0-1	0-0	0	2	2	2	0	4	2	0	0	0	1	-2
12	Scottie Ebube		13:08	1-1	0-0	0-0	0	1	1	2	1	2	0	0	0	0	0	1
3	A.J. Wills		11:27	2-3	0-0	0-0	0	0	0	0	0	4	1	1	0	0	0	-6
Team							1	1	2			0		2				
Totals				20-48	6-24	3-8	6	19	25	14	13	49	9	14	2	2	2	-19

Technical Fouls::NONE

Shooting By Period			
1st	FG%	10-23	43.5%
	3PT%	4-14	28.6%
	FT%	1-4	25%
2nd	FG%	10-25	40.0%
	3PT%	2-10	20.0%
	FT%	2-4	50%
GM	FG%	20-48	41.7%
	3PT%	6-24	25.0%
	FT%	3-8	37.5%

Dead Ball Rebounds: 2, 0

BYU - 68 Record: 8-2

NO.	Name		Min	FG M-A	3P M-A	FT M-A	Rebounds OR	DR	TOT	Fouls PF	FD	TP	AS	TO	ST	Blocks BS	BA	+/-
6	Kanon Catchings	F	21:22	3-7	0-2	2-4	0	2	2	2	2	8	0	0	0	1	1	18
13	Keba Keita	C	21:24	1-3	0-0	0-0	2	4	6	2	0	2	0	2	1	0	0	12
15	Richie Saunders	G	01:09	1-1	0-0	0-0	0	0	0	0	1	2	0	0	1	0	0	4
21	Trevin Knell	G	28:21	6-7	3-4	0-0	0	0	0	2	0	15	0	1	1	0	0	9
30	Dallin Hall	G	28:31	1-6	0-2	2-2	2	2	4	1	1	4	6	3	0	0	0	14
25	Dawson Baker		29:31	3-8	2-4	3-4	0	5	5	1	4	11	2	3	1	0	1	11
0	Mawot Mag		23:28	4-5	3-4	0-0	1	2	3	0	0	11	1	0	1	1	0	9
45	Fousseyni Traore		15:52	3-4	0-0	2-2	0	3	3	2	4	8	1	0	0	0	0	10
2	Elijah Crawford		11:29	2-3	1-2	0-0	0	0	0	2	1	5	0	0	0	0	0	5
5	Mihailo Boskovic		16:14	0-2	0-2	2-2	0	3	3	0	1	2	1	1	0	0	0	3
4	Brody Kozlowski		00:40	0-0	0-0	0-0	0	0	0	0	0	0	0	0	0	0	0	0
12	Townsend Tripple		00:40	0-0	0-0	0-0	0	1	1	1	0	0	0	0	0	0	0	0
20	Max Triplett		00:40	0-0	0-0	0-0	0	0	0	0	0	0	0	0	0	0	0	0
51	Jared McGregor		00:40	0-0	0-0	0-0	0	0	0	0	0	0	0	0	0	0	0	0
Team							0	3	3			0		3				
Totals				24-46	9-20	11-14	5	25	30	13	14	68	11	13	5	2	2	19

Technical Fouls::NONE

Shooting By Period			
1st	FG%	14-24	58.3%
	3PT%	4-10	40.0%
	FT%	2-2	100%
2nd	FG%	10-22	45.5%
	3PT%	5-10	50.0%
	FT%	9-12	75%
GM	FG%	24-46	52.2%
	3PT%	9-20	45.0%
	FT%	11-14	78.6%

Dead Ball Rebounds: 1, 0

	WYO	BYU
Biggest lead	0 (1st 20:00)	21 (2nd 3:23)
Best Scoring Run	4(1st 16:16)	11(1st 17:32)
Lead Changes	0	
Times Tied	0	
Time with Lead	00:00	39:38

Points from	WYO	BYU
Turnovers	12	15
Paint	18	24
Second Chance	3	6
Fast Breaks	5	4
Bench	14	37

Period by Period Scoring		1st	2nd	TOT
	WYO	25	24	49
	BYU	34	34	68

LIVESTATS BY GENIUS SPORTS

GAME 11

Florida A&M - 57 Record: 3-7

NO.	Name		Min	FG M-A	3P M-A	FT M-A	Rebounds OR	DR	TOT	Fouls PF	FD	TP	AS	TO	ST	Blocks BS	BA	+/-
8	Shaqir O'Neal	F	24:29	4-7	1-3	1-1	0	2	2	4	1	10	0	3	1	0	0	-34
20	Jamine Charles	F	21:02	0-0	0-0	0-0	1	1	2	1	0	0	1	0	1	1	0	-27
0	Lenard Taylor Jr.	G	11:49	1-4	0-1	0-0	0	1	1	0	0	2	0	3	0	0	0	-17
2	Jordan Chatman	G	24:17	4-9	2-6	0-0	0	3	3	4	0	10	1	2	0	0	1	-33
5	Milton Matthews	G	18:25	0-6	0-6	0-0	0	1	1	0	0	0	3	1	0	0	0	-24
24	Ja'Derryus Eatmon		14:03	0-0	0-0	0-0	0	1	1	3	0	0	1	3	0	0	0	-10
4	Sterling Young		19:60	2-9	2-8	8-8	0	0	0	1	4	14	1	1	2	0	0	-21
10	Kaleb Washington		20:15	3-6	2-2	1-1	0	2	2	0	2	9	0	1	0	0	0	-21
23	Jocobi Hendricks		22:59	3-9	3-6	0-0	0	4	4	4	2	9	2	2	1	0	0	-21
1	Roderick Coffee III		17:44	1-5	0-2	1-2	1	5	6	2	3	3	3	1	0	0	0	-11
35	Saiyd Burnside		04:57	0-0	0-0	0-0	0	1	1	2	0	0	0	1	0	0	0	-11
Team							1	1	2			0		0				
Totals				18-55	10-34	11-12	3	22	25	21	12	57	12	18	5	1	1	-46

Technical Fouls: Coffee III 1st6:13

Shooting By Period			
1st	FG%	7-23	30.4%
	3PT%	4-16	25.0%
	FT%	3-3	100%
2nd	FG%	11-32	34.4%
	3PT%	6-18	33.3%
	FT%	8-9	88.9%
GM	FG%	18-55	32.7%
	3PT%	10-34	29.4%
	FT%	11-12	91.7%

Dead Ball Rebounds: 0, 0

BYU - 103 Record: 9-2

NO.	Name		Min	FG M-A	3P M-A	FT M-A	Rebounds OR	DR	TOT	Fouls PF	FD	TP	AS	TO	ST	Blocks BS	BA	+/-
0	Mawot Mag	F	15:02	3-4	1-2	3-3	0	2	2	3	2	10	1	0	1	1	0	16
6	Kanon Catchings	F	25:41	8-12	4-7	1-2	1	3	4	0	1	21	3	2	2	0	0	39
13	Keba Keita	C	20:18	3-3	0-0	1-2	2	7	9	1	2	7	0	1	0	0	0	23
21	Trevin Knell	G	19:10	3-8	2-6	2-3	1	2	3	1	1	10	0	3	1	0	0	25
30	Dallin Hall	G	25:41	4-10	2-5	4-5	1	4	5	0	5	14	7	0	1	0	0	38
5	Mihailo Boskovic		20:11	1-6	0-3	3-4	0	4	4	0	2	5	0	1	0	0	0	18
25	Dawson Baker		17:57	4-6	3-5	0-0	0	3	3	3	2	11	3	2	0	0	0	20
45	Fousseyni Traore		16:37	4-6	0-0	1-1	3	3	6	1	2	9	5	1	0	0	1	19
2	Elijah Crawford		14:19	1-3	0-1	2-2	0	3	3	2	1	4	4	0	2	0	0	8
4	Brody Kozlowski		12:57	2-3	2-3	2-2	0	3	3	0	1	8	0	1	0	0	0	5
1	Trey Stewart		06:59	0-0	0-0	0-0	0	0	0	1	0	0	1	0	2	0	0	12
51	Jared McGregor		02:01	1-2	1-2	1-2	0	0	0	0	1	4	0	0	0	0	0	3
12	Townsend Tripple		01:34	0-0	0-0	0-0	0	0	0	0	0	0	0	0	0	0	0	2
20	Max Triplett		01:34	0-0	0-0	0-0	1	0	1	1	0	0	1	0	0	0	0	2
Team							1	1	2			0		0				
Totals				34-63	15-34	20-26	10	35	45	13	20	103	25	11	9	1	1	46

Technical Fouls: Keita 1st6:13

Shooting By Period			
1st	FG%	18-34	52.9%
	3PT%	8-18	44.4%
	FT%	6-9	66.7%
2nd	FG%	16-29	55.2%
	3PT%	7-16	43.8%
	FT%	14-17	82.4%
GM	FG%	34-63	54.0%
	3PT%	15-34	44.1%
	FT%	20-26	76.9%

Dead Ball Rebounds: 3, 0

	FAM	BYU
Biggest lead	5 (1st 16:52)	48 (2nd 0:12)
Best Scoring Run	9(2nd 11:21)	22(1st 10:22)
Lead Changes	1	
Times Tied	2	
Time with Lead	03:10	34:35

Points from	FAM	BYU
Turnovers	14	26
Paint	14	36
Second Chance	0	14
Fast Breaks	9	11
Bench	35	41

Period by Period Scoring		1st	2nd	TOT
	FAM	21	36	57
	BYU	50	53	103

LIVESTATS BY GENIUS SPORTS

GAME 12

Arizona St. - 56 Record: 9-3 (0-1)

NO.	Name		Min	FG M-A	3P M-A	FT M-A	Rebounds OR	DR	TOT	Fouls PF	FD	TP	AS	TO	ST	Blocks BS	BA	+/-
8	Basheer Jihad	F	17:05	2-6	0-2	2-2	0	2	2	3	3	6	0	3	1	0	1	-22
21	Jayden Quaintance	F	33:34	4-7	0-2	0-0	4	2	6	1	2	8	1	3	1	0	0	-20
1	Alston Mason	G	34:56	2-12	2-8	3-4	2	0	2	1	2	9	3	1	2	0	1	-22
10	BJ Freeman	G	29:45	4-11	3-9	0-0	1	4	5	2	0	11	3	1	1	0	0	-16
44	Adam Miller	G	31:16	2-8	0-2	0-0	1	2	3	1	1	4	2	2	2	0	1	-16
3	Joson Sanon		23:40	4-8	0-3	0-0	0	3	3	2	0	8	2	1	1	0	0	-5
9	Shawn Phillips Jr.		13:54	1-1	0-0	0-0	2	1	3	2	0	2	0	2	0	0	0	3
5	Amier Ali		15:51	2-4	1-3	3-4	0	1	1	2	3	8	0	0	2	0	0	-2
Team							1	2	3			0		0				
Totals				21-57	6-29	8-10	11	17	28	15	11	56	11	13	10	0	3	-20

Technical Fouls: Ali 2nd7:42Coach 2nd7:42

Shooting By Period			
1st	FG%	10-31	32.3%
	3PT%	2-15	13.3%
	FT%	4-4	100%
2nd	FG%	11-26	42.3%
	3PT%	4-14	28.6%
	FT%	4-6	66.7%
GM	FG%	21-57	36.8%
	3PT%	6-29	20.7%
	FT%	8-10	80.0%

Dead Ball Rebounds: 2, 0

BYU - 76 Record: 10-2 (1-0)

NO.	Name		Min	FG M-A	3P M-A	FT M-A	Rebounds OR	DR	TOT	Fouls PF	FD	TP	AS	TO	ST	Blocks BS	BA	+/-
6	Kanon Catchings	F	22:48	4-9	3-7	0-0	0	2	2	2	1	11	0	1	1	1	0	25
13	Keba Keita	C	21:25	4-5	0-0	1-1	5	5	10	1	3	9	0	1	0	1	0	17
3	Egor Demin	G	30:27	2-8	0-5	0-0	0	4	4	0	3	4	7	5	2	0	0	18
15	Richie Saunders	G	30:13	11-18	6-11	2-3	2	4	6	0	2	30	1	0	1	1	0	23
30	Dallin Hall	G	25:08	1-3	1-2	0-0	3	1	4	0	1	3	3	1	2	0	0	14
21	Trevin Knell		16:32	0-2	0-2	4-5	0	2	2	2	2	4	0	1	0	0	0	2
0	Mawot Mag		09:35	1-3	0-1	0-0	0	0	0	2	0	2	0	1	1	0	0	2
45	Fousseyni Traore		17:37	2-3	0-0	0-1	1	3	4	0	1	4	1	2	1	0	0	3
25	Dawson Baker		21:02	3-7	0-4	3-4	0	3	3	2	0	9	5	2	1	0	0	-1
1	Trey Stewart		02:10	0-0	0-0	0-0	0	0	0	1	0	0	0	0	0	0	0	-2
2	Elijah Crawford		01:07	0-0	0-0	0-0	0	0	0	1	0	0	0	0	0	0	0	-1
4	Brody Kozlowski		00:58	0-0	0-0	0-0	0	0	0	0	0	0	0	0	0	0	0	0
20	Max Triplett		00:58	0-0	0-0	0-0	0	0	0	0	0	0	0	0	0	0	0	0
Team							2	1	3			0		0				
Totals				28-58	10-32	10-14	13	25	38	11	13	76	17	14	9	3	0	20

Technical Fouls::NONE

Shooting By Period			
1st	FG%	11-30	36.7%
	3PT%	6-20	30.0%
	FT%	3-4	75%
2nd	FG%	17-28	60.7%
	3PT%	4-12	33.3%
	FT%	7-10	70%
GM	FG%	28-58	48.3%
	3PT%	10-32	31.3%
	FT%	10-14	71.4%

Dead Ball Rebounds: 4, 0

	ASU	BYU
Biggest lead	0 (1st 20:00)	22 (2nd 0:28)
Best Scoring Run	7(1st 4:36)	9(2nd 17:05)
Lead Changes	0	
Times Tied	0	
Time with Lead	00:00	39:07

Points from	ASU	BYU
Turnovers	17	19
Paint	24	36
Second Chance	6	16
Fast Breaks	13	12
Bench	18	19

Period by Period Scoring		1st	2nd	TOT
	ASU	26	30	56
	BYU	31	45	76

LIVESTATS BY GENIUS SPORTS

Cougars

GAME 13

BYU - 55 Record: 10-3 (1-1)

NO.	Name		Min	FG M-A	3P M-A	FT M-A	Rebounds OR	DR	TOT	Fouls PF	FD	TP	AS	TO	ST	Blocks BS	BA	+/-
6	Kanon Catchings	F	25:35	2-5	1-3	1-2	2	0	2	2	2	6	1	0	1	1	1	-28
13	Keba Keita	C	19:55	3-7	0-0	0-0	1	0	1	3	2	6	0	0	0	1	2	-19
3	Egor Demin	G	25:51	1-6	0-3	1-2	0	3	3	1	1	3	7	3	1	0	0	-31
15	Richie Saunders	G	22:22	3-8	1-5	2-3	0	2	2	1	4	9	1	2	1	0	1	-16
30	Dallin Hall	G	24:19	1-1	1-1	4-4	0	0	0	2	2	7	0	3	0	0	0	-12
25	Dawson Baker		17:57	2-7	0-3	0-0	0	1	1	2	1	4	1	2	1	0	1	-15
45	Fousseyni Traore		19:31	0-3	0-0	1-2	1	5	6	0	1	1	3	3	0	0	1	-18
5	Mihailo Boskovic		12:35	1-2	1-2	2-2	0	2	2	0	2	5	1	0	0	0	0	-6
21	Trevin Knell		15:53	4-6	4-6	0-0	0	1	1	3	0	12	0	0	0	0	0	-8
0	Mawot Mag		05:46	1-2	0-0	0-0	0	0	0	1	0	2	0	1	1	0	1	-5
4	Brody Kozlowski		04:12	0-1	0-1	0-0	0	0	0	0	0	0	0	0	0	0	0	1
1	Trey Stewart		03:03	0-0	0-0	0-0	0	0	0	0	0	0	0	0	1	0	0	1
2	Elijah Crawford		03:03	0-0	0-0	0-0	0	0	0	0	0	0	0	0	0	0	0	1
Team							3	3	6			0		1				
Totals				18-48	8-24	11-15	7	17	24	15	15	55	14	15	6	2	7	-31

Technical Fouls::NONE

Shooting By Period		
1st FG%	8-22	36.4%
3PT%	4-14	28.6%
FT%	2-4	50%
2nd FG%	10-26	38.5%
3PT%	4-10	40.0%
FT%	9-11	81.8%
GM FG%	18-48	37.5%
3PT%	8-24	33.3%
FT%	11-15	73.3%

Dead Ball Rebounds: 5, 0

Houston - 86 Record: 10-3 (2-0)

NO.	Name		Min	FG M-A	3P M-A	FT M-A	Rebounds OR	DR	TOT	Fouls PF	FD	TP	AS	TO	ST	Blocks BS	BA	+/-
11	Joseph Tugler	F	18:27	1-1	0-0	3-4	3	2	5	5	3	5	0	3	0	2	0	19
13	J'Wan Roberts	F	24:54	3-4	0-0	0-0	2	4	6	1	2	6	2	3	2	0	0	32
4	LJ Cryer	G	27:11	3-11	3-9	0-0	0	0	0	0	1	9	2	1	1	0	0	28
7	Milos Uzan	G	31:04	2-9	2-6	1-2	0	2	2	0	1	7	8	0	2	0	1	26
21	Emanuel Sharp	G	20:07	5-9	4-8	4-4	0	3	3	3	4	18	1	0	1	0	0	17
5	Ja'Vier Francis		19:01	4-6	0-0	1-2	3	2	5	2	2	9	0	1	1	3	0	14
23	Terrance Arceneaux		22:59	5-9	4-5	1-2	3	3	6	0	1	15	1	0	2	0	1	14
8	Mylik Wilson		17:11	5-5	2-2	0-0	2	2	4	0	0	12	0	1	0	0	0	3
25	Mercy Miller		10:42	0-2	0-1	2-2	1	1	2	2	1	2	1	1	0	1	0	4
0	Kordelius Jefferson		04:12	1-3	1-3	0-0	0	0	0	0	0	3	0	1	0	0	0	-1
2	Cedric Lath		04:12	0-0	0-0	0-0	0	0	0	2	0	0	0	0	0	1	0	-1
Team							1	3	4			0		0				
Totals				29-59	16-34	12-16	15	22	37	15	15	86	15	11	9	7	2	31

Technical Fouls::NONE

Shooting By Period		
1st FG%	14-31	45.2%
3PT%	5-16	31.3%
FT%	6-9	66.7%
2nd FG%	15-28	53.6%
3PT%	11-18	61.1%
FT%	6-7	85.7%
GM FG%	29-59	49.2%
3PT%	16-34	47.1%
FT%	12-16	75.0%

Dead Ball Rebounds: 2, 0

	BYU	HOU
Biggest lead	0 (1st 20:00)	34 (2nd 7:34)
Best Scoring Run	5(2nd 5:50)	9(2nd 12:13)
Lead Changes	0	
Times Tied	2	
Time with Lead	00:00	36:57

Points from	BYU	HOU
Turnovers	5	24
Paint	18	24
Second Chance	7	18
Fast Breaks	4	13
Bench	24	41

Period by Period Scoring	1st	2nd	TOT
BYU	22	33	55
HOU	39	47	86

LIVESTATS BY GENIUS SPORTS

GAME 14

Texas Tech - 72 Record: 11-3 (2-1)

NO.	Name		Min	FG M-A	3P M-A	FT M-A	Rebounds OR	DR	TOT	Fouls PF	FD	TP	AS	TO	ST	Blocks BS	BA	+/-
5	Darrion Williams	F	36:06	7-11	2-4	2-4	3	4	7	1	5	18	4	3	2	0	0	10
15	JT Toppin	F	17:43	2-7	0-0	1-2	0	0	0	3	2	5	0	0	0	0	2	-11
0	Chance McMillian	G	32:12	5-9	2-6	4-6	1	7	8	3	3	16	0	1	0	0	0	6
3	Elijah Hawkins	G	36:53	7-12	6-9	2-2	2	2	4	2	1	22	5	0	1	0	0	6
24	Kerwin Walton	G	07:45	0-1	0-1	0-0	0	2	2	1	0	0	0	0	0	0	0	-7
1	Kevin Overton		25:00	2-6	0-3	1-2	0	4	4	3	1	5	0	1	0	0	0	8
33	Federiko Federiko		23:57	2-5	0-0	0-0	4	3	7	3	1	4	1	2	0	1	0	14
4	Christian Anderson		20:24	1-7	0-5	0-0	0	1	1	3	0	2	2	2	2	0	0	-1
Team							4	2	6			0		0				
Totals				26-58	10-28	10-16	14	25	39	19	13	72	12	9	5	1	2	5

Technical Fouls::NONE

Shooting By Period		
1st FG%	11-30	36.7%
3PT%	5-16	31.3%
FT%	5-6	83.3%
2nd FG%	15-28	53.6%
3PT%	5-12	41.7%
FT%	5-10	50%
GM FG%	26-58	44.8%
3PT%	10-28	35.7%
FT%	10-16	62.5%

Dead Ball Rebounds: 1, 0

BYU - 67 Record: 10-4 (1-2)

NO.	Name		Min	FG M-A	3P M-A	FT M-A	Rebounds OR	DR	TOT	Fouls PF	FD	TP	AS	TO	ST	Blocks BS	BA	+/-
6	Kanon Catchings	F	18:45	2-4	0-2	2-4	1	1	2	2	2	6	0	0	0	0	0	12
13	Keba Keita	C	16:43	1-3	0-0	0-2	3	7	10	3	1	2	1	0	1	0	1	-9
3	Egor Demin	G	29:07	4-12	1-5	3-4	0	4	4	1	3	12	6	2	2	0	0	2
15	Richie Saunders	G	27:54	2-4	0-2	2-2	2	0	2	1	3	6	3	1	2	1	0	-17
30	Dallin Hall	G	28:50	2-6	1-5	1-2	0	3	3	1	2	6	1	3	1	0	0	-13
0	Mawot Mag		20:31	5-9	1-4	0-0	3	2	5	2	0	11	1	0	1	0	0	-11
21	Trevin Knell		21:07	2-6	0-3	0-2	0	2	2	1	4	4	1	0	0	1	0	0
25	Dawson Baker		12:47	1-2	1-1	0-0	0	1	1	1	0	3	0	1	0	0	0	8
45	Fousseyni Traore		23:30	5-10	0-0	4-5	2	3	5	1	4	14	0	1	0	0	0	2
1	Trey Stewart		00:46	1-1	1-1	0-0	0	0	0	0	0	3	0	0	0	0	0	1
Team							2	0	2			0		0				
Totals				25-57	5-23	12-21	13	23	36	13	19	67	13	8	7	2	1	-5

Technical Fouls::NONE

Shooting By Period		
1st FG%	13-28	46.4%
3PT%	2-11	18.2%
FT%	6-12	50%
2nd FG%	12-29	41.4%
3PT%	3-12	25.0%
FT%	6-9	66.7%
GM FG%	25-57	43.9%
3PT%	5-23	21.7%
FT%	12-21	57.1%

Dead Ball Rebounds: 3, 0

	TTU	BYU
Biggest lead	8 (2nd 0:15)	5 (2nd 8:20)
Best Scoring Run	6(2nd 13:49)	7(2nd 11:26)
Lead Changes	15	
Times Tied	10	
Time with Lead	16:13	19:09

Points from	TTU	BYU
Turnovers	12	11
Paint	30	40
Second Chance	7	18
Fast Breaks	12	8
Bench	11	35

Period by Period Scoring	1st	2nd	TOT
TTU	32	40	72
BYU	34	33	67

LIVESTATS BY GENIUS SPORTS

GAME 15

BYU - 67 Record: 10-5 (1-3)

NO.	Name		Min	FG M-A	3P M-A	FT M-A	Rebounds OR	DR	TOT	Fouls PF	FD	TP	AS	TO	ST	Blocks BS	BA	+/-
6	Kanon Catchings	F	09:09	1-1	0-0	1-2	0	2	2	2	1	3	0	3	1	0	0	-5
13	Keba Keita	C	19:24	2-2	0-0	0-0	1	6	7	2	0	4	0	0	0	1	0	3
3	Egor Demin	G	27:59	3-8	0-3	2-3	0	2	2	3	3	8	4	4	0	0	1	-3
15	Richie Saunders	G	36:02	9-13	5-7	3-4	2	4	6	3	3	26	0	2	0	0	0	0
21	Trevin Knell	G	19:39	1-5	1-5	2-2	0	0	0	2	2	5	2	2	0	0	0	-9
25	Dawson Baker		18:01	2-6	1-3	0-0	0	3	3	2	0	5	2	2	0	0	0	-7
0	Mawot Mag		24:36	1-4	0-2	3-4	1	2	3	1	2	5	0	0	1	2	1	8
30	Dallin Hall		23:37	2-4	2-4	0-0	0	1	1	0	1	6	6	1	0	0	0	1
45	Fousseyni Traore		20:42	1-3	0-0	3-4	0	7	7	2	2	5	2	1	0	0	0	-8
1	Trey Stewart		00:26	0-0	0-0	0-0	0	0	0	0	0	0	0	0	0	0	0	0
2	Elijah Crawford		00:25	0-0	0-0	0-0	0	0	0	0	0	0	0	0	0	0	0	0
Team							3	1	4			0		1				
Totals				22-46	9-24	14-19	7	28	35	17	14	67	16	16	2	3	2	-4

Technical Fouls::NONE

Shooting By Period		
1st FG%	12-30	40.0%
3PT%	7-12	58.3%
FT%	3-7	42.9%
2nd FG%	13-29	44.8%
3PT%	2-12	16.7%
FT%	9-12	75%
GM FG%	25-59	42.4%
3PT%	9-24	37.5%
FT%	12-19	63.2%

Dead Ball Rebounds: 4, 1

TCU - 71 Record: 9-6 (2-2)

NO.	Name		Min	FG M-A	3P M-A	FT M-A	Rebounds OR	DR	TOT	Fouls PF	FD	TP	AS	TO	ST	Blocks BS	BA	+/-
5	Micah Robinson	F	16:14	2-5	1-3	5-5	1	0	1	2	3	10	1	0	0	0	0	2
15	David Punch	F	17:36	2-6	0-0	3-4	3	1	4	4	5	7	1	1	0	0	1	1
8	Ernest Udeh Jr.	C	29:18	1-1	0-0	0-2	0	3	3	1	2	2	1	2	1	2	0	4
3	Vasean Allette	G	35:41	5-15	1-6	0-2	0	3	3	1	2	11	5	0	3	0	1	4
21	Noah Reynolds	G	33:24	8-18	3-6	2-2	0	2	2	1	1	21	3	0	2	0	1	0
0	Brendan Wenzel		28:04	3-6	3-6	0-0	0	1	1	0	1	9	2	2	0	0	0	3
13	Trazarien White		20:57	3-4	1-2	2-3	1	3	4	3	2	9	1	0	1	0	0	8
1	Isaiah Manning		05:16	0-1	0-1	0-0	0	0	0	1	0	0	0	0	0	0	0	-3
32	Malick Diallo		10:41	1-3	0-0	0-1	0	0	0	1	1	2	0	0	0	0	0	0
41	Jace Posey		02:49	0-0	0-0	0-0	0	0	0	0	0	0	0	0	2	0	0	1
Team							1	5	6			0		1				
Totals				25-59	9-24	12-19	6	18	24	14	17	71	14	6	9	2	3	4

Technical Fouls::NONE

Shooting By Period		
1st FG%	12-30	40.0%
3PT%	7-12	58.3%
FT%	3-7	42.9%
2nd FG%	13-29	44.8%
3PT%	2-12	16.7%
FT%	9-12	75%
GM FG%	25-59	42.4%
3PT%	9-24	37.5%
FT%	12-19	63.2%

Dead Ball Rebounds: 6, 0

	BYU	TCU
Biggest lead	6 (2nd 18:47)	10 (1st 5:15)
Best Scoring Run	14(1st 0:26)	10(1st 5:15)
Lead Changes	17	
Times Tied	12	
Time with Lead	13:27	16:27

Points from	BYU	TCU
Turnovers	6	17
Paint	26	28
Second Chance	6	2
Fast Breaks	12	6
Bench	21	20

Period by Period Scoring	1st	2nd	TOT
BYU	37	30	67
TCU	34	37	71

LIVESTATS BY GENIUS SPORTS

Cougars

2024-25 OVERALL STATS

Game Records

Record	Overall	Home	Away	Neutral
ALL GAMES	10-5	8-1	0-3	2-1
CONFERENCE	1-3	1-1	0-2	0-0
NON-CONFERENCE	9-2	7-0	0-1	2-1

Score by Periods

Team	1st	2nd	OT	TOT
BYU	599	600	8	1207
Opponents	463	515	19	997

Team Box Score

No.	Player				Total		3-Point		F-Throw		Rebounds											
		GP-GS	MIN	AVG	FG-FGA	FG%	3FG-3FGA	3FG%	FT-FTA	FT%	OFF	DEF	TOT	AVG	PF	DQ	A	TO	BLK	STL	PTS	AVG
15	SAUNDERS, Richie	14-14	365:46	26.1	71-137	.518	30-70	.429	22-31	.710	13	42	55	3.9	21	0	16	13	7	18	194	13.9
3	DEMIN, Egor	12-12	346:21	28.9	47-109	.431	16-55	.291	23-34	.676	6	44	50	4.2	13	0	70	33	6	18	133	11.1
6	CATCHINGS, Kanon	15-15	356:42	23.8	54-131	.412	26-80	.325	15-31	.484	17	32	49	3.3	21	0	18	17	11	11	149	9.9
45	TRAORE, Fousseyni	15-1	290:40	19.4	57-93	.613	1-3	.333	32-38	.842	33	65	98	6.5	23	0	30	19	8	4	147	9.8
21	KNELL, Trevin	15-8	304:59	20.3	45-93	.484	31-73	.425	23-30	.767	8	27	35	2.3	29	0	13	11	1	11	144	9.6
25	BAKER, Dawson	15-0	282:31	18.8	47-102	.461	19-52	.365	12-17	.706	7	26	33	2.2	21	0	27	20	0	9	125	8.3
30	HALL, Dallin	11-10	292:13	26.6	24-62	.387	15-42	.357	13-17	.765	10	21	31	2.8	15	1	44	19	0	7	76	6.9
13	KEITA, Keba	14-14	273:30	19.5	40-63	.635	0-0	.000	12-29	.414	41	77	118	8.4	29	0	14	12	10	7	92	6.6
0	MAG, Mawot	13-1	160:54	12.4	21-41	.512	6-18	.333	12-14	.857	11	9	20	1.5	21	0	5	3	5	8	60	4.6
5	BOSKOVIC, Mihailo	12-0	176:41	14.7	16-43	.372	6-26	.231	13-16	.813	5	22	27	2.3	8	0	6	13	3	5	51	4.3
2	CRAWFORD, Elijah	13-0	94:04	7.2	6-21	.286	1-8	.125	5-7	.714	5	8	13	1.0	15	0	12	6	0	6	18	1.4
51	MCGREGOR, Jared	4-0	05:56	1.5	1-4	.250	1-4	.250	1-2	.500	0	0	0	0.0	0	0	1	0	0	0	4	1.0
4	KOZLOWSKI, Brody	8-0	28:16	3.5	2-4	.500	2-4	.500	2-2	1.000	0	4	4	0.5	1	0	0	1	0	1	8	1.0
1	STEWART, Trey	9-0	32:30	3.6	2-4	.500	2-4	.500	0-0	.000	1	1	2	0.2	4	0	1	1	0	3	6	0.7
12	TRIPPLE, Townsend	4-0	05:29	1.4	0-0	.000	0-0	.000	0-0	.000	0	1	1	0.3	1	0	0	0	1	0	0	0.0
20	TRIPLETT, Max	6-0	08:29	1.4	0-1	.000	0-0	.000	0-0	.000	3	3	6	1.0	1	0	1	0	1	0	0	0.0
Team											27	28	55					10				
Total		**15**	**3025**		**433-908**	**.477**	**156-439**	**.355**	**185-268**	**.690**	**187**	**410**	**597**	**39.8**	**223**	**1**	**258**	**178**	**53**	**108**	**1207**	**80.5**
Opponents		**15**	**3025**		**347-837**	**.415**	**138-392**	**.352**	**165-234**	**.705**	**113**	**331**	**444**	**29.6**	**246**	**3**	**186**	**190**	**32**	**95**	**997**	**66.5**

Team Statistics

	BYU	OPP
Scoring	**1207**	**997**
Points per game	80.5	66.5
Scoring margin	+14.0	-
Field goals-att	**433-908**	**347-837**
Field goal pct	.477	.415
3 point fg-att	**156-439**	**138-392**
3-point FG pct	.355	.352
3-pt FG made per game	10.4	9.2
Free throws-att	**185-268**	**165-234**
Free throw pct	.690	.705
F-Throws made per game	12.3	11.0
Rebounds	**597**	**444**
Rebounds per game	39.8	29.6
Rebounding margin	+10.2	-
Assists	**258**	**186**
Assists per game	17.2	12.4
Turnovers	**178**	**190**
Turnovers per game	11.9	12.7
Turnover margin	+0.8	-
Assist/turnover ratio	1.4	1.0
Steals	**108**	**95**
Steals per game	7.2	6.3
Blocks	**53**	**32**
Blocks per game	3.5	2.1
Winning streak	**0**	**-**
Home win streak	0	-
Attendance	**150248**	**23792**
Home games-Avg/Game	9-16694	3-7931
Neutral site-Avg/Game	-	3-6406

Team Results

Date	Opponent		Score	Att.
11/05/2024	Central Ark.	W	88-50	16941
11/08/2024	UC Riverside	W	86-80	17381
11/13/2024	Queens (NC)	W	99-55	16789
11/16/2024	Idaho	W	95-71	16456
11/23/2024	Mississippi Val.	W	87-43	16954
11/28/2024	vs Ole Miss	Lot	85-96	4000
11/29/2024	vs NC State	W	72-61	4000
12/03/2024	at Providence	L	64-83	12005
12/11/2024	Fresno St.	W	95-67	15950
12/14/2024	vs Wyoming	W	68-49	11217
12/20/2024	Florida A&M	W	103-57	15544
12/31/2024	Arizona St.	W	76-56	16926
01/04/2025	at Houston	L	55-86	7035
01/07/2025	Texas Tech	L	67-72	17307
01/11/2025	at TCU	L	67-71	4752

2024-25 BIG 12 STATS

Game Records

Record	Overall	Home	Away	Neutral
ALL GAMES	1-3	1-1	0-2	0-0
CONFERENCE	1-3	1-1	0-2	0-0
NON-CONFERENCE	0-0	0-0	0-0	0-0

Score by Periods

Team	1st	2nd	OT	TOT
BYU	124	141	0	265
Opponents	131	154	0	285

Team Box Score

No.	Player				Total		3-Point		F-Throw		Rebounds											
		GP-GS	MIN	AVG	FG-FGA	FG%	3FG-3FGA	3FG%	FT-FTA	FT%	OFF	DEF	TOT	AVG	PF	DQ	A	TO	BLK	STL	PTS	AVG
15	SAUNDERS, Richie	4-4	116:32	29.1	25-43	.581	12-25	.480	9-12	.750	6	10	16	4.0	5	0	5	5	2	4	71	17.8
3	DEMIN, Egor	4-4	113:24	28.4	10-34	.294	1-16	.063	6-9	.667	0	13	13	3.3	5	0	24	14	0	5	27	6.8
6	CATCHINGS, Kanon	4-4	76:17	19.1	9-19	.474	4-12	.333	4-8	.500	3	5	8	2.0	8	0	1	4	2	3	26	6.5
21	KNELL, Trevin	4-1	73:10	18.3	7-19	.368	5-16	.313	6-9	.667	0	5	5	1.3	8	0	3	3	1	0	25	6.3
45	TRAORE, Fousseyni	4-0	81:20	20.3	8-19	.421	0-0	.000	8-12	.667	4	18	22	5.5	3	0	6	7	0	1	24	6.0
30	HALL, Dallin	4-3	101:53	25.5	6-14	.429	5-12	.417	5-6	.833	3	5	8	2.0	3	0	10	8	0	3	22	5.5
25	BAKER, Dawson	4-0	69:47	17.4	8-22	.364	2-11	.182	3-4	.750	0	8	8	2.0	7	0	8	7	0	2	21	5.3
13	KEITA, Keba	4-4	77:27	19.4	10-17	.588	0-0	.000	1-3	.333	10	18	28	7.0	9	0	1	1	3	1	21	5.3
0	MAG, Mawot	4-0	60:27	15.1	8-18	.444	1-7	.143	3-4	.750	4	4	8	2.0	6	0	1	2	2	4	20	5.0
5	BOSKOVIC, Mihailo	1-0	12:35	12.6	1-2	.500	1-2	.500	2-2	1.000	0	2	2	2.0	0	0	1	0	0	0	5	5.0
1	STEWART, Trey	4-0	06:26	1.6	1-1	1.000	1-1	1.000	0-0	.000	0	0	0	0.0	1	0	0	0	0	1	3	0.8
2	CRAWFORD, Elijah	3-0	04:36	1.5	0-0	.000	0-0	.000	0-0	.000	0	0	0	0.0	1	0	0	0	0	0	0	0.0
4	KOZLOWSKI, Brody	2-0	05:10	2.6	0-1	.000	0-1	.000	0-0	.000	0	0	0	0.0	0	0	0	0	0	0	0	0.0
20	TRIPLETT, Max	1-0	00:58	1.0	0-0	.000	0-0	.000	0-0	.000	0	0	0	0.0	0	0	0	0	0	0	0	0.0
	Team										10	5	15					2				
	Total	**4**	**800**		**93-209**	**.445**	**32-103**	**.311**	**47-69**	**.681**	**40**	**93**	**133**	**33.3**	**56**	**0**	**60**	**53**	**10**	**24**	**265**	**66.3**
	Opponents	**4**	**800**		**101-233**	**.433**	**41-115**	**.357**	**42-61**	**.689**	**46**	**82**	**128**	**32.0**	**62**	**1**	**52**	**39**	**10**	**33**	**285**	**71.3**

Team Statistics

	BYU	OPP
Scoring	**265**	**285**
Points per game	66.3	71.3
Scoring margin	-5.0	-
Field goals-att	**93-209**	**101-233**
Field goal pct	.445	.433
3 point fg-att	**32-103**	**41-115**
3-point FG pct	.311	.357
3-pt FG made per game	8.0	10.3
Free throws-att	**47-69**	**42-61**
Free throw pct	.681	.689
F-Throws made per game	11.8	10.5
Rebounds	**133**	**128**
Rebounds per game	33.3	32.0
Rebounding margin	+1.3	-
Assists	**60**	**52**
Assists per game	15.0	13.0
Turnovers	**53**	**39**
Turnovers per game	13.3	9.8
Turnover margin	-3.5	-
Assist/turnover ratio	1.1	1.3
Steals	**24**	**33**
Steals per game	6.0	8.3
Blocks	**10**	**10**
Blocks per game	2.5	2.5
Winning streak	**0**	**-**
Home win streak	0	-
Attendance	**34233**	**11787**
Home games-Avg/Game	2-17117	2-5894
Neutral site-Avg/Game	-	0-0

Team Results

Date	Opponent		Score	Att.
12/31/2024	Arizona St.	W	76-56	16926
01/04/2025	at Houston	L	55-86	7035
01/07/2025	Texas Tech	L	67-72	17307
01/11/2025	at TCU	L	67-71	4752

2024-25 HOME STATS

Game Records

Record	Overall	Home	Away	Neutral
ALL GAMES	8-1	8-1	0-0	0-0
CONFERENCE	1-1	1-1	0-0	0-0
NON-CONFERENCE	7-0	7-0	0-0	0-0

Score by Periods

Team	1st	2nd	OT	TOT
BYU	392	404	0	796
Opponents	253	298	0	551

Team Box Score

No.	Player				Total		3-Point		F-Throw		Rebounds											
		GP-GS	MIN	AVG	FG-FGA	FG%	3FG-3FGA	3FG%	FT-FTA	FT%	OFF	DEF	TOT	AVG	PF	DQ	A	TO	BLK	STL	PTS	AVG
15	SAUNDERS, Richie	8-8	220:16	27.5	47-87	.540	19-44	.432	8-14	.571	9	27	36	4.5	9	0	14	7	7	11	121	15.1
3	DEMIN, Egor	7-7	206:24	29.5	35-65	.538	14-33	.424	8-14	.571	2	26	28	4.0	3	0	49	18	4	16	92	13.1
6	CATCHINGS, Kanon	9-9	220:46	24.5	39-91	.429	17-58	.293	10-19	.526	7	24	31	3.4	7	0	13	9	8	9	105	11.7
45	TRAORE, Fousseyni	9-1	179:30	19.9	40-61	.656	1-3	.333	18-22	.818	27	42	69	7.7	12	0	19	11	7	3	99	11.0
21	KNELL, Trevin	9-6	187:22	20.8	27-59	.458	17-44	.386	17-24	.708	7	23	30	3.3	13	0	8	8	1	9	88	9.8
30	HALL, Dallin	5-5	132:13	26.4	15-34	.441	10-24	.417	6-9	.667	5	13	18	3.6	4	0	21	7	0	5	46	9.2
25	BAKER, Dawson	9-0	163:33	18.2	29-57	.509	13-33	.394	9-12	.750	3	10	13	1.4	10	0	20	9	0	6	80	8.9
13	KEITA, Keba	8-8	150:35	18.8	28-37	.757	0-0	.000	9-21	.429	26	52	78	9.8	16	0	9	10	6	5	65	8.1
0	MAG, Mawot	8-1	97:04	12.1	15-30	.500	3-12	.250	7-8	.875	8	4	12	1.5	15	0	4	2	2	5	40	5.0
5	BOSKOVIC, Mihailo	7-0	108:55	15.6	11-29	.379	2-16	.125	7-9	.778	1	16	17	2.4	6	0	4	8	3	5	31	4.4
1	STEWART, Trey	4-0	19:16	4.8	2-2	1.000	2-2	1.000	0-0	.000	0	1	1	0.3	3	0	1	1	0	2	6	1.5
2	CRAWFORD, Elijah	8-0	72:47	9.1	4-16	.250	0-6	.000	3-5	.600	5	7	12	1.5	13	0	12	6	0	6	11	1.4
51	MCGREGOR, Jared	3-0	05:16	1.8	1-4	.250	1-4	.250	1-2	.500	0	0	0	0.0	0	0	1	0	0	0	4	1.3
4	KOZLOWSKI, Brody	6-0	23:24	3.9	2-3	.667	2-3	.667	2-2	1.000	0	4	4	0.7	1	0	0	1	0	1	8	1.3
12	TRIPPLE, Townsend	3-0	04:49	1.6	0-0	.000	0-0	.000	0-0	.000	0	0	0	0.0	0	0	0	0	1	0	0	0.0
20	TRIPLETT, Max	5-0	07:50	1.6	0-1	.000	0-0	.000	0-0	.000	3	3	6	1.2	1	0	1	0	1	0	0	0.0
Team											18	14	32					1				
Total		**9**	**1800**		**295-576**	**.512**	**101-282**	**.358**	**105-161**	**.652**	**121**	**266**	**387**	**43.0**	**113**	**0**	**176**	**98**	**40**	**83**	**796**	**88.4**
Opponents		**9**	**1800**		**196-508**	**.386**	**81-248**	**.327**	**78-115**	**.678**	**65**	**190**	**255**	**28.3**	**143**	**0**	**115**	**131**	**15**	**58**	**551**	**61.2**

Team Statistics

	BYU	OPP
Scoring	**796**	**551**
Points per game	88.4	61.2
Scoring margin	+27.2	-
Field goals-att	**295-576**	**196-508**
Field goal pct	.512	.386
3 point fg-att	**101-282**	**81-248**
3-point FG pct	.358	.327
3-pt FG made per game	11.2	9.0
Free throws-att	**105-161**	**78-115**
Free throw pct	.652	.678
F-Throws made per game	11.7	8.7
Rebounds	**387**	**255**
Rebounds per game	43.0	28.3
Rebounding margin	+14.7	-
Assists	**176**	**115**
Assists per game	19.6	12.8
Turnovers	**98**	**131**
Turnovers per game	10.9	14.6
Turnover margin	+3.7	-
Assist/turnover ratio	1.8	0.9
Steals	**83**	**58**
Steals per game	9.2	6.4
Blocks	**40**	**15**
Blocks per game	4.4	1.7
Winning streak	**0**	**-**
Home win streak	0	-
Attendance	**150248**	**0**
Home games-Avg/Game	9-16694	0-0
Neutral site-Avg/Game	-	0-0

Team Results

Date	Opponent		Score	Att.
11/05/2024	Central Ark.	W	88-50	16941
11/08/2024	UC Riverside	W	86-80	17381
11/13/2024	Queens (NC)	W	99-55	16789
11/16/2024	Idaho	W	95-71	16456
11/23/2024	Mississippi Val.	W	87-43	16954
12/11/2024	Fresno St.	W	95-67	15950
12/20/2024	Florida A&M	W	103-57	15544
12/31/2024	Arizona St.	W	76-56	16926
01/07/2025	Texas Tech	L	67-72	17307

2024-25 AWAY STATS

Game Records

Record	Overall	Home	Away	Neutral
ALL GAMES	0-3	0-0	0-3	0-0
CONFERENCE	0-2	0-0	0-2	0-0
NON-CONFERENCE	0-1	0-0	0-1	0-0

Score by Periods

Team	1st	2nd	OT	TOT
BYU	93	93	0	186
Opponents	119	121	0	240

Team Box Score

No.	Player				Total		3-Point		F-Throw		Rebounds											
		GP-GS	MIN	AVG	FG-FGA	FG%	3FG-3FGA	3FG%	FT-FTA	FT%	OFF	DEF	TOT	AVG	PF	DQ	A	TO	BLK	STL	PTS	AVG
15	SAUNDERS, Richie	3-3	83:59	28.0	15-29	.517	7-16	.438	5-7	.714	2	9	11	3.7	7	0	1	4	0	3	42	14.0
21	KNELL, Trevin	3-1	51:21	17.1	8-15	.533	8-15	.533	2-2	1.000	0	1	1	0.3	8	0	2	2	0	0	26	8.7
25	BAKER, Dawson	3-0	58:60	19.7	11-24	.458	3-9	.333	0-1	.000	2	6	8	2.7	5	0	3	4	0	2	25	8.3
13	KEITA, Keba	3-3	60:53	20.3	9-18	.500	0-0	.000	1-4	.250	10	8	18	6.0	6	0	0	0	2	1	19	6.3
3	DEMIN, Egor	3-3	75:48	25.3	4-24	.167	0-11	.000	9-11	.818	0	8	8	2.7	4	0	13	8	0	1	17	5.7
30	HALL, Dallin	3-2	73:45	24.6	4-11	.364	3-8	.375	4-4	1.000	1	2	3	1.0	7	1	10	6	0	0	15	5.0
45	TRAORE, Fousseyni	3-0	53:58	18.0	5-14	.357	0-0	.000	4-6	.667	2	13	15	5.0	4	0	6	4	0	0	14	4.7
6	CATCHINGS, Kanon	3-3	57:24	19.1	4-14	.286	2-7	.286	2-5	.400	7	4	11	3.7	5	0	3	4	2	2	12	4.0
0	MAG, Mawot	3-0	39:32	13.2	2-6	.333	0-2	.000	5-6	.833	2	2	4	1.3	5	0	0	1	2	2	9	3.0
5	BOSKOVIC, Mihailo	2-0	26:12	13.1	1-4	.250	1-3	.333	2-3	.667	2	2	4	2.0	0	0	1	0	0	0	5	2.5
2	CRAWFORD, Elijah	3-0	06:53	2.3	0-2	.000	0-0	.000	2-2	1.000	0	1	1	0.3	0	0	0	0	0	0	2	0.7
1	STEWART, Trey	3-0	07:04	2.4	0-1	.000	0-1	.000	0-0	.000	0	0	0	0.0	0	0	0	0	0	1	0	0.0
4	KOZLOWSKI, Brody	1-0	04:12	4.2	0-1	.000	0-1	.000	0-0	.000	0	0	0	0.0	0	0	0	0	0	0	0	0.0
Team											7	7	14					3				
Total		**3**	**600**		**63-163**	**.387**	**24-73**	**.329**	**36-51**	**.706**	**35**	**63**	**98**	**32.7**	**51**	**1**	**39**	**36**	**6**	**12**	**186**	**62.0**
Opponents		**3**	**600**		**79-160**	**.494**	**37-80**	**.463**	**45-61**	**.738**	**23**	**70**	**93**	**31.0**	**50**	**1**	**41**	**27**	**11**	**21**	**240**	**80.0**

Team Statistics

	BYU	OPP
Scoring	**186**	**240**
Points per game	62.0	80.0
Scoring margin	-18.0	-
Field goals-att	**63-163**	**79-160**
Field goal pct	.387	.494
3 point fg-att	**24-73**	**37-80**
3-point FG pct	.329	.463
3-pt FG made per game	8.0	12.3
Free throws-att	**36-51**	**45-61**
Free throw pct	.706	.738
F-Throws made per game	12.0	15.0
Rebounds	**98**	**93**
Rebounds per game	32.7	31.0
Rebounding margin	+1.7	-
Assists	**39**	**41**
Assists per game	13.0	13.7
Turnovers	**36**	**27**
Turnovers per game	12.0	9.0
Turnover margin	-3.0	-
Assist/turnover ratio	1.1	1.5
Steals	**12**	**21**
Steals per game	4.0	7.0
Blocks	**6**	**11**
Blocks per game	2.0	3.7
Winning streak	**0**	**-**
Home win streak	0	-
Attendance	**0**	**23792**
Home games-Avg/Game	0-0	3-7931
Neutral site-Avg/Game	-	0-0

Team Results

Date	Opponent		Score	Att.
12/03/2024	at Providence	L	64-83	12005
01/04/2025	at Houston	L	55-86	7035
01/11/2025	at TCU	L	67-71	4752

2024-25 NEUTRAL STATS

Game Records

Record	Overall	Home	Away	Neutral
ALL GAMES	2-1	0-0	0-0	2-1
CONFERENCE	0-0	0-0	0-0	0-0
NON-CONFERENCE	2-1	0-0	0-0	2-1

Score by Periods

Team	1st	2nd	OT	TOT
BYU	114	103	8	225
Opponents	91	96	19	206

Team Box Score

No.	Player				Total		3-Point		F-Throw		Rebounds											
		GP-GS	MIN	AVG	FG-FGA	FG%	3FG-3FGA	3FG%	FT-FTA	FT%	OFF	DEF	TOT	AVG	PF	DQ	A	TO	BLK	STL	PTS	AVG
3	DEMIN, Egor	2-2	64:10	32.1	8-20	.400	2-11	.182	6-9	.667	4	10	14	7.0	6	0	8	7	2	1	24	12.0
45	TRAORE, Fousseyni	3-0	57:12	19.1	12-18	.667	0-0	.000	10-10	1.000	4	10	14	4.7	7	0	5	4	1	1	34	11.3
6	CATCHINGS, Kanon	3-3	78:32	26.2	11-26	.423	7-15	.467	3-7	.429	3	4	7	2.3	9	0	2	4	1	0	32	10.7
15	SAUNDERS, Richie	3-3	61:31	20.5	9-21	.429	4-10	.400	9-10	.900	2	6	8	2.7	5	0	1	2	0	4	31	10.3
21	KNELL, Trevin	3-1	66:16	22.1	10-19	.526	6-14	.429	4-4	1.000	1	3	4	1.3	8	0	3	1	0	2	30	10.0
25	BAKER, Dawson	3-0	59:58	20.0	7-21	.333	3-10	.300	3-4	.750	2	10	12	4.0	6	0	4	7	0	1	20	6.7
0	MAG, Mawot	2-0	24:18	12.2	4-5	.800	3-4	.750	0-0	.000	1	3	4	2.0	1	0	1	0	1	1	11	5.5
30	HALL, Dallin	3-3	86:15	28.7	5-17	.294	2-10	.200	3-4	.750	4	6	10	3.3	4	0	13	6	0	2	15	5.0
5	BOSKOVIC, Mihailo	3-0	41:34	13.9	4-10	.400	3-7	.429	4-4	1.000	2	4	6	2.0	2	0	1	5	0	0	15	5.0
13	KEITA, Keba	3-3	62:02	20.7	3-8	.375	0-0	.000	2-4	.500	5	17	22	7.3	7	0	5	2	2	1	8	2.7
2	CRAWFORD, Elijah	2-0	14:23	7.2	2-3	.667	1-2	.500	0-0	.000	0	0	0	0.0	2	0	0	0	0	0	5	2.5
1	STEWART, Trey	2-0	06:10	3.1	0-1	.000	0-1	.000	0-0	.000	1	0	1	0.5	1	0	0	0	0	0	0	0.0
51	MCGREGOR, Jared	1-0	00:40	0.7	0-0	.000	0-0	.000	0-0	.000	0	0	0	0.0	0	0	0	0	0	0	0	0.0
12	TRIPPLE, Townsend	1-0	00:40	0.7	0-0	.000	0-0	.000	0-0	.000	0	1	1	1.0	1	0	0	0	0	0	0	0.0
4	KOZLOWSKI, Brody	1-0	00:40	0.7	0-0	.000	0-0	.000	0-0	.000	0	0	0	0.0	0	0	0	0	0	0	0	0.0
20	TRIPLETT, Max	1-0	00:40	0.7	0-0	.000	0-0	.000	0-0	.000	0	0	0	0.0	0	0	0	0	0	0	0	0.0
Team											2	7	9					6				
Total		**3**	**625**		**75-169**	**.444**	**31-84**	**.369**	**44-56**	**.786**	**31**	**81**	**112**	**37.3**	**59**	**0**	**43**	**44**	**7**	**13**	**225**	**75.0**
Opponents		**3**	**625**		**72-169**	**.426**	**20-64**	**.313**	**42-58**	**.724**	**25**	**71**	**96**	**32.0**	**53**	**2**	**30**	**32**	**6**	**16**	**206**	**68.7**

Team Statistics

	BYU	OPP
Scoring	**225**	**206**
Points per game	75.0	68.7
Scoring margin	+6.3	-
Field goals-att	**75-169**	**72-169**
Field goal pct	.444	.426
3 point fg-att	**31-84**	**20-64**
3-point FG pct	.369	.313
3-pt FG made per game	10.3	6.7
Free throws-att	**44-56**	**42-58**
Free throw pct	.786	.724
F-Throws made per game	14.7	14.0
Rebounds	**112**	**96**
Rebounds per game	37.3	32.0
Rebounding margin	+5.3	-
Assists	**43**	**30**
Assists per game	14.3	10.0
Turnovers	**44**	**32**
Turnovers per game	14.7	10.7
Turnover margin	-4.0	-
Assist/turnover ratio	1.0	0.9
Steals	**13**	**16**
Steals per game	4.3	5.3
Blocks	**7**	**6**
Blocks per game	2.3	2.0
Winning streak	**2**	**-**
Home win streak	0	-
Attendance	**0**	**0**
Home games-Avg/Game	0-0	0-0
Neutral site-Avg/Game	-	3-6406

Team Results

Date	Opponent		Score	Att.
11/28/2024	vs Ole Miss	Lot	85-96	4000
11/29/2024	vs NC State	W	72-61	4000
12/14/2024	vs Wyoming	W	68-49	11217

0 MAWOT MAG

muh-WIT

Forward | 6-7 | Senior
Melbourne, Australia
Prolific Prep/Rutgers

	PTS	REB	AST	FG%	3FG%	FT%	MIN
SEA	4.6	1.5	0.4	.512	.333	.857	12.4
OSU	0.0	0.0	0.0	.000	.000	.000	0.0
BIG 12	5.0	2.0	0.3	.444	.143	.750	15.1
CAR	5.4	2.9	0.7	.450	.274	.723	17.0

LAST GAME at TCU (Jan. 11, 2025)

PTS	REB	AST	STL	BLK	MIN
5	3	0	1	2	25

Season-high 11 points in win over Wyoming... tied a career-high with three 3-pointers... spent four seasons at Rutgers... appeared in 80 games including 41 starts... scored 440 points... shooting 44.3 percent from the field, 26.3 percent from three and 70.7 percent from the free throw line... scored in double figures 17 times (12-5) including nine times during his final season in New Jersey... recorded first and only double-double against Iowa on Jan. 6, 2024... finished with 24 points and 10 rebounds against the Hawkeyes, including a career-high five offensive rebounds... born in Sudan, then moved to Melbourne, Australia at two years old...

	PTS	REB	AST	STL	BLK	MIN
Season High	11	5	1 (5x)	1 (8x)	2	25
Career High	24	10	4 (2x)	3 (3x)	2 (4x)	38

1 TREY STEWART

Guard | 6-2 | Senior
American Fork, Utah
American Fork High School

	PTS	REB	AST	FG%	3FG%	FT%	MIN
SEA	0.7	0.2	0.1	.500	.500	.000	3.6
OSU	0.0	0.0	0.0	.000	.000	.000	5.5
BIG 12	0.5	0.5	0.3	.500	.333	.000	4.1
CAR	1.5	1.2	0.8	.321	.188	.550	8.0

LAST GAME at TCU (Jan. 11, 2025)

PTS	REB	AST	STL	BLK	MIN
0	0	0	0	0	1

NABC Honors Court (2024)... Academic All-Big 12 First Team (2024)... WCC All-Academic Honorable Mention (2023)... WCC Commissioner's Honor Roll - Bronze (2022, 2023)... appeared in 64 games including four starts during three year career at BYU... appeared in 26 games as a junior including first career start in season opening win over Houston Christian... also scored a career-high 10 points against the Huskies... had three or more assists four times... multiple steals in three games including career-high three in win over Denver... owner of Default Happiness... has made custom clothing for Dwayne Wade, Jordan Clarkson, Puka Nacua...

	PTS	REB	AST	STL	BLK	MIN
Season High	3 (2x)	1	1	2	0	9
Career High	10	6	8	4	2 (5x)	23

2 ELIJAH CRAWFORD

Guard | 6-2 | Freshman
Augusta, Georgia
Brewster Academy

	PTS	REB	AST	FG%	3FG%	FT%	MIN
SEA	1.4	1.0	0.9	.286	.125	.714	7.2
OSU	0.0	0.0	0.0	.000	.000	.000	0.0
BIG 12	0.0	0.0	0.0	.000	.000	.000	1.5
CAR	1.4	1.0	0.9	.286	.125	.714	7.2

LAST GAME at TCU (Jan. 11, 2025)

PTS	REB	AST	STL	BLK	MIN
0	0	0	0	0	1

Scored a career-high five points in win over Wyoming... prepped at Brewster Academy... named MaxPreps.com New Hampshire Player of the Year as a senior... ranked No. 96 in ESPN 100... four-star recruit (247Sports, On3, ESPN)... averaged 12.0 points, 4.3 assists, 3.4 rebounds and 1.6 steals per game as a senior.... shot 46.0 percent from the field, 40.0 percent from three and 90.0 percent from the free throw line... helped Augusta Christian win the state title as a sophomore... 15U EYBL Peach Jam Champion...cousin, Vonteego Cummings, played at Pitta and overseas...

	PTS	REB	AST	STL	BLK	MIN
Season High	5	4 (2x)	4 (2x)	2 (2x)	0	16
Career High	5	4 (2x)	4 (2x)	2 (2x)	0	16

3 EGOR DEMIN

yay-GORE di-min

Guard | 6-9 | Freshman
Moscow, Russia
Real Madrid

	PTS	REB	AST	FG%	3FG%	FT%	MIN
SEA	11.1	4.2	5.8	.431	.291	.676	28.9
OSU	0.0	0.0	0.0	.000	.000	.000	0.0
BIG 12	6.8	3.3	6.0	.294	.063	.667	28.4
CAR	11.1	4.2	5.8	.431	.291	.676	28.9

LAST GAME at TCU (Jan. 11, 2025)

PTS	REB	AST	STL	BLK	MIN
8	2	4	0	0	28

Big 12 Newcomer of the Week (Nov. 11, Nov. 18)... dished out a BY U debut record 11 assists in win over Central Arkansas... his 11 assists are also tied for the fourth-most by a freshmen... one of two Big 12 freshmen to have 10+ points and 10+ assists in a season opener (Oklahoma's Trae Young)... ranked as 89th best player in college basketball according to ESPN... named one of 25 impact freshman by College Hoops Today...first five-star recruit in program history (247Sports)... 22nd youngest player in NCAA Division I men's basketball... spent three years at Real Madrid... helped them win back-to-back Adidas Next Generation Tournament titles...

	PTS	REB	AST	STL	BLK	MIN
Season High	20	11	11	4	3	37
Career High	20	11	11	4	3	37

4 BRODY KOZLOWSKI

cause-LOU-ski

Forward | 6-8 | Freshman
Draper, Utah
Corner Canyon High School

	PTS	REB	AST	FG%	3FG%	FT%	MIN
SEA	1.0	0.5	0.0	.500	.500	1.000	3.5
OSU	0.0	0.0	0.0	.000	.000	.000	0.0
BIG 12	0.0	0.0	0.0	.000	.000	.000	2.6
CAR	1.0	0.5	0.0	.500	.500	1.000	3.5

LAST GAME at No. 14 Houston (Jan. 4, 2025)

PTS	REB	AST	STL	BLK	MIN
0	0	0	0	0	4

Scored career-high eight points in win over Florida A&M... knocked down two 3-pointers... prepped at Corner Canyon High School... valedictorian... four-star recruit (ESPN, rivals.com)... No. 94 player in ESPN 100... McDonald's All-American nominee... two-time Utah 6A Player of the Year... averaged 24.0 points and 8.6 rebounds per game as a senior... recorded four double-doubles including 29-point, 16-rebound performance against Copper Hills... averaged 16.9 points and 10.9 rebounds per game as a junior... named MaxPreps Utah Player of the Year... Adidas All-American... helped Utah Prospects win Adidas 17U... originally signed with USC prior to joining BYU...

	PTS	REB	AST	STL	BLK	MIN
Season High	8	3	0	1	0	13
Career High	8	3	0	1	0	13

5 MIHAILO BOSKOVIC

mi-HIGH-low boss-KOW-vick

Forward | 6-10 | Junior
Uzice, Serbia
Igokea m:tel

	PTS	REB	AST	FG%	3FG%	FT%	MIN
SEA	4.3	2.3	0.5	.372	.231	.813	14.7
OSU	0.0	0.0	0.0	.000	.000	.000	0.0
BIG 12	5.0	2.0	1.0	.500	.500	1.000	12.6
CAR	4.3	2.3	0.5	.372	.231	.813	14.7

LAST GAME at No. 14 Houston (Jan. 4, 2025)

PTS	REB	AST	STL	BLK	MIN
5	2	1	0	0	13

Made collegiate debut in win over Central Arkansas... finished with 11 points and two blocks in 19 minutes off the bench... 2022 FIBA U20 European Champion, Division B Most Valuable Player... averaged 12.3 points, 6.6 rebounds, 2.1 assists and a block per game helping the Serbia go undefeated and claim title... joined BYU in summer after spending last season with KK Igodea m:tel in Bosnia's top league... spent two seasons at KK Dynamic of the Serbian KLS... appeared in 28 games including 26 starts in 2022-23... averaged 13.1 points, 5.9 rebounds, 1.5 blocks and 1.2 assists per game...

	PTS	REB	AST	STL	BLK	MIN
Season High	11	5	2 (2x)	1 (4x)	2	20
Career High	11	5	2 (2x)	1 (4x)	2	20

6 KANON CATCHINGS

Cannon

Forward | 6-9 | Freshman
Brownsburg, Indiana
Overtime Elite

	PTS	REB	AST	FG%	3FG%	FT%	MIN
SEA	9.9	3.3	1.2	.412	.325	.484	23.8
OSU	0.0	0.0	0.0	.000	.000	.000	0.0
BIG 12	6.5	2.0	0.3	.474	.333	.500	19.1
CAR	9.9	3.3	1.2	.412	.325	.484	23.8

LAST GAME at TCU (Jan. 11, 2025)

PTS	REB	AST	STL	BLK	MIN
3	2	0	1	0	9

10th most 3-point field attempts by freshman in program history... scored career-high 21 points in win over Florida A&M... four-star recruit (ESPN, 247Sports, On3)... No. 35 player in ESPN Top 100... attended Damian Lilliard's Formula Zero during the summer... first player from Indiana to play for Overtime Elite... averaged 14.4 points and 5.7 rebounds per game with OTE's Cold Hearts... prepped at Brownsburg High School... averaged 17.5 points and 4.8 rebounds per game as a junior... Mother, Tauja, played college basketball at Illinois... two-time All-American...

	PTS	REB	AST	STL	BLK	MIN
Season High	21	7	3 (3x)	2 (2x)	3	32
Career High	21	7	3 (3x)	2 (2x)	3	32

7 KHADIM MBOUP

Forward | 6-9 | Freshman
Dakar, Senegal
NBA Academy Africa

	PTS	REB	AST	FG%	3FG%	FT%	MIN
SEA	0.0	0.0	0.0	.000	.000	.000	0.0
OSU	0.0	0.0	0.0	.000	.000	.000	0.0
BIG 12	0.0	0.0	0.0	.000	.000	.000	0.0
CAR	0.0	0.0	0.0	.000	.000	.000	0.0

Joined team in December... spent three three years at Basketball Africa League (BAL)... played under current assistant coach Will Voigt... averaged 7.7 points and 5.7 rebounds per game for NBA Academy Africa in 2023 Road to BAL qualifying... ranked third in steals per game (2.5) at 2023 NBA Academy Games... also averaged 6.3 rebounds per contest...

	PTS	REB	AST	STL	BLK	MIN
Season High	0	0	0	0	0	0
Career High	0	0	0	0	0	0

12 TOWNSEND TRIPPLE

Forward | 6-8 | Sophomore
Meridian, Idaho
Rocky Mountain High School

	PTS	REB	AST	FG%	3FG%	FT%	MIN
SEA	0.0	0.3	0.0	.000	.000	.000	1.4
OSU	3.0	2.0	0.0	.500	.500	.000	8.0
BIG 12	1.5	1.0	0.0	.500	.500	.000	4.7
CAR	1.2	0.8	0.1	.500	.143	.900	3.0

LAST GAME vs. Florida A&M (Dec. 20, 2024)

PTS	REB	AST	STL	BLK	MIN
0	0	0	0	0	2

Made collegiate debut in season opener against Houston Christian... appeared in 14 of 34 games as a redshirt freshman... scored a career-high six points in win over Bellarmine... returned from two-year mission for the Church of Jesus Christ of Latter-Day Saints in Cordoba, Argentina during the summer... wore No. 24 as a true freshman in 2020-21... did not appear in a game... graduated from Rocky Mountain High School... averaged 15 points, 6.1 rebounds and 1.3 blocks as a senior... first team all-state... four-time All Academic... Eagle Scout... father, Trent, played football at Air Force... grandpa, Tony Tripple, played football at BYU...

	PTS	REB	AST	STL	BLK	MIN
Season High	0	1	0	0	1	2 (3x)
Career High	6	3 (2x)	1	1 (3x)	1	8

* Only includes stats/career highs from games played at NCAA Division I level

Cougars

13 KEBA KEITA

kay-BUH kay-TAH

Forward | 6-9 | Junior
Bamako, Mali
Wasatch Academy/Utah

	PTS	REB	BLK	FG%	3FG%	FT%	MIN
SEA	6.6	8.4	0.7	.635	.000	.414	19.5
OSU	0.0	1.0	2.0	.000	.000	.000	12.0
BIG 12	5.3	7.0	0.8	.588	.000	.333	19.4
CAR	5.9	5.2	0.9	.614	.000	.508	14.6

LAST GAME at TCU (Jan. 11, 2025)

PTS	REB	AST	STL	BLK	MIN
4	7	0	0	1	19

Began his collegiate career at Utah... appeared in 66 games including 13 starts during two seasons on The Hill... scored 382 points with 294 rebounds, 113 of those on the offensive glass, and 60 blocks... shot 61.0 percent from the field... scored in double figures 12 times... three double-doubles... double-digit rebounds four times... near consensus four-star recruit and Top 5 recruit in the state of Utah at Wasatch Academy... ESPN 100 recruit, No. 84... led NIBC in rebounding as a senior with 9.5 boards per game... NIBC Defensive Player of the Year... also attended American Heritage High School...

	PTS	REB	AST	STL	BLK	MIN
Season High	14	13	3 (3x)	1 (6x)	2 (2x)	22 (2x)
Career High	23	15	3 (4x)	3	3(4x)	35

15 RICHIE SAUNDERS

saw-N-ders

Guard | 6-5 | Junior
Riverton, Utah
Wasatch Academy

	PTS	REB	AST	FG%	3FG%	FT%	MIN
SEA	13.9	3.9	1.1	.518	.429	.710	26.1
OSU	8.0	3.5	0.0	.286	.250	.000	23.0
BIG 12	10.4	3.9	0.8	.521	.405	.703	22.3
CAR	8.6	3.4	1.0	.502	.372	.703	19.6

LAST GAME at TCU (Jan. 11, 2025)

PTS	REB	AST	STL	BLK	MIN
26	6	0	0	0	36

Rady Children's Invitational All-Tournament Team... career-high 30 points in win over Arizona State... scored in double figures 29 times, eight of those coming in 2024-25... 20th in program history in 3-point field goal percentage... only committed **FOUR** turnovers in Big 12 play... scored 18 in BYU's comeback against Portland in the WCC Tournament.. career-high nine rebounds in win over Nicholls on Nov. 19, 2022... married to former BYU women's basketball player Sierra Johnson... Prepped at Wasatch Academy with current teammate Fousseyni Traore... learning and speaks four languages (english, malagasy, spanish, french)...

	PTS	REB	AST	STL	BLK	MIN
Season High	30	8	3	4	3	36
Career High	30	9	4 (3x)	4	3	36

20 MAX TRIPLETT

Forward | 6-9 | Junior
Huntsville, Utah
Weber High School/Snow College

	PTS	REB	AST	FG%	3FG%	FT%	MIN
SEA	0.0	1.0	0.2	.000	.000	.000	1.4
OSU	0.0	0.0	0.0	.000	.000	.000	0.0
BIG 12	0.0	0.0	0.0	.000	.000	.000	1.0
CAR	0.0	1.0	0.2	.000	.000	.000	1.4

LAST GAME vs. Arizona State (Dec. 31, 2024)

PTS	REB	AST	STL	BLK	MIN
0	0	0	0	0	1

Made BYU debut in win over Queens... NJCAA Academic All-American (2023, 2024)...All-Scenic West Second Team (2024)... Snow College Male Athlete of the Year (2024)... Scenic West Athletic Conference Player of the Week... spent two years at Snow College playing for former BYU assistant coach Andrew May... appeared in 57 games including 31 starts during time in Ephraim... averaged 9.8 points and 5.4 rebounds per game... shot 58.6 percent from the field, 25.0 percent from three and 62.9 percent from the free throw line... scored in double 27 times including seven games with 20-plus...

	PTS	REB	AST	STL	BLK	MIN
Season High	0	3	1	0	1	3
Career High	0	3	1	0	1	3

21 TREVIN KNELL

truh-VIN NELL

Guard | 6-5 | Senior
North Salt Lake, Utah
Woods Cross High School

	PTS	REB	AST	FG%	3FG%	FT%	MIN
SEA	9.6	2.3	0.9	.484	.425	.767	20.3
OSU	11.5	2.0	2.5	.381	.250	1.000	25.5
BIG 12	9.7	2.6	1.0	.414	.355	.765	23.7
CAR	7.1	2.1	0.9	.440	.392	.732	18.1

LAST GAME at TCU (Jan. 11, 2025)

PTS	REB	AST	STL	BLK	MIN
5	0	2	0	0	20

Two-time WCC All-Academic... NABC Honor Court... career-high 27 points in Big 12 opener against Cincinnati... went 9-of-14 from 3-point range... tied for the second-most 3-pointers in a single game in program history... tied for most 3-pointers in a game at the Marriott Center... **15th in program history in 3-point field goal percentage... 7th most made 3-pointers made in program history... 12th most wins in program history...** missed 2022-23 season due to shoulder injury suffered during summer workouts... served two-year mission in Uruguay... married to Tatum Knell, who owns a bridal boutique...

	PTS	REB	AST	STL	BLK	MIN
Season High	22	10	2 (3x)	3	1	28
Career High	27	10	5	3 (2x)	1 (8x)	34

25 DAWSON BAKER

Guard | 6-4 | Redshirt Junior
Coto De Caza, California
Capistrano Valley High School/UC Irvine

	PTS	REB	AST	FG%	3FG%	FT%	MIN
SEA	8.3	2.2	1.8	.461	.365	.706	18.8
OSU	0.0	0.0	0.0	.000	.000	.000	0.0
BIG 12	4.2	1.6	1.6	.364	.182	.750	14.6
CAR	11.9	2.5	1.3	.463	.369	.786	24.2

LAST GAME at TCU (Jan. 11, 2025)

PTS	REB	AST	STL	BLK	MIN
5	3	2	0	0	18

Scored a season-high 22 points in win over Queens... scored over 1,000 points during three-year career at UC Irvine... appeared in 79 games including 71 starts... 2021 Big West Freshman of the Year... scored in double figures 55 times including 32 times last season... one career double-double... 17-point, 10 rebounds against Hawaii on January 19, 2023... brother, Dusty, played at Weber State... brother, Davis, played at Southern Utah earning All-Summit League honors... served mission for Church of Jesus Christ of Latter-Day Saints in Micronesia, Guam... married to Maddy Weeks in the summer of 2024...

	PTS	REB	AST	STL	BLK	MIN
Season High	22	5	5	2	0	30
Career High	33	10	6	4 (2x)	1 (8x)	36

30 DALLIN HALL

DALIN

Guard | 6-4 | Junior
Plain City, Utah
Fremont High School

	PTS	REB	AST	FG%	3FG%	FT%	MIN
SEA	6.9	2.8	4.0	.387	.357	.765	26.6
OSU	8.5	4.0	5.0	.400	.400	.500	33.0
BIG 12	8.4	4.0	5.0	.399	.344	.667	30.8
CAR	8.0	2.7	4.1	.414	.361	.645	25.1

LAST GAME at TCU (Jan. 11, 2025)

PTS	REB	AST	STL	BLK	MIN
6	1	6	0	0	24

All-Big 12 Honorable Mention... ranks SIXTH in program history in career assists per game... ranks SECOND in career assist-to-turnover ratio... one of 15 players in nation with 12:1 assist-to-turnover ratio in a game in 2023-24...scored in double figures 26 times including career-high 23 against Saint Mary's...**WCC All-Freshman Team... 6th most assist by freshman in program history...** was first freshman to lead team in assists since Matt Carlino in 2011-12... 18th most assist in the nation among freshman... 3-star recruit by 247Sports... Rated as No. 67 point guard in Class of 2020 by 247Sports Composite... Utah Gatorade Player of the Year as a senior...

	PTS	REB	AST	STL	BLK	MIN
Season High	14	5 (2x)	7	2	0	31
Career High	23	7	12	4	1 (3x)	36 (2x)

45 FOUSSEYNI TRAORE

fouss-SAY-nay try-OR-ay

Forward | 6-6 | Senior
Bamako, Mali
Wasatch Academy

	PTS	REB	BLK	FG%	3FG%	FT%	MIN
SEA	9.8	6.5	0.5	.613	.333	.842	19.4
OSU	18.0	4.5	1.0	.714	.000	.667	22.0
BIG 12	10.0	5.1	0.6	.604	.000	.671	17.6
CAR	11.0	7.2	0.9	.607	.333	.754	22.1

LAST GAME at TCU (Jan. 11, 2025)

PTS	REB	AST	STL	BLK	MIN
5	7	2	0	0	21

7-foot-2 wingspan... All-Big 12 Honorable Mention... career-high 29 points in win over Idaho... went Marriott Center record 11-of-12 from the field.... WCC 2nd team all-conference... WCC all-academic... 2022-23 CSC academic all-district... **Program record holder in career field goal percentage all-time and conference play...** scored in double figures 60 times... scored 20-plus seven times... BYU is 15-5 when he records a double-double... led BYU in rebounding 51 times... 26 games with 10 or more rebounds... **Fouss Foundation is currently building an all sports court in Mali...**

	PTS	REB	AST	STL	BLK	MIN
Season High	29	12	5 (2x)	2	2 (2x)	25
Career High	29	19	5 (5x)	3 (2x)	4	37

51 JARED MCGREGOR

Guard | 6-3 | Junior
Saratoga Springs, Utah
Westlake High School

	PTS	REB	AST	FG%	3FG%	FT%	MIN
SEA	1.0	0.0	0.3	.333	.333	.000	1.5
OSU	0.0	0.0	0.0	.000	.000	.000	1.0
BIG 12	0.0	0.0	0.0	.000	.000	.000	1.3
CAR	0.8	0.1	0.1	.333	.385	.500	1.6

LAST GAME vs. Florida A&M (Dec. 20, 2024)

PTS	REB	AST	STL	BLK	MIN
4	0	0	0	0	2

2-of-6 from 3-point range in 2023-24... appeared in career-high 10 games in 2023-24... made first collegiate 3-pointer in BYU's win over Western Oregon... spent the 2021-22 season as a manager... second Team All-Region honors as a senior at Westlake High School... Played in Utah 6A All-Star Game... Holds multiple school records... his late father, Mark, was an All-American swimmer at BYU... served a mission for the Church of Jesus Christ of Latter-Day Saints in Spokane, Wash... has traveled to China (2x), Australia and Mali... enjoys snowmobiling...

	PTS	REB	AST	STL	BLK	MIN
Season High	4	0	1	0	0	2 (3x)
Career High	6	2	1 (2x)	0	0	3 (2x)

HC KEVIN YOUNG

1st Season at BYU
Atlanta, Georgia
Clayton State, 2004

	GAMES	W	L	HOME	AWAY	NEUTRAL
OSU	0	0	0	0-0	0-0	0-0
BIG 12	4	1	2	1-1	0-2	0-0
NON-CONF	11	9	2	7-0	0-1	2-1
CAR	15	10	5	8-1	0-3	2-1

10th head coach in program history to win first game in charge... largest margin of victory among those coaches (33 points)... fourth-fastest head coach to win 10 games... named the 19th head coach in BYU men's basketball program history on April 16, 2024...no stranger to the highest level of basketball, Young was one of the most sought after assistants in the latest NBA hiring cycle before choosing to come to BYU... prior to returning to the college game for the first time since working under Dick Hunsaker at Utah Valley, Young was on staff for the Phoenix Suns for four years including the last three as an associate head coach... He helped the organization reach the playoffs every year including a run to the NBA Finals in 2020-21... Young was pulling double duty in the spring of 2024 as he was still helping the Suns during their run in the NBA Playoffs while putting together a coaching staff and recruiting... Born in Salt Lake City, Utah, Young grew up in Marietta, Georgia attending Sprayberry High School... Young is married to Melissa (Bailey) Young and they have two sons and a daughter...

* Only includes stats/career highs from games played at NCAA Division I level