

BYU SOFTBALL

Week 4 • Games 14-18 • Sacramento State/Libby Matson Tournament • Shea Stadium/Bill Simoni Field • Sacramento/Stockton, CA • BYUCougars.com

2025 SCHEDULE & RESULTS

Overall: 9-4 | Big 12: 0-0 | Streak: 11
Home: 0-0 | Away: 1-0 | Neutral: 8-4

La Jolla Invitational (La Jolla, CA)

Thu 2.6	@ UC San Diego	W, 8-0 (6)
Fri 2.7	Winthrop	Canceled
Fri 2.7	@ UC San Diego	Canceled
Sat 2.8	Winthrop	W, 14-3 (6)
Sat 2.8	Portland State	W, 9-1 (5)

Puerto Vallarta College Challenge (PV, Mexico)

Wed 2.12	North Dakota State	W, 3-2
Thu 2.13	Illinois State	W, 1-0
Fri 2.14	Boise State	L, 8-6
Sat 2.15	Indiana	L, 3-0
Sat 2.15	Florida International	W, 5-1

Mary Nutter Collegiate Classic (Palm Springs, CA)

Thu 2.20	Washington	W, 3-1
Thu 2.20	CSUN	L, 6-2
Fri 2.21	Hawai'i	W, 4-3
Sat 2.21	UC Santa Barbara	W, 5-0
Sat 2.22	No. 11/14 Duke	L, 1-0

Thu 2.27 @ Sacramento State 2 p.m. PST

Libby Matson Tournament (Stockton, CA)

Fri 2.28	UC Davis	10 a.m. PST
Fri 2.28	San Jose State	12:15 p.m. PST
Sat 3.1	San Jose State	10 a.m. PST
Sat 3.1	UC Riverside	12:15 p.m. PST

Thu 3.6	@ Arizona State*	6 p.m. MST
Fri 3.7	@ Arizona State*	6 p.m. MST
Sat 3.8	@ Arizona State*	1 p.m. MST

Tue 3.11	@ Utah Tech	4 p.m. MDT
Thu 3.13	Idaho State	4 p.m. MDT
Thu 3.13	Idaho State	6 p.m. MDT

Thu 3.20	@ Houston*	6 p.m. CDT
Fri 3.21	@ Houston*	6 p.m. CDT
Sat 3.22	@ Houston*	2 p.m. CDT

Tue 3.25	@ Utah Valley	6 p.m. MDT
Thu 3.27	No. 12/10 Arizona*	5 p.m. MDT
Fri 3.28	No. 12/10 Arizona*	5 p.m. MDT
Sat 3.29	No. 12/10 Arizona*	12 p.m. MDT

Tue 4.1	Utah Valley	6 p.m. MDT
Thu 4.3	@ Iowa State*	4 p.m. CDT
Fri 4.4	@ Iowa State*	4 p.m. CDT
Sat 4.5	@ Iowa State*	12 p.m. CDT

Tue 4.8	Utah Tech	5 p.m. MDT
Thu 4.10	UCF*	6 p.m. MDT
Fri 4.11	UCF*	6 p.m. MDT
Sat 4.12	UCF*	1 p.m. MDT

Mon 4.14	Fresno State	1 p.m. MDT
Thu 4.17	Utah*	6:30 p.m. MDT
Fri 4.18	Utah*	6:30 p.m. MDT
Sat 4.19	Utah*	1:30 p.m. MDT

Thu 4.24	@ Baylor*	6:30 p.m. CDT
Fri 4.25	@ Baylor*	6:30 p.m. CDT
Sat 4.26	@ Baylor*	12 p.m. CDT

Thu 5.1	No. 13 Texas Tech*	5 p.m. MDT
Fri 5.2	No. 13 Texas Tech*	5 p.m. MDT
Sat 5.3	No. 13 Texas Tech*	12 p.m. MDT

Big 12 Softball Championship (Oklahoma City, OK)

Wed 5.7	TBA	TBA
---------	-----	-----

*Big 12 game | Home games in bold

SACRAMENTO STATE & LIBBY MATSON TOURNAMENT – UC DAVIS, SAN JOSE STATE, UC RIVERSIDE



BYU COUGARS (9-4, 0-0 Big 12)

Head Coach Gordon Eakin (23rd season)
Record at BYU 840-399 (.678)
Career Record Same
All-Time Program Record 921-475 (.660)



Date & Time	Opponent (Record)	Broadcast	Stats
Feb. 27 (2 p.m. PT)	@ Sacramento State (8-5)	ESPN+	Stat Broadcast
Feb. 28 (10 a.m. PT)	UC Davis (5-9)	N/A	Sidarm Stats
Feb. 28 (12:15 p.m. PT)	San Jose State (7-8)	N/A	Sidarm Stats
Mar. 1 (10 a.m. PT)	San Jose State (7-8)	N/A	Sidarm Stats
Mar. 1 (12:15 p.m. PT)	UC Riverside (7-10)	N/A	Sidarm Stats

COUGAR NOTABLES

• BYU softball wraps up its early-season non-conference play in Northern California this week, playing at Sacramento State before facing UC Davis, San Jose State twice and UC Riverside in Stockton.

• The Cougars (9-4, 0-0 Big 12) look to continue their strong start to the 2025 season with five more games in the Golden State.

• BYU went 3-2 at the Mary Nutter Collegiate Classic last week, beating Washington (3-1), Hawai'i (4-3) and UC Santa Barbara (5-0), while falling to CSUN (6-2) and hanging with No. 11/14 Duke in a 1-0 contest.

• Right-handed pitcher Kaysen Korth led the Cougars to a pair of wins in Palm Springs, also picking up her second save of the season. Korth opened the tournament with a complete game, 12-strikeout performance against the Huskies, three shy of her career high and school record.

• The junior closed out BYU's day two victory against the Rainbow Wahine, and followed that up with a complete game shutout versus UC Santa Barbara, fanning seven Gauchos in the win.

• Fellow righty Kate Dahle tossed 11.2 innings in the tournament, include six innings against the ranked Blue Devils on Saturday morning when she struck out a career-high eight Duke batters.

• Offensively, Bre Townsend paced the Cougars with a .417 batting average, slugging 1.000 on the week as she hit the first two home runs of her collegiate career in back-to-back games. The freshman tallied five hits on the week with one double and a sacrifice bunt.

• Center fielder Lily Owens (.364), designated player Ilove'a Brittingham (.313) and Lindy Milkowski (.308) joined Townsend with batting averages of .300 or better in Palm Springs, combining for over half of BYU's total hits in the tournament.

• Three weeks into the season, the Cougars are ranked in the top 25 nationally in double plays (No. 7, 10), double plays per game (No. 7, 0.77), ERA (No. 12, 1.71), sacrifice bunts (No. 21, 12) and WHIP (No. 25, 1.09).

• BYU is represented by Korth and Milkowski on the individual side, led by Korth's two saves (No. 6) and six victories (No. 12), as well as Milkowski's five runners caught stealing (No. 15).

• Returning to the state of California this week, the Cougars get set to face three teams they saw a season ago, and another they met during their 2023 postseason slate.

SERIES HISTORY

Overall vs. Sacramento State	5-4 (11)
Eakin vs. Sacramento State	4-3
Overall vs. UC Davis	3-3 (W1)
Eakin vs. UC Davis	3-3
Overall vs. San Jose State	10-4 (W2)
Eakin vs. San Jose State	8-3
Overall vs. UC Riverside	5-0 (W5)
Eakin vs. UC Riverside	5-0

2025 BY THE NUMBERS

	Category	W-L	8-5	5-9	7-8	7-10
9-4	Batting Average	.278	.303	.237	.258	.247
334	At Bats	330	316	337	429	
60	Runs	84	40	64	47	
93	Hits	100	75	87	106	
12	Doubles	20	5	16	23	
4	Triples	3	5	9	3	
12	Home Runs	14	4	8	3	
54	RBI	72	36	57	40	
.446	SLG%	.509	.323	.430	.336	
39	Walks	44	41	37	33	
6	HBP	11	5	4	7	
52	Strikeouts	43	79	65	103	
.363	OB%	.396	.331	.336	.311	
14-18	SB/Attempts	26-30	19-23	12-15	4-7	
1.71	ERA	3.50	8.23	3.57	4.30	
.217	Opp. Average	.271	.338	.270	.324	

PROJECTED LINEUP AT A GLANCE

Pos.	Player	Notes
2B	Danica Acosta	Hitting .257 w/ 5 runs and 2 RBI
LF	Aleia Agbayani	0.425 OBP with 6 BB and 3 HBP
3B	Bre Townsend	Hit first 2 career HR in Palm Springs
DP	Ilove'a Brittingham	Leads team with 13 RBI
C	Lindy Milkowski	2nd-best AVG (.353) on team
CF	Lily Owens	Batted .364 at Mary Nutter
SS	Hailey Morrow	Hit game-winning HR against Hawai'i
1B	Maddie Udall-Woolley	Batting .250 w/ 3 RBI, 2 runs
RF	Lauren Flanders	Hitting .250 with a .500 OBP in 9 GS

Pos.	Player	Notes
RHP	Kaysen Korth	Went 2-0 with 2 CG at Mary Nutter
LHP	Jada Villegas	2.25 ERA, 1-1 record on 18.2 IP, 12 K
RHP	Kate Dahle	Career-high 7 strikeouts vs. Duke
RHP	Alyssa Aguilar	1.75 ERA on 4 IP, 1-0 record, 3 K
RHP	Hina Huber	1.1 IP across two appearances

GO COUGS | NIKE | XFL

QUICK FACTS

General Information

School.....	Brigham Young University
Location.....	Provo, Utah
Elevation.....	4,553 Feet
Enrollment.....	35,743
Founded.....	October 15, 1875
Owned..	The Church of Jesus Christ of Latter-day Saints
Nickname.....	Cougars
Mascot.....	Cosmo the Cougar
Colors.....	Blue and White
Conference.....	Big 12
President.....	C. Shane Reese (BYU, 1994)
Athletic Director.....	Tom Holmoe (BYU, 1983)

Coaches & Staff

Head Coach.....	Gordon Eakin (23rd season)
Career Record.....	840-399 (.678)
Associate Head Coach.....	Pete Meredith
Assistant Coach.....	Allie Hancock-Schneemann
Assistant Coach.....	Ken Brooke
Athletic Trainer.....	Abby Moore

BYU Softball History

First Year of Softball.....	2000
All-Time Record.....	921-475 (.660)
Conference Titles.....	16
WCC Titles (2014-2023).....	8
PCSC (2013) Titles.....	1
WAC (2012) Titles.....	1
MWC (2000-11) Titles.....	6
NCAA Tournament Appearances.....	17
Super Regional Appearances.....	1 (2010)

Venue Information

Facility.....	Gail Miller Field
Surface.....	Grass
Built.....	2001
Capacity.....	2,100
Dimensions.....	LF - 210, CF - 220, RF - 210
All-Time Stadium Record.....	272-67

2024 Review

Record.....	31-23
Home.....	10-8
Away.....	7-12
Neutral.....	14-3
Big 12 Record/Finish.....	11-16, 6th
Final RPI.....	46
Postseason Finish.....	N/A (Big 12 Championship Semi)

2025 Outlook

Letterwinners Returning/Lost.....	15/6
Position Starters Returning/Lost.....	5/4
Primary Pitchers Returning/Lost.....	3/1
Newcomers.....	9

BYU Athletic Communications

Sports Information Director.....	Cameron Muh
Email.....	cameron_muh@byu.edu
.....	softball_sid@byu.edu

Follow BYU Softball

Website.....	byucougars.com
Stats.....	byu.statbroadcast.com
Instagram.....	@byu_softball
Twitter.....	@byusoftball
Facebook.....	BYU Softball

STORYLINES

CELEBRATING 25

Throughout this season, BYU softball will celebrate the 25 years of its program history. Entering the 2025 campaign, the Cougars have an overall record of 912-471 (.659). Beginning in 2000, BYU played its opening season at Harmon Field and the first two games of 2001 at Utah Valley University before hosting its inaugural game at Gail Miller Field on April 20, 2001 against New Mexico. Since then, the Cougars are 251-55 (.820) at Miller, with an 137-32 (.810) record in conference play and a 114-23 (.832) mark in non-conference play. BYU has been to the NCAA Tournament 17 times, including a Super Regional run during a historic 2010 season. The Cougars have won 16 conference championships across four different conferences, and have had 13 student-athletes earn 24 All-America citations in their history, including eight named first-, second- or third-team National Fastpitch Coaches Association (NFCA) All-Americans. BYU has also had 39 student-athletes receive a total of 69 NFCA All-Region honors and 74 student-athletes earn 142 total all-conference recognitions to go along with 16 conference players of the year, eight pitchers of the year, four defensive players of the year, nine freshmen of the year and 10 coaches of the year awards.



FRESH FACES

BYU enters year two as members of the Big 12 Conference this season. The new-look league bid farewell to Oklahoma and Texas, welcoming Arizona, Arizona State, Colorado and Utah to the conference. The Cougars will face the new member Wildcats, Sun Devils and Utes in 2025, but the Buffaloes do not sponsor a softball program.

POSTSEASON CONSISTENCY

After earning trips to the NCAA Tournament in 16-straight seasons, the Cougars have been left out of the postseason for three-consecutive years. BYU clinched a share of the WCC title in 2022, but finished second behind LMU in 2023 and accepted an invite to the NISC, winning three games before falling to Iowa in the title game. The Cougars upset No. 3/2 Oklahoma State in the Big 12 Championship quarterfinal last season, their program-record third Top 10 win of the season, but fell to No. 4 Oklahoma in the semifinal and did not receive an NCAA Tourney bid.

LET 'EM FLY

BYU has hit at least one home run in eight of its 13 games to open the 2025 campaign, averaging 0.92 a game. The Cougars homered in 35 of their 54 games last season, including at least one in 12 of their final 15 games. Six different BYU batters have gone yard in 2025 compared to the 10 Cougars who hit long ball in 2024. BYU was 10-8 last season when hitting one home run, 13-4 when launching two or more and 8-11 when hitting none. 32 of the Cougars' four baggers came at home, with 36 of their 63 (57.1%) total home runs coming in the state of Utah. BYU is 4-1 when homering once this season, and 2-1 when sending out two or more.

ISN'T IT GRAND?

Of the Cougars' 63 home runs last season, seven of them came on grand slams, including two in the same game twice. One of Keila Kamoku's two homers against Winthrop during the Cougars' season-opening tournament at UCSD was a grand slam, clearing the bases with a towering shot to left center.

RUNNING RULES

All three of BYU's wins to open the season in San Diego came via the run rule, but the Cougars' last 10 games in Mexico and Palm Springs have gone the distance. BYU earned nine run-rule victories last season, including five during early season non-conference tournaments, two in midweek games and another pair in Big 12 matchups. The Cougars were 21-2 when scoring eight or more runs in 2024 and are 3-0 when doing so this year.

EARLY INNINGS

BYU is outscoring opponents 60-29 on the season and has scored more than its opposition in each inning but the first, where it is currently being outscored, 6-4. The Cougars top innings are the sixth (15 runs), second (4) and fourth (10). The Cougars are 7-0 when scoring first, and 3-0 when plating a run in the opening frame.

FOUNTAIN OF YOUTH

Three BYU freshmen have found a spot in the lineup through the Cougars' first eight games. Ilove'a Brittingham has played in all 13 at either catcher, designated player or right field, Danica Acosta has started 10 of the 12 games she's played in at both second base or right field, and Bre Townsend has started eight of 10 at first/third base. All three newcomers are batting above .250 on 25+ at bats, with Brittingham's 13 RBI leading the team. Fellow freshman Amiya Hernandez has seen action in 12 games, typically as the first pinch runner off the bench.

LOOK GOOD, FEEL GOOD

The Cougars had seven different uniforms for the 2024 season, with four royal accented jerseys and three navy accented threads. BYU was 20-13 last season when wearing royal and 11-10 when wearing navy. The Cougars' individual record in each jersey this season is as follows:

White w/ royal trim: 0-0 • Gray w/ royal and black trim: 2-0 • Black w/ royal trim: 0-1 • Royal w/ white trim: 3-1
White w/ navy trim: 0-1 • Navy w/ white trim: 1-1 • Anthracite w/ navy trim: 2-0

A LOOK AT SACRAMENTO STATE (8-5, 0-0 BIG SKY)

• BYU leads the all-time series, 5-4, but lost last season's matchup against the Hornets as part of a rainy Capital Classic, a 4-3 contest on Feb. 29.

A LOOK AT UC DAVIS (5-9, 0-0 BIG WEST)

• The series is tied 3-3 after the Cougars beat the Aggies last season, a 5-3 win, also during the Capital Classic, on Feb. 29.

A LOOK AT SAN JOSE STATE (7-8, 0-0 MWC)

• BYU leads the series, 10-4, and has won the last two matchups. The Cougars and Spartans met in the first game of the 2023 National Invitational Softball Championship (NISC), with BYU coming out of an hour-long rain delay to secure a 5-2 win.

A LOOK AT UC RIVERSIDE (7-10, 0-0 BIG WEST)

• BYU leads the series, 5-0. The Cougars beat the Highlanders in the Mary Nutter Collegiate Classic last season, 5-3.

ALPHABETICAL ROSTER				
#	Name	Position	Height	Class
15	Danica Acosta	INF	5-4	FR
7	Aleia Agbayani	UTL	5-4	GR
14	Alyssa Aguilar	RHP	5-4	SR
17	Kennadee Belnap	RHP	5-8	SO
51	Lexie Bennett	OF	5-7	JR
8	Ilove'a Brittingham	C/OF	5-9	FR
26	Kate Dahle	RHP	5-10	SO
12	Lauren Flanders	OF	5-3	SR
9	Abbey Gillespie	C	5-7	SO
5	Amiya Hernandez	OF	5-3	FR
44	Hina Huber	RHP	5-7	JR
6	Keila Kamoku	INF	5-3	SR
18	Kaysen Korth	RHP	5-7	JR
11	Jaelynn Lambert	OF	5-6	SR
22	Miranda Mansfield	INF	5-5	JR
1	Gianna Mares	LHP/OF	5-9	SO
30	Lindy Milkowski	C/INF	5-8	SR
4	Ariyah Morgan	UTL	5-5	FR
20	Hailey Morrow	SS/C	5-9	JR
13	Lily Owens	UTL	5-9	JR
21	Bre Townsend	INF	5-4	FR
28	Tristen Turlington	UTL	5-9	JR
34	Maddie Udall-Woolley	INF	5-10	JR
55	Jada Villegas	LHP	5-8	FR

COACHES & STAFF

Head Coach: Gordon Eakin (23rd season)
Associate Head Coach: Pete Meredith (12th season)
Assistant Coach: Allie Hancock-Schneemann (2nd season)
Assistant Coach: Ken Brooke (2nd season)
Athletic Trainer: Abby Moore (1st season)

PRONUNCIATION GUIDE	
1, Gianna Mares	G-awn-uh • Marr-ez
4, Ariyah Morgan	Uh-rye-uh
5, Amiya Hernandez	Uh-my-uh
6, Keila Kamoku	Kayla • Kuh-mo-coo
7, Aleia Agbayani	Uh-lay-uh • Awg-buy-awn-E
8, Ilove'a Brittingham	E-lo-vay-uh
11, Jaelynn Lambert	Jay-lynn
14, Alyssa Aguilar	Ag-U-lar
18, Kaysen Korth	Kay-sen
20, Hailey Morrow	Mar-O (tomorrow)
26, Kate Dahle	Dally
30, Lindy Milkowski	Mill-cow-ski
34, Maddie Udall-Woolley	You-doll • Wool-E
44, Hina Huber	Hee-nuh • Hugh-bur
51, Lexie Bennett	Lex-E
55, Jada Villegas	Jay-duh • V-A-gess

Gordon Eakin E-kin
Allie Hancock-Schneemann Al-lee • Sh-knee-man



2025 BYU SOFTBALL ROSTER							Hometown (Previous School)
#	Name	Position	Height	B/T	Class		
1	Gianna Mares	LHP/OF	5-9	L/L	SO		Tucson, Arizona (Salpointe Catholic HS)
4	Ariyah Morgan	UTL	5-5	R/R	FR		Prunedale, California (North Monterey County HS)
5	Amiya Hernandez	OF	5-3	R/R	FR		Chandler, Arizona (Basha HS)
6	Keila Kamoku	INF	5-3	R/R	SR		Kapolei, Hawai'i (Kamehameha Kapālama/Ole Miss)
7	Aleia Agbayani	UTL	5-4	R/L	GR		Mililani, Hawai'i ('Iolani School/California)
8	Ilove'a Brittingham	C/OF	5-9	R/R	FR		Nipomo, California (Oaks Christian School)
9	Abbey Gillespie	C	5-7	R/R	SO		South Riding, Virginia (Freedom HS)
11	Jaelynn Lambert	OF	5-6	L/L	SR		Temecula, California (Chaparral HS)
12	Lauren Flanders	OF	5-3	L/R	SR		Peachtree City, Georgia (Starr's Mill HS)
13	Lily Owens	UTL	5-9	R/R	JR		Chino Hills, California (Bishop Amat HS/Lehigh)
14	Alyssa Aguilar	RHP	5-4	R/R	SR		Tucson, Arizona (Salpointe Catholic HS/Texas A&M-CC)
15	Danica Acosta	INF	5-4	L/R	FR		El Centro, California (Central Union HS)
17	Kennadee Belnap	RHP	5-8	R/R	SO		Evanston, Wyoming (Galveston College)
18	Kaysen Korth	RHP	5-7	R/R	JR		Bluffdale, Utah (Riverton HS)
20	Hailey Morrow	SS/C	5-9	R/R	JR		Las Vegas, Nevada (Shadow Ridge HS)
21	Bre Townsend	INF	5-4	R/R	FR		Buena Park, California (Cypress HS)
22	Miranda Mansfield	INF	5-5	L/R	JR		Syracuse, Utah (Clearfield HS/SLCC)
26	Kate Dahle	RHP	5-10	R/R	SO		Tremonton, Utah (Bear River HS)
28	Tristen Turlington	UTL	5-9	R/R	JR		Surprise, Arizona (Willow Canyon HS)
30	Lindy Milkowski	C/INF	5-8	R/R	SR		Olathe, Kansas (Olathe West HS/Eastern Illinois)
34	Maddie Udall-Woolley	INF	5-10	R/R	JR		Phoenix, Arizona (Sunnyslope HS)
44	Hina Huber	RHP	5-7	R/R	JR		Mesa, Arizona (Mountain View HS)
51	Lexie Bennett	OF	5-7	L/R	JR		Scottsboro, Alabama (Scottsboro HS)
55	Jada Villegas	LHP	5-8	L/L	FR		San Bernardino, California (Cajon HS)

COUGARS BY CLASS	
Graduate (1)	
Aleia Agbayani	UTL
Senior (5)	
Alyssa Aguilar	RHP
Lauren Flanders	RHP
Keila Kamoku	INF
Jaelynn Lambert	OF
Lindy Milkowski	C

Junior (8)	
Lexie Bennett	OF
Hina Huber	RHP
Kaysen Korth	RHP
Miranda Mansfield	INF
Hailey Morrow	SS/C
Lily Owens	UTL
Tristen Turlington	UTL
Maddie Udall-Woolley	INF

Sophomore (4)	
Kennadee Belnap	RHP
Kate Dahle	RHP
Abbey Gillespie	C
Gianna Mares	LHP/OF

Freshman (6)	
Danica Acosta	INF
Ilove'a Brittingham	C/OF
Amiya Hernandez	OF
Ariyah Morgan	UTL
Bre Townsend	INF
Jada Villegas	LHP

COUGARS BY POSITION	
Pitcher (7)	
Alyssa Aguilar	SR
Kennadee Belnap	SO
Kate Dahle	SO
Hina Huber	JR
Kaysen Korth	JR
Gianna Mares	SO
Jada Villegas	FR

Catcher (4)	
Ilove'a Brittingham	FR
Abbey Gillespie	SO
Lindy Milkowski	SR
Hailey Morrow	JR

Infielder (10)	
Danica Acosta	FR
Aleia Agbayani	GR
Keila Kamoku	SR
Miranda Mansfield	JR
Ariyah Morgan	FR
Hailey Morrow	JR
Lily Owens	JR
Bre Townsend	FR
Tristen Turlington	JR
Maddie Udall-Woolley	JR

Outfielder (9)	
Aleia Agbayani	GR
Lexie Bennett	JR
Lauren Flanders	SR
Amiya Hernandez	FR
Jaelynn Lambert	JR
Gianna Mares	SO
Ariyah Morgan	FR
Lily Owens	JR
Tristen Turlington	JR

COUGARS BY HOMETOWN	
California (7)	
Danica Acosta	El Centro
Ilove'a Brittingham	Nipomo
Jaelynn Lambert	Temecula
Ariyah Morgan	Prunedale
Lily Owens	Chino Hills
Bre Townsend	Buena Park
Jada Villegas	San Bernardino

Arizona (6)	
Alyssa Aguilar	Tucson
Amiya Hernandez	Chandler
Hina Huber	Mesa
Gianna Mares	Tucson
Tristen Turlington	Surprise
Maddie Udall-Woolley	Phoenix

Utah (3)	
Kate Dahle	Tremonton
Kaysen Korth	Bluffdale
Miranda Mansfield	Syracuse

Hawai'i (2)	
Aleia Agbayani	Mililani Mauka
Keila Kamoku	Kapolei

Alabama (1)	
Lexie Bennett	Scottsboro

Georgia (1)	
Lauren Flanders	Peachtree City

Kansas (1)	
Lindy Milkowski	Olathe

Nevada (1)	
Hailey Morrow	Las Vegas

Virginia (1)	
Abbey Gillespie	South Riding

Wyoming (1)	
Kennadee Belnap	Evanston

USA TODAY/NFCA COACHES POLL (2.25.25)

#	Team (1st Place)	Points	Record	Previous
1	Texas (15)	15-1	753	1
2	Oklahoma (9)	12-0	736	2
3	Florida (6)	18-1	729	3
4	UCLA	14-2	676	4
5	LSU (1)	14-0	630	6
6	Texas A&M	15-1	627	7
7	Tennessee	13-3	551	5
8	Duke	13-3	513	11
9	Florida State	11-3	497	8
10	Georgia	14-0	494	9
11	Arkansas	14-1	460	10
12	Arizona	15-2	446	13
13	Texas Tech	13-3	404	12
14	Oregon	15-1	376	19
15	Virginia Tech	12-3	312	15
16	Oklahoma State	7-4	291	14
17	Stanford	12-2	281	18
18	Nebraska	12-4	273	16
19	South Carolina	15-0	260	21
20	Auburn	14-1	202	20
21	Mississippi State	13-2	190	17
22	Alabama	10-6	113	23
23	San Diego State	12-3	75	25
24	Kentucky	10-5	52	24
25	Florida Atlantic	15-2	44	NR

Dropped out: No. 22 Missouri

Other receiving votes: Missouri (27), Liberty (21), Grand Canyon (15), California (10), Ole Miss (6), Virginia (6), Indiana (3), Boise State (1), Omaha (1)

*Italicized: 2025 opponents

ESPN.COM/USA SOFTBALL POLL (2.25.25)

#	Team (1st Place)	Record	Points	Previous
1	Oklahoma (11)	14-0	603	2
2	Texas (7)	15-1	599	1
3	Florida (6)	18-1	585	3
4	UCLA	14-2	532	4
5	Texas A&M	15-1	521	6
6	LSU (1)	14-0	519	5
7	Tennessee	13-3	419	7
8	Florida State	11-3	408	8
9	Duke	13-3	404	14
10	Arizona	15-2	394	11
11	Georgia	14-0	388	9
12	Arkansas	14-1	366	10
13	Texas Tech	14-3	318	12
14	Oregon	15-1	317	19
15	Oklahoma State	7-4	286	13
16	Nebraska	12-4	242	15
17	Virginia Tech	12-3	222	17
18	Stanford	12-2	195	20
19	Auburn	14-1	178	18
20	Mississippi State	13-2	150	16
21	South Carolina	15-0	134	24
22	Alabama	10-6	121	21
23	San Diego State	12-3	118	23
24	Liberty	12-3	58	25
25	Virginia	9-5	31	RV

Dropped out: Missouri
New to poll: Virginia

Other receiving votes: Florida Atlantic (20), Ole Miss (13), Indiana (9), Kentucky (6), Missouri (4), California (4), Grand Canyon (3)

*Italicized: 2025 opponents

NEW LOOK IN CONFERENCE

BIG 12, PART TWO
BYU opens up its second season as a member of the Big 12 Conference, welcoming Arizona, Arizona State, Colorado and Utah as newcomers to the league.

The Cougars are now one of 11 teams in the Big 12 with softball programs. Cincinnati, Colorado, Kansas State, TCU and West Virginia do not sponsor the sport.

BYU has been in four other conferences previously, with its softball program beginning in the Mountain West Conference (2000-11) before spending a year apiece in the Western Athletic Conference (WAC) and Pacific Coast Softball Conference (PCSC) prior to its most recent 10-year stint (2013-23) in the West Coast Conference (WCC).

BIG 12 STANDINGS (2.24.25)

Team	Big 12	Win%	Overall	Win%
Arizona	0-0	.000	15-2	.882
Texas Tech	0-0	.000	15-3	.833
BYU	0-0	.000	9-4	.692
Houston	0-0	.000	9-4	.692
Arizona State	0-0	.000	10-5	.667
Oklahoma State	0-0	.000	8-4	.667
UCF	0-0	.000	12-6-1	.658
Kansas	0-0	.000	7-5	.583
Baylor	0-0	.000	7-8	.467
Iowa State	0-0	.000	6-7	.462
Utah	0-0	.000	4-2	.250

2025 BIG 12 PRESEASON POLL

Team (1st Place)	Points
1. Oklahoma State (9).....	99
2. Texas Tech (2).....	90
3. Arizona.....	81
4. Baylor.....	75
5. BYU.....	54
6. Utah.....	52
7. UCF.....	51
8. Arizona State.....	36
9. Kansas.....	34
10. Iowa State.....	23
11. Houston.....	10

2025 BIG 12 PRESEASON TEAM

Player	Team	Year	Position
Dakota Kennedy	Arizona	JR	OF*
Regan Shockey	Arizona	SO	UTL*
Kelsey Hall	Arizona State	GR	OF
Turiya Coleman	Baylor	SR	C/INF
Shaylon Govan	Baylor	SR	INF*
Lily Owens	BYU	JR	UTL*
Angelina Allen	Iowa State	SR	OF
Katie Brooks	Kansas	SR	P/UTL
Presley Limbaugh	Kansas	JR	OF
RyLee Crandall	Oklahoma State	JR	P
Megan Delgadillo	Oklahoma State	GR	OF
Tallen Edwards	Oklahoma State	JR	UTL
Karli Godwin	Oklahoma State	SO	INF
Ruby Meylan	Oklahoma State	JR	P
Claire Timm	Oklahoma State	JR	OF
Nijaree Canady	Texas Tech	JR	P*
Mihya Davis	Texas Tech	JR	OF
Kaylah Nelsen	Utah	SR	OF

*Indicates unanimous selection



BYU IN THE NATIONAL RANKINGS (2.24.25)

Team Double Plays	
7. BYU	10
Team Double Plays/Game	
7. BYU	0.77
Team ERA	
12. BYU	1.71
Team Sacrifice Bunts	
21. BYU	12
Team WHIP	
22. BYU	1.09
Team Strikeout-to-Walk Ratio	
40. BYU.....	2.63
Team Shutouts	
41. BYU	3
Team Triples	
43. BYU.....	4
Individual Saves	
6. Kaysen Korth.....	2
43. Jada Villegas	1
Individual Victories	
11. Kaysen Korth	6
Individual ERA	
12. Kaysen Korth	0.36
Individual Caught Stealing By	
15. Lindy Milkowski	5
Individual WHIP	
32. Kaysen Korth.....	0.82
Individual Hits Allowed/7 Innings	
50. Kaysen Korth.....	4.31



COUGARS IN THE POLLS

Week	Record	NFCA	USA Softball	RPI
Preseason	0-0	RV, 4	-	N/A
Week 2	3-0	RV, 3	-	N/A
Week 3	6-2	RV, 4	-	N/A
Week 4	9-4	-	-	N/A
Week 5				
Week 6				
Week 7				
Week 8				
Week 9				
Week 10				
Week 11				
Week 12				
Week 13				
Week 14				
Final				

SUMMARY & SUPERLATIVES

Score By Innings	1	2	3	4	5	6	7	8	9	10+	Total
BYU	4	14	9	10	6	15	2	-	-	-	60
Opponents	6	6	6	7	3	0	1	-	-	-	29

WHAT HAPPENS WHEN

Overall.....	9-4
Conference.....	0-0
Non-conference.....	9-4
Home.....	0-0
Away.....	1-0
Neutral.....	8-4

Facing ranked opponents.....	0-1
Facing unranked opponents.....	9-3

Day games.....	7-2
Night games.....	2-2

Vs. left-handed starters.....	0-0
Vs. right-handed starters.....	9-4

In one-run games.....	3-1
In two-run games.....	1-1
In 5+ run games.....	4-0
In extra innings.....	0-0
In shutouts.....	3-2

Scoring in the first inning.....	3-0
Opponent scores in the first inning.....	1-3
Scoring first.....	7-0
Opponent scores first.....	2-4

Hitting no home runs.....	3-2
Hitting one home run.....	4-1
Hitting 2+ home runs.....	2-1

Opponent hits no home runs.....	9-3
Opponent hits one home run.....	0-1
Opponent hits 2+ home runs.....	0-0

Committing no errors.....	4-2
Committing one error.....	3-1
Committing 2+ errors.....	2-1

Opponent commits no errors.....	1-2
Opponent commits one error.....	5-1
Opponent commits 2+ errors.....	3-1

Out-hitting opponent.....	9-0
Out-hit by opponent.....	0-3
Same number of hits as opponent.....	0-1

In February.....	9-4
In March.....	0-0
In April.....	0-0
In May.....	0-0

On Monday.....	0-0
On Tuesday.....	0-0
On Wednesday.....	1-0
On Thursday.....	3-1
On Friday.....	2-1
On Saturday.....	3-2

Current streak.....	L1
Longest winning streak in 2025.....	W5
Longest losing streak in 2025.....	L2

BYU'S RECORD WHEN...

Record when scoring...											
Runs	0	1	2	3	4	5	6	7	8	9	10+
W-L	0-2	1-0	0-1	2-0	1-0	2-0	0-1	0-0	1-0	1-0	1-0

Record when opponent scores...											
Runs	0	1	2	3	4	5	6	7	8	9	10+
W-L	3-0	3-1	1-0	2-1	0-0	0-0	0-1	0-0	0-1	0-0	0-0

Record when leading after...											
Innings	1	2	3	4	5	6	7	8	9	10+	
W-L	3-0	4-0	5-0	7-0	7-0	5-0					

Record when trailing after...											
Innings	1	2	3	4	5	6	7	8	9	10+	
W-L	1-3	0-4	1-4	1-4	1-4	0-4					

Record when tied after...											
Innings	1	2	3	4	5	6	7	8	9	10+	
W-L	5-1	5-0	3-0	1-0	0-0	1-0					



TEAM SEASON HIGHS

Hitting	
At bats.....	30, Winthrop (2.8.25)
Runs scored.....	14, Winthrop (2.8.25)
Hits.....	11, North Dakota State (2.12.25)
RBI.....	13, Winthrop (2.8.25)
Doubles.....	4, Winthrop (2.8.25)
Triples.....	2, North Dakota State (2.12.25)
Home runs.....	3, Hawai'i (2.21.25)
Total bases.....	20, Winthrop (2.8.25)
Walks.....	7, Winthrop (2.8.25)
Strikeouts.....	9, Duke (2.22.25)
Sacrifice hits.....	3, UC Santa Barbara (2.21.25)
Sacrifice flies.....	1, Portland State (2.8.25)
Stolen bases.....	4, Winthrop (2.8.25)
Hit by pitch.....	3, Portland State (2.8.25)
Caught stealing.....	1, 4x (No. 11/14 Duke, 2.22.25)
Runners LOB.....	9, Florida International (2.15.25)
Hit into DP.....	1, 4x (No. 11/14 Duke, 2.22.25)

Fielding	
Putouts.....	21, 9x (UC Santa Barbara, 2.21.25)
Assists.....	14, North Dakota State (2.12.25)
Errors.....	3, 2x (Boise State, 2.14.25)
Passed balls.....	1, 4x (Indiana, 2.15.25)
Double plays.....	3, UC Santa Barbara (2.21.25)

Pitching	
Innings pitched.....	7, 9x (UC Santa Barbara, 2.21.25)
Runs allowed.....	8, Boise State (2.14.25)
Earned runs.....	6, CSUN (2.20.25)
Walks allowed.....	4, 2x (Hawai'i, 2.21.25)
Strikeouts.....	12, Washington (2.20.25)
Hits allowed.....	11, Boise State (2.14.25)
Doubles allowed.....	3, 2x (Hawai'i, 2.21.25)
Triples allowed.....	1, 2x (CSUN, 2.20.25)
Homers allowed.....	1, Hina Huber (CSUN, 2.20.25)
Wild pitches.....	1, 5x (CSUN, 2.20.25)
Hit batters.....	2, Boise State (2.14.25)

INDIVIDUAL GAME SEASON HIGHS

Hitting	
At bats.....	4, 19x (Udall-Woolley vs. UCSB, 2.21.25)
Runs scored.....	3, Ilove'a Brittingham (Winthrop, 2.8.25)
Hits.....	3, 2x (Milkowski vs. North Dakota State, 2.12.25)
RBI.....	6, Keila Kamoku (Winthrop, 2.8.25)
Doubles.....	2, Aleia Agbayani (Winthrop, 2.8.25)
Triples.....	1, 4x (Agbayani vs. North Dakota State, 2.12.25)
Home runs.....	2, Keila Kamoku (Winthrop, 2.8.25)
Total bases.....	8, Keila Kamoku (Winthrop, 2.8.25)
Walks.....	3, Lindy Milkowski (Winthrop, 2.8.25)
Strikeouts.....	2, 7x (L. Owens vs. Duke, 2.22.25)
Sacrifice hits.....	1, 12x (B. Townsend vs. UCSB, 2.22.25)
Sacrifice flies.....	1, Brittingham (Portland State, 2.8.25)
Stolen bases.....	2, Owens (Florida International, 2.15.25)
Hit by pitch.....	2, Aleia Agbayani (Portland State, 2.8.25)
Caught stealing.....	1, 4x (L. Owens vs. Duke, 2.22.25)
Runners LOB.....	4, Tristen Turlington (@UCSD, 2.6.25)
Hit into DP.....	1, 4x (I. Brittingham vs. Duke, 2.22.25)

Fielding	
Putouts.....	12, L. Milkowski (Washington, 2.20.25)
Assists.....	5, Hailey Morrow (North Dakota State, 2.12.25)
Errors.....	2, Hailey Morrow (North Dakota State, 2.12.25)
Passed balls.....	1, 4x (L. Milkowski vs. Indiana, 2.15.25)
Double plays.....	1, 4x (Morrow/Udall-Woolley vs. UCSB, 2.21.25)

Pitching	
Innings pitched.....	7, Kaysen Korth, 3x (UCSB, 2.21.25)
Runs allowed.....	5, Jada Villegas (Boise State, 2.14.25)
Earned runs.....	3, 2x (H. Huber vs. CSUN, 2.20.25)
Walks allowed.....	3, Kate Dahle (Winthrop, 2.8.25)
Strikeouts.....	12, Kaysen Korth (Washington, 2.20.25)
Hits allowed.....	8, Kate Dahle (Indiana, 2.15.25)
Doubles allowed.....	2, 2x (K. Dahle vs. Hawai'i, 2.21.25)
Triples allowed.....	1, Jada Villegas, 2x (CSUN, 2.20.25)
Homers allowed.....	1, Hina Huber (CSUN, 2.20.25)
Wild pitches.....	1, 5x (J. Villegas vs. CSUN, 2.20.25)
Hit batters.....	1, 7x (K. Korth vs. UCSB, 2.21.25)

2025 GAME-BY-GAME STARTING LINEUPS BY POSITION

Date	Opponent	P	C	1B	2B	3B	SS	LF	CF	RF	DP
2.6	@ UC San Diego ¹	Korth	Milkowski	Udall-Woolley	Turlington	Kamoku	Morrow	Agbayani	Owens	Brittingham	Flanders
2.8	Winthrop ¹	Dahle	Milkowski	Udall-Woolley	Turlington	Kamoku	Morrow	Agbayani	Owens	Flanders	Brittingham
2.8	Portland State ¹	Korth	Brittingham	Townsend	Turlington	Kamoku	Morrow	Agbayani	Owens	Acosta	Milkowski
2.12	North Dakota State [®]	Dahle	Milkowski	Udall-Woolley	Turlington	Kamoku	Morrow	Agbayani	Owens	Lambert	Brittingham
2.13	Illinois State [®]	Korth	Milkowski	Udall-Woolley	Turlington	Townsend	Morrow	Agbayani	Owens	Acosta	Brittingham
2.14	Boise State [®]	Villegas	Brittingham	Townsend	Turlington	Kamoku	Morrow	Flanders	Owens	Acosta	Milkowski
2.15	Indiana [®]	Dahle	Milkowski	Udall-Woolley	Turlington	Kamoku	Morrow	Agbayani	Flanders	Acosta	Brittingham
2.15	Florida International [®]	Korth	Milkowski	Townsend	Acosta	Kamoku	Morrow	Flanders	Owens	Brittingham	Agbayani
2.20	Washington [*]	Korth	Milkowski	Udall-Woolley	Turlington	Kamoku	Morrow	Agbayani	Flanders	Acosta	Brittingham
2.20	CSUN [*]	Huber	Milkowski	Townsend	Acosta	Kamoku	Morrow	Lambert	Owens	Mansfield	Brittingham
2.21	Hawaii ^{1*}	Dahle	Brittingham	Udall-Woolley	Acosta	Townsend	Morrow	Agbayani	Owens	Flanders	Milkowski
2.21	UC Santa Barbara [*]	Korth	Milkowski	Udall-Woolley	Acosta	Townsend	Morrow	Agbayani	Owens	Flanders	Brittingham
2.22	Duke [*]	Dahle	Milkowski	Udall-Woolley	Acosta	Townsend	Morrow	Agbayani	Owens	Flanders	Brittingham
2.27	@ Sacramento State										
2.28	UC Davis [§]										
2.28	San Jose State [§]										
3.1	San Jose State [§]										
3.1	UC Riverside [§]										
3.6	@ Arizona State [*]										
3.7	@ Arizona State [*]										
3.8	@ Arizona State [*]										
3.11	@ Utah Tech										
3.13	Idaho State										
3.13	Idaho State										
3.20	@ Houston [*]										
3.21	@ Houston [*]										
3.22	@ Houston [*]										
3.25	@ Utah Valley										
3.27	Arizona [*]										
3.28	Arizona [*]										
3.29	Arizona [*]										
4.1	Utah Valley										
4.3	@ Iowa State [*]										
4.4	@ Iowa State [*]										
4.5	@ Iowa State [*]										
4.8	Utah Tech										
4.10	UCF [*]										
4.11	UCF [*]										
4.12	UCF [*]										
4.14	Fresno State										
4.17	Utah [*]										
4.18	Utah [*]										
4.19	Utah [*]										
4.24	@ Baylor [*]										
4.25	@ Baylor [*]										
4.26	@ Baylor [*]										
5.1	Texas Tech [*]										
5.2	Texas Tech [*]										
5.3	Texas Tech [*]										

La Jolla Invitational¹ • Puerto Vallarta College Challenge[®] • Mary Nutter Collegiate Classic^{*} • Libby Matson Tournament[§] • Big 12 game^{*}

Record by Position:	P	C	1B	2B	3B	SS	LF	CF	RF	DP
	Korth (6-0)	Milkowski (7-3)	Udall-Woolley (7-2)	Turlington (6-2)	Kamoku (6-3)	Morrow (9-4)	Agbayani (8-2)	Owens (8-3)	Acosta (3-2)	Brittingham (5-3)
	Dahle (3-2)	Brittingham (2-1)	Townsend (2-2)	Acosta (3-2)	Townsend (3-1)		Flanders (1-1)	Flanders (1-1)	Flanders (3-1)	Milkowski (2-1)
	Villegas (0-1)						Lambert (0-1)		Brittingham (2-0)	Flanders (1-0)
	Huber (0-1)								Lambert (1-0)	Agbayani (1-0)
									Mansfield (0-1)	

2025 GAME-BY-GAME STARTING LINEUPS BY BATTING ORDER

Date	Opponent	Leadoff	No. 2	No. 3	Cleanup	No. 5	No. 6	No. 7	No. 8	No. 9
2.6	@ UC San Diego ¹	Agbayani	Morrow	Owens	Brittingham	Kamoku	Turlington	Milkowski	Udall-Woolley	Flanders
2.8	Winthrop ¹	Agbayani	Morrow	Owens	Brittingham	Milkowski	Kamoku	Turlington	Udall-Woolley	Flanders
2.8	Portland State ¹	Agbayani	Morrow	Owens	Brittingham	Kamoku	Milkowski	Turlington	Townsend	Acosta
2.12	North Dakota State [®]	Agbayani	Morrow	Owens	Brittingham	Milkowski	Kamoku	Turlington	Udall-Woolley	Lambert
2.13	Illinois State [®]	Agbayani	Acosta	Owens	Brittingham	Milkowski	Udall-Woolley	Morrow	Turlington	Townsend
2.14	Boise State [®]	Morrow	Acosta	Owens	Brittingham	Milkowski	Kamoku	Turlington	Townsend	Flanders
2.15	Indiana [®]	Agbayani	Acosta	Morrow	Brittingham	Milkowski	Kamoku	Udall-Woolley	Turlington	Flanders
2.15	Florida International [®]	Agbayani	Acosta	Morrow	Brittingham	Kamoku	Milkowski	Owens	Townsend	Flanders
2.20	Washington [*]	Acosta	Agbayani	Milkowski	Brittingham	Morrow	Kamoku	Udall-Woolley	Turlington	Flanders
2.20	CSUN [*]	Acosta	Mansfield	Milkowski	Brittingham	Morrow	Owens	Kamoku	Townsend	Lambert
2.21	Hawaii ^{†*}	Acosta	Agbayani	Townsend	Brittingham	Milkowski	Udall-Woolley	Owens	Morrow	Flanders
2.21	UC Santa Barbara [*]	Acosta	Agbayani	Townsend	Brittingham	Milkowski	Owens	Morrow	Udall-Woolley	Flanders
2.22	Duke [*]	Acosta	Agbayani	Townsend	Brittingham	Milkowski	Owens	Morrow	Udall-Woolley	Flanders
2.27	@ Sacramento State									
2.28	UC Davis [§]									
2.28	San Jose State [§]									
3.1	San Jose State [§]									
3.1	UC Riverside [§]									
3.6	@ Arizona State [*]									
3.7	@ Arizona State [*]									
3.8	@ Arizona State [*]									
3.11	@ Utah Tech									
3.13	Idaho State									
3.13	Idaho State									
3.20	@ Houston [*]									
3.21	@ Houston [*]									
3.22	@ Houston [*]									
3.25	@ Utah Valley									
3.27	Arizona [*]									
3.28	Arizona [*]									
3.29	Arizona [*]									
4.1	Utah Valley									
4.3	@ Iowa State [*]									
4.4	@ Iowa State [*]									
4.5	@ Iowa State [*]									
4.8	Utah Tech									
4.10	UCF [*]									
4.11	UCF [*]									
4.12	UCF [*]									
4.14	Fresno State									
4.17	Utah [*]									
4.18	Utah [*]									
4.19	Utah [*]									
4.24	@ Baylor [*]									
4.25	@ Baylor [*]									
4.26	@ Baylor [*]									
5.1	Texas Tech [*]									
5.2	Texas Tech [*]									
5.3	Texas Tech [*]									

La Jolla Invitational¹ • Puerto Vallarta College Challenge[®] • Mary Nutter Collegiate Classic^{*} • Libby Matson Tournament[§] • Big 12 game^{*}

Record by Lineup:	Leadoff	No. 2	No. 3	Cleanup	No. 5	No. 6	No. 7	No. 8	No. 9
	Agbayani (6-1)	Acosta (2-2)	Owens (5-1)	Brittingham (9-4)	Milkowski (5-3)	Kamoku (3-2)	Turlington (3-1)	Udall-Woolley (4-1)	Flanders (6-3)
	Acosta (3-2)	Morrow (4-0)	Townsend (2-1)		Kamoku (3-0)	Owens (1-2)	Morrow (2-1)	Townsend (2-2)	Lambert (1-1)
	Morrow (0-1)	Agbayani (3-1)	Milkowski (1-1)		Morrow (1-1)	Udall-Woolley (2-0)	Udall-Woolley (1-1)	Turlington (2-1)	Townsend (1-0)
		Mansfield (0-1)	Morrow (1-1)			Milkowski (2-0)	Owens (2-0)	Morrow (1-0)	Acosta (1-0)
						Turlington (1-0)	Kamoku (0-1)		
							Milkowski (1-0)		

TEAM GAME-BY-GAME (BATTING/PITCHING)

2025 BYU Softball
Team Game-by-Game for BYU (as of Feb 22, 2025)
Batting (All games)

Date	Opponent	ab	r	h	rbi	2b	3b	hr	tb	bb	ibb	sb	cs	hbp	sac	sf	gdp	k	po	a	e	lob	avg
Feb 06	at UC San Diego	24	8	8	7	2	1	1	15	6	0	1	0	0	2	0	1	4	18	8	0	6	.333
Feb 08	vs Winthrop	30	14	10	13	4	0	2	20	7	0	4	0	0	0	0	0	2	18	8	2	5	.333
Feb 08	vs Portland State	22	9	8	8	0	1	1	13	2	0	2	0	3	0	1	0	1	15	6	0	5	.342
Feb 12	vs North Dakota State	27	3	11	3	1	2	0	16	1	0	0	0	0	1	0	0	2	21	14	3	8	.359
Feb 13	vs Illinois State	24	1	6	1	0	0	0	6	1	0	1	0	0	1	0	0	3	21	9	0	4	.339
Feb 14	vs Boise State	27	6	6	5	2	0	1	11	6	0	0	0	1	1	0	0	4	21	6	3	8	.318
Feb 15	vs Indiana	25	0	5	0	0	0	0	5	2	0	0	1	1	1	0	0	4	21	11	1	8	.302
Feb 15	vs Florida Int'l	28	5	9	4	0	0	1	12	6	0	3	0	0	1	0	0	1	21	12	1	9	.304
Feb 20	vs Washington	22	3	5	2	0	0	0	5	2	0	1	1	0	1	0	0	7	21	5	1	4	.297
Feb 20	vs CSUN	26	2	5	2	1	0	2	12	3	0	0	0	0	0	0	0	6	21	13	0	6	.286
Feb 21	vs Hawai'i	28	4	7	4	0	0	3	16	1	0	1	0	0	0	0	0	1	21	9	0	4	.283
Feb 21	vs UC Santa Barbara	28	5	9	5	2	0	1	14	1	0	1	1	1	3	0	0	8	21	8	1	7	.286
Feb 22	vs Duke	23	0	4	0	0	0	0	4	1	0	0	1	0	1	0	0	9	18	5	0	4	.278
Totals		334	60	93	54	12	4	12	149	39	0	14	4	6	12	1	1	52	258	114	12	78	.278

2025 BYU Softball
Team Game-by-Game for BYU (as of Feb 22, 2025)
Pitching (All games)

Date	Opponent	ip	h	r	er	bb	so	2b	3b	hr	wp	bk	hbp	dp	ibb	score	w-l	sv	era
Feb 06	at UC San Diego	6.0	5	0	0	0	4	2	0	0	1	0	0	0	0	8-0	1-0	0	0.00
Feb 08	vs Winthrop	6.0	3	3	2	4	5	0	1	0	0	0	0	1	0	14-3	2-0	0	1.17
Feb 08	vs Portland State	5.0	1	1	0	2	4	0	0	0	0	0	1	1	0	9-1	3-0	0	0.82
Feb 12	vs North Dakota State	7.0	5	2	1	3	3	0	0	0	0	0	0	1	0	3-2	4-0	1	0.88
Feb 13	vs Illinois State	7.0	2	0	0	1	4	0	0	0	0	0	0	0	0	1-0	5-0	2	0.68
Feb 14	vs Boise State	7.0	11	8	5	3	8	3	0	0	0	0	2	0	0	6-8	5-1	2	1.47
Feb 15	vs Indiana	7.0	9	3	3	1	4	1	0	0	1	0	1	0	0	0-3	5-2	2	1.71
Feb 15	vs Florida Int'l	7.0	5	1	0	1	3	1	0	0	1	0	1	1	0	5-1	6-2	2	1.48
Feb 20	vs Washington	7.0	3	1	0	1	12	0	0	0	1	0	1	0	0	3-1	7-2	2	1.31
Feb 20	vs CSUN	7.0	9	6	6	3	4	2	1	1	1	0	0	1	0	2-6	7-3	2	1.80
Feb 21	vs Hawai'i	7.0	6	3	3	4	5	3	0	0	0	0	0	2	0	4-3	8-3	3	1.92
Feb 21	vs UC Santa Barbara	7.0	4	0	0	2	7	0	0	0	0	0	1	3	0	5-0	9-3	3	1.75
Feb 22	vs Duke	6.0	4	1	1	2	8	1	0	0	0	0	0	0	0	0-1	9-4	3	1.71
Totals		86.0	67	29	21	27	71	13	2	1	5	0	7	10	0	60-29	9-4	3	1.71

Streaks/Multi-Hit & RBI Games

Hitting Streaks	Longest	Current
Ilove'a Brittingham	7	-
Lindy Milkowski	4	4
Aleia Agbayani	4	-
Lauren Flanders	3	-
Bre Townsend	3	1
Danica Acosta	3	-
Lily Owens	3	3
Jaelynn Lambert	2	-
Hailey Morrow	2	-
Keila Kamoku	2	-
Maddie Udall-Woolley	2	-
Miranda Mansfield	1	-
Tristen Turlington	1	-

Reached Base Streaks	Longest	Current
Aleia Agbayani	10	-
Ilove'a Brittingham	7	-
Lindy Milkowski	7	7
Lily Owens	5	5
Lauren Flanders	5	1
Bre Townsend	3	1
Danica Acosta	3	-
Hailey Morrow	3	-
Miranda Mansfield	3	-
Maddie Udall-Woolley	3	-
Jaelynn Lambert	2	-
Keila Kamoku	2	-
Tristen Turlington	1	-
Amiya Hernandez	1	1

Multiple Hit Games	2	3	4	5+	Total
Lily Owens	3	-	-	-	3
Danica Acosta	3	-	-	-	3
Ilove'a Brittingham	2	1	-	-	3
Bre Townsend	3	-	-	-	3
Lindy Milkowski	2	1	-	-	3
Aleia Agbayani	2	-	-	-	2
Hailey Morrow	2	-	-	-	2
Maddie Udall-Woolley	1	-	-	-	1
Keila Kamoku	1	-	-	-	1
Tristen Turlington	1	-	-	-	1
TEAM	20	2	0	0	22

Multiple RBI Games	2	3	4	5+	Total
Ilove'a Brittingham	3	2	-	-	5
Hailey Morrow	1	1	-	-	2
Aleia Agbayani	1	-	-	-	1
Keila Kamoku	-	-	-	1	1
Maddie Udall-Woolley	1	-	-	-	1
Lauren Flanders	1	-	-	-	1
Lindy Milkowski	1	-	-	-	1
TEAM	8	3	0	1	12

2025 Results

2025 BYU Softball Game Results for BYU (as of Feb 22, 2025) (All games)									
Date	Opponent	Score	Inns	Overall	Big 12	Pitcher of record	Attend	Time	
Feb 06, 2025	at UC San Diego	w 8-0	6	1-0-0	0-0-0	Korth, K. (W 1-0)	322	2:03	
Feb 08, 2025	vs Winthrop	w 14-3	6	2-0-0	0-0-0	Villegas, J. (W 1-0)	362	2:20	
Feb 08, 2025	vs Portland State	w 9-1	5	3-0-0	0-0-0	Korth, K. (W 2-0)	342	1:40	
2 Feb 12, 2025	vs North Dakota State	w 3-2	7	4-0-0	0-0-0	Dahle, K. (W 1-0)	120	1:46	
Feb 13, 2025	vs Illinois State	w 1-0	7	5-0-0	0-0-0	Korth, K. (W 3-0)	143	1:36	
Feb 14, 2025	vs Boise State	L 6-8	7	5-1-0	0-0-0	Villegas, J. (L 1-1)	162	2:43	
Feb 15, 2025	vs Indiana	L 0-3	7	5-2-0	0-0-0	Dahle, K. (L 1-1)	174	2:08	
Feb 15, 2025	vs Florida Int'l	w 5-1	7	6-2-0	0-0-0	Korth, K. (W 4-0)	168	1:50	
Feb 20, 2025	vs Washington	w 3-1	7	7-2-0	0-0-0	Korth, K. (W 5-0)	0	1:55	
Feb 20, 2025	vs CSUN	L 2-6	7	7-3-0	0-0-0	Huber, H. (L 0-1)	206	1:58	
Feb 21, 2025	vs Hawai'i	w 4-3	7	8-3-0	0-0-0	Aguilar, A. (W 1-0)	274	2:00	
Feb 21, 2025	vs UC Santa Barbara	w 5-0	7	9-3-0	0-0-0	Korth, K. (W 6-0)	284	2:17	
Feb 22, 2025	vs #11 Duke	L 0-1	7	9-4-0	0-0-0	Dahle, K. (L 1-2)	0	2:28	

(-) extra inning game

OVERALL STATISTICS

2025 BYU Softball
Overall Statistics for BYU (as of Feb 22, 2025)
(All games Sorted by Batting avg)

Record: 9-4 Home: 0-0 Away: 1-0 Neutral: 8-4 Big 12: 0-0

Player	avg	gp-gs	ab	r	h	2b	3b	hr	rbi	tb	slg%	bb	hp	so	gdp	ob%	sf	sh	sb-att	po	a	e	fld%
21 Townsend, Bre	.360	10-8	25	2	9	2	0	2	3	17	.680	1	0	2	0	.385	0	1	0-0	25	10	0	1.000
30 Milkowski, Lindy	.353	13-13	34	5	12	0	0	2	4	18	.529	7	0	5	0	.463	0	2	1-2	53	13	1	.985
13 Owens, Lily	.344	13-11	32	7	11	0	1	0	1	13	.406	5	0	4	0	.432	0	1	4-6	6	2	0	1.000
8 Brittingham, Ilove'a	.341	13-13	41	6	14	1	1	2	13	23	.561	1	0	7	0	.349	1	0	3-3	17	2	0	1.000
7 Agbayani, Aleia	.258	13-11	31	2	8	2	1	1	5	15	.484	6	3	3	1	.425	0	1	1-1	8	0	1	.889
15 Acosta, Danica	.257	12-10	35	5	9	1	0	0	2	10	.286	0	1	5	0	.278	0	1	2-3	16	13	1	.967
20 Morrow, Hailey	.250	13-13	36	9	9	2	0	3	8	20	.556	6	1	6	0	.372	0	1	0-0	26	31	2	.966
34 Udall-Woolley, Maddi	.250	10-9	24	2	6	1	0	0	3	7	.292	1	0	4	0	.280	0	2	0-0	66	0	1	.985
11 Lambert, Jaelynn	.231	12-2	13	4	3	0	0	0	2	3	.231	0	0	4	0	.231	0	0	1-1	2	0	0	1.000
6 Kamoku, Keila	.167	10-9	30	4	5	1	0	2	7	12	.400	1	1	5	0	.219	0	0	0-0	10	13	3	.885
28 Turlington, Tristen	.167	8-8	18	2	3	2	0	0	1	5	.278	2	0	2	0	.250	0	0	0-0	15	8	1	.958

22 Mansfield, Miranda	.333	9-1	3	3	1	0	1	0	0	3	1.000	2	0	2	0	.600	0	1	0-0	1	2	0	1.000
12 Flanders, Lauren	.250	11-9	12	4	3	0	0	0	5	3	.250	6	0	3	0	.500	0	2	1-1	11	1	1	.923
9 Gillespie, Abbey	.000	5-0	0	2	0	0	0	0	0	0	.000	0	0	0	0	.000	0	0	1-1	0	0	0	.000
5 Hernandez, Amiya	.000	12-0	0	3	0	0	0	0	0	0	.000	1	0	0	0	1.000	0	0	0-0	1	0	0	1.000
Totals	.278	13	334	60	93	12	4	12	54	149	.446	39	6	52	1	.363	1	12	14-18	258	114	12	.969
Opponents	.217	13	309	29	67	13	2	1	26	87	.282	27	7	71	3	.292	3	3	8-14	254	98	14	.962

LOB - Team (78), Opp (62). DPs turned - Team (10), Opp (4). Picked off - Owens, L. 1.

(All games Sorted by Earned run avg)

Player	era	w-l	app	gs	cg	sho	sv	ip	h	r	er	bb	so	2b	3b	hr	b/avg	wp	hp	bks	sfa	sha
18 Korth, Kaysen	0.36	6-0	9	6	3	1/2	2	39.0	24	5	2	8	35	4	0	0	.176	3	5	0	2	1
55 Villegas, Jada	2.25	1-1	8	1	0	0/2	1	18.2	19	11	6	4	12	2	2	0	.271	1	0	0	1	1
26 Dahle, Kate	2.74	1-2	7	5	1	0/0	0	23.0	20	9	9	10	21	5	0	0	.233	1	1	0	0	1

14 Aguilar, Alyssa	1.75	1-0	3	0	0	0/0	0	4.0	1	1	1	3	3	1	0	0	.091	0	1	0	0	0
44 Huber, Hina	15.75	0-1	2	1	0	0/0	0	1.1	3	3	3	2	0	1	0	1	.500	0	0	0	0	0
Totals	1.71	9-4	13	13	4	3/2	3	86.0	67	29	21	27	71	13	2	1	.217	5	7	0	3	3
Opponents	3.97	4-9	13	13	2	2/2	2	84.2	93	60	48	39	52	12	4	12	.278	7	6	0	1	12

PB - Team (4), Milkowski, L 2, Brittingham, 2, Opp (4). Pickoffs - Team (1), Milkowski, L 1, Opp (1). SBA/ATT - Milkowski, L (5-10), Korth, K. (5-6), Dahle, K. (2-4), Villegas, J. (1-4), Brittingham, (3-4).



BYU HEAD COACH GORDON EAKIN

Coaching History

2003-present Head Coach, BYU
2000-2002 Assistant Coach, BYU

Coaching Highlights

- Record of 831-395 (.678) through 22 seasons
- USA National Team hitting coach (2009-2010)
- Coached Cougars to six-consecutive West Coast Conference championships and 11-straight conference championships spanning four conferences
- Guided BYU to five Mountain West Conference championships in the team's last seven years in the conference (2005, 2007, 2009-11) while never finishing lower than third in the conference
- Also led BYU to the Western Athletic Conference Tournament Championship in 2012, the Pacific Coast Softball Conference Championship in 2013 and the inaugural WCC Championship in 2014
- Highest winning percentage in MWC history in MWC games (.750) and overall.
- Nine-time conference coach of the year: WCC (2014-16, 2017, 2021), PCSC (2013) and MWC (2009-2011)
- Guided BYU to a No. 15 finish in both major polls in 2010 and a No. 21/20 finish in 2017
- Led BYU to first-ever NCAA Super Regional appearance in 2010 and 16-straight NCAA tournament appearances (2005-2021)
- Coached 20 All-Americans
- Coached 16 Players of the Year (7 MWC, 1 WAC, 1 PCSC, 7 WCC), 11 Freshmen of the Year (3 MWC, 1 PCSC, 5 WCC), 8 Pitchers of the Year (2 MWC, 6 WCC) and 4 Defensive Players of the Year (WCC)
- Coached 37 (65 citations) All-Region performers, 25 (46 citations) All-MWC performers, 5 All-WAC performers, 8 All-PCSC performers, 37 (71 citations) All-WCC performers and 2 All-Big 12 performers

Playing Career Highlights

- Played baseball for the University of Utah
- Played three years for the Oakland Athletics organization
- Played in three US Olympic sports festivals winning a bronze medal (1986), silver (1993) and gold (1994)
- Named to the ISC All-World First Team and was an ASA All-American
- Played shortstop on the internationally ranked Larry H. Miller Toyota Fast Pitch team
- Inducted into the Utah Fast Pitch Hall of Fame in 1998

EAKIN AT A GLANCE

Eakin is entering his 23rd season as the Cougars' head coach and his 26th season at BYU overall. He was named head coach in July 2002 after working as an assistant coach since the softball program's inception in 2000. Since that time he has led the Cougars to eight West Coast Conference championships, five Mountain West Conference championships, one Western Athletic Conference tournament championship and 16 NCAA tournament appearances.

The five-time WCC Coach of the Year has coached 20 All-Americans, 16 conference players of the year, eleven conference freshmen of the year, eight conference pitchers of the year and four conference defensive players of the year during his tenure.

He led BYU to one of its most successful seasons in 2017, reaching 46 wins, tied for the most in program history. The Cougars were ranked for 12 weeks of the season and had a program-best 22-game win streak.

After going 42-10 in 2022, Eakin helped BYU to a 35-17 finish last year, culminating with a 3-1 record at the National Invitational Softball Championship (NISC) in Fort Collins, Colorado, where BYU advanced to the tournament's title game before falling to eventual champion Iowa.

In 2010, Eakin guided the Cougars to 46 wins, the most in school history, as BYU advanced to the NCAA Super Regionals for the first time ever with wins over East Carolina and host Texas before ending its season at national runner-up Arizona. The Cougars finished second in the country in batting average, seventh in scoring and ninth in slugging percentage as a team.

Known as one of the best hitting coaches in the country, Eakin has helped BYU finish in the top-ten nationally eight times in slugging percentage, seven times in home runs per game, five times in batting average and five times in scoring.

In addition to his duties at BYU, Eakin was also an assistant coach and hitting coach for the USA National Team in 2009. In the summer of 2010, Eakin helped guide the National Team to a 17-2 record as USA won the World Championship in Venezuela, the World Cup in Oklahoma and the Japan Cup championship in Sendai, Japan.

Before entering the coaching ranks, Eakin was a successful baseball and softball player. After playing collegiate baseball at the University of Utah, Eakin signed with the Oakland Athletics organization where he played for three years.

Eakin went on to join the United States All-Star team, playing in three U.S. Olympic sports festivals in 1986, 1993 and 1994, winning bronze, silver and gold, respectively. While on the team, Eakin was honored on the ISC All-World First Team and was an ASA All-American. He would later play shortstop on the internationally ranked Larry H. Miller Toyota Fast Pitch team, eventually earning induction into the Utah Fast Pitch Hall of Fame in 1998.

A native of Holladay, Utah, Eakin graduated from Granite High. He currently resides in Sandy, Utah, and is married to Barbi. They are the parents of three children (Alicia, Ryan and Parker) and have 11 grandchildren.

YEAR-BY-YEAR

Year	Overall Record	Conference Record	Conference Finish	NCAA Tournament
2003	36-17	10-7	3rd, MWC	—
2004	34-18	11-8	3rd, MWC	—
2005	45-14	16-2	1st, MWC	1-2 (Regional)
2006	43-22	15-5	2nd, MWC	1-2 (Regional)
2007	43-20	16-4	1st, MWC	2-2 (Regional)
2008	44-20	14-6	2nd, MWC	1-2 (Regional)
2009	40-18	12-2	1st, MWC	1-2 (Regional)
2010	46-13	12-3	1st, MWC	3-2 (Super Regional)
2011	40-18	11-2	1st, MWC	2-2 (Regional)
2012	45-15	15-4	1st, WAC	2-2 (Regional)
2013	33-25	19-5	1st, PCSC	0-2 (Regional)
2014	34-23	12-2	1st, WCC	1-2 (Regional)
2015	40-14	13-2	1st, WCC	1-2 (Regional)
2016	36-21	12-3	1st, WCC	1-2 (Regional)
2017	46-13	14-1	1st, WCC	2-2 (Regional)
2018	36-22	13-1	1st, WCC	1-2 (Regional)
2019	30-26	12-3	1st, WCC	2-1 (Regional)
2020	14-9	*2020 season was canceled due to COVID-19 after just 23 games		
2021	38-17	11-1	1st, WCC	2-2 (Regional)
2022	42-10	13-2	T-1st, WCC	—
2023	35-17	11-4	2nd, WCC	—
2024	31-23	11-16	6th, Big 12	—
2025	9-4			
TOTAL	840-399 (.678)	273-83 (.767)	15 Conference Titles	23-31 (.425)

EAKIN VS. ALL OPPONENTS														
OPPONENT	W-L	H	A	N	OPPONENT	W-L	H	A	N	OPPONENT	W-L	H	A	N
Akron	0-1	-	-	0-1	Longwood	2-0	-	-	2-0	South Illinois-Carbondale	3-0	-	-	3-0
Alabama	0-2	-	-	0-2	Louisiana Lafayette	0-1	-	-	0-1	South Illinois-Edwardsville	1-0	-	-	1-0
Albany	1-0	-	-	1-0	Louisiana Monroe	0-2	-	-	0-2	Southern Mississippi	2-0	-	-	2-0
Arizona	1-9	-	1-7	0-2	Louisiana Tech	4-1	-	3-1	1-0	Southern Utah	54-5	29-3	17-2	8-0
Arizona State	2-11	0-2	2-8	0-1	Louisville	2-1	-	-	2-1	St. John's	1-0	-	-	1-0
Arkansas	1-0	-	-	1-0	Loyola Marymount	26-13	8-6	9-6	9-1	Stanford	3-10	0-2	2-7	1-1
Arkansas Pine Bluff	1-0	-	-	1-0	LSU	0-5	-	0-4	0-1	Tarleton State	1-0	-	-	1-0
Auburn	2-1	-	-	2-1	Maine	6-0	3-0	-	3-0	Tennessee	1-10	-	0-3	1-7
Ball State	2-0	-	-	2-0	Marist	2-0	1-0	-	1-0	Tennessee Tech	1-0	-	-	1-0
Baylor	5-4	3-3	-	2-1	Maryland	2-2	-	-	2-2	Texas	2-10	-	2-6	0-4
Bethune-Cookman	5-0	-	-	5-0	McNeese State	2-1	-	-	2-1	Texas A&M	6-9	-	4-5	2-4
Boise State	5-4	2-2	-	3-2	Memphis	2-0	-	-	2-0	Texas Southern	1-0	-	-	1-0
Boston	1-1	-	-	1-1	Mercer	1-0	-	-	1-0	Texas State	2-3	-	0-1	2-2
Buffalo	1-0	-	-	1-0	Miami (Ohio)	2-0	-	-	2-0	Texas Tech	2-3	1-2	-	1-1
Cal Baptist	0-1	-	-	0-1	Michigan	0-1	-	-	0-1	Texas-Arlington	1-0	-	-	1-0
Cal Poly	9-4	1-0	-	8-4	Middle Tennessee State	1-0	-	-	1-0	Toledo	1-0	-	-	1-0
Cal State Bakersfield	5-2	3-1	-	2-1	Minnesota	0-2	-	-	0-2	Tulsa	1-1	-	-	1-1
Cal State Fullerton	6-2	-	-	6-2	Mississippi State	3-2	-	-	3-2	UAB	1-0	-	-	1-0
California	6-4	-	-	6-4	Missouri	2-4	-	0-1	2-3	UC Davis	3-3	-	-	3-3
Campbell	1-0	-	-	1-0	Missouri-Kansas City	5-0	2-0	-	3-0	UC Riverside	4-0	-	-	4-0
Central Connecticut State	1-0	-	-	1-0	Monmouth	2-0	-	-	2-0	UC San Diego	2-0	-	2-0	-
Charlotte	1-0	-	-	1-0	Montana	1-0	-	-	1-0	UC Santa Barbara	11-1	-	2-0	9-1
Chatanooga	0-1	-	-	0-1	Mount St. Mary's	1-0	-	-	1-0	UCF	0-3	-	0-3	-
Cleveland State	1-0	-	-	1-0	NC State	1-0	-	1-0	-	UCLA	1-7	0-1	0-3	1-3
College of Charleston	2-0	-	-	2-0	Nebraska	4-5	-	-	4-5	UConn	1-0	-	-	1-0
Colorado State	23-13	14-4	8-6	1-3	Nevada	8-3	-	3-0	5-3	UMass	0-1	-	-	0-1
Connecticut	1-0	-	-	1-0	New Mexico	35-6	16-3	14-2	5-2	UNLV	28-10	14-2	10-8	4-0
Creighton	2-1	-	-	2-1	New Mexico State	4-1	3-0	1-0	0-1	UT Arlington	0-1	-	-	0-1
CSUN	6-2	-	-	6-2	North Carolina	1-2	-	1-0	0-2	Utah	30-16	16-5	12-9	2-2
Dartmouth	4-0	-	-	4-0	North Dakota	2-0	2-0	-	-	Utah State	34-3	21-2	11-1	2-0
DePaul	2-3	-	-	2-3	North Dakota State	6-4	1-0	-	5-4	Utah Tech (Dixie State)	8-0	4-0	4-0	-
Detroit Mercy	1-0	-	-	1-0	Northern Colorado	5-0	1-0	-	4-0	Utah Valley	48-6	25-1	20-5	3-0
Drake	2-2	-	-	2-2	Northern Illinois	2-0	-	-	2-0	UTEP	4-0	-	-	4-0
Drexel	1-0	-	-	1-0	Northwestern	3-3	-	-	3-3	UTSA	3-1	-	1-1	2-0
Duke	0-1	-	-	0-1	Northwestern State	1-1	-	-	1-1	Valpariso	0-1	-	-	0-1
East Carolina	5-1	-	-	5-1	Notre Dame	0-4	-	-	0-4	Villanova	0-1	-	-	0-1
Florida	0-1	-	-	0-1	Ohio	1-0	-	-	1-0	Virginia	4-3	-	-	4-3
Florida Gulf Coast	1-1	-	-	1-1	Ohio State	1-2	-	0-1	1-1	Virginia Tech	0-3	-	-	0-3
Florida International	2-0	-	-	2-0	Oklahoma	1-10	-	1-4	0-6	Wagner	3-0	2-0	-	1-0
Florida State	1-2	1-1	-	0-1	Oklahoma State	7-7	4-2	0-1	3-4	Washington	2-9	0-1	0-4	2-4
Fordham	3-0	-	-	3-0	Ole Miss	2-1	-	-	2-1	Weber State	4-2	2-1	2-0	0-1
Fresno State	7-9	-	3-7	4-2	Omaha	-	-	-	-	Western Carolina	1-0	-	-	1-0
George Washington	1-0	-	-	1-0	Oregon	3-12	1-1	0-8	2-3	Western Michigan	0-1	-	-	0-1
Georgetown	1-0	-	-	1-0	Oregon State	5-10	-	2-3	3-7	Wichita State	0-1	-	-	0-1
Georgia	1-3	-	-	1-3	Pacific	26-2	13-0	11-1	2-1	Winthrop	1-0	-	-	1-0
Georgia Tech	0-1	-	-	0-1	Penn State	0-1	-	-	0-1	Wisconsin	6-1	-	-	6-1
Grand Canyon	2-1	1-0	0-1	1-0	Pittsburgh	1-0	-	-	1-0	Yale	1-0	-	-	1-0
Harvard	1-0	-	-	1-0	Portland State	10-3	-	1-1	9-2					
Hawai'i	18-2	1-1	6-1	11-0	Princeton	1-0	-	-	1-0					
Hofstra	0-1	-	-	0-1	Providence	1-1	-	-	1-1					
Houston	3-6	2-4	1-1	0-1	Purdue	5-0	-	-	5-0					
Idaho State	21-2	16-1	1-1	4-0	Rhode Island	1-0	-	-	1-0					
Illinois	4-4	-	-	4-4	Robert Morris	2-0	-	-	2-0					
Illinois State	3-0	-	-	3-0	Rutgers	2-0	-	-	2-0					
Illinois-Chicago	4-0	-	-	4-0	Sacramento State	4-3	-	2-1	2-2					
Indiana	4-1	-	-	4-1	Saint Joseph's	1-0	-	-	1-0					
Iona	1-0	-	-	1-0	Saint Louis	1-0	-	-	1-0					
Iowa	0-2	-	-	0-2	Saint Mary's	29-4	16-0	11-4	2-0					
Iowa State	8-1	6-0	-	2-1	Sam Houston State	1-0	-	-	1-0					
Jacksonville	1-0	-	-	1-0	San Diego	31-3	15-0	14-3	2-0					
James Madison	1-4	-	-	1-4	San Diego State	27-18	7-6	19-9	1-3					
Kansas	5-5	0-2	3-0	2-3	San José State	8-3	3-0	-	5-3					
Kentucky	1-1	-	-	1-1	Santa Clara	30-2	11-1	18-1	2-0					
Liberty	0-1	-	-	0-1	Seattle	7-0	-	-	7-0					
Long Beach State	5-7	-	1-0	4-7	South Carolina	0-1	-	-	0-1					
Long Island-Brooklyn	2-2	-	-	2-2	South Dakota State	2-0	1-0	-	1-0					

Home: 272-60 (.819)
Away: 224-141 (.614)
Neutral: 344-198 (.635)
OVERALL RECORD: 840-399 (.678)

Bold signifies 2025 opponent
Royal signifies new opponents for Eakin in 2025



Home: 272-60 (.819)
Away: 224-141 (.614)
Neutral: 344-198 (.635)
OVERALL RECORD: 840-399 (.678)

Bold signifies 2025 opponent
Royal signifies new opponents for Eakin in 2025





ASSOCIATE HEAD COACH PETE MEREDITH

Coaching History

2014-present..... Associate Head Coach, BYU

Coaching Highlights

- Helped coach the team to eight WCC championships and seven NCAA regionals appearances
- Coached All-American, three-time WCC Pitcher of the Year and four-time NFCA All-Region honoree McKenna Bull
- Helped BYU pitchers earn the WCC Pitcher of the Year award for six-straight seasons (2015-2021)
- The Cougars have thrown four no-hitters, with the pitching staff averaging 296 strikeouts per season during Meredith's tenure

Playing Career Highlights

- Inducted into the ASA/USA National Softball Hall of Fame Class of 2016, 12-time ASA All-American
- Pitched the U.S. to a gold medal at the 1988 World Championships, won silver at 1995 Pan American Games
- Played professional men's fastpitch for Sportsman Enterprises, Dave Frye Plastering, Farm Tavern, Trans Aire International and Larry Miller Toyota, pitching in a record 23-consecutive International Softball Congress World Tournaments
- Set records for most tournament wins (61), no hitters (8), strikeouts in a tournament (100) and strikeouts in a game (21), and also holds the record for most wins in ASA/USA Championship play (55-27)
- Named to the All-World Team seven times, Team USA four times, inducted into the International Softball Congress Hall of Fame in 2007

Personal

- Hometown: Dunedin, New Zealand
- Married to Angie, has one daughter



ASSISTANT COACH ALLIE HANCOCK-SCHNEEMANN

Experience

2023-present..... Assistant Coach, BYU
 2022-2023..... Director of Operations, BYU
 2021-2022..... Assistant Coach, Utah Valley
 2020-2021..... Volunteer Assistant Coach, BYU

Responsibilities

- Oversee day-to-day operations for the BYU softball team, supporting numerous aspects of the program including marketing, travel, equipment, uniforms, assisting the pitching staff with charting and video, alumni relations and special events
- Serves as a liaison to athletic administrators, coaches, vendors and game contacts, and works extensively with the Nike and Wilson brands to outfit the BYU softball team with gear and equipment

Playing Career

- Played first base at BYU from 2016-2019
- Finished her career ranked No. 1 at BYU in career fielding percentage (min. 350 chances)

Education

- B.S. in Exercise & Wellness, BYU (2020)

Personal

- Hometown: Gilbert, Arizona
- Married former BYU baseball player Daniel Schneemann in January 2019 and has one daughter



ASSISTANT COACH KEN BROOKE

Experience

2023-present..... Assistant Coach, BYU
 2021-2023..... Hitting Coordinator, Auburn
 2021..... Hitting & Outfield Coach, Chandler Gilbert College
 2020..... Hitting Coach, Ottawa University

Career Highlights

- Guided BYU to average 6.7 runs/game (#7 nationally), .409 OBP (#10), .319 AVG (#16) and .514 SLG (#19) last season
- Helped Auburn almost quadruple its home run total from 2021 to 2022, going from 22 to 86 long bombs on the year.
- The Tigers also raised their slugging percentage by over 200 points, posting a .557 percentage compared to .338 the year before. Brooke coached SEC F0Y Bri Ellis, who tallied 20 home runs during her freshman campaign.
- In Brooke's second season, Auburn recorded 43 wins and finished third in the SEC, winning four postseason games and scoring 33 runs, the Tigers' highest totals since 2017.
- Is certified with On Base University, a professional organization that studies how the human body functions in relation to baseball and softball. Has worked with MLB players and hitting coaches, given hitting talks across the country, written professional baseball and softball swing mechanics books and helped the Texas Rangers with their system-wide hitting guide.
- Uses video analysis, functional movement screens, Blast, Rapsodo, Win Reality and K-vest 3D motion to track hitters' progress and outcomes
- Brooke played collegiate baseball at Lincoln Junior College and Bradley University before going on to serve as a player/manager in a semi-professional league, winning four consecutive championships and one batting title.



GIANNA MARES

Player Notes

- Pitched 4 2/3 innings in a win at No. 1/2 Oklahoma last season (4/12)
- Went six scoreless innings against Missouri-Kansas City (2/10)
- Three-time Arizona 4A state champion (2021-23)
- Two-time Region Player of the Year (2022-23)
- Mother, Valerie, played softball at New Mexico
- Majoring in marketing



Date	Opponent	GS	IP	H	R	ER	BB	SO	2B	3B	HR	WP	BK	HBP	TBB	W-L	SV	NP
2.6	@ UC San Diego ¹	-	-	-	-	-	-	-	-	-	-	-	-	-	-	-	-	-
2.8	Winthrop ¹	-	-	-	-	-	-	-	-	-	-	-	-	-	-	-	-	-
2.8	Portland State ¹	-	-	-	-	-	-	-	-	-	-	-	-	-	-	-	-	-
2.12	North Dakota State [®]	-	-	-	-	-	-	-	-	-	-	-	-	-	-	-	-	-
2.13	Illinois State [®]	-	-	-	-	-	-	-	-	-	-	-	-	-	-	-	-	-
2.14	Boise State [®]	-	-	-	-	-	-	-	-	-	-	-	-	-	-	-	-	-
2.15	Indiana [®]	-	-	-	-	-	-	-	-	-	-	-	-	-	-	-	-	-
2.15	Florida International [®]	-	-	-	-	-	-	-	-	-	-	-	-	-	-	-	-	-
2.20	Washington [*]	-	-	-	-	-	-	-	-	-	-	-	-	-	-	-	-	-
2.20	CSUN [*]	-	-	-	-	-	-	-	-	-	-	-	-	-	-	-	-	-
2.21	Hawai'i [*]	-	-	-	-	-	-	-	-	-	-	-	-	-	-	-	-	-
2.21	UC Santa Barbara [*]	-	-	-	-	-	-	-	-	-	-	-	-	-	-	-	-	-
2.22	Duke [*]	-	-	-	-	-	-	-	-	-	-	-	-	-	-	-	-	-
2.27	@ Sacramento State	-	-	-	-	-	-	-	-	-	-	-	-	-	-	-	-	-
2.28	UC Davis ⁵	-	-	-	-	-	-	-	-	-	-	-	-	-	-	-	-	-
2.28	San Jose State ⁵	-	-	-	-	-	-	-	-	-	-	-	-	-	-	-	-	-
3.1	San Jose State ⁵	-	-	-	-	-	-	-	-	-	-	-	-	-	-	-	-	-
3.1	UC Riverside ⁵	-	-	-	-	-	-	-	-	-	-	-	-	-	-	-	-	-
3.6	@ Arizona State ¹	-	-	-	-	-	-	-	-	-	-	-	-	-	-	-	-	-
3.7	@ Arizona State ¹	-	-	-	-	-	-	-	-	-	-	-	-	-	-	-	-	-
3.8	@ Arizona State ¹	-	-	-	-	-	-	-	-	-	-	-	-	-	-	-	-	-
3.11	@ Utah Tech	-	-	-	-	-	-	-	-	-	-	-	-	-	-	-	-	-
3.13	Idaho State	-	-	-	-	-	-	-	-	-	-	-	-	-	-	-	-	-
3.13	Idaho State	-	-	-	-	-	-	-	-	-	-	-	-	-	-	-	-	-
3.20	@ Houston ¹	-	-	-	-	-	-	-	-	-	-	-	-	-	-	-	-	-
3.21	@ Houston ¹	-	-	-	-	-	-	-	-	-	-	-	-	-	-	-	-	-
3.22	@ Houston ¹	-	-	-	-	-	-	-	-	-	-	-	-	-	-	-	-	-
3.25	@ Utah Valley	-	-	-	-	-	-	-	-	-	-	-	-	-	-	-	-	-
3.27	Arizona ¹	-	-	-	-	-	-	-	-	-	-	-	-	-	-	-	-	-
3.28	Arizona ¹	-	-	-	-	-	-	-	-	-	-	-	-	-	-	-	-	-
3.29	Arizona ¹	-	-	-	-	-	-	-	-	-	-	-	-	-	-	-	-	-
4.1	Utah Valley	-	-	-	-	-	-	-	-	-	-	-	-	-	-	-	-	-
4.3	@ Iowa State ¹	-	-	-	-	-	-	-	-	-	-	-	-	-	-	-	-	-
4.4	@ Iowa State ¹	-	-	-	-	-	-	-	-	-	-	-	-	-	-	-	-	-
4.5	@ Iowa State ¹	-	-	-	-	-	-	-	-	-	-	-	-	-	-	-	-	-
4.8	Utah Tech	-	-	-	-	-	-	-	-	-	-	-	-	-	-	-	-	-
4.10	UCF ¹	-	-	-	-</													

La Jolla Invitational¹ • Puerto Vallarta College Challenge² • Mary Nutter Collegiate Classic³ • Libby Matson Tournament⁵ • Big 12 game⁶



IP	6.0, Missouri-Kansas City (2.10.24)
Fewest Hits (min. 5 IP)	2, @ Utah (3.18.24)
Fewest Runs (min. 5 IP)	0, Missouri-Kansas City (2.10.24)
Fewest Earned Runs (min. 5 IP)	0, Missouri-Kansas City (2.10.24)
Fewest Walks (min. 5 IP)	1, @ Kansas (5.3.24)
Strikeouts	5, Missouri-Kansas City (2.10.24)
Pitches	93, UC Santa Barbara (3.2.24)

Year	ERA	W-L	APP	GS	CG	SHO	SV	IP	H	R	ER	BB	SO	2B	3B	HR	AVG	WP	HP	BK	SFA	SHA
2024	6.06	7-9	29	21	1	0	0	82	105	94	71	63	36	13	1	12	.305	16	7	0	3	6
TOTAL	6.06	7-9	29	21	1	0	0	82	105	94	71	63	36	13	1	12	.305	16	7	0	3	6



ARIYAH MORGAN

Player Notes

- Batted .435 as a senior with 27 hits and 18 runs scored (2024)
- 2023 First Team All-League
- 2023 Best Defensive Player
- 2022 Second Team All-League
- 2020 Central Coast Section champion
- Majoring in physiology


[illegible]

La Jolla Invitational[®] • Puerto Vallarta College Challenge[®] • Mary Nutter Collegiate Classic[®] • Libby Matson Tournament[®] • Big 12 game[®]



At Bats	
Hits	
Doubles	
Triples	
Home Runs	
RBI	
Runs	
Walks	
HBP	
Stolen Bases	

[illegible]



Player Notes

- 2022 First Team All-Region
- 2022 All-CUSD Player; Arizona state runner-up
- Also a 2023 badminton doubles state champion
- Was a 2022 badminton doubles state runner-up as well
- 2022 All-CUSD wrestler, qualified for state each year
- Majoring in exercise science

[illegible]

La Jolla Invitational¹ • Puerto Vallarta College Challenge¹⁰ • Mary Nutter Collegiate Classic⁸ • Libby Matson Tournament⁵ • Big 12 game



At Bats.....	
Hits.....	
Doubles.....	
Triples.....	
Home Runs.....	
RBI.....	
Runs.....	1, 3x (Florida International, 2.15.25)
Walks.....	1, Winthrop (2.8.25)
HBP.....	
Stolen Bases.....	

Year	AVG	GP/GS	AB	R	H	2B	3B	HR	RBI	TB	SLG%	BB	HBP	SO	GDP	OB%	SF	SH	SB/ATT	PO	A	E	FLD%
2025	.000	12/0	0	3	0	0	0	0	0	0	.000	1	0	0	0	1.000	0	0	0/0	1	0	0	1.000
TOTAL	.000	12/0	0	3	0	0	0	0	0	0	.000	1	0	0	0	1.000	0	0	0/0	1	0	0	1.000



Player Notes

- Homered in the Cougars' win at No. 1/2 Oklahoma last season (4/12)
- Hit 6 home runs in 2024, tied for fourth-most on the team
- Two-year starter for Ole Miss before transferring to BYU after the 2023 season
- Hit .286 and slugged .494 for the Rebels in 2023, with 44 H, 25 RBI and 8 HR
- Was born with two bottom middle teeth
- Majoring in communications: journalism (sports media)

[illegible]

La Jolla Invitational[®] • Puerto Vallarta College Challenge[®] • Mary Nutter Collegiate Classic[®] • Libby Matson Tournament[®] • Big 12 game



At Bats	5, LSU (5.10.23)
Hits	3, 2x (Louisiana Tech, 4.12.23)
Doubles	2, @ Southern Mississippi (3.15.23)
Triples	1, Utah (5.20.23)
Home Runs	2, 2x (Idaho State, 4.16.24)
RBI	4, 3x (Houston, 3.29.24)
Runs	3, 2x (Utah Tech, 4.2.24)
Walks	3, Georgia (5.11.22)
HBP	1, 6x (Oklahoma State, 3.22.24)
Stolen Bases	2, @ Southern Mississippi (3.15.23)

Year	AVG	GP/GS	AB	R	H	2B	3B	HR	RBI	TB	SLG%	BB	HBP	SO	GDP	OR%	SF	SH	SB/ATT	PO	A	E	FLD%
2022*	233	40/23	73	11	17	5	0	2	25	28	.384	12	1	25	3	.362	0	0/0	4	32	4	.944	
2023*	286	57/57	154	26	44	6	1	8	15	76	.494	17	3	47	1	.349	3	3/3	89	76	9	.949	
2024	295	50/49	132	21	39	7	0	6	27	76	.510	16	2	19	2	.377	1	8	110	64	13	.928	
2025	167	10/9	39	4	5	1	0	2	7	12	.400	1	1	5	0	.219	0	0/0	10	13	3	.882	
TOTAL	270	157/138	389	62	105	19	1	18	74	180	.463	46	7	96	6	.354	4	9	4/4	231	185	29	.933

*16 Miss



ALEIA AGBAYANI

Player Notes

- Started final 15 games played in last season; homered during Oklahoma series (4/13)
- Father, Benny, played baseball at HPU, in the MLB and Japan
- Mother, Niela, played softball at the University of Hawai'i
- Sister, Ailana, played two seasons at BYU before transferring to Oklahoma
- Graduated from Cal Berkeley before transferring to BYU
- Pursuing master's degree in public health

[illegible]

La Jolla Invitational¹ • Puerto Vallarta College Challenge² • Mary Nutter Collegiate Classic³ • Libby Matson Tournament⁵ • Big 12 game⁶



At Bats.....	4, 4x (UC Santa Barbara, 2.21.25)
Hits.....	3, Utah Tech (4.2.24)
Doubles.....	2, Winthrop (2.8.25)
Triples.....	1, North Dakota State (2.12.25)
Home Runs.....	2, UTEP (2.20.22)*
RBI.....	4, 2x (Utah Tech, 4.2.24)
Runs.....	3, Michigan State (2.8.20)*
Walks.....	2, 3x (Florida International, 2.15.25)
HBP.....	2, Portland State (2.8.25)
Strlen Bases.....	1, 6x (Portland State, 2.8.25)

Year	AVG	GP/GS	AB	R	H	2B	3B	HR	RBI	TB	SLG%	BB	HBP	SO	GDP	OB%	SF	SH	SB/ATT	PO	A	F	FLD%
2020 ¹	103	20/12	39	8	3	0	0	0	0	3	103	9	1	7	0	.333	0	0/0	17	1	2	.900	
2021 ²	162	24/18	27	5	6	2	0	1	9	11	.297	0	1	9	0	.184	0	2	1/1	11	1	1	.923
2022 ²	222	16/6	18	4	4	0	0	2	5	10	.556	0	0	5	0	.222	0	0	1/1	9	1	1	.909
2023 ³	-	-	-	-	-	-	-	-	-	-	-	-	-	-	-	-	-	-	-	-	-	-	-
2024	277	38/34	83	10	23	6	0	2	19	35	.422	13	2	9	0	.388	0	3	3/4	29	1	2	.938
2025	258	13/11	31	2	8	2	1	1	5	15	.484	6	3	3	1	.425	0	1	1/1	8	0	1	.889
TOTAL	222	111/71	198	29	44	10	1	6	38	74	.374	28	7	33	1	.339	0	6	6/7	74	4	7	.918

*Cal Berkley



ILOVE'A BRITTINGHAM

Player Notes

- Named to 2025 Softball America Freshman Watch List
- 2024 NCSAA National Hitter of the Year
- Two-time CalHSports All-State Team (2023-24)
- 2024 All-CIF Southern Section Team
- Hit .540 in 2024 with 47 H, 38 RBI, 19 HR and a .972 fielding percentage
- Batted .419 in 2023 with 39 H, 43 RBI and 13 HR

[illegible]

La Jolla Invitational¹ • Puerto Vallarta College Challenge² • Mary Nutter Collegiate Classic³ • Libby Matson Tournament⁵ • Big 12 game⁷



At Bats	4, 4x (UC Santa Barbara, 2.21.25)
Hits	3, Winthrop (2.8.25)
Doubles	1, Winthrop (2.8.25)
Triples	1, @ UC San Diego (2.6.25)
Home Runs	1, 2x (CSUN, 2.20.25)
RBI	3, 2x (Boise State, 2.14.25)
Runs	3, Winthrop (2.8.25)
Walks	1, @ UC San Diego (2.6.25)
HBP	
Stolen Bases	1, 3x (UC Santa Barbara, 2.21.25)

Year	AVG	GP/GS	AB	R	H	2B	3B	HR	RBI	TB	SLG%	BB	HBP	SO	GDP	OR%	SF	SH	SB/ATT	PO	A	E	FLD%
2025	.341	13/13	41	6	14	1	1	2	13	23	.561	1	0	7	0	.349	1	0	3/3	17	2	0	1.000
TOTAL	.341	13/13	41	6	14	1	1	2	13	23	.561	1	0	7	0	.349	1	0	3/3	17	2	0	1.000



Player Notes

- Played in 22 games last season, mainly as a pinch runner
- Scored eight runs and went 3-3 on stolen bases
- Mother, Heather, played softball & father, Joseph, played lacrosse and George Mason
- Holds Freedom HS records with a .548 AVG, .641 OBP, 12 HR and 42 stolen bases
- Two-time First Team All-State (2021, 23)
- Majoring in geography: geospatial intelligence

[illegible]

La Jolla Invitational¹¹ • Puerto Vallarta College Challenge¹² • Mary Nutter Collegiate Classic⁸ • Libby Matson Tournament⁵ • Big 12 game¹



At Bats.....	1, Illinois State (2.16.24)
Hits.....	
Doubles.....	
Triples.....	
Home Runs.....	
RBI.....	
Runs.....	1, 10x (Winthrop, 2.8.25)
Walks.....	
HBP.....	
Stolen Bases.....	1, 4x (Winthrop, 2.8.25)

Year	AVG	GP/GS	AB	R	H	2B	3B	HR	RBI	TB	SLG	BB	HBP	SO	GDP	OB%	SF	SH	SB/ATT	PO	A	E	FLD%
2024	.000	22/0	1	8	0	0	0	0	0	0	.000	0	0	0	0	.000	0	0	3/3	0	0	0	.000
2025	.000	5/0	0	2	0	0	0	0	0	0	.000	0	0	0	0	.000	0	0	1/1	0	0	0	.000
TOTAL	.000	27/0	1	10	0	0	0	0	0	0	.000	0	0	0	0	.000	0	0	4/4	0	0	0	.000



Player Notes

- 2024 Spring Academic All-Big 12 Second Team
- Perfect fielding percentage on 31 chances last season
- Dropped down a 2-RBI bunt in the NISC title game in 2023 (5/20)
- 2021 PGF All-American Watch List
- Ranked No. 57 in the 2021 Extra Inning Softball Top 100
- Majoring in physical education teaching/coaching

[illegible]

La Jolla Invitational[®] • Puerto Vallarta College Challenge[®] • Mary Nutter Collegiate Classic[®] • Libby Matson Tournament[®] • Big 12 game[®]



At Bats.....	4, 3x (Iowa State, 4.20.24)
Hits.....	3, DePaul (2.18.23)
Doubles.....	
Triples.....	1, @ Utah Valley (4.9.24)
Home Runs.....	
RBI.....	3, @ Utah Valley (4.9.24)
Runs.....	2, 5x (@ Utah Valley, 4.9.24)
Walks.....	1, 4x (Iowa State, 4.18.24)
HBP.....	
Stolen Bases.....	1, 11x (@ Kansas, 5.4.24)

Year	AVG	GP/GS	AB	R	H	2B	3B	HR	RBI	TB	SLG%	BB	HBP	SO	GDP	OB%	SE	SH	SB/ATT	PO	A	E	FLD%
2022																							
2023	.172	32/8	29	12	5	0	0	0	5	5	.172	0	0	10	0	.172	0	1	5/5	5	0	1	.833
2024	.302	37/16	53	19	16	0	1	0	7	18	.340	4	0	5	0	.351	0	0	5/6	31	0	0	1.000
2025	.231	12/2	13	4	3	0	0	0	2	3	.231	0	0	4	0	.231	0	0	1/1	2	0	0	1.000
TOTAL	.253	81/26	95	35	24	0	1	0	14	26	.274	4	0	19	0	.283	0	1	11/12	38	0	1	.974



Player Notes

- 2024 Spring Academic All-Big 12 First Team
- 2023 CSC Academic All-District Team, WCC All-Academic Honorable Mention
- Sister, Sarah, played softball at Emory University
- Hold's Starr's Mill HS records in hits (171), runs (176), stolen bases (163)
- Second in career batting average (.465) and OBP (.545) at Starr's Mill
- Majoring in computer science



Date	Opponent	AB	R	H	RBI	2B	3B	HR	BB	SB	CS	HBP	SAC	SF	GDP	K	PO	A	E
2.6	@ UC San Diego¹	0	1	0	0	0	0	0	1	0	0	0	1	0	0	0	0	0	0
2.8	Winthrop¹	2	1	0	2	0	0	0	0	0	0	0	0	0	0	0	1	0	0
2.8	Portland State¹	-	-	-	-	-	-	-	-	-	-	-	-	-	-	-	-	-	-
2.12	North Dakota State®	0	0	0	0	0	0	0	0	0	0	0	0	0	0	0	0	0	0
2.13	Illinois State®	0	0	0	0	0	0	0	0	0	0	0	0	0	0	0	0	1	0
2.14	Boise State®	1	1	1	1	0	0	0	1	0	0	0	0	0	0	0	2	1	1
2.15	Indiana®	2	0	1	0	0	0	0	1	0	0	0	0	0	0	1	1	0	0
2.15	Florida International®	3	0	1	1	0	0	0	0	1	0	0	0	0	0	0	3	0	0
2.20	Washington¹	1	1	0	0	0	0	0	1	0	0	0	0	0	0	1	0	0	0
2.20	CSUN¹	-	-	-	-	-	-	-	-	-	-	-	-	-	-	-	-	-	-
2.21	Hawai'i¹	1	0	0	0	0	0	0	1	0	0	0	0	0	0	0	1	0	0
2.21	UC Santa Barbara¹	1	0	0	1	0	0	0	0	0	0	0	1	0	0	0	1	0	0
2.22	Duke¹	1	0	0	0	0	0	0	1	0	0	0	0	0	0	1	1	0	0
2.27	@ Sacramento State																		
2.28	UC Davis¹																		
2.28	San Jose State¹																		
3.1	San Jose State¹																		
3.1	UC Riverside¹																		
3.6	@ Arizona State¹																		
3.7	@ Arizona State¹																		
3.8	@ Arizona State¹																		
3.11	@ Utah Tech																		
3.13	Idaho State																		
3.13	Idaho State																		
3.20	@ Houston¹																		
3.21	@ Houston¹																		
3.22	@ Houston¹																		
3.25	@ Utah Valley																		
3.27	Arizona¹																		
3.28	Arizona¹																		
3.29	Arizona¹																		
4.1	Utah Valley																		
4.3	@ Iowa State¹																		
4.4	@ Iowa State¹																		
4.5	@ Iowa State¹																		
4.8	Utah Tech																		
4.10	UCF¹																		
4.11	UCF¹																		

La Jolla Invitational¹¹ • Puerto Vallarta College Challenge¹² • Mary Nutter Collegiate Classic⁸ • Libby Matson Tournament⁵ • Big 12 game¹



At Bats.....	3, 2x (Florida International, 2.15.25)
Hits.....	1, 15x (Florida International, 2.15.25)
Doubles.....	1, Utah Valley (4.9.24)
Triples.....	
Home Runs.....	
RBI.....	2, Winthrop (2.8.25)
Runs.....	1, 38x (Boise State (2.14.25)
Walks.....	1, 13x (Duke, 2.22.25)
HRP.....	1, Missouri-Kansas City, 2.10.24
Stolen Bases.....	1, 12x (Florida International, 2.15.25)

Year	AVG	GP/GS	AB	R	H	2B	3B	HR	RBI	TB	SLG%	BB	HBP	SO	GDP	OB%	SF	SH	SB/ATT	PO	A	E	FLD%
2022	.200	41/3	10	17	2	0	0	0	2	200	7	0	2	0	529	0	3	7/9	1	0	0	1.000	
2023	.200	39/9	25	5	0	0	0	1	2	500	3	0	6	0	286	0	4	2/2	16	0	1	944	
2024	.313	38/4	16	13	5	1	0	0	6	375	0	1	2	0	353	0	3	1/1	5	1	1	.85	
2025	.250	11/9	12	4	3	0	0	5	3	250	6	0	3	0	500	0	2	1/1	11	1	1	.92	
TOTAL	.238	129/15	63	39	15	1	0	0	8	16	.254	16	1	13	0	400	0	12	11/13	3	2	3	.923



Player Notes

- 2025 Preseason All-Big 12 Team; No. 74 on Softball America's Preseason Top 100 list
- 2024 NFCA All-Midwest Region First Team
- Transferred to BYU after freshman season at Lehigh
- Four-time Rookie of the Week in the Patriot League (2023)
- Mother, Alicia, played softball at Hawai'i-Hilo
- Majoring in political science with minors in African studies and English

[illegible]

La Jolla Invitational[®] • Puerto Vallarta College Challenge[®] • Mary Nutter Collegiate Classic[®] • Libby Matson Tournament[®] • Big 12 game[®]



At Bats	6, Georgetown (2.19.23)
Hits	4, 2x (Cal Poly, 2.24.24)
Doubles	1, 5x (@ Hawai'i, 2.10.24)
Triples	2, Texas Tech (3.7.24)
Home Runs	1, 13x (Iowa State, 4.19.24)
RBI	5, Cal Poly (2.24.24)
Runs	4, Cal Poly (2.24.24)
Walks	2, 2x (Florida International (2.15.25)
HBP	1, 5x (Houston, 3.29.24)
Stolen Bases	2, 5x (Florida International (2.15.25)

Year	AVG	GP/GS	AB	R	H	2B	3B	HR	RBI	TB	SLG%	BB	HBP	SO	GDP	OB%	SF	SH	SB/ATT	PO	A	F	FID%
2023*	.302	54/54	187	42	57	4	1	7	32	84	.444	14	2	34	2	.354	3	16/16	117	100	11	.875	
2024*	.348	51/48	155	39	54	6	2	6	40	82	.529	3	1	11	.366	3	2	9/9	238	8	7	.952	
2025	.344	13/11	32	7	11	0	1	0	1	13	.406	5	0	4	0	.432	0	1	4/6	6	2	0	1.000
TOTAL	.326	118/113	374	88	122	10	4	13	73	179	.479	22	5	49	3	.366	6	29/31	163	147	19	.942	




KENNADEE BELNAP

- Transferred to BYU this past summer after freshman season at Galveston College
- Helped Whitecaps finish fifth at the 2024 NJCAA World Series
- 2024 Region 14 champion and South Division Conference champion
- 2023-24 Vice President's List at Galveston
- Mother, RaeAnne, played softball at Coffeyville Community College
- Majoring in business and marketing

[illegible]

La Jolla Invitational¹ • Puerto Vallarta College Challenge² • Mary Nutter Collegiate Classic³ • Libby Matson Tournament⁵ • Big 12 game⁶



TP
 Fewest Hits
 Fewest Runs
 Fewest Earned Runs
 Fewest Walks
 Strikeouts
 Pitches

[illegible]

KAYSEN KORTH

- Made just six appearances and two starts last season due to injury
- 2023 All-WCC First Team; three-time WCC Pitcher of the Week (2/20, 3/6, 5/8)
- Tied all-time BYU record for most strikeouts in a game with 15 vs. UNLV (3/3)
- Second-most wins (19), strikeouts (189), third-most shutout (3) in freshman history
- 2022 Utah Gatorade Player of the Year, Utah Ms. Softball, MaxPreps Utah PDY
- Majoring in public relations

[illegible]

La Jolla Invitational[®] • Puerto Vallarta College Challenge[®] • Mary Nutter Collegiate Classic[®] • Libby Matson Tournament[®] • Big 12 game[®]



IP	12 @ Saint Mary's (5.12.23)
Fewest Hits (min. 5 IP)	1. San Diego (4.29.23)
Fewest Runs (min. 5 IP)	0. 5x (UC Santa Barbara, 2.21.25)
Fewest Earned Runs (min. 5 IP)	0. 5x (UC Santa Barbara, 2.21.25)
Fewest Walks (min. 5 IP)	0. Wisconsin (2.9.23)
Strikeouts	15. UNLV (3.3.23)
Pitches	173. @ Saint Mary's (5.12.23)

Year	ERA	W-L	APP	GS	CG	SHO	SV	IP	H	R	ER	BB	SO	2B	3B	HR	AVG	WP	HP	BK	SFA	SHA
2023	2.49	19-18	35	26	16	4	1	174.0	152	74	62	76	189	19	2	16	.232	7	5	0	4	9
2024	5.25	10-16	6	2	0	0	0	13.1	14	10	10	5	12	4	3	.269	1	1	0	0	0	
2025	0.36	6-0	9	6	3	1	2	39.0	24	5	2	8	35	4	0	.176	3	5	0	2	1	
TOTAL	2.29	26-10	50	34	19	5	3	226.1	190	89	74	89	236	27	2	19	.226	11	11	0	6	11



Player Notes

- Returns to SS after catching the last two seasons (converted over Christmas break 2022-23)
- Serving as BYU Student Athlete Advisory Committee (SAAC) President this school year (2024-25)
- Named Big 12 Player of the Week once last season (4/23)
- 2023 WCC Freshman of the Year, All-WCC Second Team, WCC Player of the Week (4/10)
- Mother, Heather, played softball at Southern Utah
- Majoring in exercise science (pre-med)



Date	Opponent	AB	R	H	RBI	2B	3B	HR	BB	SB	CS	HBP	SAC	SF	GDP	K	PO	A
2.6	@ UC San Diego¹	3	1	2	1	1	0	0	1	0	0	0	0	0	0	0	2	0
2.8	Winthrop¹	3	1	0	0	0	0	0	1	0	0	0	0	0	0	0	1	0
2.8	Portland State¹	3	2	1	3	0	0	1	0	0	0	0	0	0	0	1	2	3
2.12	North Dakota State®	4	0	0	0	0	0	0	0	0	0	0	0	0	0	1	2	5
2.13	Illinois State®	3	1	1	0	0	0	0	0	0	0	0	0	0	0	0	2	1
2.14	Boise State®	2	1	1	0	0	0	0	2	0	0	0	0	0	0	0	5	1
2.15	Indiana®	3	0	0	0	0	0	0	0	0	0	0	0	0	0	0	2	1
2.15	Florida International®	2	1	1	2	0	0	1	1	0	0	0	1	0	0	0	5	4
2.20	Washington*	3	0	0	0	0	0	0	0	0	0	0	0	0	0	1	2	2
2.20	CSUN*	2	0	0	0	0	0	0	1	0	0	0	0	0	0	1	2	3
2.21	Hawai'i*	3	1	2	1	0	0	1	0	0	0	0	0	0	0	0	1	3
2.21	UC Santa Barbara*	2	1	1	1	1	0	0	0	0	0	1	0	0	0	1	2	3
2.22	Duke³	3	0	0	0	0	0	0	0	0	0	0	0	0	0	1	0	2
2.27	@ Sacramento State																	
2.28	UC Davis³																	
2.28	San Jose State³																	
3.1	San Jose State³																	
3.1	UC Riverside³																	
3.6	@ Arizona State¹																	
3.7	@ Arizona State¹																	
3.8	@ Arizona State¹																	
3.11	@ Utah Tech																	
3.13	Idaho State																	
3.13	Idaho State																	
3.20	@ Houston¹																	
3.21	@ Houston¹																	
3.22	@ Houston¹																	
3.25	@ Utah Valley																	
3.27	Arizona¹																	
3.28	Arizona¹																	
3.29	Arizona¹																	
4.1	Utah Valley																	
4.3	@ Iowa State¹																	
4.4	@ Iowa State¹																	
4.5	@ Iowa State¹																	
4.8	Utah Tech																	
4.10	UCF¹																	
4.11	UCF¹																	
4.12	UCF¹																	
4.14	Fresno State																	



At Bats	5, Houston (3.29.24)
Hits	3, Portland State (3.3.23)
Doubles	1, 12x @ UC San Diego, 2.6.25
Triples	1, 3x (Oklahoma State, 5.9.24)
Home Runs	2, Idaho State (4.16.24)
RBI	5, Idaho State (4.16.24)
Runs	3, 3x (Idaho State, 4.16.24)
Walks	3, Texas A&M (2.23.23)
HBP	1, 10x UC Santa Barbara, 2.21.25
Stolen Bases	1, 3x (Bethune-Cookman, 2.22.24)

Year	AVG	GP/GS	AB	R	H	2B	3B	HR	RBI	TB	SLG%	BB	BABIP	SO	GDP	OAR%	SB	SH	SB/ATT	P_A	F	FLO2	
2023	.316	51/51	133	25	42	3	1	9	39	79	.594	24	2	28	0	.462	2	1/1	335	34	2	.989	
2024	.261	50/46	134	30	35	3	2	10	31	72	.537	16	7	23	0	.367	1	0	212	185	45	.988	
2025	.250	13/13	36	9	2	0	3	8	20	55.6	6	1	6	0	0	.372	0	0	0	26	31	2	.988
TOTAL	.284	114/110	364	64	86	13	3	22	78	201	.556	46	10	57	0	.392	3	3/3	544	108	82	.988	




Player Notes

- Named to 2025 DI Softball D100 Freshman Watch List
- 2023 18U Alliance national champion
- 2023 Empire League champion and MVP
- Two-time All-Empire League First Team (2021-22)
- Spent two years coaching a rec ball softball team, teaching hitting/pitching skills
- Majoring in psychology



Date	Opponent	AB	R	H	RBI	2B	3B	HR	BB	SB	CS	HBP	SAC	SF	GDP	K	PO	A
2.6	@ UC San Diego¹	1	0	1	0	1	0	0	0	0	0	0	0	0	0	0	0	0
2.8	Winthrop¹	1	0	0	0	0	0	0	0	0	0	0	0	0	0	1	0	0
2.8	Portland State¹	3	0	0	0	0	0	0	0	0	0	0	0	0	0	6	0	0
2.12	North Dakota State²	-	-	-	-	-	-	-	-	-	-	-	-	-	-	-	-	-
2.13	Illinois State³	2	0	2	1	0	0	0	0	0	0	0	0	0	0	0	1	2
2.14	Boise State⁴	3	0	0	0	0	0	0	0	0	0	0	0	0	0	4	0	0
2.15	Indiana⁵	-	-	-	-	-	-	-	-	-	-	-	-	-	-	-	-	-
2.15	Florida International⁶	3	0	1	0	0	0	1	0	0	0	0	0	0	0	7	0	0
2.20	Washington⁷	-	-	-	-	-	-	-	-	-	-	-	-	-	-	-	-	-
2.20	CSUN⁸	3	1	2	1	1	0	1	0	0	0	0	0	0	0	5	2	0
2.21	Hawaii⁹	3	1	1	0	0	0	1	0	0	0	0	0	0	0	0	4	0
2.21	UC Santa Barbara⁹	3	0	0	0	0	0	0	0	0	0	1	0	0	2	0	2	0
2.22	Duke⁸	3	0	2	0	0	0	0	0	0	0	0	0	0	0	1	0	0
2.27	@ Sacramento State																	
2.28	UC Davis⁷																	
2.28	San Jose State⁵																	
3.1	San Jose State⁵																	
3.1	UC Riverside⁵																	
3.6	@ Arizona State¹																	
3.7	@ Arizona State¹																	
3.8	@ Arizona State¹																	
3.11	@ Utah Tech																	
3.13	Idaho State																	
3.13	Idaho State																	
3.20	@ Houston¹																	
3.21	@ Houston¹																	
3.22	@ Houston¹																	
3.25	@ Utah Valley																	
3.27	Arizona¹																	
3.28	Arizona¹																	
3.29	Arizona¹																	
4.1	Utah Valley																	
4.3	@ Iowa State¹																	
4.4	@ Iowa State¹																	
4.5	@ Iowa State¹																	
4.8	Utah Tech																	
4.10	UCF¹																	
4.11	UCF¹																	
4.12	UCF¹																	
4.14	Fresno State																	
4.17	Utah¹																	



At Bats.....	3, 7x (Duke, 2:22.25)
Hits.....	2, 3x (Duke, 2:22.25)
Doubles.....	1, 2x (CSUN, 2:20.25)
Triples.....	
Home Runs.....	1, 2x (Hawaii, 2:21.25)
RBI.....	1, 3x (Hawaii, 2:21.25)
Runs.....	1, 2x (Hawaii, 2:21.25)
Walks.....	1, Florida International (2:15.25)
HBP.....	
Stolen Bases.....	

Year	AVG	GP/GS	AB	R	H	2B	3B	HR	RBI	TB	SLG%	BB	HBP	SO	GDP	OB%	SF	SH	SB/ATT	PO	A	E	FLD%
2025	.360	10/8	25	2	9	2	0	2	3	17	.680	1	0	2	0	.385	0	1	0/0	25	10	0	1.000
TOTAL	.360	10/8	25	2	9	2	0	2	3	17	.680	1	0	2	0	.385	0	1	0/0	25	10	0	1.000




Player Notes

- Played two seasons at Salt Lake Community College before transferring to BYU this summer
- 2024 NJCAA All-America Third Team and NFCA All-Region Second Team honoree
- Two-time SWAC Region 18 All-Tournament team member (2023-24)
- Four-time First Team All-Region honoree at Clearfield HS (2019-22)
- Also played basketball and volleyball at Clearfield
- Majoring in communications



Date	Opponent	AB	R	H	RBI	2B	3B	HR	BB	SB	CS	HBP	SAC	SF	GDP	K	PO	A	F
2.6	@ UC San Diego¹	0	0	0	0	0	0	0	1	0	0	0	0	0	0	0	0	0	0
2.8	Winthrop¹	1	1	1	0	0	1	0	0	0	0	0	0	0	0	0	0	1	0
2.8	Portland State¹	0	0	0	0	0	0	0	0	0	0	0	0	0	0	0	0	0	0
2.12	North Dakota State²	0	0	0	0	0	0	0	0	0	0	0	0	0	0	0	0	0	0
2.13	Illinois State²	0	0	0	0	0	0	0	0	0	0	0	0	0	0	0	0	0	0
2.14	Boise State²	0	1	0	0	0	0	0	1	0	0	0	1	0	0	0	0	0	0
2.15	Indiana²	0	0	0	0	0	0	0	0	0	0	0	0	0	0	0	0	0	0
2.15	Florida International²	-	-	-	-	-	-	-	-	-	-	-	-	-	-	-	-	-	-
2.20	Washington³	-	-	-	-	-	-	-	-	-	-	-	-	-	-	-	-	-	-
2.20	CSUN⁴	2	0	0	0	0	0	0	0	0	0	0	0	0	2	1	0	0	0
2.21	Hawai⁴	-	-	-	-	-	-	-	-	-	-	-	-	-	-	-	-	-	-
2.21	UC Santa Barbara⁴	0	1	0	0	0	0	0	0	0	0	0	0	0	0	0	0	0	0
2.22	Duke⁴	0	0	0	0	0	0	0	0	0	0	0	0	0	0	0	0	0	0
2.27	@ Sacramento State																		
2.28	UC Davis⁵																		
2.28	San Jose State⁵																		
3.1	San Jose State⁵																		
3.1	UC Riverside⁵																		
3.6	@ Arizona State¹																		
3.7	@ Arizona State¹																		
3.8	@ Arizona State¹																		
3.11	@ Utah Tech																		
3.13	Idaho State																		
3.13	Idaho State																		
3.20	@ Houston¹																		
3.21	@ Houston¹																		
3.22	@ Houston¹																		
3.25	@ Utah Valley																		
3.27	Arizona¹																		
3.28	Arizona¹																		
3.29	Arizona¹																		
4.1	Utah Valley																		
4.3	@ Iowa State¹																		
4.4	@ Iowa State¹																		
4.5	@ Iowa State¹																		
4.8	Utah Tech																		
4.10	UCF¹																		
4.11	UCF¹																		
4.12	UCF¹																		

La Jolla Invitational¹ • Puerto Vallarta College Challenge²⁰ • Mary Nutter Collegiate Classic⁸ • Libby Matson Tournament⁵ • Big 12 game¹



At Bats	2, CSUN (2.20.25)
Hits	1, Portland State (2.8.25.25)
Doubles	
Triples	1, Portland State (2.8.25)
Home Runs	
RBI	
Runs	1, 3x (UC Santa Barbara, 2.21.25)
Walks	1, 2x (Boise State, 2.14.25)
HBP	
Stolen Bases	

Year	AVG	GP/GS	AB	R	H	2B	3B	HR	RBI	TB	SLG	BB	HBP	SO	GDP	OB%	SF	SH	SB/ATT	PO	A	E	FLO%
2023*	.366	40/25	93	39	34	5	2	1	28	46	.495	9	0	2	0	.417	1	0	18/20	32	38	7	.903
2024*	.463	56/56	190	79	88	24	6	4	60	136	.716	25	1	10	2	.528	0	2	31/38	68	65	10	.936
2025	.333	9/1	3	3	1	0	1	0	0	3	1.000	2	0	2	0	.600	0	1	0/0	1	2	0	1.000
TOTAL	.333	9/1	3	3	1	0	1	0	0	3	1.000	2	0	2	0	.600	0	1	0/0	1	2	0	1.000

**Salt Lake Community College*



Player Notes

- Pitched two innings of shutout ball in win at No. 1/2 Oklahoma last season
- Led the Big 12 in saves (4) in 2024
- Brother, Nate, played baseball at BYU before getting drafted by the Tampa Bay Rays
- Three-time Utah 4A First Team All-State; two-time Utah 4A state champion (2021, 23)
- Also played basketball and volleyball at Bear River HS
- Majoring in broadcast journalism

[illegible]

La Jolla Invitational[®] • Puerto Vallarta College Challenge[®] • Mary Nutter Collegiate Classic[®] • Libby Matson Tournament[®] • Big 12 game[®]



IP	6.0	Duke (2:22:25)
Fewest Hits (min. 5 IP)	3	North Dakota State (2:12:25)
Fewest Runs (min. 5 IP)	1	3x Duke (2:22:25)
Fewest Earned Runs (min. 5 IP)	0	Rutgers (2:24:24)
Fewest Walks (min. 5 IP)	1	Houston (3:29:24)
Strikeouts	8	Duke (2:22:25)
Pitches	102	Duke (2:22:25)

Year	ERA	W-L	APP	GS	CG	SHO	SV	TP	H	R	ER	BB	SO	2B	3B	HR	AVG	WP	HP	BK	SFA	SHA
2024	4.93	6-6	37	10	1	0	4	86.2	121	83	61	66	68	21	2	5	.325	16	2	0	4	4
2025	2.74	1-2	7	5	1	0	4	23.0	20	9	9	10	21	5	0	0	.233	1	1	0	0	1
TOTAL	4.47	7-8	44	15	2	0	4	109.2	141	92	70	76	89	26	2	5	.279	17	3	0	4	5




Player Notes

- Hit grand slam in BYU's victory over Texas Tech, its first Big 12 win in program history (3/10)
- Also hit a walk-off single in extra innings against Cal State Fullerton (2/17)
- Named to 2023 National Invitational Softball Championship (NISC) All-Tourney Team
- Three-time Arizona First-Team All-State (2019, 21-22)
- Most RBI (71) and runs (59); second in home runs (16) in Arizona 6A (2022)
- Majoring in elementary education

[illegible]

La Jolla Invitational¹¹ • Puerto Vallarta College Challenge¹² • Mary Nutter Collegiate Classic⁸ • Libby Matson Tournament⁵ • Big 12 game¹



At Bats.....	5, Houston (3.29.24)
Hits.....	3, Texas Tech (3.9.24)
Doubles.....	1, 12x (UC Santa Barbara, 2.21.25)
Triples.....	1, 2x (Iowa State, 4.19.24)
Home Runs.....	1, 7x (@ Kansas, 5.4.24)
RBI.....	5, Texas Tech (3.9.24)
Runs.....	2, 5x (Idaho State, 4.16.24)
Walks.....	1, 7x (@ UC San Diego, 2.6.25)
HBP.....	1, 9x (Oklahoma State, 5.9.24)
Stolen Bases.....	1 @ Oklahoma (4.12.24)

Year	AVG	GP/GS	AB	R	H	2B	3B	HR	RBI	TB	SLG%	BB	HBP	SO	GDP	OB%	SF	SH	SB/ATT	PO	A	F	FLO%
2023	236	27/25	72	17	1	0	2	12	24	333	2	3	15	1	282	1	0	0	0	18	3	1	.958
2024	235	51/50	149	20	47	10	2	5	27	76	510	4	6	22	1	356	1	3	1/1	81	41	8	.935
2025	250	10/9	24	2	6	1	0	0	7	292	1	0	4	0	280	0	2	0	0	66	0	1	.985
TOTAL	286	88/84	245	29	70	12	2	7	42	107	437	7	9	41	2	327	2	5	1/1	165	44	10	.954



Player Notes

- Sat out last season due to injury
- Made five appearances in 2023 with one start, pitching six total innings
- 2022 First Team All-Region Pitcher of the Year
- All-State Scholar Athlete
- 2019 Second Team All-Region
- Majoring in exercise science


[illegible]

La Jolla Invitational[®] • Puerto Vallarta College Challenge[®] • Mary Nutter Collegiate Classic[®] • Libby Matson Tournament[®] • Big 12 game[®]



TP	2.2	Boise State (3.31.23)
Fewest Hits (min. 2 TP)	4	Boise State (3.31.23)
Fewest Runs (min. 2 TP)	2	Boise State (3.31.23)
Fewest Earned Runs (min. 2 TP)	2	Boise State (3.31.23)
Fewest Walks (min. 2 TP)	1	Boise State (3.31.23)
Strikeouts	1.2x	Boise State (3.21.23)
Pitches	48	Boise State (3.21.23)

Year	ERA	W-L	APP	GS	CG	SHO	SV	IP	H	R	ER	BB	SO	2B	3B	HR	AVG	WP	HP	BK	SFA	SHA
2023	9.33	0-0	5	1	0	0	0	6.0	14	8	8	4	2	1	0	3	.452	1	0	0	0	0
2024	-	-	-	-	-	-	-	-	-	-	-	-	-	-	-	-	-	-	-	-	-	-
2025	15.75	0-1	2	1	0	0	0	1.0	3	3	2	0	1	0	1	1	.500	0	0	0	0	0
TOTAL	8.00	0-0	6	1	0	0	0	7.0	14	8	8	4	2	1	0	3	.476	1	0	0	0	0



Player Notes

- Played in 44 games last season, starting four of them
- Scored 22 runs tallying one hit and one stolen base
- Scored 13 runs as a pinch runner in 2023, going 2-4 on stolen bases
- Three-time all-state (2018-19, 21)
- 2022 Alabama Top 20 player; all-region top 20 player
- Majoring in exercise science

[illegible]

La Jolla Invitational¹ • Puerto Vallarta College Challenge² • Mary Nutter Collegiate Classic³ • Libby Matson Tournament⁵ • Big 12 game⁶



At Bats	3, 0le Miss (2.8.24)
Hits	1, Cal State Fullerton (2.17.24)
Doubles	
Triples	
Home Runs	
RBI	
Runs	1, 24x (Oklahoma, 5.10.24)
Walks	
HBP	
Stolen Bases	1, 3x (Houston, 3.28.24)

Year	AVG	GP/GS	AB	R	H	2B	3B	HR	RBI	TB	SLG%	BB	HBP	SO	GDP	OBR%	SF	SH	SB/ATT	PO	A	E	FLOPS
2023	.000	37/0	0	13	0	0	0	0	0	.000	0	0	0	0	0	.000	0	2/4	0	0	0	0	1.000
2024	.003	4/4	12	22	1	0	0	0	1	.083	0	0	8	0	0	.083	0	1/2	6	0	0	0	.001
TOTAL	.083	81/4	12	35	1	0	0	0	1	.083	0	0	8	0	0	.083	0	3/6	6	0	0	0	1.000

A portrait of a young woman with long dark hair, smiling, wearing a blue BYU polo shirt. She is positioned in front of a blue and white striped background.

Player Notes

- Named to 2025 Softball America Freshman Watch List
- 2023 AFCS Most Outstanding Player; 18U Alliance national champion
- Two-time All-State First Team (2022-23)
- Two-time Citrus Belt League MVP (2022-23)
- Two-time All-Citrus Belt League First Team (2022, 24)
- Majoring in psychology

[illegible]

La Jolla Invitational[®] • Puerto Vallarta College Challenge[®] • Mary Nutter Collegiate Classic[®] • Libby Matson Tournament[®] • Big 12 game[®]



IP	5.0	Winthrop	(2.8.25)
Fewest Hits (min. 5 IP)	2	Winthrop	(2.8.25)
Fewest Runs (min. 5 IP)	2	Winthrop	(2.8.25)
Fewest Earned Runs (min. 5 IP)	1	Winthrop	(2.8.25)
Fewest Walks (min. 5 IP)	1	Winthrop	(2.8.25)
Strikeouts	4	Winthrop	(2.8.25)
Pitches	70	Winthrop	(2.8.25)

Year	ERA	W-L	APP	GS	CG	SHO	SV	IP	H	R	ER	BB	SO	2B	3B	HR	AVG	WP	HP	BK	SFA	SH
2025	2.25	1-1	8	1	0	0	1	18.2	19	11	6	4	12	2	2	0	.271	1	0	0	1	
TOTAL	2.25	1-1	8	1	0	0	1	18.2	19	11	6	4	12	2	2	0	.271	1	0	0	1	

2025 BYU SOFTBALL



1 **GIANNA MARES**
SO • LHP/OF • 5-9
Tucson, Arizona



4 **ARIYAH MORGAN**
FR • UTL • 5-5
Prunedale, California



5 **AMIYA HERNANDEZ**
FR • OF • 5-3
Chandler, Arizona



6 **KEILA KAMOKU**
SR • INF • 5-3
Kapolei, Hawai'i



7 **ALEIA AGBAYANI**
GR • UTL • 5-4
Mililani Mauka, Hawai'i



8 **ILOVE'A BRITTINGHAM**
SR • C/OF • 5-9
Nipomo, California



9 **ABBEY GILLESPIE**
SR • C • 5-7
South Riding, Virginia



11 **JAELYNN LAMBERT**
SR • OF • 5-6
Temecula, California



12 **LAUREN FLANDERS**
SR • OF • 5-3
Peachtree City, Georgia



13 **LILY OWENS**
JR • OF • 5-9
Chino Hills, California



14 **ALYSSA AGUILAR**
SR • RHP • 5-4
Tucson, Arizona



15 **DANICA ACOSTA**
FR • INF • 5-4
El Centro, California



17 **KENNADEE BELNAP**
SO • RHP • 5-8
Evanston, Wyoming



18 **KAYSEN KORTH**
JR • RHP • 5-7
Bluffdale, Utah



20 **HAILEY MORROW**
JR • SS/C • 5-9
Las Vegas, Nevada



21 **BRE TOWNSEND**
FR • INF • 5-4
Buena Park, California



22 **MIRANDA MANSFIELD**
JR • INF • 5-5
Syracuse, Utah



26 **KATE DAHLE**
SO • RHP • 5-10
Tremonton, Utah



28 **TRISTEN TURLINGTON**
JR • UTL • 5-9
Surprise, Arizona



30 **LINDY MILKOWSKI**
JR • C/INF • 5-8
Olathe, Kansas



34 **MADDIE UDALL**
JR • INF • 5-10
Phoenix, Arizona



44 **HINA HUBER**
JR • RHP • 5-7
Mesa, Arizona



51 **LEXIE BENNETT**
JR • OF • 5-7
Scottsboro, Alabama



55 **JADA VILLEGAS**
FR • LHP • 5-8
San Bernardino, California



GORDON EAKIN
Head Coach
23rd Season (26th at BYU)



PETE MEREDITH
Associate Head Coach
12th Season



ALLIE HANCOCK-SCHNEEMANN
Assistant Coach
2nd Season (9th at BYU)



KEN BROOKE
Assistant Coach
2nd Season

