



# SUN DEVIL SOFTBALL



1972 & 1973 AIAW CHAMPIONS • 2008 & 2011 NCAA NATIONAL CHAMPIONS  
32 NCAA POSTSEASON APPEARANCES • 12 NCAA WCWS APPEARANCES

**SOFTBALL CONTACT:** Josh Fisher | **EMAIL:** josh.fisher@asu.edu | **PHONE:** 801-703-5025

## SUN DEVIL SNAPSHOT

CATEGORY	2025	ALL-TIME
Overall record	15-6	1,894-960-2
... at home	15-5	1,033-385
Conference	0-0	449-487-2
... at home	0-0	258-228
March Record	2-1	667-247
... at home	2-1	344-84
On March 6	0-0	28-7
On March 7	0-0	18-5
On March 8	0-0	20-7
Thursday Record	3-0	184-80
... at home	3-0	80-28
Friday Record	5-2	544-249
... at home	5-2	296-112
Saturday Record	4-2	549-330
... at home	4-2	336-130
In Arizona	15-6	1,143-493
... Tempe	15-5	1,038-385
Game #22 of season	0-0	32-17
Game #23 of season	0-0	41-8
Game #24 of season	0-0	32-17
Ends in 7-innings	10-3	1,438-808-1
Ends by run-rule	3-1	332-66
Ends in extra-innings	2-2	124-86-1
One-run games	3-0	432-324
When scoring 2+ runs	15-2	1,752-363-1
When scoring 5+ runs	11-0	1,154-76
When allowing 2+ runs	8-6	713-823-1
When allowing 5+ runs	2-5	145-432

## ASU PROJECTED LINEUP

Based on last 10 games played

POS	#	NAME	OPS	HR	RBI
2b	18	Tiare Ho-Ching	.972	2	15
dp	38	Kelsey Hall	1.252	5	20
1b	71	Lillian Holtje	1.199	5	11
cf	44	Tanya Windle	1.037	3	14
rf	24	Ashleigh Mejia	.933	4	14
c	32	Samantha Swan	.875	1	7
lf	21	Yannixa Acuña	1.154	0	6
ss	5	AJ Murphy	.971	3	11
3b	20	Takyla Davis	.823	1	9
POS	#	NAME	ERA	WHIP	K/7
rhp	10	Kenzie Brown	0.98	0.79	11.40
rhp	27	Meika Lauppe	2.26	0.97	4.85
rhp	15	Julianne Tipton	5.07	1.45	6.52
rhp	8	Cambree Creager	5.37	1.95	4.40

## GAMES #22-24 /// HOME GAMES #21-23

Thursday, March 6 – Saturday, March 8 | Tempe, Ariz. | Farrington Stadium



## ARIZONA STATE SUN DEVILS

(15-6, 0-0 BIG 12)



## BYU COUGARS

(14-4, 0-0 BIG 12)

Megan Bartlett

Head Coach

Gordon Eakin

198-171 (.537) [8th season]

Record

845-399 (.679) [23rd season]

57-63 (.475) [3rd season]

at School

Same

**THURSDAY**  
March 6 • 6 p.m.



**FRIDAY**  
March 7 • 6 p.m.



**SATURDAY**  
March 8 • 1 p.m.



WATCH



ESPN app /// plus.espn.com

STATS



asu.statbroadcast.com

## TALE OF THE TAPE

(NCAA Rank)

	AVG	SLG%	RUNS	2B	HR	SB	ERA	WHIP	K/BB	H/7	FLD%
ASU	.334	.540	5.90	1.48	1.24	1.29	3.06	1.21	3.63	6.51	.957
	30	33	63	71	27	90	75	36	14	233	155
BYU	.302	.501	5.89	0.94	1.28	1.00	1.82	1.12	3.09	5.82	.977
	78	48	65	222	25	131	14	24	28	264	20

## SOFTBALL EMBARKS ON CONFERENCE PLAY BY HOSTING BYU

*Sun Devils first Big 12 series runs Thursday, Friday, and Saturday at Farrington*

Sun Devil Softball begins play in the Big 12 this week by hosting a three-game series against BYU at Farrington Stadium. The teams will play at 6 p.m. on Thursday and Friday before closing the series with a matinee at 1 p.m. on Saturday.

The series is the first of eight conference sets the teams will play through May 4. The Big 12 Tournament will begin on May 7 at OGE Field at Devon Park in Oklahoma City.

### Weekend Promotions

This Weekend is Alumni and World Series Weekend, with ASU celebrating all former Sun Devil Softball players, along with the 2008 and 2011 WCWS Championship teams. The first 250 fans to arrive on both Friday and Saturday will receive a commemorative championship pennant. In addition, the ASU freshmen will sign autographs after the game on Friday. Saturday is Farrington Funday with Kids Run the Bases after the game and \$1 popcorn at the concession stand.

### How to Follow

All three games will be live on ESPN+ with Alex Coil (play-by-play) and Gavin Schall (analyst) calling the action. Live scoring will be available for every game of the series.

Updates – including any weather-related changes – will be provided on social media via X (@asusoftball) and Instagram (@sundevilsb).

### Sun Devil Notes

Arizona State moves into Big 12 play with a 15-6 overall

## LAST 10 RESULTS

Feb. 21 #3/3 FLORIDA	L, 1-9
Feb. 21 CAL BAPTIST	W, 8-1
Feb. 22 PORTLAND STATE	W, 10-3
Feb. 23 NEW MEXICO STATE	W, 5-1
Feb. 27 OREGON STATE	W, 9-2
Feb. 28 SEATTLE U	(9) W, 7-6
Feb. 28 YALE	W, 9-1
Mar. 1 UTEP	W, 11-4
Mar. 1 UTAH STATE	W, 4-1
Mar. 2 OREGON STATE	(8) L, 3-6

Scan or click QR codes throughout these notes to access corresponding/ additional information at [TheSunDevils.com](http://TheSunDevils.com)





## PRONUNCIATION GUIDE

### Yannixa (Yaya) Acuña

..... YAW-yaw ah-COON-ya  
 Cambree **Creager** ..... CRAY-ger  
**Takyla** Davis ..... tuh-KY-luh  
**Tiare** Ho-Ching ..... tee-ARR-ay  
**Lillian Holtje** ..... Lilly HOLT-jay  
**Meika Lauppe** ..... ME-kuh loop-EE  
**Nehanda** Lewis ..... nuh-HAWN-duh  
 Ashleigh **Mejia** ..... muh-HE-uh  
 Sydney **Saenz** ..... signs  
 Mary **Iakopo** ..... eye-uh-KO-po

## QUICK FACTS

### ARIZONA STATE UNIVERSITY

Location ..... Tempe, Ariz. 85287  
 Founded ..... 1885  
 Enrollment ..... 183,000+  
 Nickname ..... Sun Devils  
 Colors ..... Maroon & Gold  
 Affiliation ..... NCAA  
 Division I Conference ..... Big 12  
 President ..... Dr. Michael Crow  
 Dir. of Athletics ..... Graham Rossini

### SUN DEVIL SOFTBALL

Program Seasons ..... 57th  
 NCAA ..... 44th  
 Conference Championships ..... 6  
 .. 1977, 1978, 1980, 2008, 2011, 2022  
 NCAA/AIAW Tournament Apps ..... 43  
 NCAA WCWS Appearances ..... 12  
 National Championships ..... 4  
 ..... 1972, 1973, 2008, 2011  
 All-America Selections ..... 44  
 All-Conference Selections ..... 58

### COACHING STAFF

Head Coach ..... Megan Bartlett  
 ..... (Notre Dame, 2005)  
 Hitting Coach ..... Josh Bloomer  
 Pitching Coach ..... Jeremy Manley  
 Defensive Coach ..... Hailey Decker

### STADIUM INFORMATION

Stadium ..... Farrington Stadium  
 Capacity ..... 1,535  
 Opened ..... 2000

### 2024 OUTLOOK

Letterwiners Returning/Lost ..... 7/13  
 Position Starters Ret./Lost ..... 2/6  
 Pitchers Ret./Lost ..... 2/3  
 Newcomers ..... 14

### MEDIA RELATIONS

Softball Contact ..... Josh Fisher  
 Email ..... josh.fisher@asu.edu  
 Cell Phone ..... 801-703-5025

## NUMERICAL ROSTER

#	FULL NAME	POS.	B/T	HT.	YR.	HOMETOWN (PREVIOUS SCHOOL)
0	Nehanda Lewis	INF	R/R	5-4	So.	Land O' Lakes, Fla. (UCF)
2	Grace Molitor	INF	R/R	5-5	Fr.	Marthasville, Mo. (Washington HS)
4	Ayden Allen	INF	R/R	5-10	Jr.	Prosper, Texas (Houston)
5	AJ Murphy	UTL	R/R	5-11	Sr.	Goodyear, Ariz. (San Diego State)
8	Cambree Creager	P	R/R	5-11	Fr.	Georgetown, Texas (Georgetown HS)
10	Kenzie Brown	P	L/R	5-11	Sr.	Lake City, Ill. (Tulsa)
12	Katie Chester	INF	R/R	5-9	Jr.	Liberty, Mo. (Missouri)
14	Sydney Saenz	UTL	R/R	5-6	Jr.	El Paso, Texas (Oregon State)
15	Julianne Tipton	P	R/R	5-7	Fr.	Mount Carmel, Tenn. (Dobyns Bennett HS)
17	Maddie Okano	INF	R/R	5-7	So.	Gilbert, Ariz. (UT Tyler)
18	Tiare Ho-Ching	INF	R/R	5-6	Fr.	Long Beach, Calif. (Long Beach Polytechnic)
19	Corie Shull	UTL/P	R/R	5-6	Fr.	Queen Creek, Ariz. (Queen Creek HS)
20	Takyla Davis	INF	R/R	5-6	Fr.	Georgetown, Del. (Sussex Central HS)
21	Yannixa Acuña	OF	L/R	5-4	Jr.	Tucson, Ariz. (Salpointe Catholic HS)
24	Ashleigh Mejia	OF	L/R	5-4	Fr.	Corona, Calif. (Santiago HS)
27	Meika Lauppe	P	R/R	5-10	So.	Pleasant Grove, Calif. (East Nicolaus HS)
32	Samantha Swan	C/UTL	R/R	5-3	So.	Georgetown, Texas (Georgetown)
38	Kelsey Hall	OF	R/R	5-7	Gr.	Sacramento, Calif. (Boise State)
40	Jolee Benson	OF	R/R	5-8	So.	Gilbert, Ariz. (Chandler-Gilbert CC)
44	Tanya Windle	OF	L/R	5-6	Jr.	Peoria, Ariz. (Utah Tech)
71	Lillian Holtje	C	R/R	5-7	Fr.	Lutz, Fla. (Hillsborough Virtual)

### COACHING STAFF

**Head Coach:** Megan Bartlett (3rd at ASU / 8th overall)  
**Recruiting Coordinator/ Hitting Coach:** Josh Bloomer  
**Pitching Coach:** Jeremy Manley  
**Defensive Coordinator:** Hailey Decker

### SUPPORT STAFF

**Softball Operations:** Lexi Ruiz  
**Director of Player Development:** Mary Iakopo  
**Graduate Assistants:** Andrew Hrnear, Morgan Hornback, Kayla Lissy  
**Student Manager:** Hayden Corrado  
**Athletic Trainer:** Emily Wolfe  
**Strength and Conditioning Coach:** Peter Alosi

### BY HOME STATE

#### ARIZONA (6)

Yannixa Acuña, Jolee Benson, AJ Murphy, Maddie Okano, Corie Shull, Tanya Windle

#### CALIFORNIA (4)

Kelsey Hall, Tiare Ho-Ching, Meika Lauppe, Ashleigh Mejia

#### TEXAS (4)

Ayden Allen, Cambree Creager, Sydney Saenz, Samantha Swan

#### FLORIDA (2)

Lillian Holtje, Nehanda Lewis

#### DELAWARE (1)

Takyla Davis

#### ILLINOIS (1)

Kenzie Brown

#### MISSOURI (2)

Katie Chester, Grace Molitor

#### TENNESSEE (1)

Julianne Tipton

### BY CLASS

#### GRADUATES (1)

Kelsey Hall

#### SENIORS (2)

Kenzie Brown, AJ Murphy

#### JUNIORS (5)

Yannixa Acuña, Ayden Allen, Katie Chester, Sydney Saenz, Tanya Windle

#### SOPHOMORES (5)

Jolee Benson, Meika Lauppe, Nehanda Lewis, Maddie Okano, Samantha Swan

#### FRESHMEN (8)

Cambree Creager, Takyla Davis, Tiare Ho-Ching, Lillian Holtje, Ashleigh Mejia, Grace Molitor, Corie Shull, Julianne Tipton

### RETURNER/NEWCOMER

#### RETURNERS (7)

Yannixa Acuña, Ayden Allen, Kenzie Brown, Kelsey Hall, Meika Lauppe, Samantha Swan, Tanya Windle

#### TRANSFERS (6)

Jolee Benson, Katie Chester, Nehanda Lewis, AJ Murphy, Maddie Okano, Sydney Saenz

#### FRESHMEN (8)

Cambree Creager, Takyla Davis, Tiare Ho-Ching, Lillian Holtje, Ashleigh Mejia, Grace Molitor, Corie Shull, Julianne Tipton





record and winners in eight of their last nine games. The Sun Devils are 15-5 at Farrington Stadium entering the BYU series.

ASU begins conference play second in the Big 12 and 30th in the NCAA with a .334 batting average. They also rank 33rd in the country in slugging at .540 and 35th with a .413 on base percentage. The team scores 5.90 runs per game, and they have hit 26 home runs to place 22nd nationally.

ASU maintains a 3.06 ERA in the circle while ranking 36th in the NCAA with a 1.21 WHIP. Sun Devil pitchers average 7.05 strikeouts per seven innings which has them 27th in the country.

### Looking Back

The Sun Devils completed the ASU Invitational with a 5-1 record, winning the first five games to reach eight straight wins overall. This run included a 9-inning comeback win over Seattle U and a run-rule defeat of Yale on Feb. 28.

ASU also won two games on March 1, defeating UTEP 11-4 and Utah State 4-1. They split two games against Oregon State, winning 9-2 on Feb. 27 before falling 6-3 on March 2.

### About BYU

BYU will visit Tempe to begin Big 12 play with a 14-4 overall record and winners of five straight and seven of eight. The Cougars are 2-0 in road games, winning at UC San Diego and Sacramento State.

As a team, the Cougars are batting .302 with a .893 OPS and scoring 5.89 runs per game. Ilove'a Brittingham is leading the team with a .397 batting average, 23 hits, five home runs, and 22 RBIs. Lindy Milkowski and Hailey Morrow have added 17 hits apiece. Morrow has added four homers and 13 RBIs.

BYU has been strong in the circle with a Big 12-leading 1.82 ERA. They have a 1.12 WHIP and average 6.18 strikeouts per seven innings. Kaysen Korth is second in the nation with a 0.27 ERA and 17th with her 0.78 WHIP.

### Strike First, Finish Strong

ASU has been jumping on teams early in games this season, outscoring the opposition 19-6 in the first inning. They are 6-1 when scoring in the first inning and 8-3 when scoring first overall. In a weird twist, the Sun Devils are also 3-0 when the

opponent scores in the first inning.

And while scoring in the first has been key, ASU has put teams away late. The Sun Devils have outscored their opponents 24-6 in the fifth and 16-6 in the sixth. That 40-12 advantage in the later innings has helped the team go 8-1 when leading after five and 10-0 when leading after six.

### Long Ball

ASU has used the long ball to its advantage, with 26 home runs on the year. The team ranks second in the Big 12 and 22nd nationally in total homers while hitting 1.24 home runs per game, ranking third in the Big 12 and 28th nationally.

The Sun Devils have homered in 15 games with multiple home runs in a game nine times. They have gone 12-3 in games they hit a homer and 8-1 when hitting multiple.

### Youth Movement

One of the youngest teams in the country, ASU has had eight freshmen make at least one appearance so far this season. Those freshmen have combined to make 81 starts, accounting for 43 percent of all starts for the year.

The group has combined to hit 13 home runs – half of the team's total – and drive in 50 while also going 4-3 with 45 strikeouts in the circle.

### Milestones in Reach

ASU will take the field on Thursday just six wins shy of 1,900 in the program's history. One of the most successful programs in the country, the team currently holds a record of 1,894-960-2 (.664).

Head Coach Megan Bartlett enters the series needing two wins to reach 200 for her career. Now in her eighth season as a collegiate head coach and third at ASU, Bartlett has a career record of 198-171 (.537).

### Hall Pass

Kelsey Hall opened the season in the starting lineup just 277 days after tearing her ACL. Having started all 21 games, Hall leads the team with a .443 batting average, 27 hits, five home runs, and 20 RBIs. She has recorded a hit in 17 games and is on a career-long tying 10-game hitting streak.

## SERIES HISTORY

### BRIGHAM YOUNG



Overall	17-2
Home	11-2
Away	2-0
Neutral Site	1-0
Last 10	8-2
Streak	Won 1
First Meeting	1974
Last Meeting	2024
ASU Runs Scored (Avg.)	153 (8.05)
Opp Runs Scored (Avg.)	65 (3.42)

## LAST 25 MEETINGS

3/18/74	U	BYU	W	20-0
4/20/75	U	BYU	W	13-12
4/23/75	U	BYU	W	4-3
2/16/01	H	BYU	W	2-1 (8)
3/23/07	H	BYU	W	8-1
5/18/07	A	BYU	W	7-1
5/19/07	A	BYU	W	6-3
3/1/08	H	BYU	W	8-2
3/12/10	H	BYU	W	9-1 (5)
3/13/10	H	BYU	W	11-6
3/15/12	N	BYU	W	3-0
3/30/18	H	BYU	W	7-0
3/31/18	H	BYU	W	10-3
2/11/21	H	BYU	W	7-2
2/11/21	H	BYU	W	7-5 (8)
5/21/21	H	BYU	L	8-9
3/10/22	H	BYU	W	8-0 (5)
2/16/23	H	BYU	L	5-10
2/15/24	H	BYU	W	10-6

SUNDAY	MONDAY	TUESDAY	WEDNESDAY	THURSDAY	FRIDAY	SATURDAY
<b>9</b> OFF DAY	<b>10</b> 12:30-3:30 Practice 4-5 Lift <b>5:15 Media</b>	<b>11</b> Travel to Orlando	<b>12</b> <b>GAME DAY</b> 4 at Stetson (DH)	<b>13</b> Practice at UCF	<b>14</b> <b>GAME DAY</b> 6 at UCF	<b>15</b> <b>GAME DAY</b> 2 at UCF
<b>16</b> <b>GAME DAY</b> 11 at UCF	<b>17</b> OFF DAY	<b>18</b> <b>GAME DAY</b> 6 vs UNLV	<b>19</b> 12:30-3:30 Practice 4-5 Lift <b>5:15 Media</b>	<b>20</b> 12:30-1:30 Lift 2-5 Practice <b>5:15 Media</b>	<b>21</b> <b>GAME DAY</b> 6 vs Arizona	<b>22</b> <b>GAME DAY</b> 5 vs Arizona

To attend a practice day media session, email Josh Fisher (josh.fisher@asu.edu) at least 24 hours in advance.



## SCHEDULE & RESULTS

DATE	OPPONENT	W/L	SCORE/ TIME	INN	TIME OF GM	OVR REC	BIG 12 REC	RANK	GA/ GB	DAILY ATT	TOTAL HM ATT	ASU PITCHER(S) OF RECORD
<b>FEBRUARY (13-5, 0-0 Big 12)</b>				<b>Batting: .350 avg (.952 ops / 23 hr)</b>						<b>Pitching: 3.16 era (1.21 whip)</b>		
Feb 6	MARYLAND	W	7-1	7	1:41	1-0	--	--	--	1,022	1,022	W: Creager (1-0) / S: Brown (1)
Feb 7	MIAMI (OH)	W	15-7	5	2:19	2-0	--	--	--	772	1,794	W: Lauppe (1-0)
Feb 8	MIAMI (OH)	L	4-12	7	2:17	2-1	--	--	--	890	2,684	L: Lauppe (1-1)
Feb 9	#-/21CALIFORNIA	W	6-4	7	2:19	3-1	--	--	--	741	3,425	W: Brown (1-0)
Feb 13	#21/20 OREGON	W	4-3	(8)	2:28	4-1	--	--	--	1,014	4,439	W: Lauppe (2-1)
Feb 14	NORTH DAKOTA	L	1-10	6	1:52	4-2	--	--	--	--	--	L: Creager (1-1)
Feb 14	WEBER STATE	W	11-0	5	1:19	5-2	--	--	--	1,175	5,614	W: Lauppe (3-1)
Feb 15	#25/- WASHINGTON	W	4-1	7	1:52	6-2	--	--	--	--	--	W: Brown (2-0)
Feb 15	BELMONT	L	1-5	(8)	1:48	6-3	--	--	--	1,485	7,099	L: Lauppe (3-2)
Feb 16	UTAH VALLEY	W	4-3	7	1:55	7-3	--	--	--	1,136	8,235	W: Tipton (1-0) / S: Lauppe (1)
Feb 18	at Grand Canyon	L	0-3	7	1:52	7-4	--	--	--	1,023	--	L: Brown (2-1)
Feb 21	#3/3 FLORIDA	L	1-9	7	2:03	7-5	--	--	--	--	--	L: Creager (1-2)
Feb 21	CALIFORNIA BAPTIST	W	8-1	7	1:47	8-5	--	--	--	1,504	9,739	W: Lauppe (4-2) / S: Brown (2)
Feb 22	PORTLAND STATE	W	10-3	7	1:59	9-5	--	--	--	1,040	10,779	W: Brown (3-1)
Feb 23	NEW MEXICO STATE	W	5-1	7	1:39	10-5	--	--	--	1,108	11,887	W: Brown (4-1)
Feb 27	OREGON STATE	W	9-2	7	2:16	11-5	--	--	--	917	12,804	W: Brown (5-1)
Feb 28	SEATTLE U	W	7-6	(9)	2:51	12-5	--	--	--	--	--	W: Brown (6-1)
Feb 28	YALE	W	9-1	5	1:44	13-5	--	--	--	1,566	14,370	W: Creager (2-2)
<b>MARCH (2-1, 0-0 Big 12)</b>				<b>Batting: .356 avg (.959 ops / 3 hr)</b>						<b>Pitching: 2.55 era (1.88 whip)</b>		
Mar 1	UTEP	W	11-4	7	2:35	14-5	--	--	--	--	--	W: Tipton (2-0)
Mar 1	UTAH STATE	W	4-1	7	2:05	15-5	--	--	--	1,358	15,728	W: Brown (7-1)
Mar 2	OREGON STATE	L	3-6	(8)	2:32	15-6	--	--	--	1,040	16,768	L: Creager (2-3)
Mar 6	BYU		6:00 pm									
Mar 7	BYU		6:00 pm									
Mar 8	BYU		2:00 pm									
Mar 12	at Stetson (DH)		1:00 pm									
Mar 12	at Stetson (DH)		Game 2									
Mar 14	at UCF		3:00 pm									
Mar 15	at UCF		11:00 am									
Mar 16	at UCF		8:00 am									
Mar 18	UNLV		6:00 pm									
Mar 21	ARIZONA		6:00 pm									
Mar 22	ARIZONA		5:00 pm									
Mar 23	ARIZONA		1:00 pm									
Mar 28	at Iowa State		2:00 pm									
Mar 29	at Iowa State		11:00 am									
Mar 30	at Iowa State		10:00 am									
<b>APRIL (0-0, 0-0 Big 12)</b>				<b>Batting: .000 avg (.000 ops / 0 hr)</b>						<b>Pitching: 0.00 era (0.00 whip)</b>		
Apr 2	OKLAHOMA STATE		6:00 pm									
Apr 4	KANSAS		6:00 pm									
Apr 5	KANSAS		5:00 pm									
Apr 6	KANSAS		1:00 pm									
Apr 9	at UTEP		11:00 am									
Apr 9	at UTEP		Game 2									
Apr 11	at Utah		4:00 pm									
Apr 12	at Utah		3:00 pm									
Apr 13	at Utah		11:00 am									
Apr 15	GRAND CANYON		6:00 pm									
Apr 17	BAYLOR		6:00 pm									
Apr 18	BAYLOR		6:00 pm									
Apr 19	BAYLOR		5:00 pm									
Apr 25	at Texas Tech		4:00 pm									
Apr 26	at Texas Tech		2:00 pm									
Apr 27	at Texas Tech		10:00 am									
<b>MAY (0-0, 0-0 Big 12)</b>				<b>Batting: .000 avg (.000 ops / 0 hr)</b>						<b>Pitching: 0.00 era (0.00 whip)</b>		
May 7	Big 12 Tournament											
May 8	Big 12 Tournament											
May 9	Big 12 Tournament											
May 10	Big 12 Tournament											





This is her sixth season of collegiate softball, Hall is 15th among active players with 136 runs scored, 20th with 303217 total bases, 24th with 132 RBIs and 25th with 35 home runs.

#### Tanya Time

Tanya Windle has taken over as the starter in center field and is second on the team lead with 26 hits while batting .371. She enters Big 12 play on a six-game hitting streak during which she is 11-for-19 with five multi-hit games. She also has an RBI in five straight contests.

Windle ranks 15th among active NCAA players with 10 triples in her career. Her .398 career batting average is seventh among active players with at least 350 career at-bats.

#### Brown is Back

After sitting out last season with an injury, Kenzie Brown has been solid in her return to the circle. The senior struck out the first five batters she faced this season and now has 70 strikeouts in 43innings pitched.

Brown went 3-0 with 29 strikeouts during the ASU Invitational, and she became the first Sun Devil since 2020 to post double-digit strikeouts in a game multiple times in the same season. She is 17th in the NCAA in total strikeouts and fifth by averaging 11.4 strikeouts per seven innings. Brown is fourth in the Big 12 with her 0.98 ERA and third with a 0.79 WHIP.

#### Around the Horn

Tiare Ho-Ching is batting .344 with 22 hits and 15 RBIs while settling in as the team's leadoff hitter. The freshman has the only 4-hit game of the season by a Sun Devil while adding five multi-RBI games.

Samantha Swan has started every game behind the plate and is third on the team with her .356 batting average. She has six multi-hit games and tallied an RBI in four of the six games last week.

AJ Murphy returned to the lineup at GCU after missing the prior six games with an injury. Murphy is batting .316 with three home runs and 11 RBIs. She enters the weekend with five hits in the last three games.

Lillian Holtje has taken over at first base and is tied for the team lead with five home runs in just 39 at-bats.

Meika Lauppe leads the team with 10 starts in the circle and 43.1 innings pitched. She has posted a 4-2 record with a 2.26 ERA.

#### Looking Ahead

ASU takes its first road trip of the season next week with five games in Florida. After a midweek doubleheader at Stetson on March 12, the Sun Devils will play a three-game Big 12 series at UCF on March 14-16.

### ASU WHEN

#### BY SCORING / MARGIN

Scored in 1st inning	6-1
Opp. scored in 1st	3-0
Scores first	8-3
Opp. scores first	7-3
Scoring 0-2 runs	0-4
... 3-5 runs	5-2
... 6-9 runs	6-0
... 10+ runs	4-0
Opponent 0-2 runs	8-0
... 3-5 runs	5-2
... 6-9 runs	2-2
... 10+ runs	0-2

#### BY STATS

Out-hit opponent	12-2
Out-hit by opponent	0-4
Hits are tied	3-0
Hit 0 home runs	3-3
... 1 home run	4-2
... 2+ home runs	8-1
Opponent 0 home runs	13-2
... 1 home run	1-2
... 2+ HRs	1-2
Made 0 errors	6-2
... 1 error	5-1
... 2+ errors	4-3
Opp. made 0 errors	4-3
... 1 error	6-2
... 2+ errors	5-1

#### BY UNIFORM (Jersey/Pants)

Black/Black	0-1
Cream/Cream	4-2
Maroon/Maroon	7-2
Pinstripe/Pinstripe	1-1
White/White	3-0

#### BY HELMET

Black Pitchfork	0-1
Maroon Pitchfork	7-3
White Sparky	8-2

## OFFENSIVE BREAKDOWN

BY MONTH	AVG	OPS	R	H	2B	3B	HR	BB	SO	SB	LOB
February	.330	.952	106	151	23	2	23	49	65	24	107
March	.356	.959	18	32	8	0	3	8	5	3	23
April											
May											
BY LOCATION	AVG	OPS	R	H	2B	3B	HR	BB	SO	SB	LOB
Home	.337	.969	124	176	31	2	26	55	67	27	123
Away	.280	.613	0	7	0	0	0	2	3	0	7
Neutral											
BY OPPONENT	AVG	OPS	R	H	2B	3B	HR	BB	SO	SB	LOB
Arizona											
ASU Invitational	.387	1.061	43	67	17	1	6	20	13	9	47
Baylor											
BYU											
Grand Canyon	.280	.613	0	7	0	0	0	2	3	0	7
Iowa State											
Kajikawa Classic	.364	1.117	32	40	6	0	9	12	14	1	26
Kansas											
Littlewood Classic	.261	.754	25	36	5	1	5	13	28	6	28
Oklahoma State											
Stetson											
Sun Devil Classic	.324	.945	24	33	3	0	6	10	12	11	22
Texas Tech											
UCF											
UNLV											
Utah											
UTEP	.516	1.304	11	16	3	0	1	5	1	3	8



MISCELLANEOUS STATS

MULTIPLE HIT GAMES	2	3	4	5+	TOT
Hall, Kelsey	8	1	-	-	9
Windle, Tanya	6	1	-	-	7
Swan, Samantha	4	2	-	-	6
Ho-Ching, Tiare	3	-	1	-	4
Murphy, AJ	3	-	-	-	3
Mejia, Ashleigh	3	-	-	-	3
Acuna, Yannixa	2	1	-	-	3
Lewis, Nehanda	1	1	-	-	2
Holtje, Lillian	1	1	-	-	2
Davis, Takyla	-	1	-	-	1
Molitor, Grace	-	1	-	-	1
Allen, Ayden	1	-	-	-	1
TEAM	32	9	1	-	42

MULTIPLE RBI GAMES	2	3	4	5+	TOT
Hall, Kelsey	5	1	-	-	6
Ho-Ching, Tiare	2	2	1	-	5
Holtje, Lillian	3	-	-	-	3
Davis, Takyla	3	-	-	-	3
Mejia, Ashleigh	1	2	-	-	3
Acuna, Yannixa	1	1	-	-	2
Windle, Tanya	1	1	-	-	2
Lewis, Nehanda	-	-	1	-	1
Murphy, AJ	-	-	1	-	1
Allen, Ayden	1	-	-	-	1
TEAM	17	7	3	-	27

PINCH HITTING	H	AB	AVG
Yannixa Acuña	1	1	1.000
Lillian Holtje	2	7	.286
Jolee Benson	0	1	.000
Takyla Davis	0	1	.000
Maddie Okano	0	1	.000
Sydney Saenz	0	3	.000
Ayden Allen	0	6	.000
Totals	3	20	.150
Opponents	2	18	.111



ESPN+, the digital home of the Big 12, is available via the ESPN App, ESPN.com or espnplus.com for just \$11.99 per month (or 119.99 per year) and can be canceled at any time.

Subscribers can watch ESPN+ on the ESPN App via most major mobile and connected-TV platforms, including iPhone, iPad, AppleTV, Android devices, Roku and Chromecast.

SUN DEVILS AT THE PLATE

PLAYER	GW	2-OUT	HITTING STREAK			SEASON/CAREER			
	RBI	RBI	CAR	SEA	ACT	HITS		RBIs	
Yannixa Acuña		2	6	2	1	3	3	3	3
Ayden Allen			2	2		2	2	2	2
Jolee Benson			1				2		
Katie Chester			5				4		4
Takyla Davis		1	7	7	7	3	3	2	2
Kelsey Hall	5	3	10	10	10	3	4	3	8
Tiare Ho-Ching	2	5	5	5		2	2	4	4
Lillian Holtje	2	2	4	4		3	3	2	2
Nehanda Lewis		5	5	5		3	3	4	4
Ashleigh Mejia	4	3	3	3	1	2	2	3	3
Grace Molitor			4	4		3	3	1	1
AJ Murphy		6	9	4		2	3	4	4
Maddie Okano									
Sydney Saenz		1	2	2		1	1	1	1
Corie Shull									
Samantha Swan	1	2	5	5		3	3	1	3
Tanya Windle	1	3	16	7	6	3	3	3	4
TOTALS	15	34							

UPCOMING MILESTONES

Player/Coach	Current #	Milestone
Kenzie Brown	191 strikeouts	Needs 9 for 200 in her career
	20 wins	Needs 5 for 25 in her career
Kelsey Hall	173 hits	Needs 27 for 200 in her career
	132 RBIs	Needs 18 for 150 in her career
	136 runs	Needs 14 for 150 in her career
AJ Murphy	126 hits	Needs 24 for 150 in her career
	83 RBIs	Needs 17 for 100 in her career
Tanya Windle	154 hits	Needs 46 for 200 in her career
	98 runs	Needs 2 for 100 in her career

BY INNING

RUNS	1	2	3	4	5	6	7	EX	TOT
Sun Devils	19	14	25	20	24	16	3	3	124
Opponents	6	11	23	16	6	6	7	8	83
ASU Batting Avg.	.244	.360	.407	.337	.341	.338	.276	.250	
ASU ERA	1.33	3.33	6.33	3.33	2.00	2.33	2.62	2.80	

LEADS

ASU WHEN	1	2	3	4	5	6
When Leading After	6-1	8-2	9-0	9-1	8-1	10-0
When Trailing After	2-0	4-1	5-3	4-5	2-5	1-4
When Tied After	7-5	3-3	1-3	2-0	2-0	1-1



SUN DEVIL HOME RUNS

PLAYER	#S	#C	OPPONENT	DATE	INN	ON	OUT	COUNT	SCORE	FINAL
Tanya Windle	1	8	Maryland	Feb 6	%	1	0	0	1-2	0-0 7-1
Tiare Ho-Ching	1	2	Maryland	Feb 6		4	1	0	1-1	5-1 7-1
AJ Murphy	1	13	Miami (OH)	Feb 7	^	2	0	0	2-1	1-5 15-7
AJ Murphy	2	13	Miami (OH)	Feb 7		3	2	2	2-2	1-5 15-7
Kelsey Hall	1	31	Miami (OH)	Feb 7		5	2	0	1-0	9-7 15-7
Takyla Davis	1	1	Miami (OH)	Feb 8		3	1	1	0-0	1-4 4-12
Grace Molitor	1	1	Miami (OH)	Feb 8	^	4	0	0	0-0	3-10 4-12
Tanya Windle	2	8	California	Feb 9	^	5	0	0	3-1	3-4 6-4
Lillian Holtje	1	1	California	Feb 9	!	6	1	1	0-1	4-4 6-4
Tanya Windle	3	8	Weber State	Feb 14		2	0	1	1-2	3-0 11-0
Nehanda Lewis	1	1	Weber State	Feb 14		4	2	2	2-2	8-0 11-0
Tiare Ho-Ching	2	2	Belmont	Feb 15		4	0	1	1-0	0-0 1-5
Ashleigh Mejia	1	1	Utah Valley	Feb 16	\$	6	2	0	0-1	0-3 4-3
Lillian Holtje	2	2	Utah Valley	Feb 16	!\$	6	0	2	1-1	3-3 4-3
Kelsey Hall	2	32	Californa Baptist	Feb 21		3	1	1	1-1	0-0 8-1
Kelsey Hall	3	33	Portland State	Feb 22		1	1	0	2-1	0-3 10-3
Lillian Holtje	3	3	Portland State	Feb 22		4	0	1	2-1	8-3 10-3
Ashleigh Mejia	2	2	New Mexico State	Feb 23		1	2	1	1-0	0-0 5-1
AJ Murphy	3	14	New Mexico State	Feb 23	^	5	0	0	1-2	3-1 5-1
Kelsey Hall	4	34	New Mexico State	Feb 23		5	0	2	2-1	4-1 5-1
Lillian Holtje	4	4	Oregon State	Feb 27		5	1	0	1-1	3-2 9-2
Samantha Swan	1	5	Seattle U	Feb 28		4	0	2	0-0	0-4 7-6
Lillian Holtje	5	5	Seattle U	Feb 28	^	7	0	0	1-1	3-5 7-6
Ashleigh Mejia	3	3	UTEP	Mar 1	^	3	0	0	0-0	4-1 11-4
Kelsey Hall	5	35	Utah State	Mar 1		3	1	0	3-1	1-0 4-1
Ashleigh Mejia	4	4	Oregon State	Mar 2		2	0	1	1-1	0-0 3-6

% - Leadoff Game ^ - Leadoff Inning # - Walkoff ! - Pinch Hit \$ - Back-to-Back

HOME RUN BREAKDOWN

	ASU	Opp
Home	26	8
Road	0	1
Conference	0	0
Non-Conference	26	9
ASU Leading	10	2
ASU Trailing	9	5
Tied	7	2
Go-Ahead	7	2
February	23	6
March	3	3
April	0	0
May	0	0
1st Inning	3	0
2nd Inning	3	1
3rd Inning	5	1
4th Inning	6	3
5th Inning	5	1
6th Inning	3	1
7th Inning	1	1
Extra-Innings	0	1
vs. LHP	5	0
vs. RHP	21	9
With 0 Outs	13	5
With 1 Out	8	3
With 2 Outs	5	1
Back-to-Back	1	0
Pinch-Hit	2	0
Walk-Off	0	0
Leadoff Game	1	0
Leadoff Inning	6	4

INDIVIDUAL HR BREAKDOWN

2025	1R	2R	3R	GS	TOT
Kelsey Hall	1	3	1		5
Lillian Holtje	3	2			5
Ashleigh Mejia	2	2			4
AJ Murphy	2	1			3
Tanya Windle	3				3
Tiare Ho-Ching	1	1			2
Takyla Davis	1				1
Nehanda Lewis	1		1		1
Grace Molitor	1				1
Samantha Swan	1				1

CAREER	'20	'21	'22	'23	'24	'25	TOT
Hall	0	0	13	11	6	5	35
Murphy			2	5	4	3	14
Windle				4	1	3	8
Holtje						5	5
Swan					4	1	5
Mejia						4	4
Ho-Ching						2	2
Acuña				0	1	0	1
Allen				0	1	0	1
Davis						1	1
Lewis				0		1	1
Molitor						1	1



HEROICS

COME FROM BEHIND WINS (7)

DATE	OPPONENT	LARGEST DEFICIT	LATEST DEFICIT	FINAL
Feb. 7	Miami (OH)	5-0 Mid 2	7-5 Mid 5	(5) 15-7
Feb. 9	California	4-0 Mid 3	4-3 Mid 5	6-4
Feb. 13	Oregon	1-0 Mid 1	1-0 Mid 3	(8) 4-3
Feb. 16	Utah Valley	3-0 Mid 2	3-0 Mid 6	4-3
Feb. 22	Portland State	3-0 Mid 1	3-0 Mid 1	10-3
Feb. 27	Oregon State	2-0 Mid 1	2-0 Mid 4	9-2
Feb. 28	Seattle U	4-0 Mid 3	6-5 Mid 8	(9) 7-6

LAST AT-BAT WINS (5)

DATE	OPPONENT	#-WALKOFF \$-GAME-ENDING HIT ENTERING LAST AB	FINAL
Feb. 7	Miami (OH)	5-7 Mid 5	\$ (5) 15-7
Feb. 13	Oregon	3-3 Mid 8	# (8) 4-3
Feb. 14	Weber State	8-0 Mid 4	(5) 11-0
Feb. 16	Utah Valley	0-3 Mid 6	4-3
Feb. 28	Yale	5-0 Mid 4	(5) 9-1

LATE-INNING PRESSURE SITUATION

Late-inning pressure situations are defined as any at-bat in the fifth inning or later where the batter's team trails by three runs or fewer, is tied or is ahead by only one run. If the bases are loaded and the batting team trails by four runs, this also counts as a late-inning pressure situation.

PLAYER	H-AB	AVG	OPS	HR	RBI	K
Nehanda Lewis	3-6	.500	1.167	0	0	0
Tanya Windle	5-13	.385	1.121	1	4	1
Lillian Holtje	3-9	.333	1.833	3	4	2
Yannixa Acuña	1-3	.333	.667	0	0	1
Sydney Saenz	1-3	.333	.667	0	1	1
Kelsey Hall	3-10	.300	.600	0	0	1
Ashleigh Mejia	3-12	.250	.808	1	4	1
Samantha Swan	2-8	.250	.708	0	0	0
Ayden Allen	1-4	.250	.500	0	0	0
Tiare Ho-Ching	2-10	.200	.500	0	2	0
Jolee Benson	0-0	.000	.000	0	0	0
Maddie Okano	0-0	.000	.000	0	0	0
Takyla Davis	0-3	.000	.400	0	0	1
AJ Murphy	0-4	.000	.200	0	0	0
Grace Molitor	0-5	.000	.167	0	0	1
<b>Totals</b>	<b>24-90</b>	<b>.267</b>	<b>.818</b>	<b>5</b>	<b>15</b>	<b>9</b>

BIG INNINGS (4+ Runs Scored)

DATE	OPPONENT	INN	PA	R	H	E	LOB	FINAL
Feb. 7	Miami (OH)	B5	14	10	5	4	2	15-7
Feb. 14	Weber State	B2	8	4	5	0	1	11-0 (5)
Feb. 16	Utah Valley	B6	7	4	3	0	0	4-3
Feb. 21	California Baptist	B6	12	6	8	0	3	8-1
Feb. 22	Portland State	B1	11	8	4	2	0	10-3
Feb. 27	Oregon State	B5	10	7	6	1	0	9-2
Feb. 28	Yale	B4	8	4	5	1	1	9-1 (5)
March 1	UTEP	B3	10	5	5	0	2	11-4





LAST 10 GAMES BATTING LOGS

PLAYER	2/21 Florida	2/21 Cal Baptist	2/22 Portland St.	2/23 NM State	2/27 Oregon St	2/28 Seattle U	2/28 Yale	3/1 UTEP	3/1 Utah State	3/2 Oregon St
Yannixa Acuña					31	owk	kb1	111o	ok	1c1o
Ayden Allen	o			o	o	o			o	
Jolee Benson										
Takyla Davis	k2	ow1	ooc	1k	oo1	1hwo	w1o	121w	ob1	1ck
Kelsey Hall	hw1	k4o1	4k1o	oo4	oo1o	o1ko1	o12	wo1o	o4k	o2o1
Tiare Ho-Ching	1boo	h2o1	hoo1	woo	oo2c	1212c	1ok	o1hwc	o2oo	odoo
Lillian Holtje	ow	oko1	1o41	hoo	wh4o	odo4w	www	11wo	wo2	oowe
Nehanda Lewis	wo1	ow1o	hooo	koo	k	b	ho1	k		
Ashleigh Mejia	kk2	oo1h	1wob	4ok	oow2	okoop		w4o	ooo	41oo
Grace Molitor	k									
AJ Murphy	doc	1o1	1o1	b4	oo1	kkop	o1o	occ2	2wo	ooo
Maddie Okano										
Sydney Saenz		1						o1		k
Samantha Swan	okoc	1o	wwk	1o	11F	14o2	c11	o2	ooo	oeoo
Tanya Windle	o1oc	oo1o	eo1o	oow	22w	oow12	wo1	c1c1	o12	o1d1

**KEY:** 1-Single, 2-Double, 3-Triple, 4-Home Run, o-Out, k-Strikeout, w-Walk, W-Int. Walk h-HBP, e-Reached on error, b-SacBunt, F-SacFly, c-Fielder's Choice, C-Catchers Int., d-double play **NOTE:** Read left-to-right for first-to-last AB.

BATTING SIUTATIONAL STASTICS

vs. LEFT HAND PITCHING	H	AB	AVG
Sun Devils	19	76	.250
Opponents	0	0	--

vs. RIGHT HAND PITCHING	H	AB	AVG
Sun Devils	164	472	.347
Opponents	134	562	.238

WITH BASES EMPTY	H	AB	AVG
Sun Devils	91	260	.350
Opponents	65	293	.222

WITH RUNNERS ON BASE	H	AB	AVG
Sun Devils	92	288	.319
Opponents	69	269	.257

WITH RISP	H	AB	AVG
Sun Devils	63	190	.332
Opponents	47	169	.278

	2OUT RBI	ADV OUT	LOB	RCH ERR	RCH FC	KL	FLY OUT	GND OUT	FLY/ GND
Sun Devils	34	49	130	12	22	18	158	138	1.14
Opponents	28	38	122	19	16	27	117	160	0.73

WITH BASES LOADED	H	AB	AVG
Sun Devils	4	26	.154
Opponents	9	17	.529

WITH 2 OUTS	H	AB	AVG
Sun Devils	46	168	.274
Opponents	49	194	.253

AS LEADOFF	RCH	OPS	PCT
Sun Devils	59	128	.461
Opponents	50	139	.360

WITH 3RD & LT 2 OUT	RBI	OPS	PCT
Sun Devils	36	60	.600
Opponents	20	33	.606

ADVANCING RUNNERS	ADV	OPS	PCT
Sun Devils	167	322	.519
Opponents	136	304	.447

TOUGHEST TO STRIKEOUT

PLAYER	SO	AB	AB/K
Ayden Allen	1	27	27.00
AJ Murphy	2	38	19.00
Samantha Swan	4	59	14.75
Tanya Windle	6	70	11.67
Tiare Ho-Ching	6	64	10.67
Lillian Holtje	4	39	9.75
Nehanda Lewis	5	44	8.80
Kelsey Hall	8	61	7.63
Yannixa Acuña	3	16	5.33
Ashleigh Mejia	11	55	5.00
Grace Molitor	5	23	4.60
Sydney Saenz	2	9	4.50
Takyla Davis	13	41	3.15
Jolee Benson	0	1	1.00
Maddie Okano	0	1	1.00
TEAM	70	548	7.83

STOLEN BASES

PLAYER	SB	ATT	PCT
Tiare Ho-Ching	6	9	66.7%
Yannixa Acuña	4	5	80.0%
Grace Molitor	3	3	100.0%
Tanya Windle	3	4	75.0%
Nehanda Lewis	3	5	60.0%
Samantha Swan	2	2	100.0%
Takyla Davis	2	4	50.0%
Lillian Holtje	1	1	100.0%
AJ Murphy	1	1	100.0%
Sydney Saenz	1	1	100.0%
Ashleigh Mejia	1	3	33.3%
TEAM	27	38	71.1%



## TEAM FIELDING

POS	FLD%	C	PO	A	E	DP
p	.971	35	4	30	1	0
c	1.000	154	141	13	0	1
1b	.981	158	152	3	3	2
2b	.964	84	41	40	3	2
3b	.907	54	13	36	5	1
ss	.845	71	19	41	11	2
of	.943	70	62	4	4	0

## OUTFIELD ASSISTS

PLAYER	2025	CAREER
Yannixa Acuña	1	4
Tanya Windle	2	4
Kelsey Hall		3
Samantha Swan		2
Nehanda Lewis	1	1
Ashleigh Mejia	1	1

## SUN DEVILS IN THE FIELD

POS	PLAYER	FLD%	C	PO	A	E	DP
p	Julianne Tipton	1.000	8	0	8	0	0
p	Cambree Creager	1.000	4	2	2	0	0
p	Kenzie Brown	1.000	4	0	4	0	0
p	Meika Lauppe	.947	19	2	16	1	0
c	Samantha Swan	1.000	142	130	12	0	1
c	Sydney Saenz	1.000	12	11	1	0	0
1b	Lillian Holtje	.981	107	102	3	2	2
1b	Ayden Allen	.980	51	50	0	1	0
2b	Sydney Saenz	1.000	1	1	0	0	0
2b	Tiare Ho-Ching	.964	83	40	40	3	2
3b	AJ Murphy	1.000	8	4	4	0	1
3b	Takyla Davis	.891	46	9	32	5	0
ss	AJ Murphy	.966	29	8	20	1	0
ss	Grace Molitor	.762	42	11	21	10	2
of	Ashleigh Mejia	.960	25	23	1	1	0
of	Nehanda Lewis	.950	20	19	0	1	0
of	Tanya Windle	.941	17	14	2	1	0
of	Yannixa Acuña	.875	8	6	1	1	0

## GAMES STARTED

PLAYER	2025 BY LINEUP									2025 BY POSITION										CAREER BY SEASON						
	1st	2nd	3rd	4th	5th	6th	7th	8th	9th	p	c	1b	2b	3b	ss	lf	cf	rf	dp	'20	'21	'22	'23	'24	'25	career
Kelsey Hall		10	5	6															21	23	3	38	35	49	21	169
AJ Murphy					3	2	3	5	1					5	9							52	52	29	14	147
Tanya Windle	11			5		5											21					53	46	21		120
Samantha Swan			7	5	1		8				21												24	21		45
Yannixa Acuña						4			1							5						0	24	5		29
Tiare Ho-Ching	10	8							3				21											21		21
Ashleigh Mejia		3		5	8	4										3		17						20		20
Nehanda Lewis					4	2	8	2	1							13		4					0		17	17
Takyla Davis							1	8	7					16										16		16
Ayden Allen					5	1	1	2				9											0	5	9	14
Kenzie Brown										1												9	4		1	14
Lillian Holtje			9			3						12												12		12
Grace Molitor								4	8						12									12		12
Meika Lauppe										10														1	10	11
Cambree Creager										7														7		7
Sydney Saenz																						2	1	0		3
Julianne Tipton										3														3		3
Jolee Benson																							1	0		1



## SUN DEVIL HITTERS

**YANNIXA ACUNA**

Outfielder • Junior • 5-4 • L/R  
Tucson, Ariz. • Salpointe Catholic

**21**

2025				
.500 AVG	1.154 OPS	0 HR	6 RBI	
CAREER				
.416 AVG	.994 OPS	1 HR	18 RBI	
ASU Invite	8-16 1.154 OPS	0 HR	6 RBI	
ASU Last 10	8-16 1.154 OPS	0 HR	6 RBI	
Current Streak	1 game (2-4)			



Returned to action for the first time since March 15, 2024, when she entered as a pinch runner against Maryland (Feb. 6) ... Went 2-for-2 with a triple and three RBIs in first plate appearances of the season against Oregon State on Feb. 27 ... Was 3-for-4 with two RBIs against UTEP on March 1 ... Added a 2-for-4 outing in second meeting with Oregon State on March 2.

**KATIE CHESTER**

Infielder • Junior • 5-9 • R/R  
Liberty, Mo. • Liberty North • Missouri

**12**

2025				
-- AVG	-- OPS	-- HR	-- RBI	
CAREER				
.214 AVG	.619 OPS	7 HR	40 RBI	
ASU Invite	-- -- OPS	- HR	- RBI	
ASU Last 10	-- -- OPS	- HR	- RBI	
Current Streak	0-15 (10 games)			



Missouri transfer is expected to miss the entire 2025 season with an injury ... played in 109 games for the Tigers the past two seasons ... totaled 28 hits (.239) with six runs, five doubles, four home runs and 29 RBI last season ... led the Tiger freshmen in 2023, batting .190 with 23 hits, nine runs, five doubles, three home runs, and 11 RBI ... added a slugging percentage of .306 and on-base percentage of .274.

**AYDEN ALLEN**

Infielder • Junior • 5-10 • R/R  
Prosper, Texas • Prosper • Houston

**4**

2025				
.185 AVG	.437 OPS	0 HR	2 RBI	
CAREER				
.189 AVG	.530 OPS	1 HR	4 RBI	
ASU Invite	0-3 .000 OPS	0 HR	0 RBI	
ASU Last 10	0-5 .000 OPS	0 HR	0 RBI	
Current Streak	0-5 (5 games)			



Started all four games of the Kajikawa Classic ... Drove in two runs and had her first multi-hit game of the season against California on February 9 ... Logged a perfect 1.000 fld% with 25 putouts ... Appeared in the entirety of the Littlewood Classic, recording an at-bat in each ... Went 1-for-1 in a lone at-bat against GCU on February 18th.

**TAKYLA DAVIS**

Infielder • Freshman • 5-6 • R/R  
Georgetown, Del. • Sussex Central

**20**

2025				
.293 AVG	.823 OPS	1 HR	9 RBI	
CAREER				
.293 AVG	.823 OPS	1 HR	9 RBI	
ASU Invite	8-15 1.232 OPS	0 HR	5 RBI	
ASU Last 10	11-24 1.094 OPS	0 HR	7 RBI	
Current Streak	7 games (9-17, 2B, 6 RBI)			



Earned her first start as a Freshman in the final game of the Kajikawa Classic against California ... Recorded her first hit by way of a two-run homer in the bottom of the 3rd in the second outing against Miami ... Enters conference play riding 7-game hitting streak ... Has a hit in nine of the last 10 games after recording just one hit in her first nine games played.

**JOLEE BENSON**

Outfielder • Sophomore • 5-8 • R/R  
Gilbert, Ariz. • Gilbert • BYU / Chandler-Gilbert CC

**40**

2025				
.000 AVG	.000 OPS	0 HR	0 RBI	
CAREER				
.273 AVG	.697 OPS	0 HR	0 RBI	
ASU Invite	-- -- OPS	- HR	- RBI	
ASU Last 10	-- -- OPS	- HR	- RBI	
Current Streak	0-5 (3 games)			



Joins the Sun Devils after spending last season at Chandler-Gilbert Community College ... started her career at BYU where she was 3-for-10 with a double in six games played ... Made her Sun Devil debut on February 14th against Weber State.

**KELSEY HALL**

Outfielder • Graduate • 5-7 • R/R  
Sacramento, Calif. • Bella Vista • Boise State

**38**


2025				
.443 AVG	1.252 OPS	5 HR	20 RBI	
CAREER				
.352 AVG	1.100 OPS	35 HR	132 RBI	
ASU Invite	9-22 1.071 OPS	1 HR	6 RBI	
ASU Last 10	15-34 1.339 OPS	4 HR	11 RBI	
Current Streak	10 games (15-34, 2 2B, 4 HR, 11 RBI)			



Leads the team in average, hits, home runs, and RBIs ... Started season opener after tearing her ACL on May 5 ... Has recorded nine multi-hit games, including a 3-for-3 outing against Washington on Feb. 15 ... Begins conference play with 10-game hitting streak to match the longest of her career ... Homered in three straight games during the Sun Devil Classic ... Has six games with multiple RBIs.



## SUN DEVIL HITTERS



## TIARE HO-CHING

18

Infielder • Freshman • 5-6 • R/R  
Long Beach, Calif. • Long Beach Polytechnic

2025				
.344 AVG	.972 OPS	2 HR	15 RBI	
CAREER				
.344 AVG	.972 OPS	2 HR	15 RBI	
ASU Invite	8-23 .922 OPS	0 HR	3 RBI	
ASU Last 10	12-34 .936 OPS	0 HR	7 RBI	
Current Streak		0-4 (1 game)		



Named to D1 Softball and Softball America Freshman Watch Lists ... Opened her freshman debut, hitting a double and a home run with four RBIs versus Maryland ... Has recorded a hit in 16 of the 21 games with four multi-hit outings ... Was 4-for-5 with two doubles and three RBIs against Seattle U on Feb. 28 ... Added five games with multiple RBIs.



## LILLIAN HOLTJE

71

Catcher • Freshman • 5-7 • R/R  
Lutz, Fla. • Hillsborough Virtual School

2025				
.308 AVG	1.199 OPS	5 HR	11 RBI	
CAREER				
.308 AVG	1.199 OPS	5 HR	11 RBI	
ASU Invite	5-14 1.466 OPS	2 HR	5 RBI	
ASU Last 10	12-34 1.316 OPS	3 HR	6 RBI	
Current Streak		0-4 (1 game)		



Tied for the team lead with five home runs, including two as a pinch hitter ... Entered as a pinch hitter and hit a go-ahead home run against California on Feb. 9 ... Reached base in eight straight plate appearances during games against Seattle, Yale, and UTEP ... Has a pair of multi-hit games, including a 3-for-4 performance against Portland State on Feb. 22.



## NEHANDA LEWIS

0

Infielder • Sophomore • 5-4 • R/R  
Land O' Lakes, Fla. • Land O' Lakes • UCF

2025				
.318 AVG	.809 OPS	1 HR	7 RBI	
CAREER				
.292 AVG	.745 OPS	1 HR	7 RBI	
ASU Invite	1-4 .650 OPS	0 HR	1 RBI	
ASU Last 10	3-15 .568 OPS	0 HR	1 RBI	
Current Streak		0-1 (1 game)		



Has started 17 games in the outfield ... Started all four games of the Kajikawa Classic while making her ASU debut ... Notched an impressive .500/.500/.545 during the Kajikawa Classic while adding her first RBI of the season against Miami (OH) on Feb. 7 ... Went 2-for-2 with four RBIs and first career home run against Weber State on Feb. 14.



## ASHLEIGH MEJIA

24

Outfielder • Freshman • 5-4 • L/R  
Corona, Calif. • Santiago

2025				
.273 AVG	.933 OPS	3 HR	11 RBI	
CAREER				
.273 AVG	.933 OPS	3 HR	11 RBI	
ASU Invite	4-17 .963 OPS	2 HR	2 RBI	
ASU Last 10	7-28 .987 OPS	3 HR	7 RBI	
Current Streak		1 game (2-4, HR, RBI)		



Made her Sun Devil debut and started all four games of the Kajikawa Classic ... Recorded her first career hit with RBI double against Miami on Feb. 7 ... Hit first career home run against Utah Valley with a three-run shot to tie the game at 3-3 with two outs in the 6th ... Has a hit in 11 of the past 15 games after 1-for-12 start to the season ... Has homered in three of the last seven games played.



## GRACE MOLITOR

2

Infielder • Freshman • 5-5 • R/R  
Marthasville, Mo. • Washington

2025				
.304 AVG	.819 OPS	1 HR	1 RBI	
CAREER				
.304 AVG	.819 OPS	1 HR	1 RBI	
ASU Invite	-- -- OPS	- HR	- RBI	
ASU Last 10	0-1 .000 OPS	0 HR	0 RBI	
Current Streak		0-5, 2 BB (4 games)		



Mid-year high school transfer started season's first 12 games at shortstop ... Delivered first NCAA hit with a one-out single against Miami on Feb. 8 ... Hit her first collegiate home run in the same game, topping off a 3-for-3 day at the plate ... Recorded her first two stolen bases during the Littlewood Classic.



## AJ MURPHY

5

Utility • Senior • 5-11 • R/R  
Goodyear, Ariz. • Millennium • San Diego State

2025				
.316 AVG	.971 OPS	3 HR	11 RBI	
CAREER				
.289 AVG	.749 OPS	14 HR	83 RBI	
ASU Invite	4-19 .566 OPS	0 HR	3 RBI	
ASU Last 10	9-29 .816 OPS	1 HR	6 RBI	
Current Streak		0-3 (1 game)		



The San Diego State transfer had a single and RBI in her ASU debut against Maryland on Feb. 6 ... Hit two home runs – her first career multi-homer game – and drove in four to spark the rally against Miami on Feb. 7 ... Returned to the lineup at GCU after missing the previous six games ... Picked up a hit in seven of the last nine outings entering conference play.





## SUN DEVIL HITTERS

**MADDIE OKANO**Infielder • Sophomore • 5-7 • R/R  
Gilbert, Ariz. • Gilbert • UT Tyler**17**

2025				
.000 AVG	.000 OPS	0 HR	0 RBI	
CAREER				
.000 AVG	.000 OPS	0 HR	0 RBI	
ASU Invite	-- -- OPS	- HR	- RBI	
ASU Last 10	-- -- OPS	- HR	- RBI	
Current Streak	0-1 (1 game)			



Appeared in 35 games as a freshman for UT Tyler in 2024, including 16 starts ... batted .245 with a .321 slugging percentage and .368 on-base percentage ... recorded three extra-base hits and 17 RBI ... Has appeared in seven games, mostly as a pinch runner, and scored one run ... Had first ASU at-bat against Weber State on Feb. 14.

**SAMANTHA SWAN**Catcher • Sophomore • 5-3 • R/R  
Georgetown, Texas • Georgetown**32**

2025				
.356 AVG	.875 OPS	1 HR	7 RBI	
CAREER				
.279 AVG	.748 OPS	5 HR	19 RBI	
ASU Invite	8-18 1.143 OPS	1 HR	4 RBI	
ASU Last 10	10-27 .956 OPS	1 HR	5 RBI	
Current Streak	0-7 (2 games)			



Started every game behind the plate ... Has posted six multi-hit games, including three straight against OSU, SU, and Yale ... Went 3-for-4 in the comeback win over Miami ... Recorded two hits against GCU on February 18 ... Went 2-for-3 with a double and a run scored in the win over Weber State ... Was 3-for-4 with a double and a homer against Seattle U on Feb. 28.

**SYDNEY SAENZ**Utility • Junior • 5-6 • R/R  
El Paso, Texas • Americas • Oregon State**14**

2025				
.222 AVG	.522 OPS	0 HR	2 RBI	
CAREER				
.100 AVG	.317 OPS	0 HR	2 RBI	
ASU Invite	1-3 .666 OPS	0 HR	1 RBI	
ASU Last 10	2-4 1.000 OPS	0 HR	2 RBI	
Current Streak	0-1 (1 game)			



Appeared in two games of the Kajikawa Classic as a pinch hitter after transferring from Oregon State ... Recorded her first run of the season as a pinch runner vs Weber State in the Littlewood Classic ... Tallied first career hit and RBI in the win over Cal Baptist on Feb 21 ... Picked up RBI single and scored a run against UTEP on March 1.

**TANYA WINDLE**Outfielder • Junior • 5-6 • L/R  
Peoria, Ariz. • Cactus • Utah Tech**44**

2025				
.371 AVG	1.037 OPS	3 HR	14 RBI	
CAREER				
.398 AVG	1.033 OPS	8 HR	72 RBI	
ASU Invite	11-19 1.425 OPS	0 HR	5 RBI	
ASU Last 10	14-33 1.031 OPS	0 HR	6 RBI	
Current Streak	6 games (11-19, 4 2B, 5 RBI)			



Became the first Sun Devil since at least 2000 – when records are available – to hit a home run leading off the season opener ... Also homered against Cal to give her more home runs than all of 2024 ... Has posted a hit in 18 of the 21 games ... Is 11-for-19 with five multi-hit games during current 6-game hitting streak ... Has an RBI in five straight games.

**CORIE SHULL**Utility • Freshman • 5-6 • R/R  
Queen Creek, Ariz. • Queen Creek**19**

2025				
-- AVG	-- OPS	-- HR	-- RBI	
CAREER				
-- AVG	-- OPS	-- HR	-- RBI	
ASU Invite	-- -- OPS	- HR	- RBI	
ASU Last 10	-- -- OPS	- HR	- RBI	
Current Streak	--			



Expected to miss the entire 2025 season ... Batted .431 with 47 hits and 26 RBIs as a senior for Queen Creek ... added 14 doubles, one triple and five home runs ... finished high school with .408 batting average, 111 hits, 27 doubles and 53 RBIs ... recorded 73 strikeouts in 55.1 innings in the circle during senior season ... totaled 233 strikeouts in 181.2 innings in four seasons of high school action.



SCORELESS INNINGS

SCORELESS INNINGS	2025	Career
Kenzie Brown	35	112
Cambree Creager	19	19
Meika Lauppe	29	45
Julianne Tipton	18	18
TOTAL	101	194

CONSECUTIVE	Active	2025	Career
Kenzie Brown	2.0	16.0	16.0
Cambree Creager		5.2	5.2
Meika Lauppe	0.1	11.2	11.2
Julianne Tipton		7.2	7.2

PERFECT INNINGS	2025	Career
Kenzie Brown	16	41
Cambree Creager	4	4
Meika Lauppe	17	19
Julianne Tipton	10	10
TOTAL	47	74

STRIKEOUTS

PITCHER	K	K%	KL	KL%
Brown	70	41.2%	12	17.1%
Creager	18	12.4%	4	22.2%
Lauppe	30	16.7%	6	20.0%
Tipton	27	19.7%	5	18.5%
TOTAL	145	22.9%	27	18.6%

IN THE CIRCLE

	ERA	WHIP	BAA	W-L	SHO	H	R	ER	BB	K	K/7
Starters	3.67	1.49	.280	6-4	1	84	49	39	27	67	6.31
Relievers	2.41	0.90	.183	9-2	--	50	34	24	13	78	7.84
BY MONTH	ERA	WHIP	BAA	W-L	SHO	H	R	ER	BB	K	K/7
February	3.16	1.21	.242	13-5	1	116	72	55	32	116	6.66
March	2.55	1.18	.217	2-1	0	18	11	8	8	29	9.23
April											
May											
BY LOCATION	ERA	WHIP	BAA	W-L	SHO	H	R	ER	BB	K	K/7
Home	3.04	1.20	.237	15-5	1	128	80	60	38	141	7.15
Away	3.50	1.33	.261	0-1	0	6	3	3	2	4	4.67
Neutral											
BY OPPONENT	ERA	WHIP	BAA	W-L	SHO	H	R	ER	BB	K	K/7
Arizona											
ASU Invitational	2.60	1.28	.244	5-1	0	40	20	16	15	55	8.95
Baylor											
BYU											
Grand Canyon	3.50	1.33	.261	0-1	0	6	3	3	2	4	4.67
Iowa State											
Kajikawa Classic	5.38	1.38	.264	2-1	0	29	24	20	7	33	8.88
Kansas											
Littlewood Classic	2.22	1.02	.213	4-2	1	34	22	13	8	33	5.63
Oklahoma State											
Stetson											
Sun Devil Classic	2.75	1.18	.238	3-1	0	25	14	11	8	20	5.00
Texas Tech											
UCF											
UNLV											
Utah											
UTEP	2.00	1.00	.207	0-0	0	6	4	2	1	11	11.00

INDIVIDUAL BREAKDOWN

STARTING PITCHERS *Stats are for starts only.*

PITCHER	GS	CG	SHO	IP	IP/S	TP/S	W/L	ERA	BAA	WHIP	BB/7	K/7	5+	QS	QS%	RS/7	AFTER LOSS	TEAM REC
Kenzie Brown	1	1	0	7.0	7.0	123.00	1-0	1.00	.160	1.00	3.00	12.00	1	1	100%	4.00	0-0	1-0
Cambree Creager	7	1	0	22.1	3.2	60.57	2-2	4.70	.347	1.97	3.45	4.70	1	1	14%	5.96	0-1	5-2
Meika Lauppe	10	1	1	34.2	3.4	52.30	2-2	2.62	.252	1.15	1.21	4.64	2	2	20%	5.45	2-0	7-3
Julianne Tipton	3	0	0	10.1	3.4	73.33	1-0	6.77	.289	1.94	4.74	11.52	1	1	33%	7.45	0-0	2-1
TOTALS	21	3	1	74.1	3.5	61.43	6-4	3.67	.280	1.49	2.54	6.31	5	5	24%	5.74	2-1	15-6

FROM THE BULLPEN *Stats are for relief appearances only.*

PITCHER	APP	IP	W-L	SV	HLD	ERA	BAA	WHIP	BB/7	K/7	FIRST BATTER FACED				INHERITED	
											RCH-PA	RCH%	K	K%	RI-LOB	LOB%
Kenzie Brown	11	36.0	6-1	2	0	0.97	.150	0.75	1.56	11.28	2-11	.154	6	46%	5-4	80%
Cambree Creager	3	6.1	0-1	0	0	7.74	.393	1.89	1.11	3.32	2-3	.400	1	20%	0-0	0%
Meika Lauppe	4	8.2	2-0	1	0	0.81	.067	0.23	0.00	5.65	0-4	.000	1	14%	6-4	67%
Julianne Tipton	8	18.2	1-0	0	0	4.12	.205	1.18	1.50	3.75	3-8	.300	0	0%	11-4	36%
TOTALS	26	69.2	9-2	3	0	2.41	.183	0.90	1.31	7.84	7-26	.269	8	31%	22-12	55%



SUN DEVIL PITCHERS



KENZIE BROWN

Pitcher • Senior • 5-11 • L/R  
Lake City, Ill. • ALAH • Tulsa

10

2025		
0.98 ERA	0.79 WHIP	7-1 W-L
.151 BAA	11.40 K/7	1.79 BB/7
CAREER		
4.25 ERA	1.57 WHIP	20-10 W-L
.242 BAA	7.88 K/7	4.50 BB/7
5+ Strikeouts	8 SEASON	12 CAREER
4 IP & 2 ER of less	6 SEASON	10 CAREER



Returned to action after missing the 2024 season with an injury by appearing in three games of Kajikawa Classic... Struck out the first five batters she faced, and six overall, in earning the save against Maryland ... Set career-high with 13 strikeouts in 5.2 innings of relief against Oregon State on Feb. 27 ... Made first start of the season against Utah State on March 1 when struck out 12 for seven win of the year ... Is first Sun Devil since Cielo Meza in 2020 with multiple double-digit strikeout games in the same season ... Current five-game winning straight is the second-longest of her career ... Has allowed one run or fewer in nine of her 12 appearances ... Averaged more than 7.0 strikeouts per seven innings in all but one appearance.

HIGHS & LOWS

SEASON		CAREER
7; Utah State (3/1/25)	Innings	7; Utah State (3/1/25)
4; Utah State (3/1/25)	Low-Hit CG	1; Memphis (2/11/23)
4; Utah State (3/1/25)	Hits	8 (2x); Utah (4/7/23)
1; Utah State (3/1/25)	Low-Run CG	0; Memphis (2/11/23)
3; Grand Canyon (2/18/25)	Runs	9; Wichita State (4/2/22)
3; Grand Canyon (2/18/25)	Earned Runs	6 (3x); Utah (4/7/23)
3; Utah State (3/1/25)	Walks	5; Minnesota (3/5/22)
13; Oregon State (2/27/25)	SOs	13; Oregon State (2/27/25)
123; Utah State (3/1/25)	Pitches	123; Utah State (3/1/25)
5; (2/22/25 - 3/1/25)	W-Streak	6; (5/7/22 - 2/25/23)

2025 BREAKDOWN

	H-AB	AVG
vs. Left	12-49	.245
vs. Right	11-103	.107
vs. Leadoff	11-40	.275
w/Runners	10-63	.159
w/Empty	13-89	.146
w/2-outs	11-55	.200
Fly/Ground	34/23	1.48

2025 APPEARANCES

DATE	OPPONENT	RESULT	DEC	G	GS	IP	H	R	ER	BB	SO	HR	NP	RS	W-L	SV	ERA	K7	RS7
2/6/25	Maryland	W 7-1	S	1	0	3.0	1	0	0	0	6	0	32	-	0-0	1	0.00	14.00	
2/8/25	Miami (OH)	L 4-12		1	0	3.1	2	2	1	0	8	1	56	-	0-0	1	1.11	15.47	
2/9/25	California	W 6-4	W	1	0	4.1	1	0	0	0	5	0	61	-	1-0	1	0.66	12.47	
2/13/25	Oregon	W 4-3		1	0	1.0	1	2	0	1	1	0	20	-	1-0	1	0.60	12.00	
2/15/25	Washington	W 4-1	W	1	0	4.0	3	0	0	0	7	0	52	-	2-0	1	0.45	12.06	
2/18/25	Grand Canyon	L 0-3	L	1	0	1.2	3	3	3	2	2	1	43	-	2-1	1	1.62	11.71	
2/21/25	California Baptist	W 8-1	S	1	0	3.0	3	1	1	1	1	0	37	-	2-1	2	1.72	10.33	
2/22/25	Portland State	W 10-3	W	1	0	4.0	0	0	0	2	5	0	59	-	3-1	2	1.44	10.07	
2/23/25	New Mexico State	W 5-1	W	1	0	4.0	1	0	0	0	6	0	44	-	4-1	2	1.24	10.13	
2/27/25	Oregon State	W 9-2	W	1	0	5.2	2	0	0	2	13	0	104	-	5-1	2	1.03	11.12	
2/28/25	Seattle U	W 7-6	W	1	0	2.0	2	1	0	0	4	0	27	-	6-1	2	0.97	11.28	
3/1/25	Utah State	W 4-1	W	1	1	7.0	4	1	1	3	12	0	123	4	7-1	2	0.98	11.40	4.00
FEBRUARY				11	0	36.0	19	9	5	8	58	2	--	0	6-1	2	0.97	11.28	0.00
MARCH				1	1	7.0	4	1	1	3	12	0	--	4	1-0	0	1.00	12.00	4.00
2025 TOTALS				12	1	43.0	23	10	6	11	70	2	--	4	7-1	2	0.98	11.40	4.00
CAREER				65	14	169.2	157	133	103	109	191	20			20-10	2	4.25	7.88	--



## SUN DEVIL PITCHERS



## CAMBREE CREAGER

Pitcher • Freshman • 5-11 • R/R  
Georgetown, Texas • Georgetown

8

2025		
5.37 ERA	1.95 WHIP	2-3 W-L
.358 BAA	4.40 K/7	2.93 BB/7
CAREER		
5.37 ERA	1.95 WHIP	2-3 W-L
.358 BAA	4.40 K/7	2.93 BB/7
5+ Strikeouts	1 SEASON	1 CAREER
4 IP & 2 ER of less	2 SEASON	2 CAREER



Became the second freshman in three seasons to start the season opener when she took the circle against Maryland ... Held Maryland to one run on four hits to become the first ASU freshman to start and earn the win in the season opener since Dale Ryndak beat Creighton in 2015 ... Held No. 21 Oregon to just one run across her three innings of work on February 13th in the 4-3 win ... Threw 86 pitches against No. 3 Florida with two strikeouts ... Earned the complete game win against Yale on Feb. 28 after allowing one run with six strikeouts ... Threw two scoreless innings versus UTEP on March 1.

## HIGHS &amp; LOWS

SEASON		CAREER
5; Yale (2/28/25)	Innings	5; Yale (2/28/25)
7; Yale (2/28/25)	Low-Hit CG	7; Yale (2/28/25)
8; Florida (2/21/25)	Hits	8; Florida (2/21/25)
1; Yale (2/28/25)	Low-Run CG	1; Yale (2/28/25)
6; Miami (OH) (2/8/25)	Runs	6; Miami (OH) (2/8/25)
5; Miami (OH) (2/8/25)	Earned Runs	5; Miami (OH) (2/8/25)
4; Yale (2/28/25)	Walks	4; Yale (2/28/25)
6; Yale (2/28/25)	SOs	6; Yale (2/28/25)
103; Yale (2/28/25)	Pitches	103; Yale (2/28/25)
1; (2x) (2/8/25)	W-Streak	1; (2x) (2/8/25)

## 2025 BREAKDOWN

	H-AB	AVG
vs. Left	20-52	.385
vs. Right	24-71	.338
vs. Leadoff	14-29	.483
w/Runners	23-72	.319
w/Empty	21-51	.412
w/2-outs	14-38	.368
Fly/Ground	29/36	0.81

## 2025 APPEARANCES

DATE	OPPONENT	RESULT	DEC	G	GS	IP	H	R	ER	BB	SO	HR	NP	RS	W-L	SV	ERA	K7	RS7
2/6/25	Maryland	W 7-1	W	1	1	4.0	4	1	1	0	2	0	60	7	1-0	0	1.75	3.50	12.25
2/8/25	Miami (OH)	L 4-12		1	0	0.2	5	6	5	0	0	1	22		1-0	0	9.00	3.00	
2/9/25	California	W 6-4		1	1	2.1	2	2	2	2	2	0	42	0	1-0	0	8.00	4.00	7.74
2/13/25	Oregon	W 4-3		1	1	3.0	3	1	1	1	0	0	56	3	1-0	0	6.30	2.80	7.50
2/14/25	North Dakota	L 1-10	L	1	1	2.1	5	5	3	1	1	0	46	0	1-1	0	6.81	2.84	6.00
2/16/25	Utah Valley	W 4-3		1	1	1.2	4	3	3	1	2	0	31	0	1-1	0	7.50	3.50	5.25
2/21/25	Florida	L 1-9	L	1	1	4.0	8	5	4	2	2	1	86	0	1-2	0	7.39	3.50	4.04
2/28/25	Yale	W 9-1	W	1	1	5.0	7	1	1	4	6	0	103	9	2-2	0	6.09	4.57	5.96
3/1/25	UTEP	W 11-4		1	0	2.0	1	0	0	0	1	0	38	-	2-2	0	5.60	4.48	
3/2/25	Oregon State	L 3-6	L	1	0	3.2	5	3	2	1	2	1	58	-	2-3	0	5.37	4.40	
FEBRUARY				8	7	23.0	38	24	20	11	15	2	--	19	2-2	0	6.09	4.57	6.21
MARCH				2	0	5.2	6	3	2	1	3	1	--	0	0-1	0	2.47	3.71	0.00
2025 TOTALS				10	7	28.2	44	27	22	12	18	3	--	19	2-3	0	5.37	4.40	5.96





## SUN DEVIL PITCHERS



## MEIKA LAUPPE

Pitcher • Sophomore • 5-10 • R/R  
Pleasant Grove, Calif. • East Nicolaus

27

2025		
2.26 ERA	0.97 WHIP	4-2 W-L
.218 BAA	4.85 K/7	0.97 BB/7
CAREER		
3.44 ERA	1.55 WHIP	6-3 W-L
.308 BAA	4.03 K/7	2.44 BB/7
5+ Strikeouts	1 SEASON	1 CAREER
4 IP & 2 ER of less	4 SEASON	6 CAREER



Appeared in two games in the Kajikawa Classic, recording 5.2 innings over one start and one relief appearance ... Earned the win in relief against Miami after allowing two runs (one earned) with four strikeouts in 3.2 innings ... Had a significant role in Littlewood Classic appearing in all six games including three starts for a total of 19.3 innings of action ... She leads the team in ERA at 1.40 ... Started each of the team's past three games ... Has allowed two runs or fewer in eight of 11 appearances, including five scoreless outings ... Has already surpassed her 2024

strikeout total.

## HIGHS &amp; LOWS

SEASON		CAREER
7.1; Belmont (2/15/25)	Innings	7.1; Belmont (2/15/25)
2; Weber State (2/14/25)	Low-Hit CG	2; Weber State (2/14/25)
5; (2x) Seattle U (2/28/25)	Hits	10; Memphis (2/17/24)
0; Weber State (2/14/25)	Low-Run CG	0; Weber State (2/14/25)
4; (2x) Seattle U (2/28/25)	Runs	6 (2x); UCLA (5/4/24)
4; Seattle U (2/28/25)	Earned Runs	6 (2x); UCLA (5/4/24)
1; (6x) Oregon State (2/27/25)	Walks	4; Stanford (4/6/24)
8; Weber State (2/14/25)	SOs	8; Weber State (2/14/25)
80; Belmont (2/15/25)	Pitches	87; Memphis (2/17/24)
2; (2/13/25 - 2/14/25)	W-Streak	2 (2x); (2/13/25 - 2/14/25)

## 2025 BREAKDOWN

	H-AB	AVG
vs. Left	14-51	.275
vs. Right	22-114	.193
vs. Leadoff	16-42	.381
w/Runners	18-72	.250
w/Empty	18-93	.194
w/2-outs	15-60	.250
Fly/Ground	31/66	0.47

## 2025 APPEARANCES

DATE	OPPONENT	RESULT	DEC	G	GS	IP	H	R	ER	BB	SO	HR	NP	RS	W-L	SV	ERA	K7	RS7
2/7/25	Miami (OH)	W 15-7	W	1	0	3.2	2	2	1	0	4	1	51	-	1-0	0	1.91	7.64	
2/8/25	Miami (OH)	L 4-12	L	1	1	2.0	4	3	3	1	1	0	53	1	1-1	0	4.94	6.18	3.50
2/13/25	Oregon	W 4-3	W	1	0	4.0	0	0	0	0	3	0	65	-	2-1	0	2.90	5.79	
2/14/25	Weber State	W 11-0	W	1	1	5.0	2	0	0	1	8	0	72	11	3-1	0	1.91	7.64	12.00
2/15/25	Washington	W 4-1		1	1	3.0	4	1	1	0	3	0	57	1	3-1	0	1.98	7.53	9.10
2/15/25	Belmont	L 1-5	L	1	1	7.1	5	4	1	1	3	0	80	1	3-2	0	1.68	6.16	5.65
2/16/25	Utah Valley	W 4-3	S	1	0	0.2	0	0	0	0	0	0	5	0	3-2	1	1.64	6.00	
2/18/25	Grand Canyon	L 0-3		1	1	4.1	3	0	0	0	2	0	52	0	3-2	1	1.40	5.60	4.52
2/21/25	California Baptist	W 8-1	W	1	1	4.0	2	0	0	0	2	0	43	2	4-2	1	1.24	5.35	4.36
2/22/25	Portland State	W 10-3		1	1	2.0	2	3	1	1	2	0	50	8	4-2	1	1.36	5.44	6.07
2/23/25	New Mexico State	W 5-1		1	1	3.0	4	1	1	1	1	0	43	3	4-2	1	1.44	5.21	6.16
2/27/25	Oregon State	W 9-2		1	1	1.1	3	2	2	1	0	0	29	0	4-2	1	1.74	5.03	5.91
2/28/25	Seattle U	W 7-6		1	1	2.2	5	4	4	0	1	0	44	0	4-2	1	2.28	4.88	5.45
3/2/25	Oregon State	L 3-6		1	0	0.1	0	0	0	0	0	0	3	-	4-2	1	2.39	5.12	
FEBRUARY				13	10	43.0	36	20	14	6	30	1	--	27	4-2	1	2.28	4.88	5.64
MARCH				1	0	0.1	0	0	0	0	0	0	--	0	0-0	0	0.00	0.00	0.00
2025 TOTALS				14	10	43.1	36	20	14	6	30	1	--	27	4-2	1	2.26	4.85	5.45
CAREER				31	11	83.1	100	61	41	29	48	5	--	40	6-3	1	3.44	4.03	7.14



## SUN DEVIL PITCHERS



## JULIANNE TIPTON

Pitcher • Freshman • 5-7 • R/R  
Mount Carmel, Tenn. • Dobyns Bennett

8

2025		
5.07 ERA	1.45 WHIP	2-0 W-L
.233 BAA	6.52 K/7	2.66 BB/7
CAREER		
5.07 ERA	1.45 WHIP	2-0 W-L
.233 BAA	6.52 K/7	2.66 BB/7
5+ Strikeouts	1 SEASON	1 CAREER
4 IP & 2 ER of less	2 SEASON	2 CAREER



Made her ASU debut as the starter against Miami on February 7 ... Made three appearances during the Kajikawa Classic and worked 2.2 innings ... Finished with five strikeouts ... Saw action in three relief appearances in the Littlewood Classic ... Secured her first career win in a clutch performance vs Utah Valley on February 16 ... Allowed just one hit in 4.2 innings in the 4-3 comeback victory ... Held No. 3 Florida scoreless for two of the three inning she pitched ... Limited Seattle U to one run on three hits over 4.1 relief innings on Feb. 28 ... Became the first ASU freshman with double-digit strikeouts in a game since Alyssa Loza in 2017 with 10 strikeouts in a win over UTEP on March 1.

## HIGHS &amp; LOWS

SEASON		CAREER
5; UTEP (3/1/25)	Innings	5; UTEP (3/1/25)
--	Low-Hit CG	--
6; North Dakota (2/14/25)	Hits	6; North Dakota (2/14/25)
--	Low-Run CG	--
5; (2x) North Dakota (2/14/25)	Runs	5; (2x) North Dakota (2/14/25)
5; Miami (OH) (2/7/25)	Earned Runs	5; Miami (OH) (2/7/25)
3; (2x) Oregon State (3/2/25)	Walks	3; (2x) Oregon State (3/2/25)
10; UTEP (3/1/25)	SOs	10; UTEP (3/1/25)
102; UTEP (3/1/25)	Pitches	102; UTEP (3/1/25)
2; (2/16/25 - 3/1/25)	W-Streak	2; (2/16/25 - 3/1/25)

## 2025 BREAKDOWN

	H-AB	AVG
vs. Left	8-34	.235
vs. Right	23-88	.261
vs. Leadoff	9-28	.321
w/Runners	18-62	.290
w/Empty	13-60	.217
w/2-outs	9-41	.220
Fly/Ground	23/35	0.66

## 2025 APPEARANCES

DATE	OPPONENT	RESULT	DEC	G	GS	IP	H	R	ER	BB	SO	HR	NP	RS	W-L	SV	ERA	K7	RS7
2/7/25	Miami (OH)	W 15-7		1	1	1.1	5	5	5	3	3	1	51	0	0-0	0	26.25	15.75	0.00
2/8/25	Miami (OH)	L 4-12		1	0	1.0	1	1	0	0	2	0	15	0	0-0	0	15.00	15.00	
2/9/25	California	W 6-4		1	0	0.1	2	2	2	1	0	0	13	0	0-0	0	18.38	13.13	
2/14/25	North Dakota	L 1-10		1	0	3.2	6	5	4	1	3	0	66	0	0-0	0	12.16	8.84	
2/15/25	Washington	L 1-5		1	0	0.2	0	1	0	0	0	0	9	0	0-0	0	11.00	8.00	
2/16/25	Utah Valley	W 4-3	W	1	0	4.2	1	0	0	1	2	0	65	0	1-0	0	6.60	6.00	
2/21/25	Florida	L 1-9		1	0	3.0	4	4	4	1	0	0	46	0	1-0	0	7.16	4.77	
2/22/25	Portland State	W 10-3		1	0	1.0	1	0	0	0	1	0	12	0	1-0	0	6.70	4.91	
2/28/25	Seattle U	W 7-6		1	0	4.1	3	1	1	0	2	0	40	0	1-0	0	5.60	4.55	
3/1/25	UTEP	W 11-4	W	1	1	5.0	5	4	2	1	10	1	102	9	2-0	0	5.04	6.44	9.95
3/2/25	Oregon State	L 3-6		1	1	4.0	3	3	3	3	4	1	67	2	2-0	0	5.07	6.52	7.45
FEBRUARY				9	1	20.0	23	19	16	7	13	1	--	0	1-0	0	5.60	4.55	0.00
MARCH				2	2	9.0	8	7	5	4	14	2	--	11	1-0	0	3.89	10.89	8.56
2025 TOTALS				11	3	29.0	31	26	21	11	27	3	--	11	2-0	0	5.07	6.52	7.45



## TOP 25 GAME CHANGING PLAYS OF SEASON

Win probability calculations courtesy D1Softball.com and 6-4-3 Charts

Date	Opponent	Score	Inn	Outs	Bases	Play	Before	After	Change	Final
Feb 28	Seattle U	4-5	Bot 7	2	1st	Swan RBI double down rf line	10.75	67.55	56.80	7-6
Mar 2	Oregon State	2-3	Bot 7	2	1st & 2nd	Windle RBI single to right field	20.55	64.56	44.01	3-6
Feb 16	Utah Valley	0-3	Bot 6	2	1st & 2nd	Mejia 3-run home run to right center	10.74	53.53	42.79	4-3
Feb 16	Utah Valley	3-3	Bot 6	2	Empty	Holtje solo home run to left field	53.53	84.41	30.88	4-3
Feb 9	California	4-4	Bot 6	1	1st	Holtje 2-run home run to left field	63.20	93.79	30.59	6-4
Feb 9	California	3-4	Bot 5	0	Empty	Windle solo home run to right field	39.86	62.23	22.37	6-4
Feb 7	Miami (OH)	1-5	Bot 3	2	1st & 2nd	Murphy 3-run home run to left field	13.30	35.53	22.23	15-7
Feb 13	Oregon	3-3	Bot 7	0	Empty	Lewis double to left field	65.96	87.89	21.93	4-3
Feb 28	Seattle U	5-6	Bot 8	1	3rd	Ho-Ching RBI fielder's choice	45.12	66.17	21.05	7-6
Feb 23	New Mexico State	0-0	Bot 1	1	1st & 2nd	Mejia 3-run home run to left center	70.73	91.64	20.91	5-1
Feb 28	Seattle U	6-6	Bot 8	1	1st	Hall singled up the middle, Molitor to third	66.12	86.58	20.46	7-6
Feb 28	Seattle U	1-4	Bot 4	2	1st & 2nd	Ho-Ching RBI single to third base	30.56	49.51	18.95	7-6
Feb 15	Belmont	0-0	Bot 4	1	Empty	Ho-Ching solo home run to left field	56.64	75.36	18.72	1-5
Feb 8	Miami (OH)	1-4	Bot 3	1	1st	Davis 2-run home run to left field	21.71	40.18	18.47	4-12
Feb 28	Seattle U	2-4	Bot 6	2	1st & 2nd	Ho-Ching RBI double down lf line	18.50	36.38	17.88	7-6
Feb 13	Oregon	3-3	Bot 8	0	2nd	Ho-Ching RBI single to right field	82.17	100.00	17.83	4-3
Feb 28	Seattle U	6-9	Bot 9	0	2nd	Windle RBI double to left center	82.17	100.00	17.83	7-6
Feb 21	California Baptist	0-0	Bot 3	1	2nd	Hall 2-run home run to center field	67.29	84.94	17.65	8-1
Feb 7	Miami (OH)	5-7	Bot 5	0	1st & 2nd	Holtje walk	44.60	62.02	17.42	15-7
Mar 2	Oregon State	0-0	Bot 2	1	Empty	Mejia solo home run to center field	62.61	79.96	17.35	3-6
Feb 22	Portland State	2-3	Bot 1	0	Loaded	Windle reached on error, RBI	71.12	88.27	17.15	10-3
Feb 13	Oregon	0-1	Bot 3	0	2nd & 3rd	Ho-Ching 2-run double down lf line	65.90	82.96	17.06	4-3
Feb 7	Miami (OH)	6-7	Bot 5	0	Loaded	Windle reached on error, RBI	68.13	85.17	17.04	15-7
Feb 9	California	0-4	Bot 3	0	1st & 2nd	Hall RBI single	28.10	45.10	17.00	6-4
Mar 2	Oregon State	1-3	Bot 4	0	Loaded	Swan reaches on fielding error, RBI	56.66	73.66	17.00	3-6

## WINS WITH LOWEST WIN PROBABILITY

Date	OPPONENT	LOW PROB	SCORE	INNING	FINAL
Feb 28	Seattle U	5.83	4-5	Bot 7	7-6
Feb 7	Miami (OH)	8.06	0-4	Top 2	15-7
Feb 16	Utah Valley	8.85	0-3	Bot 5	4-3
Feb 9	California	10.16	0-4	Top 3	6-4
Feb 22	Portland State	20.29	0-3	Top 1	10-3
Feb 27	Oregon State	23.43	0-2	Top 2	9-2
Feb 13	Oregon	28.86	3-3	Top 8	4-3
Feb 15	Washington	41.27	1-1	Top 4	4-1
Feb 23	New Mexico State	44.55	0-0	Top 1	5-1
Mar 1	Utah State	51.97	0-0	Top 2	4-1
Feb 21	California Baptist	53.82	0-0	Bot 2	8-1
Mar 1	UTEP	54.05	0-0	Top 1	11-4
Feb 6	Maryland	56.06	0-0	Top 1	7-1
Feb 14	Weber State	56.79	0-0	Top 1	11-0
Feb 28	Yale	61.30	0-0	Top 1	9-1



## HIGHS & LOWS

### TEAM BATTING

Most Runs - Sun Devils	15	Miami (OH) (2/7/25)
Most Runs - Opp	12	Miami (OH) (2/8/25)
Most Runs - Both Teams	22	Miami (OH) (2/7/25)
Most Runs - Inning - Sun Devils	10	Miami (OH) (2/7/25)
Most Runs - Inning - Opp	6	(2x) North Dakota (2/14/25)
Most Hits - Sun Devils	16	UTEP (3/1/25)
Most Hits - Opp	12	(2x) Florida (2/21/25)
Most Hits - Both Teams	23	Seattle U (2/28/25)
Fewest Hits - Sun Devils	2	Belmont (2/15/25)
Most Extra-Base Hits - Sun Devils	6	(2x) Seattle U (2/28/25)
Most Extra-Base Hits - Opp	5	Miami (OH) (2/8/25)
Most Singles - Sun Devils	12	UTEP (3/1/25)
Most Doubles - Sun Devils	4	(3x) Utah State (3/1/25)
Most Triples - Sun Devils	1	(2x) Oregon State (2/27/25)
Most Home Runs - Sun Devils	3	(2x) New Mexico State (2/23/25)
Most Home Runs - Opp	2	(3x) Oregon State (3/2/25)
Most Stolen Bases - Sun Devils	7	California Baptist (2/21/25)
Most Stolen Bases - Opp	3	Oregon (2/13/25)
Most Left on Base - Sun Devils	13	Seattle U (2/28/25)
Most Left on Base - Opp	10	(2x) Yale (2/28/25)

### TEAM PITCHING & DEFENSE

Most Strikeouts - Sun Devils	13	Oregon State (2/27/25)
Most Strikeouts - Opp	12	Belmont (2/15/25)
Fewest Strikeouts - Sun Devils	2	Florida (2/21/25)
Fewest Strikeouts - Opp	1	(3x) UTEP (3/1/25)
Most Walks - Sun Devils	4	(2x) Oregon State (3/2/25)
Most Walks - Opp	7	Miami (OH) (2/7/25)
Fewest Walks - Sun Devils	0	(3x) Seattle U (2/28/25)
Fewest Walks - Opp	0	Belmont (2/15/25)
Fewest Hits Allowed - Sun Devils	2	Weber State (2/14/25)
Most Errors - Sun Devils	5	Belmont (2/15/25)
Most Errors - Opp	4	(6x) UTEP (3/1/25)
Most Double Plays - Sun Devils	2	Oregon State (3/2/25)
Most Double Plays - Opp	2	Utah State (3/1/25)

### TEAM MISCELLANEOUS

Longest Winning Streak	8	Feb 21 – March 1
Longest Losing Streak	2	Feb 18 – Feb 21
Longest Game - Innings	9	vs Seattle U (Feb 28)
Longest Game - Time (Overall)	2:51	vs Seattle U (Feb 28)
Longest Game - Time (7-inn game)	2:35	vs UTEP (March 1)
Shortest Game - Time (Overall)	1:19	vs Weber State (Feb 14)
Shortest Game - Time (7-inn game)	1:39	vs New Mexico State (Feb 23)
Largest Crowd (Home)	1,566	vs Seattle U/Yale (Feb 28)
Largest Crowd (Road)	1,023	at Grand Canyon (Feb 18)
Consecutive Games - Home Run	5	Feb 21 - 28
Consecutive Games - XBH	10	Feb 21 - March 2
Consecutive Games - Stolen Base	8	Feb 21 - March 1
Consecutive Errorless Games	2	March 1 - 2

### INDIVIDUAL BATTING

At bats:	5	(4x) Mejia, Ashleigh vs Seattle U (Feb 28)
Runs scored:	3	Murphy, AJ vs Miami (OH) (Feb 7)
	3	Mejia, Ashleigh vs Miami (OH) (Feb 7)
Hits:	4	Ho-Ching, Tiare vs Seattle U (Feb 28)
RBIs:	4	Ho-Ching, Tiare vs Maryland (Feb 6)
	4	Murphy, AJ vs Miami (OH) (Feb 7)
	4	Lewis, Nehanda vs Weber State (Feb 14)
Doubles:	2	Windle, Tanya vs Oregon State (Feb 27)
	2	Ho-Ching, Tiare vs Seattle U (Feb 28)
Triples:	1	Windle, Tanya vs Utah Valley (Feb 16)
	1	Acuna, Yannixa vs Oregon State (Feb 27)
Home runs:	2	Murphy, AJ vs Miami (OH) (Feb 7)
Total bases:	8	Murphy, AJ vs Miami (OH) (Feb 7)
Walks:	3	Holtje, Lillian vs Yale (Feb 28)
Strikeouts:	3	Hall, Kelsey vs Belmont (Feb 15)
Stolen bases:	2	Lewis, Nehanda vs California Baptist (Feb 21)

### INDIVIDUAL FIELDING

Putouts:	15	Holtje, Lillian vs Belmont (Feb 15)
	15	Holtje, Lillian vs Seattle U (Feb 28)
Assists:	8	Molitor, Grace vs Belmont (Feb 15)
Errors:	3	Molitor, Grace vs Belmont (Feb 15)

### INDIVIDUAL PITCHING

Innings pitched:	7.1	Lauppe, Meika vs Belmont (Feb 15)
Runs allowed:	6	Creager, Cambree vs Miami (OH) (Feb 8)
Earned runs:	5	Tipton, Julianne vs Miami (OH) (Feb 7)
	5	Creager, Cambree vs Miami (OH) (Feb 8)
Walks allowed:	4	Creager, Cambree vs Yale (Feb 28)
Strikeouts:	13	Brown, Kenzie vs Oregon State (Feb 27)
Hits allowed:	8	Creager, Cambree vs Florida (Feb 21)
Doubles allowed:	2	Lauppe, Meika vs Belmont (Feb 15)
	2	Creager, Cambree vs Florida (Feb 21)
	2	Creager, Cambree vs Oregon State (Mar 2)
Triples allowed:	1	Creager, Cambree vs Maryland (Feb 6)
Homers allowed:	1	(8x) Creager, Cambree vs Oregon State (Mar 2)
Wild pitches:	2	Brown, Kenzie vs California Baptist (Feb 21)
Hit batters:	3	Brown, Kenzie vs Utah State (Mar 1)





## THE LAST TIME

## BATTING

## AN ASU TEAM

Had 10+ hits	16; UTEP (3/1/25)
Had 15+ hits	16; UTEP (3/1/25)
Scored 5+ runs	11; UTEP (3/1/25)
Scored 10+ runs	11; UTEP (3/1/25)
Scored 15+ runs	15; Miami (OH) (2/7/25)
Scored 20+ runs	21; Grand Canyon (4/6/21)
Hit 4+ doubles	4; Utah State (3/1/25)
Hit a triple	1; Oregon State (2/27/25)
Hit 2+ triples	2; Oregon State (5/8/24)
Hit 2+ home runs	2; Seattle U (2/28/25)
Hit 3+ home runs	3; New Mexico State (2/23/25)
Hit 4+ home runs	4; Boise State (3/4/23)
Hit 5+ home runs	6; UTEP (3/6/21)
Hit 6+ home runs	6; UTEP (3/6/21)
Stole 4+ bases	4; Yale (2/28/25)
10+ Runners LOB	13; Seattle U (2/28/25)

## A SUN DEVIL PLAYER

Had 3+ hits	Yannixa Acuña [3] vs UTEP (3/1/25)
Had 4+ hits	Tiare Ho-Ching [4] vs Seattle U (2/28/25)
Scored 3+ runs	AJ Murphy [3] vs Miami (OH) (2/7/25)
Scored 4+ runs	Jazmine Hill [4] vs Illinois State (2/19/22)
Had 4+ RBIs	Nehanda Lewis [4] vs Weber State (2/14/25)
Had 5+ RBIs	Jazmine Hill [7] vs Michigan State (3/4/23)
Had 6+ RBIs	Jazmine Hill [7] vs Michigan State (3/4/23)
Had 7+ RBIs	Jazmine Hill [7] vs Michigan State (3/4/23)
Hit 2+ doubles	Tiare Ho-Ching [2] vs Seattle U (2/28/25)
Hit a triple	Yannixa Acuña vs Oregon State (2/27/25)
Hit 2+ triples	Makenna Harper [2] vs CSUN (2/9/23)
Hit 2+ home runs	AJ Murphy [2] vs Miami (OH) (2/7/25)
Hit walk-off home run	Audrey LeClair vs California (4/27/24)
Hit a grand slam	Sara Kinch at Arizona (4/21/24)
Led off 1st inn. with HR	Tanya Windle vs Maryland (2/6/25)
Stole 3+ bases	Yanni Acuña [5] at Utah (4/8/23)
Stole 4+ bases	Yanni Acuña [5] at Utah (4/8/23)
Stole 5+ bases	Yanni Acuña [5] at Utah (4/8/23)
Drew 3+ walks	Lillian Holtje [3] vs Yale (2/28/25)
Drew 4+ walks	Cheyenne Coyle [4] vs Arizona (3/30/14)

## AN OPPOSING TEAM

Had 10+ hits	10; Seattle U (2/28/25)
Had 15+ hits	15; California (4/26/24)
Scored 5+ runs	6; Oregon State (3/2/25)
Scored 10+ runs	10; North Dakota (2/14/25)
Scored 15+ runs	15; Arizona (4/17/21)
Hit 4+ doubles	4; UCLA (5/5/24)
Hit a triple	1; Maryland (2/6/25)
Hit 2+ triples	2; Washington (3/31/23)
Hit 2+ home runs	2; Oregon State (3/2/25)
Stole 4+ bases	4; Washington (4/2/23)
10+ Runners LOB	10; Yale (2/28/25)

## AN OPPOSING PLAYER

Had 3+ hits	Katie Dinahey [3] vs Yale (2/28/25)
Had 4+ hits	Shelby Kunkel [4] vs Miami (OH) (2/8/25)
Scored 3+ runs	Shelby Kunkel [3] vs Miami (OH) (2/8/25)
Had 3+ RBIs	Shelby Kunkel [6] vs Miami (OH) (2/8/25)
Hit 2+ doubles	Marissa Burchard [2] vs UTEP (3/1/25)
Hit a triple	Madison Runyan vs Maryland (2/6/25)
Hit 2+ home runs	Shelby Kunkel [2] vs Miami (OH) (2/8/25)

## PITCHING

## AN ASU TEAM

Threw a no-hitter	vs Arizona [5 inn.] (3/27/22)
Threw a perfect game	vs Arizona [5 inn.] (3/27/22)
Threw a shutout	vs. Weber State (2/14/25)
Recorded 10+ strikeouts	12; Utah State (3/1/25)
Recorded 15+ strikeouts	15; Cal State Fullerton (2/23/20)

## A SUN DEVIL PLAYER

Threw a no-hitter	Marissa Schuld vs Arizona [5 inn.] (3/27/22)
Threw a perfect game	Marissa Schuld vs Arizona [5 inn.] (3/27/22)
Threw a shutout	Meika Lauppe vs Weber State (2/14/15)
Recorded 10+ strikeouts	Kenzie Brown [12] vs Utah State (3/1/25)
Recorded 15+ strikeouts	Giselle Juarez [15] at Oregon State (4/8/18)
Gave up 10+ hits	Deborah Jones [13] at Arizona (4/21/24)
Walked 5+ batters	Deborah Jones [6] vs UCLA (5/3/24)

## AN OPPOSING TEAM

Threw a no-hitter	vs UCF (3/17/23)
Threw a shutout	vs Utah (4/14/24)
Recorded 10+ strikeouts	12; Belmont (2/15/25)
Recorded 15+ strikeouts	15; at Oklahoma State (3/17/23)

## AN OPPOSING PLAYER

Threw a no-hitter	Grace Jewell vs UCF (3/17/23)
Threw a shutout	Kaitlyn Terry vs UCLA (N) (5/9/24)
Recorded 10+ strikeouts	Maya Johnson [12] vs Belmont (2/15/25)
Recorded 15+ strikeouts	Kelly Maxwell [15] at Oklahoma State (3/17/23)
Gave up 10+ hits	Anisa Reynolds [14] vs UTEP (3/1/25)
Walked 5+ batters	Ruby Meylan [5] vs Washington (4/2/23)

## FIELDING

## AN ASU TEAM

Did not commit an error	vs Oregon State (3/2/25)
Committed 2+ errors	3; UTEP (3/1/25)
Turned a double play	1; Florida (2/21/25)
Turned a triple play	

## A SUN DEVIL PLAYER

Recorded 10+ putouts	Samantha Swan [10] vs Utah State (3/1/25)
Recorded 15+ putouts	Lillian Holtje [15] vs Seattle U (2/28/25)
Recorded 5+ assists	Takyla Davis [5] vs Seattle U (2/28/25)
Committed 2+ errors	Tiare Ho-Ching [2] vs UTEP (3/1/25)

## AN OPPOSING TEAM

Did not commit an error	vs UTEP (3/1/25)
Committed 2+ errors	2; Oregon State (3/2/25)
Turned a double play	2; Oregon State (3/2/25)
Turned a triple play	

## AN OPPOSING PLAYER

Recorded 10+ putouts	Giselle Gonzalez [11] vs Utah State (3/1/25)
Recorded 15+ putouts	Tuck [15] at Oklahoma State (3/17/23)
Recorded 5+ assists	Taylor Fitch [5] vs Seattle U (2/28/25)
Committed 2+ errors	Kaylee Oh [2] vs Miami (OH) (2/7/25)

## MISCELLANEOUS












## AN ASU TEAM

Won in extra-innings	7-6 [9] vs Seattle U (2/28/25)
Won by run-rule	9-1 [5] bs Yale (2/28/25)
6+ runs in an inning	8 [1st] vs Portland State (2/22/25)
10+ runs in an inning	10 [5th] vs Miami (OH) (2/7/25)



## BIG 12 STANDINGS (Through March 2)



 Arizona	0	0	.000	--	0-0	0	0-0	0-0	21	2	0	.913	204-73	+131	15-2	2-0	4-0
 BYU	0	0	.000	0.0	0-0	0	0-0	0-0	14	4	0	.778	106-39	+67	0-0	2-0	12-4
 Oklahoma State	0	0	.000	0.0	0-0	0	0-0	0-0	14	4	0	.778	100-54	+46	2-0	2-0	10-4
 Texas Tech	0	0	.000	0.0	0-0	0	0-0	0-0	18	6	0	.750	165-61	+104	7-0	1-4	10-2
 Houston	0	0	.000	0.0	0-0	0	0-0	0-0	14	5	0	.737	140-114	+26	9-2	0-3	5-0
 Arizona State	0	0	.000	0.0	0-0	0	0-0	0-0	15	6	0	.714	124-83	+41	15-5	0-1	0-0
 UCF	0	0	.000	0.0	0-0	0	0-0	0-0	17	7	1	.700	97-63	+34	15-4	1-0	1-3-1
 Kansas	0	0	.000	0.0	0-0	0	0-0	0-0	10	7	0	.588	84-51	+33	0-0	1-3	9-4
 Baylor	0	0	.000	0.0	0-0	0	0-0	0-0	10	10	0	.500	98-91	+7	6-4	0-1	4-5
 Iowa State	0	0	.000	0.0	0-0	0	0-0	0-0	9	9	0	.500	95-98	-3	0-0	1-3	8-6
 Utah	0	0	.000	0.0	0-0	0	0-0	0-0	6	15	0	.286	86-120	-34	0-0	1-2	5-13

2025 BIG 12 SOFTBALL  
PRESEASON POLL

1. Oklahoma State - 99 (9)
2. Texas Tech - 90 (2)
3. Arizona - 81
4. Baylor - 75
5. BYU - 54
6. Utah - 52
7. UCF - 51
8. **Arizona State - 36**
9. Kansas - 34
10. Iowa State - 23
11. Houston - 10

2025 BIG 12 SOFTBALL  
PRESEASON TEAM

Dakota Kennedy, Arizona, Jr., OF\*  
 Regan Shockey, Arizona, So., UTL\*  
**Kelsey Hall, Arizona State, Gr., OF**  
 Turiya Coleman, Baylor, Sr., C/INF  
 Shaylon Govan, Baylor, Sr., INF\*  
 Lily Owens, BYU, Jr., UTL\*  
 Angelina Allen, Iowa State, Sr., OF  
 Katie Brooks, Kansas, Sr., P/UTL  
 Presley Limbaugh, Kansas, Jr., OF  
 RyLee Crandall, Oklahoma State, Jr., P  
 Megan Delgadillo, Oklahoma State, Gr., OF  
 Tallen Edwards, Oklahoma State, Jr., UTL  
 Karli Godwin, Oklahoma State, So., INF  
 Ruby Meylan, Oklahoma State, Jr., P  
 Claire Timm, Oklahoma State, Jr., OF  
 NiJaree Canady, Texas Tech, Jr., P\*  
 Mihyia Davis, Texas Tech, Jr., OF  
 Kaylah Nelsen, Utah, Sr., OF

\*unanimous selection

BIG 12 TEAM LEADERS  
Average

.397 Arizona (2)  
**.334 Arizona State (30)**  
 .326 Oklahoma State (42)  
 .323 Texas Tech (49)  
 .310 Houston (65)

## On Base Pct

.473 Arizona (8)  
 .455 Houston (13)  
**.413 Arizona State (35)**  
 .406 Texas Tech (44)  
 .400 Oklahoma State (58)

## Slugging Pct

.638 Arizona (9)  
**.540 Arizona State (33)**  
 .508 Oklahoma State (47)  
 .501 BYU (48)  
 .499 Texas Tech (51)

## ERA

1.82 BYU (14)  
 2.12 Texas Tech (23)  
 2.29 UCF (30)  
 2.59 Oklahoma State (46)  
 2.60 Arizona (47)

## WHIP

0.97 Texas Tech (5)  
 1.06 Arizona (16)  
 1.12 BYU (24)  
 1.19 UCF (34)  
**1.21 Arizona State (36)**

## Strikeouts per Seven Innings

7.14 Oklahoma State (19)  
 7.09 Texas Tech (22)  
**7.05 Arizona State (27)**  
 6.18 BYU (46)  
 6.05 Arizona (49)

BIG 12 BATTING LEADERS  
Average

.483 Regan Shockey, Arizona (36)  
 .475 Paige Dimler, Arizona (45)  
 .471 Tia Warsop, Oklahoma St. (47)  
 .466 Jessie Clemons, Iowa St. (55)  
 .463 Kaiah Altmeyer, Arizona (59)

## Slugging Pct

.862 Sydney Stewart, Arizona (41)  
 .811 Shaylon Govan, Baylor (68)  
 .787 Brooke Wells, Houston (82)  
 .755 Lauren Allred, Texas Tech (105)  
 .746 Kaiah Altmeyer, Arizona (113)

## Hits

42 Regan Shockey, Arizona (2)  
 35 Mihyia Davis, Texas Tech (5)  
 31 Kaiah Altmeyer, Arizona (13)  
 30 Sierra Humphreys, UCF (23)  
 29 Paige Dimler, Arizona (31)

## Home Runs

8 Sydney Stewart, Arizona (15)  
 7 Miranda Stoddard, Arizona (23)  
 6 Brooke Wells, Houston (44)  
 5 Five tied (76)

## RBIs

31 Sydney Stewart, Arizona (9)  
 30 Kaiah Altmeyer, Arizona (13)  
 26 Brooke Wells, Houston (27)  
 25 Rosie Davis, Oklahoma St. (35)  
 25 Devyn Netz, Arizona (35)

## Stolen Bases

14 Mihyia Davis, Texas Tech (14)  
 14 Megan Delgadillo, Oklahoma St. (14)  
 14 Regan Shockey, Arizona (14)  
 11 Logan Halleman, Texas Tech (35)  
 9 Sierra Humphreys, UCF (61)

BIG 12 PITCHING LEADERS  
ERA

0.27 Kaysen Korth, BYU (2)  
 0.58 Kaitlyn Felton, UCF (9)  
 0.62 NiJaree Canady, Texas Tech (12)  
**0.98 Kenzie Brown, Arizona St. (27)**  
 1.20 Isabella Vega, UCF (38)

## Hits Allowed per Seven Innings

3.46 NiJaree Canady, Texas Tech (15)  
**3.74 Kenzie Brown, Arizona St. (21)**  
 3.75 Ruby Meylan, Oklahoma St. (22)  
 4.25 Kaysen Korth, BYU (38)  
 4.63 Kaitlyn Felton, UCF (56)

## Strikeouts

96 NiJaree Canady, Texas Tech (2)  
**70 Kenzie Brown, Arizona St. (16)**  
 69 Ruby Meylan, Oklahoma St. (18)  
 53 Yessenia Lopez, UCF (41)  
 48 Two tied (58)

## Strikeouts per Seven Innings

11.9 NiJaree Canady, Texas Tech (2)  
**11.4 Kenzie Brown, Arizona St. (5)**  
 9.2 Ruby Meylan, Oklahoma St. (26)  
 8.0 Isabella Vega, UCF (68)  
 8.0 Saya Swain, Arizona (69)

## WHIP

0.58 NiJaree Canady, Texas Tech (3)  
 0.78 Kaysen Korth, BYU (17)  
**0.79 Kenzie Brown, Arizona St. (18)**  
 0.81 Kaitlyn Felton, UCF (20)  
 0.86 Ruby Meylan, Oklahoma St. (38)

## Wins

8 Kaitlyn Felton, UCF (8)  
 8 Kaysen Korth, BYU (8)  
 8 Ruby Meylan, Oklahoma St. (8)  
 8 Devyn Netz, Arizona (8)  
 7 Two tied (24)



NATIONAL POLLS

NFCA / GOROUT				
Poll No. 4 -- March 4				
RK	SCHOOL	PTS	WLT	LW
1.	Texas (22)	20-1	762	1
2.	Oklahoma (5)	19-0	740	2
3.	Florida (4)	23-1	725	3
4.	LSU	18-1	655	5
5.	Texas A&M	20-2	617	6
6.	UCLA	18-4	603	4
7.	Tennessee	19-3	592	7
8.	Florida State	16-3	517	9
9.	Arizona	21-2	510	12
10.	Arkansas	19-1	495	11
11.	South Carolina	19-0	462	19
12.	Oregon	20-1	419	14
13.	Georgia	18-2	414	10
14.	Duke	14-6	365	8
15.	Oklahoma State	14-4	328	16
16.	Texas Tech	18-6	310	13
17.	Virginia Tech	17-4	293	15
18.	Auburn	19-1	281	20
19.	Stanford	14-3	246	17
20.	Nebraska	15-6	185	18
21.	Mississippi State	18-3	177	21
22.	Alabama	15-6	120	22
23.	Kentucky	14-6	46	24
24.	Florida Atlantic	19-4	38	25
25.	Ole Miss	18-3	36	

ESPN / USA SOFTBALL				
Poll No. 4 -- March 4				
RK	SCHOOL	REC	PTS	LAST
1.	Oklahoma (16)	19-0	610	1
2.	Texas (5)	20-1	603	2
3.	Florida (4)	23-1	577	3
4.	Texas A&M	20-2	517	5
5.	LSU	18-1	516	6
6.	UCLA	18-4	480	4
7.	Arizona	21-2	466	10
8.	Tennessee	19-3	453	7
9.	Florida State	16-3	427	8
T10.	Arkansas	19-1	371	12
T10.	South Carolina	19-0	371	21
12.	Oregon	20-1	367	14
13.	Oklahoma State	14-4	323	15
14.	Georgia	18-2	301	11
15.	Texas Tech	18-6	266	13
16.	Duke	14-6	241	9
17.	Auburn	19-1	217	19
18.	Virginia Tech	17-4	207	17
19.	Nebraska	15-6	201	16
20.	Stanford	14-3	165	18
21.	Alabama	15-6	142	22
22.	Mississippi State	18-3	98	20
23.	Virginia	15-5	59	25
24.	Liberty	16-4	48	24
25.	Ole Miss	18-3	37	RV

NCAA RPI			
Through March 2			
RK	SCHOOL	WLT	ASU RESULT
1.	Auburn	19-1	
2.	Texas A&M	20-2	
3.	South Carolina	19-0	
4.	Arizona	21-2	Mar. 21-23
5.	Florida	23-1	L, 9-1
6.	Duke	14-6	
7.	UCLA	18-4	
8.	Florida State	16-3	
9.	LSU	18-1	
10.	Texas	20-1	

Big 12 Schools			
4.	Arizona	21-2	Mar. 21-23
11.	Oklahoma State	14-4	Apr. 2
17.	Texas Tech	18-6	Apr. 25-27
21.	Houston	14-5	
23.	UCF	17-7-1	Mar. 14-16
40.	Arizona State	15-6	
50.	BYU	14-4	Mar. 6-8
63.	Kansas	9-7	Apr. 4-6
66.	Baylor	10-10	Apr. 17-19
111.	Iowa State	9-9	Mar. 28-30
157.	Utah	6-15	Apr. 11-13

ASU Opponents			
5.	Florida	23-1	L, 9-1
18.	Oregon	20-1	W, 4-3
27.	Grand Canyon	16-3	L, 3-0 / Apr. 15
35.	California	15-4	W, 6-4
37.	Washington	15-7	W, 4-1
41.	Belmont	12-7	L, 5-1
61.	UNLV	13-6	Mar. 18
70.	Stetson	12-9	Mar. 12
79.	Seattle U	11-9	W, 7-6
83.	Utah State	12-8	W, 4-1
92.	Maryland	6-10	W, 7-1
98.	California Baptist	11-11	W, 8-1
123.	North Dakota	8-9	L, 10-1
127.	Oregon State	9-10	W, 9-2 / L, 6-3
130.	Weber State	6-14	W, 11-0
137.	Utah Valley	6-11	W, 4-3
139.	Miami (OH)	5-13	W, 15-7 / L, 12-4
163.	New Mexico State	12-10	W, 5-1
209.	UTEP	10-9	W, 11-4 / Apr. 9
220.	Yale	2-8	W, 9-1
259.	Portland State	4-16	W, 10-3

SUN DEVILS IN THE POLLS

POLL	PRE Jan 28	1 Feb 11	2 Feb 18	3 Feb 25	4 Mar 4	5 Mar 11	6 Mar 18	7 Mar 25	8 Apr 1	9 Apr 8	10 Apr 15	11 Apr 22	12 Apr 29	13 May 6	14 May 13	15 May 20
USA Today / NFCA	--	--	--	--	--											
ESPN / USA Softball	--	--	--	--	--											
D1 Softball	--	--	--	--	--											
Softball America	--	--	--	--	--											
NCAA RPI	--	--	--	--	40											
D1 Softball Diamond	--	--	--	--	--											

SUN DEVIL NFCA POLL HISTORY Since 1995

First Poll Appearance	No. 22	Most Consecutive Polls Ranked No. 1	6
	March 20, 1996	(2x) Last: April 26, 2011 – January 24, 2012	
Highest Ranking All-Time	No. 1	Most Consecutive Polls Ranked Top 10	70
	(14x) Last: January 24, 2012	March 28, 2006 – May 11, 2010	
Total Polls Ranked	367	Last Time Ranked	No. 22
Most Consecutive Polls Ranked	168		March 14, 2023
	February 21, 2006 – April 20, 2016	Polls Since	31



## TEAM RANKINGS

Through March 2	Stat	Big 12	NCAA
Batting Average	.334	2	30
On Base Percentage	.413	3	35
Slugging Percentage	.540	2	33
Scoring	5.90	4	63
Total Runs	124	4	44
Hits	183	3	21
Doubles per Game	1.48	6	71
Doubles	31	5	47
Triples per Game	0.10	11	218
Triples	2	10	162
Home Runs per game	1.24	3	27
Home Runs	26	2	22
RBI's Per Game	5.67	4	44
Runs Batted In	119	4	34
Stolen Bases per Game	1.29	4	90
Total Stolen Bases	27	4	64
Earned Run Average	3.06	7	75
WHIP	1.21	5	36
Shutouts	1	9	157
Hits Allowed Per 7	6.51	5	233
Strikeouts Per 7	7.05	3	27
Strikeout-to-Walk Ratio	3.63	2	14
Fielding Percentage	.957	6	155
Double Plays per Game	0.14	11	246
Double Plays	3	10	198
WL Percentage	.714	6	49

## HONORS

## CAMBREE CREAGER

- D1 Softball D100 Freshman Watch List
- Softball America Freshman Watch List

## KELSEY HALL

- Big 12 Preseason Team

## TIARE HO-CHING

- D1 Softball D100 Freshman Watch List
- Softball America Freshman Watch List

## JULIANNE TIPTON

- D1 Softball D100 Freshman Watch List
- Softball America Freshman Watch List

## TANYA WINDLE

- D1 Softball #30 Outfielder

## INDIVIDUAL RANKINGS (Through March 2)

Player	Statistic	Stat	Big 12	NCAA
Kenzie Brown	Earned Run Average	0.98	4	27
	Hits Allowed Per Seven Innings	3.74	2	21
	Innings Pitched	43	10	165
	Pitching Appearances	12	11	91
	Saves	2	2	10
	Strikeouts	70	2	16
	Strikeouts Per Seven Innings	11.4	2	5
	Strikeout-to-Walk Ratio	6.36	3	35
	Victories	7	5	24
	WHIP	0.79	3	18
Tiare Ho-Ching	Assists	40	9	77
	Doubles	7	3	40
	Doubles Per Game	0.33	3	112
	Hit By Pitch	7	2	8
	Hit by Pitch per Game	0.33	2	24
	Stolen Bases	6	10	163
Cambree Creager	Games Started	7	7	145
	Pitching Appearances	10	20	236
Kelsey Hall	Batting Average	0.443	6	99
	Hits	27	6	55
	Home Runs	5	4	76
	On Base Percentage	0.514	8	121
	RBI's	20	8	84
	Slugging Percentage	0.738	6	126
	Total Bases	45	4	68
Lillian Holtje	Hit By Pitch	3	13	151
	Home Runs	5	4	76
	Slugging Percentage	0.718	7	153
Meika Lauppe	Games Started	10	1	12
	Innings Pitched	43.1	9	158
	Pitching Appearances	14	4	22
	Saves	1	6	66
	Shutouts	1	6	82
	Strikeout-to-Walk Ratio	5	7	55
	Walks Allowed Per Seven Innings	0.97	4	30
	WHIP	0.97	9	62
Ashleigh Mejia	Hit By Pitch	3	13	151
	Home Runs	4	9	144
AJ Murphy	Home Runs	3	18	240
Samantha Swan	Caught Stealing By	4	4	66
Julianne Tipton	Pitching Appearances	11	13	141
Tanya Windle	Doubles	6	6	75
	Hits	26	8	71
	Home Runs	3	18	240
	Runs per Game	1	10	101
	Total Bases	43	8	92





## ALBERTA B. FARRINGTON SOFTBALL STADIUM



Arizona State University will celebrate the 25th anniversary of Alberta B. Farrington Softball Stadium this season, which was unveiled in 2000 as the home of Sun Devil Softball. During its time as one of the premier softball facilities in the country, Farrington Stadium has welcomed over 800,000 spectators to witness ASU

win nearly 700 games, hosting 11 Regionals and nine Super Regionals. Those large crowds have created an amazing home environment known across the country as Club Farrington.

Farrington Stadium features individual seats in the lower section between the dugouts and chair-back bleachers in the upper sections, with a capacity for 1,535 fans. The new Lapan Sunshine Devil Deck will open in 2025 above the clubhouse down the third baseline, and a grass berm located just beyond the first base dugout provides an additional spectator area.

The stadium has several amenities that make it one of the premier softball stadiums in the country. Sunken dugouts are lighted for night games and have recessed, individual bat slots and locker room access. The playing surface and outfield grass were completely replaced during the offseason. In addition, there is a built-in concession stand, a team shop, restrooms and locker rooms for the visiting team and officials.

Upgrades to the Sun Devil clubhouse were completed last spring to give the team a modern locker room and team area. The redesigned space also added new coaches' offices, locker areas, and a new training room.

The Betsy and Kent Bro Softball Hitting Facility, located down the left field line, opened in 2020 and provides the Sun Devils year-round access to batting cages and the latest technology.

After adding a press box and extending the outfield fences before the 2013 season, Farrington was again upgraded before the beginning of the 2014 season. Solar panels were added above the stands, providing shade to most in the upper deck seats. The facility has also received two major awards for design and excellence in architecture.



## STADIUM FACTS

Opened (Capacity)	2000 (1,535)
Dimensions	L-202 C-210 R-202
All-Time Stadium Record	687-207 (.768)
All-Time Attendance (Average)	825,703 (977)

## TOP 10 LARGEST CROWDS (Since 2010)

1.	2,264	Arizona	Mar. 30, 2014
2.	2,259	Arizona	Mar. 18, 2016
3.	2,243	Arizona	Mar. 28, 2014
4.	2,239	Arizona	Mar. 29, 2014
5.	2,226	Southern Miss	Apr. 26, 2014
6.	2,212	Arizona	Mar. 18, 2016
7.	2,203	Arizona	Mar. 23, 2012
8.	2,199	Arizona	Mar. 24, 2012
9.	2,188	UCLA	May 10, 2014
10.	2,176	Stanford	Mar. 22, 2014

## 2025 LARGEST CROWDS

1.	1,566	Seattle & Yale	Feb. 28, 2025
2.	1,504	Florida & Cal Baptist	Feb. 21, 2025
3.	1,485	Washington & Belmont	Feb. 15, 2025
4.	1,358	UTEP & Utah State	Mar. 1, 2025
5.	1,175	N. Dakota & Weber State	Feb. 14, 2025
6.	1,136	Utah Valley	Feb. 16, 2025
7.	1,108	New Mexico State	Feb. 23, 2025
8.	1,040	Portland State	Feb. 22, 2025
9.	1,040	Portland State	Feb. 22, 2025
10.	1,022	Maryland	Feb. 6, 2025
11.	1,014	Oregon	Feb. 13, 2025
12.	917	Oregon State	Feb. 27, 2025
13.	890	Miami (OH)	Feb. 8, 2025
14.	772	Miami (OH)	Feb. 7, 2025
15.	741	California	Feb. 9, 2025





## COACHING STAFF



## MEGAN BARTLETT

Hometown ..... Terre Haute, Ind.  
Education ..... University of Notre Dame, 2005  
MBA ..... Loyola University Chicago, 2007  
JD ..... Northern Illinois, 2012  
Twitter ..... @coachcbartlett

## COACHING CAREER

Loyola Chicago, GA ..... 2005-07  
Northern Illinois, Assistant ..... 2007-12  
DePaul, Volunteer ..... 2013-14  
Purdue, Assistant ..... 2014-15  
Ball State, Head Coach ..... 2016-20  
Texas, Assistant ..... 2021-22  
Arizona State, Head Coach ..... 2023-

Megan Bartlett took over as head coach of the Arizona State softball program in the summer of 2022, becoming the eighth head coach in the program's history.

With the start of a new season, Bartlett has a 183-165 (.526) career record that includes a 42-57 mark in her two seasons leading the Sun Devils.

With Bartlett at the helm, ASU saw Yanni Acuña be named NFCA All-American, NFCA All-Region, All-Pac-12 Conference, CSC Academic All-American and CSC Academic All-District. Jordan VanHook was also named All-Region, and Kylee Magee was named to the Pac-12 All-Freshman Team.

Bartlett guided the Sun Devils through a roster overhaul to finish 2023 with a 22-26 overall record. That included a series win over Women's College World Series participant Washington and an eight-game winning streak early in the season.

Prior to taking the Sun Devils, Bartlett spent two seasons as an assistant coach at the University of Texas. That followed five seasons in Indiana as a head coach building the Ball State softball program.

As the head coach at Ball State for five seasons (2016-20), Bartlett led the program to a 141-108 overall record (.567) while registering three consecutive 30-win seasons from 2017-19. Over that stretch, she helped guide the Cardinals to the 2018 Mid-American Conference (MAC) West Division title with that season's 37 victories marking the fourth-most wins in a single season in program history.

Bartlett began her coaching career as a graduate assistant coach at Loyola University Chicago (2005-07), where she was part of the 2007 Horizon League Coaching Staff of the Year while helping her squad to the league's regular season title.

From there, she moved on to become an assistant coach at Northern Illinois (2007-12), working with infielders and outfielders while also serving as the recruiting coordinator, offensive coordinator and camp coordinator.

After spending a single campaign at DePaul as a volunteer assistant coach for the 2014 Big East regular season and tournament champions (44-11), Bartlett moved on to become an assistant coach at Purdue (2014-15).

Bartlett was a four-year letter winner at Notre Dame (2002-05) under her maiden name Megan Ciolli, helping power the Irish to four NCAA Regional appearances, four Big East regular season championships and two Big East Tournament titles. A two-time NFCA All-American (2004, 2005), she captained the 2005 squad to a 46-15 mark while helping secure the program's first-ever NCAA Regional home contests.

The 2004 Big East Player of the Year, Bartlett completed her playing career at Notre Dame as the program's leader in hits (284) and stolen bases (76) while finishing in the top five in batting average (second - .368) and runs scored (second - 161). She also finished ranked in the UND career top 10 in doubles (ninth - 37), triples (seventh - 9), HRs (ninth - 13) and RBIs (10th - 101).

Bartlett graduated from the University of Notre Dame with a bachelor's degree of business administration in managerial consulting in 2005. She completed her master's of business administration in healthcare administration at Loyola University Chicago in 2007 and went on to earn a juris doctor from Northern Illinois in 2012.

A licensed attorney in the state of Illinois, she is married to Mike Bartlett, a former professional hockey player, and they have two daughters, Vivian and Maren.

## ASSISTANT COACHES



**JOSH BLOOMER**  
Assistant Coach  
(Hitting Coach)  
First Season



**JEREMY MANLEY**  
Assistant Coach  
(Pitching Changes)  
Third Season



**HAILEY DECKER**  
Assistant Coach  
(1st Base Coach)  
Second Season

## BARTLETT'S COACHING RECORD

Year	School	OVERALL				CONFERENCE			
		W	L	T	%	W	L	T	%
2016	Ball State	22	32	0	.407	8	16	0	.333
2017	Ball State	30	28	0	.517	14	10	0	.583
2018	Ball State	37	19	0	.661	16	7	0	.696
2019	Ball State	34	20	0	.630	9	8	0	.529
2020	Ball State	18	9	0	.667				
2023	Arizona State	22	26	0	.458	6	18	0	.250
2024	Arizona State	20	31	0	.392	3	21	0	.125
2025	Arizona State	15	6	0	.714	0	0	0	.000
<b>8 Season Career</b>		<b>198</b>	<b>171</b>	<b>0</b>	<b>.537</b>	<b>56</b>	<b>80</b>	<b>0</b>	<b>.412</b>
3 Seasons @ Arizona State		57	63	0	.475	9	39	0	.188
5 Seasons @ Ball State		141	108	0	.566	47	41	0	.534

## SUPPORT STAFF



**Mary Iakopo**  
Dir. of Player Development



**Andrew Hrnacar**  
Grad Assistant



**Morgan Hornback**  
Grad Assistant



**Kayla Lissy**  
Grad Assistant



**Hayden Corrado**  
Manager



**Lexi Ruiz**  
Dir. of Operations



**Peter Alosi**  
Strength & Conditioning



**Emily Wolfe**  
Athletic Trainer



SEASON STATISTICS

ALL GAMES Minimum 2.5 Plate Appearances per game | Players must play in 75% of their team's games

SEASON	AVG	OBP	SLG	OPS	GP	GS	AB	R	H	2B	3B	HR	RBI	BB	HBP	SO	SF	SH	SB	ATT
Kelsey Hall	.443	.514	.738	1.252	21	21	61	10	27	3	0	5	20	9	1	8	1	0	0	0
Tanya Windle	.371	.423	.614	1.037	21	21	70	21	26	6	1	3	14	6	1	6	1	0	3	4
Samantha Swan	.356	.400	.475	.875	21	21	59	9	21	4	0	1	7	5	0	4	1	0	2	2
Tiare Ho-Ching	.344	.425	.547	.972	21	21	64	17	22	7	0	2	15	2	7	6	0	1	6	9
Nehanda Lewis	.318	.400	.409	.809	20	17	44	8	14	1	0	1	7	4	2	5	0	2	3	5
Lillian Holtje	.308	.481	.718	1.199	21	12	39	9	12	1	0	5	11	11	3	4	1	0	1	1
Takyla Davis	.293	.408	.415	.823	19	16	41	10	12	2	0	1	9	6	2	13	0	1	2	4
Ashleigh Mejia	.273	.369	.564	.933	20	20	55	11	15	4	0	4	14	6	3	11	1	2	1	3
Yannixa Acuña	.500	.529	.625	1.154	15	5	16	9	8	0	1	0	6	1	0	3	0	1	4	5
AJ Murphy	.316	.366	.605	.971	14	14	38	9	12	2	0	3	11	2	1	2	0	1	1	1
Grace Molitor	.304	.385	.435	.819	17	12	23	6	7	0	0	1	1	3	0	5	0	2	3	3
Sydney Saenz	.222	.300	.222	.522	11	0	9	3	2	0	0	0	2	1	0	2	0	1	1	1
Ayden Allen	.185	.214	.222	.437	15	9	27	1	5	1	0	0	2	1	0	1	0	0	0	0
Jolee Benson	.000	.000	.000	.000	1	0	1	0	0	0	0	0	0	0	0	0	0	0	0	0
Maddie Okano	.000	.000	.000	.000	7	0	1	1	0	0	0	0	0	0	0	0	0	0	0	0
Totals	.334	.413	.540	.953	21	21	548	124	183	31	2	26	119	57	20	70	5	11	27	38
Opponents	.238	.305	.329	.634	21	21	562	83	134	22	1	9	72	40	16	145	5	9	18	22

ALL GAMES Minimum 1 IP / Team Game

PITCHER	ERA	WHIP	BAA	W	L	APP	GS	CG	SHO	SV	IP	H	R	ER	BB	SO	2B	3B	HR	WP	HBP
Kenzie Brown	0.98	0.79	.151	7	1	12	1	1	0	2	43.0	23	10	6	11	70	6	0	2	5	6
Meika Lauppe	2.26	0.97	.218	4	2	14	10	1	1	1	43.1	36	20	14	6	30	5	0	1	4	3
Julianne Tipton	5.07	1.45	.254	2	0	11	3	0	0	0	29.0	31	26	21	11	27	5	0	3	3	2
Cambree Creager	5.37	1.95	.358	2	3	10	7	1	0	0	28.2	44	27	22	12	18	6	1	3	3	5
Totals	3.06	1.21	.238	15	6	21	21	3	1	3	144.0	134	83	63	40	145	22	1	9	15	16
Opponents	5.63	1.84	.334	6	15	21	21	7	1	0	130.2	183	124	105	57	70	31	2	26	10	20

PITCHER	W%	K/7	BB/7	K/BB	H/7	2B/7	3B/7	HR/7
Kenzie Brown	.875	11.40	1.79	6.36	3.74	0.98	0.00	0.33
Meika Lauppe	.667	4.85	0.97	5.00	5.82	0.81	0.00	0.16
Julianne Tipton	1.000	6.52	2.66	2.45	7.48	1.21	0.00	0.72
Cambree Creager	.400	4.34	2.93	1.50	10.74	1.47	0.24	0.73
Totals	.714	7.05	1.94	3.63	6.51	1.07	0.05	0.44
Opponents	.286	3.75	3.05	1.23	9.80	1.66	0.11	1.39



## SEASON FIELDING STATISTICS

## ALL GAMES

Name	FLD%	C	PO	A	E	DP	SBA	CSB	CS%	PB	CI
Samantha Swan	1.0000	142	130	12	0	1	18	4	.182	4	0
Sydney Saenz	1.0000	13	12	1	0	0	0	0	-	0	0
Julianne Tipton	1.0000	8	0	8	0	0	4	1	.200	0	0
Kenzie Brown	1.0000	4	0	4	0	0	4	1	.200	0	0
Cambree Creager	1.0000	4	2	2	0	0	6	1	.143	0	0
Lillian Holtje	.9813	107	102	3	2	2	0	0	-	0	0
Ayden Allen	.9804	51	50	0	1	0	0	0	-	0	0
AJ Murphy	.9730	37	12	24	1	1	0	0	-	0	0
Tiare Ho-Ching	.9639	83	40	40	3	2	0	0	-	0	0
Ashleigh Mejia	.9600	25	23	1	1	0	0	0	-	0	0
Nehanda Lewis	.9500	20	19	0	1	0	0	0	-	0	0
Meika Lauppe	.9474	19	2	16	1	0	4	1	.200	0	0
Tanya Windle	.9412	17	14	2	1	0	0	0	-	0	0
Takyla Davis	.8913	46	9	32	5	0	0	0	-	0	0
Yannixa Acuña	.8750	8	6	1	1	0	0	0	-	0	0
Grace Molitor	.7619	42	11	21	10	2	0	0	-	0	0
<b>Totals</b>	<b>.9569</b>	<b>626</b>	<b>432</b>	<b>167</b>	<b>27</b>	<b>3</b>	<b>18</b>	<b>4</b>	<b>.182</b>	<b>4</b>	<b>0</b>
<b>Opponents</b>	<b>.9564</b>	<b>574</b>	<b>392</b>	<b>157</b>	<b>25</b>	<b>6</b>	<b>27</b>	<b>11</b>	<b>.289</b>	<b>2</b>	<b>0</b>