

## 2 NAISMITH HALL OF FAME INDUCTEES

	Season Statistics										Career Statistics									
	GP-GS	MIN/G	F%	3FG%	F7%	R/G	A/G	STL	BLK	PTS/G	GP-GS	MIN/G	F%	3FG%	F7%	R/G	A/G	STL	BLK	PTS/G
Home	17-14	20.8	44.7	358	706	3.0	1.2	1.9	2	9.1	72-40	18.9	44.2	389	707	2.4	1.2	40	5	7.9
Away	11-9	19.3	.500	.528	.688	2.1	1.3	7	1	8.8	46-25	18.0	.424	.398	.738	2.1	0.8	22	4	6.3
Neutral	7-5	19.8	.535	.500	1.000	1.1	1.1	5	0	9.7	31-15	17.8	.485	.409	.778	1.7	0.7	10	1	7.5
Total	35-28	20.2	.479	.440	733	2.3	1.2	73	3	9.1	149-80	18.4	.446	.401	.726	2.2	1.0	72	10	7.3

## BYU QUICK FACTS

### University Information

Location: Provo, Utah 84602  
Elevation: 4,553 feet  
Enrollment: 35,743  
Founded: October 16, 1875  
Owned: The Church of Jesus Christ of Latter Day Saints  
Nickname: Cougars  
Mascot: Cosmo the Cougar  
Colors: Blue and White  
Arena (capacity): Marriott Center (17,978)  
Conference: Big 12  
BYU President: C. Shane Reese (BYU, 1994)  
Athletics Director: Tom Holmoe (BYU, 1983)  
Athletic Website: [BYUcougars.com](http://BYUcougars.com)

### 2024-25 Preview

Lettermen Returning/Lost: 8/7  
Newcomers: 8  
Starters Returning/Lost: 2/3  
Returning Scoring: 49.6% (1,374 of 2,768)  
Returning Rebounding: 42.6% (572 of 1,343)  
Returning Assists: 51.7% (325 of 629)  
Returning Blocks: 30.7% (31 of 101)  
Returning Steals: 57.4% (116 of 202)  
Returning Minutes: 49.0% (3,333 of 6,800)

### BYU History

First Year of Basketball: 1903  
All-Time On-Court Record: 1,964-1,157 (.628)  
All-Time Adjusted Record: 1,916-1,155 (.622)  
Winning Seasons: 97/95 (last 2023-24)  
Regular Season Conference Championships: 29 (last 2010-11)  
Postseason Appearances (record): 45/43 (33-44/30-42)\*  
Total NCAA Appearances (record): 31 (15-34)  
Last NCAA Appearance: 2024  
First Round: L vs. No. 11 seed Duquesne  
Total NIT Appearances (Record): 15/13 20-13/17-11)\*  
Last NIT Appearance: 2022  
Quarterfinal: L vs. No. 3 Washington State, 77-58  
\*On court record/official adjusted record

### Media Relations

Men's Basketball Contact: Tyson Jex  
Cell Phone: 801-648-4922  
Email: [Tyson\\_jex@byu.edu](mailto:Tyson_jex@byu.edu)

## THE NIGHT IS YOUNG

In just his first season at BYU, Kevin Young became the sixth different coach in program history to win multiple NCAA Tournament games. His 26 wins are the most by a first-year head coach in program history, two more than current Kentucky head coach Mark Pope won in his first season in Provo (2019-20) before the season was canceled due to COVID-19.

## JERSEY BOYS

Thursday will be a showdown between two former teammates in BYU's Mawot Mag and Alabama's Cliff Omoruyi. The duo spent the first four seasons of their collegiate careers at Rutgers in Piscataway, New Jersey scoring a combined 1,691 points for the Scarlet Knights.

## SIMILAR TRAJECTORY

The Cougars are 5-3 all-time as a No. 6 seed in the NCAA Tournament following their two wins last week in Denver. Their win over VCU in the Round of 64 ended a three-game losing streak including a 71-67 setback to Duquesne last season.

BYU as a No. 6 seed in the NCAA Tournament			
Date	(Seed) Opponent	Location	Result
March 22, 2025	(3) Wisconsin	Denver, Colo.	W, 91-89
March 20, 2025	(11) VCU	Denver, Colo.	W, 80-71
March 21, 2024	(11) Duquesne	Omaha, Neb.	L, 67-71
March 20, 2021	(11) UCLA	Indianapolis, Ind.	L, 62-73
March 21, 1981	(1) Virginia	Atlanta, Ga.	L, 60-74
March 19, 1981	(2) Notre Dame	Atlanta, Ga.	W, 51-50
March 14, 1981	(3) UCLA	Providence, R.I.	W, 78-55
March 12, 1981	(11) Princeton	Providence, R.I.	W, 60-51

A win on Thursday would see BYU reach the Elite Eight for a second time and mirror its trip from 1981, defeating a 11-seed, three-seed and two-seed en route to the Regional Final.

## TAKE WINS WHERE YOU CAN

BYU has won multiple games in the postseason for the first time since making a quarterfinal appearance in the NIT in 2022. It also marked the first time with multiple wins in the NCAA Tournament since Jimmer Fredette led the Cougars to a pair of wins of Denver in 2011.

Speaking of Players of the Year, this season marks the first time since 1981 that BYU has qualified for a Sweet 16 without a Player of the Year on the roster.

## HEIR RICHIE

Richie Saunders became the 16th different player in program history to score 25 (or more) points in a NCAA Tournament game following his 25-point performance in Saturday's win over No. 13 Wisconsin. The junior eclipsed the 20-point plateau for a 12th time this season going 9-of-16 from the field, 3-of-4 from three and 4-of-4 from the free throw line.

The First Team All-Big 12 performer has scored in double figures 27 times this season including in 11 consecutive games. He is on pace to become the fifth player in program history to shoot 50/40/80 in a single season and first since Alex Barcello did it in 2020-21.

BYU players to finish season with 50/40/80			
Name, Years	FG%	3FG%	FT%
Richie Saunders, 2024-25	.511	.431	.829
Alex Barcello, 2020-21	.523	.477	.856
Lee Cummand, 2007-08	.569	.472	.857
Mekeli Wesley, 2000-01	.513	.421	.806
Michael Smith, 1987-88	.507	.434	.843
Michael Smith, 1986-87	.509	.486	.904

## STREAKING IN THE RIGHT DIRECTION

BYU held off Wisconsin on Saturday giving the Cougars their 54th consecutive win when leading with five minutes left in regulation. They have won 68 of their last 70 when holding a late lead with the last loss coming on Jan. 8, 2022 against Saint Mary's.

It was also the Cougars 29th consecutive win when scoring between 90-99 points. They are 105-5 since 2000-01 with the last loss in regulation coming against Ole Miss in the First Four of the 2015 NCAA Tournament.

## PICK YOUR POISON

Statistically speaking, Trevin Knell and Richie Saunders are having two of the best 3-point shooting performances in a single season in program history among players that have 70 or more makes from behind the arc.

Rk	Name, Year	3FG	3FGA	Pct
1	Andy Toolson, 1989-90	74	151	.490
2	Jake Toolson, 2019-20	85	181	.470
3	Jimmer Fredette, 2009-10	77	175	.440
	<b>Trevin Knell, 2024-25</b>	<b>73</b>	<b>166</b>	<b>.440</b>
5	Jackson Emery, 2009-10	85	197	.431
	<b>Richie Saunders, 2024-25</b>	<b>78</b>	<b>181</b>	<b>.431</b>

\*Minimum 70 3FG Made

Saunders is two 3-pointers away from becoming the eighth player in program history with 80 or more triples in a single season in program history as the junior 78 3-pointers are 16 more than he had combined in his first two seasons in Provo.

Knell is also making more 3-pointers than ever as the senior's knocked down 73 3-pointers, six more than he hit last season.

## BUILT FOR THE BIG MOMENT

According to StatHead, Egor Demin became the ninth freshman in NCAA Division I men's basketball to have at least 11 points, eight rebounds and eight assists in a NCAA Tournament game. He is the only one to do it with one or fewer turnovers.

Name vs. Opponent, Date	Ast	Reb	Pts
Egor Demin vs. Wisconsin, 3/22/2025	8	8	11
Kasparas Jakucionis vs. Xavier, 03/21/2025	10	9	16
Jalen Suggs vs. USC, 03/30/2021	8	10	18
Jameer Nelson vs. Stanford, 3/17/2001	9	9	14
Jason Kidd vs. Duke, 3/20/1993	14	8	11
Kenny Anderson vs. UNLV, 3/31/1990	8	8	16
Gene Banks vs. Villanova, 3/19/1978	9	10	17
Magic Johnson vs. Western Kentucky, 3/16/1978	14	9	13
Quinn Buckner vs. Providence, 3/26/1973	8	8	15

## BEEH HERE BEFORE

BYU may be in the midst of its toughest stretch in recent history as Alabama will be the fourth ranked opponent the Cougars have faced in their past five games. They enter Thursday's matchup against the Crimson Tide with five ranked wins on the season, tied for the most in a single season in program history.

After losing its first three games against ranked opponents in the Young Era, BYU rolled off four consecutive ranked wins during their nine-game win streak that was snapped in the semifinals of the Phillips 66 Big 12 Championship by No. 2 Houston.

The Cougars are on pace to finish the season ranked in the AP and Coaches Poll for the first time since 2019-20 (18th AP, 16th Coaches).

## YOU'LL SHOOT YOUR EYE OUT

The Cougars are 17-0 this season and have won 30 straight games when shooting over 50.0 percent from the field. They enter the Sweet 16 ranked first in the Big 12 and 22nd in the nation in field goals percentage as they are shooting 48.3 percent from the field. They also ranked sixth nationally in effective field goal percentage.

## A STONE COLD KEITA

Over his past six games **Keba Keita** is averaging 10.2 points, 9.8 rebounds and 2.3 blocks per game while shooting 66.7 percent from the field. He has multiple offensive rebounds in five of those games including tying a program record with nine offensive boards in BYU's double overtime victory over No. 10 Iowa State on March 4 in Ames.

## FOUSS FIXIN' TO MAKE HISTORY

**Fousseyni Traore** enters Thursday's showdown against Alabama one block away from becoming the fifth player in program history with 1,000 points, 800 rebounds and 100 blocks.

Name, Years	Blk	Reb	Pts
Fousseyni Traore, 2021-present	99	865	1,329
Yoeli Childs, 2016-20	159	1,053	2,031
Brandon Davies, 2009-13	159	840	1,680
Russell Larson, 1991-95	166	821	1,885
Alan Taylor, 1976-80	119	919	1,284

The program's all-time leader in field goal percentage is also one of six players in NCAA Division I men's basketball to have a career field goal percentage of 60.0 or better with at least 500 made field goals.

Rk	Name, School	FG	FGA	Pct
1	Ryan Kalkbrenner, Creighton	984	1,495	.658
2	Kelton Talford, Winthrop	690	1,070	.645
3	Vladislav Goldin, Michigan	686	1,107	.620
4	Max Brooks, UMass Lowell	672	1,042	.645
5	Oumar Ballo, Indiana	645	1,008	.640
6	<b>Fousseyni Traore, BYU</b>	<b>523</b>	<b>857</b>	<b>.610</b>

\*Minimum 500 FG Made

## I LIKE GREEN EGGS AND SLAM

**Keba Keita** is on pace to break the single season field goal percentage record as the junior is shooting 66.9 percent from the field denying fellow countryman **Fousseyni Traore** the chance to become the first player in program history to lead the team in field goal percentage in four consecutive seasons.

A majority of Keita's points have come off dunks or offensive putbacks as the junior's 97 offensive rebounds are the second-most in a single season in program history. With three offensive boards, the native of Bamako, Mali will join Eric Mika as the only players in program history with 100 or more offensive rebounds in a single season.

Rk	Name, Year	G	OReb	Avg
1	Eric Mika, 2016-17	34	104	3.1
2	<b>Keba Keita, 2024-25</b>	<b>34</b>	<b>97</b>	<b>2.9</b>

Since we are on the topic of offensive rebounds, **Fousseyni Traore** is five away from breaking Kyle Collinsworth's program record that the triple-double king set during his time in Provo, 307.

Rk	Name, Years	G	OReb	Avg
1	Kyle Collinsworth, 2010-11, 13-16	140	307	2.2
2	<b>Fousseyni Traore, 2021-present</b>	<b>127</b>	<b>303</b>	<b>2.4</b>

## BIG BAD BIG 12

Four Big 12 schools advanced to the Sweet 16, tying a conference record set back in 2002. 57.1 percent of the league's schools that were selected for the NCAA Tournament made it to the second weekend.

## TO THE WINDOW, TO THE HALL

**Dallin Hall** ranks ninth among active NCAA Division I men's basketball players in assist-to-turnover ratio as the junior has 411 assists to only 165 turnovers. That is also the second-highest in program history among players that have played in 50 games and average over 3.0 assists per game.

Rk	Name, Years	A	TO	A-TO
1	Marty Perry, 1982-85	299	117	2.56:1
2	<b>Dallin Hall, 2022-present</b>	<b>411</b>	<b>165</b>	<b>2.49:1</b>
3	Nathan Call, 1986-88, 90-92	528	236	2.24:1
4	Scott Rumia, 1976-80	405	185	2.19:1
5	Kevin Santiago, 1988-90	193	90	2.14:1

\*Minimum 50 Games Played and 3.0 APG

The junior's 411 assists are the 10th most in program history while his 4.15 assists per game have him sixth on the all-time.

## HARD TO EGOR

With eight assists in the win over Wisconsin, **Egor Demin** moved up to the sixth on the single season assist list passing current teammate **Dallin Hall**.

Rk	Name, Year	G	Ast	Avg
5	TJ Haws, 2019-20	32	185	5.8
6	<b>Egor Demin, 2024-25</b>	<b>32</b>	<b>173</b>	<b>5.4</b>
7	<b>Dallin Hall, 2023-24</b>	<b>34</b>	<b>172</b>	<b>5.1</b>

## RECORDS ARE MADE TO BE BROKEN

BYU needs just seven 3-pointers on Thursday to break the program record for most 3-pointers in a single season set last year. The Cougars are 372-of-998 from behind the arc this season as their 10.6 triples per game are the second-most in a single season in program history.

## UP NEXT

Thursday's winner will advance to the Elite Eight and face the winner of No. 1 Duke and No. 21 Arizona on Saturday in Newark.





## BYU'S RECORD WHEN...

	2024-25	Streak	Notes
Against Non-conference opponents	11-2	W5	Won eight or more non-conference games in 19 consecutive seasons
At Home	7-0	W20	20 consecutive non-conference wins at the Marriott Center; winners of 35 of last 37
On Road	0-1	L2	0-2 over the past two seasons in non-conference road games
At Neutral Sites	4-1	W4	3-1 in last two MTE's
Against Big 12 opponents	15-7	L1	Picked to finish 9th in the Big 12 Preseason Poll
At Home	8-2	W4	Won 14 of last 16 at home in league play
On Road	6-4	W4	9-10 all-time as a member of the Big 12
At Neutral Sites	1-1	L1	Went 1-1 at 2025 Big 12 Championship
vs. AP Top-25 team	5-4	W1	Won consecutive games over ranked opponents since 1988
vs. AP Top-15 team	3-2	W1	
vs. AP Top 10 team	1-1	L1	
vs. AP Top 5 team	0-1	L7	Lost seven straight; last win over No. 2 Gonzaga (91-78) on Feb. 2020
as AP Top-25 team	7-1	W2	Had five straight wins before setback to No. 2 Houston in Big 12 semifinals
as AP Top-15 team	0-0	L1	3-3 in last six games
as AP Top 10 team	0-0	L1	Went 2-1 at Mountain West Championship in 2011
as AP Top 5 team	0-0	W1	Defeated Wyoming 102-78 on March 5, 2011
Leading at Half	23-5	W9	19-0 this season when leading by six or more
Leading by 1-5 points	6-5	W2	Won four or last five; 15-6 in last 21
Leading by 6-10	6-0	W9	Won 20 of 22; last loss at No. 14 Baylor on Jan. 9, 2024
Leading by 11-15	3-0	W3	Won 22 of last 23 dating back to 2021-22 season
Leading by 16-20	4-0	W4	35-2 since the beginning of 2012-13 season
Leading by 21+	4-0	W26*	
Trailing at Half	3-3	L1	Overcame a 17-point halftime deficit to defeat TCU on March 2, 2024
Trailing by 1-5 points	3-0	W3	3-1 over last four with lone home win against Nicholls (11/19/22)
Trailing by 6-10	0-0	L1	3-17 over last 20 with all three wins coming away from Provo
Trailing by 11-15	0-1	L3	2-4 over last six games
Trailing by 16-20	0-2	L3	Overcame 17-point halftime deficit against TCU last season
Tied at Half	0-1	L4	Last win was over Portland on New Year's Eve 2022
Leading with 5:00 left (regulation)	26-0	W54	Won 68 of last 70; last loss vs. Gonzaga on Feb. 12, 2023
Trailing or Tied with 5:00 left	0-9	L12	Last win at No. 7 Kansas on Feb. 27, 2024
In Overtime Games	2-2	W2	Picked up first overtime win of Kevin Young era on Jan. 28, 2025 against Baylor
BYU scores less than 60 points	0-2	L7	12-44 since 2000-01; last win against Saint Mary's on Jan 8, 2022
BYU scores between 60-69	1-4	L3	2-13 in last 16 games.
BYU scores between 70-79	4-2	W2	2-2 in Big 12; both wins coming against West Virginia
BYU scores between 80-89	11-1	W8	Won 21 of last 23
BYU scores between 90-99	9-0	W29	105-5 since 2000-01; last loss in regulation was to Ole Miss on March 17, 2015
BYU scores 100+ points	1-0	W8	28-3 since 2000-01 season
Opponent scores less than 60	9-0	W17	134-2 dating back to 2006-07 season; only losses are to Saint Mary's
Opponent scores between 60-69	6-0	W6	95-11 since 2012-13
Opponent scores between 70-79	4-4	W1	10-5 in last 15 including win over No. 11 Baylor on Feb. 20, 2024
Opponent scores between 80-89	5-4	W3	4-7 against Big 12 opponents
Opponent scores between 90-99	2-1	W2	5-22 since 2000-01; Last win came vs. No. 12 Iowa State on March 13, 2025
Opponent scores 100+	0-0	L8	2-8 since 2000-01; Last win came on Nov. 11, 2013 at Stanford (112-103)
Games decided by 3 points or less	3-1	W3	8-7 in since 2021-22
Games decided by 4-9 points	6-2	W5	
Games decided by 10-19 points	7-4	W3	10-8 in last 18; 5-2 in Big 12 play this season
Games decided by 20 or more points	10-2	L1	Had won 26 straight before setback to No. 14 Houston on Jan. 4
BYU shot 50% or better	17-0	W30	Last loss at San Francisco on Jan. 21, 2023
Opponent shot 50% or better	4-2	W2	11-13 since 2021-22
BYU outshoots opponent	24-1	W14	Suffered first loss under Kevin Young at TCU on Jan. 11, 2025
Opponent outshoots BYU	2-8	L1	Win at West Virginia on Feb. 11 snapped 10-game losing streak
Teams shot equal FG percentage	0-0		
BYU makes 10 or more 3-pointers	19-3	W6	Won 33 of last 39
BYU makes 15 or more 3-pointers	6-0	W20	26-1 all-time; last loss came against Ole Miss on March 17, 2015
Opponent makes 10 or more 3-pointers	11-5	W2	
BYU outrebounds opponent	23-3	W2	17-2 in last 19
Opponent outrebounds BYU	2-6	W2	Ended seven-game losing streak with win at No. 19 Arizona on Feb. 22, 2025
BYU, opponent tie in rebounds	1-0	W3	3-0 in Big 12 play since joining the league
BYU has a positive TO margin	12-4	W3	12-4 in last 16
BYU has a negative TO margin	13-5	W2	Had negative TO margin in two of three postseason games last season
BYU, opponent tie in TOs	1-0	W1	Last happened in setback in win over Kansas State on Feb. 15, 2025
One player in double figures	0-3	L3	All three losses this season have come on the road
Two players in double figures	3-2	W1	11-10 since 2021-22
Three players in double figures	7-3	W1	9-6 against Big 12 opponents
Four players in double figures	9-0	W9	21-3 in their last 23
Five players in double figures	6-1	W5	17-4 since 2021-22
Six players in double figures	1-0	W8	Has happened three times since the 2021-22 season
Coming off a win	19-6	W1	
Coming off a loss	6-3	W2	
Two-plus days between games	23-8	W10	
One day between games	1-0	W1	
Playing the next day	1-1	L1	

\*dates back to 2012-13 season

## THE HOME OF COUGAR BASKETBALL

The Marriott Center is one of the best home court advantages in all of college basketball, with the Cougars ranking the Top 25 in attendance 46 times including three seasons at No. 1. The Cougars concluded the regular season ranked **EIGHTH** in the nation in total attendance and **SEVENTH** in average attendance with 17,054 fans per game marking the first time they have averaged over 17,000-plus since 2010-11.

School	Games Played	Average Attendance
North Carolina	15	20,521
Kentucky	18	20,334
Tennessee	17	20,026
Arkansas	18	18,996
Syracuse	17	18,888
Creighton	17	17,366
<b>BYU</b>	<b>17</b>	<b>17,054</b>
Indiana	18	16,447

In 2024-25, BYU was one of seven schools to average over 17,00 fans per game as the Cougars became the first school not named Kansas to lead the Big 12 in attendance for the first time since 1985-86.

## ROC, PAPER, SCISSORS. WE WIN.

BYU's student section, "The ROC", has played a significant impact on opposing teams free throw shooting percentage over the past six seasons.

1st Half		
Year	FTA-FTM	Percentage
2019-20	68-96	69.8
2020-21*	55-76	72.4
2021-22	81-118	72.0
2022-23	71-103	72.0
2023-24	69-101	68.3
2024-25	57-86	66.3
<b>Total</b>	<b>404-580</b>	<b>69.7</b>
<b>Total w/fans</b>	<b>349-504</b>	<b>69.2</b>

2nd Half		
Year	FTA-FTM	Percentage
2019-20	107-165	64.8
2020-21*	92-139	66.2
2021-22	105-171	61.4
2022-23	121-182	66.5
2023-24	130-190	68.4
2024-25	92-140	65.7
<b>Total</b>	<b>647-987</b>	<b>65.6</b>
<b>Total w/fans</b>	<b>555-848</b>	<b>65.4</b>

Total		
Year	FTA-FTM	Percentage
2019-20	174-261	66.7
2020-21*	157-228	68.9
2021-22	190-289	65.7
2022-23	192-285	67.4
2023-24	199-291	68.4
2024-25	149-226	65.9
<b>Total</b>	<b>1061-1580</b>	<b>67.2</b>
<b>Total w/fans</b>	<b>904-1352</b>	<b>66.9</b>

\*no fans allowed due to COVID-19 pandemic

In 2024-25, opposing teams shot 65.7 percent from the free throw into the student section which is the lowest since 2019-20. Over the past six seasons, visitors to the Marriott Center are shooting nearly four percent worse in the second half.

## GO FORTH AND SERVE

Eight players on the 2024-25 roster served two-year missions for the Church of Jesus Christ of Latter-day Saints. Dallin Hall, Richie Saunders and Trey Stewart were all called to serve out of the country but labored stateside due to the COVID-19 pandemic. Trevin Knell, Dawson Baker, Townsend Tripple and Max Triplett also invested two years of their lives teaching and serving throughout the world.

## HEAR THE WEDDING BELLS

The Cougars have the most married players in the country with four: Richie (Sierra) Saunders, Max (Autumn) Triplett, Trevin (Tatum) Knell and Dawson (Maddy) Baker. Creighton, Hawaii and Utah State are the only other schools in the country with multiple married players.

## DYNAMIC DUO

BYU's Greg Wrubell and Mark Durrant are in their 28th season calling men's basketball games. They are currently the fifth-longest tenured Division I radio broadcast duo trailing Wichita State's Mike Kennedy and Dave Dahl (45th), Providence's John Rooke and Joe Hassett (36th), LeMoyne's Chris Granozio and Don Familo (33rd) and Baylor's John Morris and Pat Nunley (30th).



## BIG 12 PRESEASON POLL

No.	School (First-place votes)	Points
1	Kansas (9)	215
2	Houston (5)	211
3	Iowa State (1)	194
4	Baylor	185
5	Arizona (1)	179
6	Cincinnati	140
7	Texas Tech	135
8	Kansas State	133
9	BYU	116
10	TCU	90
11	UCF	83
12	Arizona State	64
13	West Virginia	62
14	Oklahoma State	46
15	Colorado	37
16	Utah	30

### Preseason All-Big 12 First Team

Hunter Dickinson, Kansas\*  
Caleb Love, Arizona  
U Cryer, Houston  
J'Wan Roberts, Houston  
Tamin Lipsey, Iowa State  
\*unanimous selection

### Preseason All-Big 12 Second Team

Norchard Omier, Baylor  
Jeremy Roach, Baylor  
Keshon Gilbert, Iowa State  
Dajuan Harris Jr., Kansas  
Coleman Hawkins, Kansas State

Preseason Player of the Year: Hunter Dickinson, Kansas

Preseason Co-Newcomer of the Year: Jeremy Roach, Baylor

Preseason Co-Newcomer of the Year: Coleman Hawkins, Kansas State

Preseason Freshman of the Year: V.J. Edgecombe, Baylor

## BIG 12 WEEKLY AWARDS

Date	Player(s) of the Week	School
Nov. 11	Hunter Dickinson (1)	Kansas
Nov. 18	Hunter Dickinson (2)	Kansas
Nov. 25	Norchard Omier	Baylor
Dec. 2	Javon Small (1)	West Virginia
	Keshon Gilbert (1)	Iowa State
Dec. 9	Keshon Gilbert (2)	Iowa State
Dec. 16	Hunter Dickinson (3)	Kansas
Dec. 23	Darrion Williams	Texas Tech
Jan. 6	Javon Small (2)	West Virginia
Jan. 13	Curtis Jones	Iowa State
Jan. 20	Javon Small (3)	West Virginia
Jan. 27	Milos Uzan	Houston
Feb. 3	Caleb Love	Arizona
Feb. 10	David N'Guessan	Kansas State
Feb. 17	JT. Toppin (1)	Texas Tech
Feb. 24	Richie Saunders (1)	BYU
March 3	Richie Saunders (2)	BYU
March 10	JT. Toppin (2)	Texas Tech

### Newcomer(s) of the Week

Date	Player	School
Nov. 11	Egor Demin (1)	BYU
	Zeke Mayo (1)	Kansas
Nov. 18	Egor Demin (2)	BYU
	Joson Sanon	Arizona State
Nov. 25	JT. Toppin (1)	Texas Tech
Dec. 2	Tucker DeVries	West Virginia
Dec. 9	Joshua Jefferson (1)	Iowa State
Dec. 16	Joshua Jefferson (2)	Iowa State
	Zeke Mayo (2)	Kansas
Dec. 23	Jayden Quaintance	Arizona State
Jan. 6	Joshua Jefferson (3)	Iowa State
	Noah Reynolds	TCU
Jan. 13	Joshua Jefferson (4)	Iowa State
Jan. 20	Keyshawn Hall	UCF
Jan. 27	Joshua Jefferson (5)	Iowa State
	V.J. Edgecombe	Baylor
Feb. 3	Robert Wright III	Baylor
Feb. 10	Tobe Awaka	Arizona
Feb. 17	JT. Toppin (2)	Texas Tech
Feb. 24	JT. Toppin (3)	Texas Tech
March 3	Abou Ousman	Oklahoma State
March 10	JT. Toppin (4)	Texas Tech

## BIG 12 STANDINGS

School	Big 12	Pct.	Home	Away	Overall	Pct.	Home	Road	Neutral
Houston	19-1	.950	9-1	9-0	32-4	.889	16-1	10-0	6-3
Texas Tech	15-5	.750	7-3	8-2	27-8	.771	15-3	8-2	4-3
Arizona	14-6	.700	8-2	6-4	23-12	.667	13-3	6-5	4-4
BYU	14-6	.700	8-2	6-4	26-9	.743	15-2	6-5	5-2
Iowa State	13-7	.650	8-2	5-5	26-10	.722	15-2	6-5	5-3
Kansas	11-9	.550	7-3	4-6	21-13	.618	14-3	4-8	3-2
Baylor	10-10	.500	7-3	3-7	20-15	.571	13-3	3-9	4-3
West Virginia	10-10	.500	6-4	4-6	19-13	.594	13-4	4-7	2-2
TCU	9-11	.450	7-3	2-8	16-16	.500	14-3	2-9	0-4
Kansas State	9-11	.450	6-4	3-7	16-17	.485	10-6	3-9	3-2
Utah	8-12	.400	7-3	1-9	16-16	.500	15-5	1-9	0-1
Oklahoma State	7-13	.350	7-3	0-10	17-17	.500	13-3	3-10	1-4
Cincinnati	7-13	.350	5-5	2-8	18-15	.545	12-5	4-9	2-1
UCF	7-13	.350	5-5	2-8	17-16	.515	13-5	2-8	1-3
Arizona State	4-16	.200	1-9	3-7	13-19	.406	5-9	3-8	5-2
Colorado	3-17	.150	3-7	0-10	14-20	.412	11-7	0-10	3-3

\*as of March 24, 2025

## TEAM NATIONAL RANKINGS

	National Rank	Big 12 Rank	Value	National Leader	Value
Assist-to-Turnover Ratio	48	3	1.42	Gonzaga	2.07
Assists Per Game	12	3	17.2	Gonzaga	19.7
Bench Points Per Game	14	2	30.43	Southern	39.16
Blocks Per Game	187	13	3.2	UConn	6.2
Effective FG Percentage	6	1	.572	Cornell	.592
Fastbreak Points	160	12	9.91	Milwaukee	18.38
Field Goal Percentage	22	1	48.3	Northern Colorado	50.7
Field Goal Percentage Defense	116	8	42.8	Tennessee	38.2
Fouls Per Game	126	8	16.3	Creighton	11.1
Free Throw Attempts Per Game	230	11	18.2	Winthrop	28.5
Free Throw Percentage	225	12	71.0	Wisconsin	82.6
Free Throws Made Per Game	232	10	12.9	South Dakota	20.0
Rebound Margin	19	2	6.1	Saint Mary's	10.3
Defensive Rebounds Per Game	52	4	26.43	Alabama	30.31
Offensive Rebounds Per Game	124	10	11.23	Texas A&M	15.97
Rebounds Per Game	57	4	37.66	Alabama	42.86
Scoring Defense	156	10	71.4	Houston	58.4
Scoring Margin	25	4	9.8	Duke	21.5
Scoring Offense	25	2	81.2	Alabama	90.8
Steals Per Game	146	12	7.1	Abilene Christian	10.3
3-Point Attempts Per Game	24	1	28.5	North Florida	35.8
3-Point Percentage	31	2	37.3	Bradley	39.9
3-Point Percentage Defense	273	14	35.0	Michigan State	27.8
3-Pointers Per Game	11	1	10.6	North Florida	12.8
Turnover Margin	229	12	-0.4	UC San Diego	7.2
Turnovers Forced Per Game	197	10	11.66	Abilene Christian	17.09
Turnovers Per Game	217	10	12.1	UC San Diego	8.7
Winning Percentage	32	3	74.3	Duke	91.7

\*as of March 23, 2025

## INDIVIDUAL NATIONAL RANKINGS

	BYU Player	National Rank	Conference Rank	Value
Assist-to-Turnover Ratio	Dallin Hall	30	4	2.62
	Egor Demin	191	13	1.80
Assists	Egor Demin	38	4	173
	Dallin Hall	125	10	131
Assists Per Game	Egor Demin	38	4	5.4
	Dallin Hall	125	10	4.2
Blocks	Keba Keita	143	11	40
Blocks Per Game	Keba Keita	171	12	1.18
Field Goal Percentage	Richie Saunders	83	5	51.1
Field Goals	Richie Saunders	124	6	192
Field Goal Attempts	Richie Saunders	262	15	376
Free Throw Percentage	Richie Saunders	115	10	82.9
Points	Richie Saunders	111	8	554
Points Per Game	Richie Saunders	167	8	16.3
	Egor Demin	923	43	10.5
Rebounds	Keba Keita	54	5	269
	Fousseyni Traore	334	16	190
Rebounds Per Game	Keba Keita	69	5	7.9
Defensive Rebounds Per Game	Keba Keita	137	6	5.06
Offensive Rebounds Per Game	Keba Keita	70	7	2.85
3-Point Field Goals Per Game	Richie Saunders	169	11	2.29
	Trevin Knell	248	14	2.09
3-Point Field Goals Made	Richie Saunders	128	9	78
	Trevin Knell	169	11	73
3-Point Field Goal Attempts	Richie Saunders	249	11	181
	Trevin Knell	338	16	166

\*as of March 23, 2025





## TOP 25 POLLS

### AP TOP 25 (MARCH 17, 2025)

No.	Team	Ovr.	Points	Prev.
1	Duke (49)	31-3	1463	1
2	Houston (6)	30-4	1394	2
3	Florida (2)	30-4	1370	4
4	Auburn (2)	28-5	1291	5
5	St. John's	30-4	1225	6
6	Tennessee	27-7	1174	8
7	Alabama	25-8	1120	5
8	Michigan State	27-6	1080	7
9	Texas Tech	25-8	926	9
10	Louisville	27-7	809	13
11	Maryland	25-8	764	11
12	Clemson	27-6	746	10
13	Wisconsin	26-9	732	18
14	Michigan	25-9	681	22
15	Iowa State	24-9	641	12
16	Memphis	29-5	636	16
17	BYU	24-9	563	17
18	Kentucky	22-11	511	15
19	Texas A&M	22-10	457	14
20	Saint Mary's	28-5	306	19
21	Arizona	22-12	253	21
22	Purdue	22-11	227	20
23	Missouri	22-11	159	21
24	Gonzaga	25-8	151	RV
25	Oregon	24-9	115	23

RECEIVING VOTES: Drake, Marquette, UC San Diego, Illinois, VCU, Creighton, Ole Miss, McNeese State, UConn, Colorado State, Kansas, High Point, UCLA, Akron

### USA TODAY COACHES POLL (MARCH 16, 2025)

No.	Team	Ovr.	Points	Prev.
1	Duke (250)	31-3	764	1
2	Houston (2)	30-4	731	2
3	Florida (3)	30-4	715	4
4	Auburn (1)	28-5	672	3
5	St. John's	30-4	643	5
6	Tennessee	27-7	634	6
7	Michigan State	27-6	568	6
8	Alabama	25-8	556	8
9	Texas Tech	25-8	298	9
10	Wisconsin	26-9	445	14
11	Louisville	27-7	426	13
12	Maryland	25-8	401	11
13	Clemson	27-6	378	10
14	Iowa State	24-9	361	12
15	Michigan	25-9	329	21
16	Memphis	29-5	272	17
17	BYU	24-9	235	18
18	Texas A&M	22-10	233	16
19	Saint Mary's	28-5	209	15
20	Arizona	22-12	177	24
21	Kentucky	22-11	164	19
22	Purdue	22-11	154	20
23	Gonzaga	25-8	93	RV
24	Missouri	22-11	90	22
25	Marquette	32-10	68	23

RECEIVING VOTES: Drake, UC San Diego, Oregon, VCU, Creighton, Illinois, Kansas, UConn, Baylor, Colorado State, UCLA, Ole Miss, Vanderbilt, North Carolina

## BYU IN THE POLLS

Ranking in AP Poll							Last Win
As	Overall	Home	Away	Neutral	Last Meeting		
As #1	0-0	0-0	0-0	0-0	--		--
As #2	0-0	0-0	0-0	0-0	--		--
As #3	3-2	3-1	0-1	0-0	W, 102-78 vs. Wyoming (3/5/11)		Same
As #4	0-0	0-0	0-0	0-0	--		--
As #5	0-2	0-0	0-2	0-0	L, 86-80 at Wake Forest (12/22/55)		--
As #6	4-1	0-0	1-1	3-0	W, 82-79 vs. Cincinnati (12/18/71)		Same
As #7	11-6	5-0	6-6	0-0	W, 80-67 at No. 6 San Diego State (2/26/11)		Same
As #8	12-3	8-0	1-0	3-3	L, 72-54 vs. No. 7 San Diego State (3/12/11)	87-76 vs. New Mexico (3/11/11)	
As #9	5-3	4-2	1-1	0-0	L, 86-77 at New Mexico (1/29/11)	71-58 vs. #4 San Diego State (1/26/11)	
As #10	9-2	6-0	1-1	2-1	L, 83-74 vs. No. 15 Florida (3/24/11)	89-67 vs. Gonzaga (3/19/11)	
As #11	9-4	2-0	3-2	4-2	W, 104-79 at Utah (1/11/11)		Same
As #12	12-7	7-3	6-4	0-1	L, 60-71 vs. Cincinnati (1/6/24)	74-68 at Missouri State (12/4/21)	
As #13	8-1	5-1	3-0	0-0	L, 83-81 vs. New Mexico (2/27/10)	82-68 vs. San Diego State (2/24/10)	
As #14	13-3	4-0	6-1	3-3	W, 94-68 vs. Wyoming (12/30/23)		Same
As #15	13-9	9-4	4-5	0-0	W, 76-66 vs. Air Force (1/8/11)		Same
As #16	9-2	3-0	3-0	3-2	W, 93-57 vs. Fresno Pacific (1/1/11)		Same
As #17	15-3	10-1	1-0	4-2	W, 91-89 vs. No. 13 Wisconsin (3/22/25)		Same
As #18	23-5	14-1	6-4	3-0	W, 63-58 at UCF (1/13/24)		Same
As #19	18-4	11-0	5-2	2-2	L, 83-93 at Oklahoma State (2/17/24)	90-88 vs. UCF (2/13/24)	
As #20	13-10	5-1	4-4	4-5	L, 67-81 vs. No. 25 Texas Tech (3/14/24)	87-73 vs. UCF (3/13/24)	
As #21	8-5	4-1	3-3	1-1	L, 67-71 vs. Duquesne (03/21/24)	72-66 vs. Kansas State (2/10/24)	
As #22	1-0	0-0	1-0	0-0	W, 86-73 at West Virginia (2/3/24)		Same
As #23	14-2	8-0	2-2	4-0	W, 85-74 vs. Utah (3/8/25)		Same
As #24	4-3	2-0	0-1	2-2	L, 83-72 vs. Creighton (12/11/21)	82-71 vs. Utah State (12/8/21)	
As #25	10-5	6-0	2-1	2-4	W, 77-56 vs. West Virginia (3/1/25)		Same
Total	221-87	117-16	63-43	41-28	W, 91-89 vs. No. 13 Wisconsin (3/22/25)		Same

## BYU VERSUS THE POLLS

Ranking in the AP Poll							Last Win
Vs	Overall	Home	Away	Neutral	Last Meeting		
Vs #1	1-9	0-2	1-2	0-5	L, 88-78 vs. Gonzaga (3/9/21)	79-71 at Gonzaga (2/25/17)	
Vs #2	3-13	2-3	1-8	0-2	L, 54-74 vs. Houston (3/14/25)	91-78 vs. Gonzaga (2/22/20)	
Vs #3	2-6	1-3	1-2	0-1	W, 73-70 at Gonzaga (2/28/15)		Same
Vs #4	1-8	1-2	0-2	0-4	L, 68-75 vs. Houston (1/23/24)	71-58 vs. San Diego State (1/26/11)	
Vs #5	1-11	1-4	0-5	0-2	L, 82-69 at UCLA (11/15/06)	76-74 vs. Utah (2/11/55)	
Vs #6	2-8	0-4	1-2	1-2	L, 63-68 at Iowa State (3/6/24)	80-67 at San Diego State (2/26/11)	
Vs #7	4-11	1-1	1-4	2-6	W, 76-68 at Kansas (2/27/24)		Same
Vs #8	2-7	1-2	0-3	1-2	L, 75-74 vs. Gonzaga (1/12/23)	51-49 vs. Utah (3/9/91)	
Vs #9	3-9	2-2	0-4	1-3	L, 68-61 vs. Michigan State (12/8/07)	95-76 vs. Utah (3/7/81)	
Vs #10	6-5	1-3	3-2	2-0	W, 88-85 at Iowa State (3/4/25)		Same
Vs #11	2-7	1-2	0-2	1-3	W, 78-71 vs. Baylor (2/20/24)		Same
Vs #12	4-8	0-1	1-4	3-3	W, 96-92 vs. Iowa State (3/13/24)		Same
Vs #13	5-7	3-1	0-4	2-2	W, 91-89 vs. Wisconsin (3/22/25)		Same
Vs #14	1-8	1-4	0-4	0-0	L, 86-55 at Houston (1/4/25)	93-73 vs. Pittsburgh (12/23/86)	
Vs #15	3-5	3-1	0-2	0-2	L, 92-87 vs. San Diego State (11/24/14)	72-69 vs. UTEP (2/15/86)	
Vs #16	4-7	1-1	2-4	1-2	L, 69-76 vs. Saint Mary's (3/6/23)	83-62 at New Mexico (2/26/98)	
Vs #17	4-5	2-2	0-2	2-1	W, 74-65 vs. San Diego State (11/20/23)		Same
Vs #18	6-3	4-1	1-1	1-1	W, 72-62 at San Diego State (12/18/21)		Same
Vs #19	5-5	3-0	1-4	1-1	W, 96-95 at Arizona (2/22/25)		Same
Vs #20	3-8	2-4	0-0	1-4	L, 74-85 vs. Arizona (2/4/25)	W, 85-72 vs. Saint Mary's (3/5/18)	
Vs #21	1-6	0-3	0-3	1-0	W, 83-80 vs. Gonzaga (12/10/22)		Same
Vs #22	0-2	0-2	0-0	0-0	L, 56-57 vs. Saint Mary's (1/28/23)		--
Vs #23	1-4	1-0	0-2	0-2	W, 91-57 vs. Kansas (2/18/25)		Same
Vs #24	2-1	2-1	0-0	0-0	W, 87-72 vs. Iowa State (1/16/24)		Same
Vs #25	7-6	3-1	3-2	1-3	L, 67-81 vs. Texas Tech (3/14/24)	70-59 vs. Saint Mary's (2/4/16)	
Total	73-169	36-50	16-68	21-51	W, 91-89 vs. No. 13 Wisconsin (3/22/25)		Same

## LAST TIME BYU WON AS TOP 25

Home	Away	Neutral
#1:.....	--	--
#2:.....	--	--
#3..... Wyoming.....	3/5/11	(0-1)
#4:.....	--	--
#5:.....	--	(0-2)
#6:.....	Kansas.....	12/17/71
#7:..... Colorado State.....	2/23/11	2/26/11
#8:..... UNLV.....	2/5/11	2/2/11
#9:..... San Diego State.....	1/16/11	1/22/11
#10:..... UTEP.....	2/5/72	2/11/72
#11:..... Utah.....	2/19/72	1/11/11
#12:..... TCU.....	2/2/10	12/4/21
#13:..... San Diego State.....	2/24/10	1/23/10
#14:..... Wyoming.....	12/30/23	3/6/10
#15:..... Air Force.....	1/8/11	1/5/11
#16:..... Fresno Pacific.....	1/11/11	12/30/10
#17:..... Bellarmine.....	12/22/23	2/29/20
#18:..... Georgia State.....	12/16/23	1/13/24
#19:..... UCF.....	2/13/24	1/3/81
#20:..... Oklahoma State.....	3/9/24	--
#21:..... Kansas State.....	2/10/24	12/1/10
#22:.....	--	2/3/24
#23:..... Utah.....	3/8/25	3/4/25
#24:..... Utah State.....	12/8/21	(0-1)
#25:..... West Virginia.....	3/1/25	2/26/25

Home	Away	Neutral
#1:.....	(0-2)	--
#2:..... Gonzaga.....	2/22/20	--
#3:.....	(0-4)	--
#4:..... San Diego State.....	1/26/11	--
#5:..... Utah.....	2/11/55	12/18/71
#6:.....	(0-4)	--
#7:..... Washington.....	12/22/86	--
#8:..... UTEP.....	3/1/84	3/1/11
#9:..... Utah.....	3/7/81	--
#10:..... Utah.....	1/31/49	3/19/11
#11:..... Baylor.....	2/20/24	3/21/51
#12:.....	(0-1)	(0-1)
#13:..... Air Force.....	1/27/07	--
#14:..... Pittsburgh.....	12/23/86	3/11/10
#15:..... UTEP.....	2/15/86	--
#16:..... Notre Dame.....	1/13/86	3/19/81
#17:..... San Diego State.....	11/10/23	3/22/25
#18:..... Wyoming.....	2/11/88	11/8/10
#19:..... UTEP.....	2/1/92	12/1/23
#20:..... Arizona State.....	1/25/74	3/13/24
#21:.....	(0-3)	12/4/10
#22:.....	(0-2)	--
#23:..... Kansas.....	2/18/25	11/27/10
#24:..... Iowa State.....	1/16/24	3/14/08
#25:..... Saint Mary's.....	2/4/16	3/12/09

## LAST TIME BYU WON VS TOP 25

Home	Away	Neutral
Gonzaga.....	2/25/17	(0-5)
UCLA.....	11/27/81	(0-1)
Gonzaga.....	2/28/15	(0-1)
.....	(0-2)	(0-4)
.....	(0-5)	(0-2)
San Diego State.....	2/26/11	11/23/07
Kansas.....	2/27/24	Notre Dame.....
.....	(0-3)	Utah.....
.....	(0-4)	Oklahoma.....
Iowa State.....	3/4/25	UCLA.....
.....	(0-2)	Villanova.....
Wyoming.....	1/15/88	Iowa State.....
.....	(0-4)	Wisconsin.....
.....	(0-4)	.....
.....	(0-2)	.....
New Mexico.....	2/26/98	Idaho State.....
.....	(0-2)	Illinois.....
San Diego State.....	12/18/20	Michigan.....
Arizona.....	2/22/25	Oklahoma State.....
.....	--	Saint Mary's.....
.....	(0-3)	Creighton.....
.....	--	.....
.....	(0-2)	.....
.....	--	.....
Gonzaga.....	1/14/16	Oklahoma State.....



## 2024-25 SCORING BY HALF (BYU-OPPONENT)

Opponent	1st Half	Margin	FG%	2nd Half	Margin	FG%	OT	Margin	FG%	Final	Margin	FG%
Central Arkansas	46-23	+23	45.0-28.6	42-27	+15	46.9-40.7	-	-	-	88-50	+38	45.8-34.5
UC Riverside	40-33	+7	51.6-40.0	46-47	-1	54.8-45.5	-	-	-	86-80	+6	53.2-43.1
Queens	<b>51-26</b>	+25	<b>64.5-30.0</b>	48-29	+19	42.6-39.3	-	-	-	99-55	+44	51.3-34.5
Idaho	41-38	+3	53.6-50.0	<b>54-33</b>	+21	58.1-50.0	-	-	-	95-71	+24	55.9-50.0
Mississippi Valley State	55-27	+28	56.3-52.6	32-16	+16	50.0-26.9	-	-	-	87-43	+44	53.4-37.8
vs. Ole Miss	42-39	+3	44.4-50.0	35-38	-3	46.2-42.3	8-19	-11	18.2-75.0	85-96	-11	40.6-48.4
vs. NC State	38-27	+11	53.8-29.6	34-34	-	33.3-43.3	-	-	-	72-61	+11	42.4-36.8
at Providence	34-46	-12	32.4-71.4	30-37	-7	34.4-47.6	-	-	-	64-83	-19	33.3-59.5
Fresno State	44-27	+17	56.3-34.5	51-40	+11	54.1-35.0	-	-	-	95-67	+28	55.1-34.8
vs. Wyoming	34-25	+9	58.3-43.5	34-24	+10	45.5-40.0	-	-	-	69-49	+19	52.2-41.7
Florida A&M	50-21	+29	52.9-30.4	53-36	+17	55.2-34.4	-	-	-	<b>103-57</b>	+46	54.0-32.7
Arizona State	31-26	+5	36.7-32.3	45-30	+15	60.7-42.3	-	-	-	76-56	+20	48.3-36.8
at Houston	22-39	-17	36.4-45.2	33-47	-14	38.5-53.6	-	-	-	55-86	-31	37.5-49.2
Texas Tech	34-32	+2	46.4-36.7	33-40	-7	41.4-53.6	-	-	-	67-72	-5	43.9-44.8
at TCU	37-34	+3	59.1-40.0	30-37	-7	37.5-44.8	-	-	-	71-67	-4	47.8-42.4
Oklahoma State	46-26	+20	60.0-25.8	39-43	-4	44.4-60.0	-	-	-	85-69	+16	51.9-41.1
at Utah	30-27	+3	32.4-33.3	34-37	-3	42.9-51.9	8-9	-1	44.4-100.0	72-73	-1	38.5-44.6
at Colorado	38-36	+2	48.0-50.0	45-31	+14	67.9-41.7	-	-	-	83-67	+16	<b>58.5-45.7</b>
Cincinnati	28-23	+5	42.3-31.3	52-29	+23	<b>73.9-44.8</b>	-	-	-	80-52	+28	57.1-37.7
Baylor	44-36	+8	60.0-44.8	34-42	-8	46.4-55.6	15-11	+4	80.0-50.0	93-89	+4	55.2-50.0
at UCF	38-40	+2	40.6-46.7	43-35	+8	50.0-33.3	-	-	-	81-75	+6	48.3-37.1
Arizona	41-41	-	40.5-48.6	33-44	-11	43.3-50.0	-	-	-	74-85	-11	41.8-49.2
at Cincinnati	42-39	+3	59.3-62.5	24-45	-21	33.3-55.9	-	-	-	66-84	-18	47.1-58.6
at West Virginia	32-34	-2	35.7-39.4	41-35	+6	55.6-56.0	-	-	-	73-69	+4	45.5-46.6
Kansas State	40-22	+18	48.4-27.3	40-43	-3	50.0-57.1	-	-	-	80-65	+15	49.1-41.0
Kansas	46-26	+20	46.9-36.7	45-31	+14	55.9-36.4	-	-	-	91-57	+34	51.5-36.5
at Arizona	47-44	+3	54.5-50.0	49-51	-2	56.3-59.3	-	-	-	96-95	+1	55.4-54.2
at Arizona State	47-37	+10	8.6-40.0	44-44	-	63.0-53.3	-	-	-	91-81	+10	54.8-47.4
West Virginia	25-19	+6	40.9-25.0	52-37	+15	60.6-41.9	-	-	-	77-56	+21	52.7-33.3
at Iowa State	33-24	+9	45.5-25.0	35-44	-9	43.5-48.0	20-17	+3	42.9-54.5	88-85	+3	44.1-39.1
Utah	34-30	+4	37.1-33.3	51-44	+7	61.5-35.6	-	-	-	85-74	+11	47.5-34.7
vs. Iowa State	49-53	-4	50.0-60.0	47-39	+8	53.8-51.5	-	-	-	96-92	+4	51.7-56.1
vs. Houston	20-41	-21	20.0-45.2	34-33	+1	43.3-37.5	-	-	-	54-74	-20	31.7-41.8
vs. VCU	39-28	+11	50.0-37.9	41-43	-2	50.0-44.1	-	-	-	80-71	+9	50.0-41.3
vs. Wisconsin	47-36	+11	47.2-36.7	44-53	-9	51.7-46.9	-	-	-	91-89	+2	49.2-42.9
vs. Alabama												
<b>TOTALS</b>	<b>1365-1125</b>	<b>+240</b>	<b>47.2-39.9</b>	<b>1427-1318</b>	<b>+109</b>	<b>49.8-45.4</b>	<b>51-56</b>	<b>-5</b>	<b>41.0-61.9</b>	<b>2843-2499</b>	<b>+344</b>	<b>48.3-42.9</b>

## 2024-25 SUPERLATIVES (BYU-OPPONENT)

Opponent	In the Paint		Off Turnovers		Second Chance		Fast Break		Starters		Bench		Big Run		Big Lead	
	BYU	Opp.	BYU	Opp.	BYU	Opp.	BYU	Opp.	BYU	Opp.	BYU	Opp.	BYU	Opp.	BYU	Opp.
Central Arkansas	36	18	24	8	<b>23</b>	2	12	1	65	37	23	13	11	5	41	0
UC Riverside	<b>48</b>	18	15	12	17	7	7	8	59	59	27	21	11	9	17	0
Queens	46	18	22	12	22	2	13	4	57	20	42	35	19	6	47	0
Idaho	44	26	20	6	6	5	<b>22</b>	7	62	46	33	25	11	5	26	7
Mississippi Valley State	38	20	24	8	12	2	8	2	54	38	33	5	12	5	44	0
vs. Ole Miss	26	40	13	23	17	12	7	12	51	82	34	14	8	8	10	11
vs. NC State	30	20	12	9	12	10	4	5	43	47	29	14	9	9	24	0
at Providence	32	24	13	7	18	2	6	0	26	44	37	39	9	10	2	25
Fresno State	44	24	11	18	13	5	11	11	<b>74</b>	44	21	23	11	11	28	2
vs. Wyoming	24	18	15	12	6	3	4	5	31	35	37	14	11	4	21	0
Florida A&M	36	14	<b>26</b>	14	14	0	11	9	62	22	41	35	<b>22</b>	9	<b>48</b>	5
Arizona State	36	24	19	17	16	6	12	13	57	38	19	18	9	7	22	0
at Houston	18	24	5	24	7	18	4	13	31	45	24	41	5	9	0	34
Texas Tech	40	30	11	12	18	7	8	12	32	61	35	11	7	6	5	8
at TCU	26	28	6	17	6	2	6	12	46	51	21	20	14	10	6	10
Oklahoma State	30	24	18	16	12	4	12	9	56	50	29	19	18	12	27	0
at Utah	42	38	6	13	13	8	2	2	41	57	31	16	8	8	8	5
at Colorado	34	22	17	19	8	7	16	13	64	39	19	28	14	14	23	10
Cincinnati	22	28	8	19	7	11	3	10	51	34	29	18	8	7	28	2
Baylor	36	32	16	20	14	17	16	6	48	82	<b>45</b>	7	10	8	13	3
at UCF	28	26	8	18	2	7	12	16	69	69	12	6	12	7	7	7
Arizona	36	42	11	13	18	12	6	10	46	54	28	31	8	10	4	15
at Cincinnati	28	30	12	24	0	16	9	4	38	59	28	25	10	18	5	21
at West Virginia	30	28	11	17	9	10	2	9	35	51	38	18	9	6	4	7
Kansas State	40	30	21	16	11	8	15	12	39	52	41	13	9	9	22	1
Kansas	32	22	15	14	11	6	20	17	67	26	24	31	10	7	38	0
at Arizona	36	40	22	10	19	15	4	14	66	72	30	23	10	7	8	5
at Arizona State	28	22	12	20	7	3	16	16	60	63	31	18	8	7	17	2
West Virginia	46	22	6	10	8	12	11	8	34	40	43	16	18	9	30	4
at Iowa State	28	28	17	34	9	4	15	11	55	65	33	20	9	9	21	9
Utah	40	22	21	9	9	22	14	8	50	41	35	33	12	10	19	5
vs. Iowa State	20	40	14	15	4	15	8	7	55	83	41	9	11	9	10	10
vs. Houston	26	18	10	16	16	13	8	8	32	65	22	9	8	15	0	22
vs. VCU	38	20	17	17	16	7	6	7	54	44	26	27	9	7	20	5
vs. Wisconsin	38	28	9	12	14	14	11	0	67	86	24	3	8	7	14	0
vs. Alabama																
<b>TOTALS</b>	<b>1182</b>	<b>902</b>	<b>511</b>	<b>527</b>	<b>414</b>	<b>294</b>	<b>347</b>	<b>295</b>	<b>1711</b>	<b>1801</b>	<b>1062</b>	<b>698</b>				
<b>HOME</b>	<b>650</b>	<b>408</b>	<b>292</b>	<b>220</b>	<b>231</b>	<b>128</b>	<b>201</b>	<b>147</b>	<b>913</b>	<b>744</b>	<b>548</b>	<b>354</b>				
<b>AWAY</b>	<b>330</b>	<b>310</b>	<b>129</b>	<b>203</b>	<b>89</b>	<b>92</b>	<b>98</b>	<b>104</b>	<b>532</b>	<b>615</b>	<b>301</b>	<b>254</b>				
<b>NEUTRAL</b>	<b>202</b>	<b>184</b>	<b>90</b>	<b>104</b>	<b>85</b>	<b>74</b>	<b>48</b>	<b>44</b>	<b>266</b>	<b>442</b>	<b>213</b>	<b>90</b>				
<b>RECORD (W/L/T)</b>	<b>(22-4/3-5/1-0)</b>		<b>(14-1/11-8/1-0)</b>		<b>(18-7/7-2/1-0)</b>		<b>(15-2/9-5/2-2)</b>		<b>(13-0/11-9/2-0)</b>		<b>(22-6/4-3/0-0)</b>					

\*Superlatives in Bold



GAMES PLAYED/STARTED

Player	Games Played		Games Started	
	Season	Career	Season	Career
Dawson Baker	35 (26-9)	117 (82-36)*	0 (0-0)	71 (49-22)*
Mihailo Boskovic	29 (23-6)	28 (23-5)	0 (0-0)	0 (0-0)
Kanon Catchings	30 (22-8)	30 (22-8)	15 (10-5)	15 (10-5)
Elijah Crawford	20 (14-6)	19 (14-5)	0 (0-0)	0 (0-0)
Egor Demin	32 (23-9)	32 (23-9)	32 (23-9)	32 (23-9)
Dallin Hall	31 (21-10)	98 (63-35)	10 (6-4)	61 (36-25)
Keba Keita*	34 (25-9)	99 (63-36)	34 (25-9)	47 (31-16)*
Trevin Knell	35 (26-9)	148 (107-41)	28 (23-5)	80 (59-21)
Brody Kozlowski	8 (7-1)	8 (7-1)	0 (0-0)	0 (0-0)
Mawot Mag*	33 (24-9)	113 (70-43)	21 (17-4)	62 (42-20)*
Jared McGregor	4 (4-0)	21 (20-1)	0 (0-0)	0 (0-0)
Richie Saunders	34 (25-9)	102 (67-35)	34 (25-9)	37 (25-12)
Trey Stewart	28 (19-9)	91 (61-30)	0 (0-0)	4 (4-0)
Fousseyini Traore	35 (26-9)	127 (82-45)	1 (1-0)	63 (39-24)
Max Triplett	7 (7-0)	7 (7-0)	0 (0-0)	0 (0-0)
Townsend Triple	5 (5-0)	19 (17-2)	0 (0-0)	0 (0-0)

\*Includes games played at Division I institution

2024-25 BYU STARTING LINEUPS

Opponent	(1)	(2)	(3)	(4)	(5)
Central Arkansas	Demin	Knell	Saunders	Catchings	Keita
UC Riverside	Demin	Knell	Saunders	Catchings	Keita
Queens	Demin	Knell	Saunders	Catchings	Keita
Idahio	Demin	Knell	Saunders	Catchings	Keita
Mississippi Valley State	Hall	Demin	Saunders	Catchings	Traore
vs. Ole Miss	Hall	Demin	Saunders	Catchings	Keita
vs. NC State	Hall	Demin	Saunders	Catchings	Keita
at Providence	Hall	Demin	Saunders	Catchings	Keita
Fresno State	Hall	Knell	Saunders	Catchings	Keita
vs. Wyoming	Hall	Knell	Saunders	Catchings	Keita
Florida A&M	Hall	Knell	Mag	Catchings	Keita
Arizona State	Hall	Demin	Saunders	Catchings	Keita
at Houston	Hall	Demin	Saunders	Catchings	Keita
Texas Tech	Hall	Demin	Saunders	Catchings	Keita
at TCU	Demin	Knell	Saunders	Catchings	Keita
Oklahoma State	Demin	Knell	Saunders	Mag	Keita
at Utah	Demin	Knell	Saunders	Mag	Keita
at Colorado	Demin	Knell	Saunders	Mag	Keita
Cincinnati	Demin	Knell	Saunders	Mag	Keita
Baylor	Demin	Knell	Saunders	Mag	Keita
at UCF	Demin	Knell	Saunders	Mag	Keita
Arizona	Demin	Knell	Saunders	Mag	Keita
at Cincinnati	Demin	Knell	Saunders	Mag	Keita
at West Virginia	Demin	Knell	Saunders	Mag	Keita
Kansas State	Demin	Knell	Saunders	Mag	Keita
Kansas	Demin	Knell	Saunders	Mag	Keita
at Arizona	Demin	Knell	Saunders	Mag	Keita
at Arizona State	Demin	Knell	Saunders	Mag	Keita
West Virginia	Demin	Knell	Saunders	Mag	Keita
at Iowa State	Demin	Knell	Saunders	Mag	Keita
Utah	Demin	Knell	Saunders	Mag	Keita
vs. Iowa State	Demin	Knell	Saunders	Mag	Keita
vs. Houston	Demin	Knell	Saunders	Mag	Keita
vs. VCU	Demin	Knell	Saunders	Mag	Keita
vs. Wisconsin	Demin	Knell	Saunders	Mag	Keita
vs.					

WIN-LOSS RECORD

Win-Loss Record	(1)	(2)	(3)	(4)	(5)
16-4	Demin	Knell	Saunders	Mag	Keita
4-1	Demin	Knell	Saunders	Catchings	Keita
2-4	Hall	Demin	Saunders	Catchings	Keita
2-0	Hall	Knell	Saunders	Catchings	Keita
1-0	Hall	Demin	Saunders	Catchings	Traore
1-0	Hall	Knell	Mag	Catchings	Keita

GAME LEADERS

Points	Rebounds	Assists	Steals	Blocks	Plus-Minus
Saunders (16)	Keita (24)	Demin (22)	Saunders (15)	Keita (18)	Catchings (6)
Traore (5)	Traore (10)	Hall (16)	Demin (12)	Catchings (8)	Demin (6)
Knell (4)	Demin (3)	Traore (1)	Knell (9)	Saunders (7)	Keita (5)
Demin (4)	Saunders (2)	Saunders (1)	Mag (7)	Demin (6)	Mag (4)
Catchings (3)	Knell (1)	Stewart (1)	Catchings (5)	Traore (5)	Traore (3)
Baker (3)	Baker (1)		Hall (5)	Mag (4)	Saunders (3)
Keita (1)			Baker (5)	Knell (2)	Baker (3)
			Keita (5)	Hall (2)	Boskovic (2)
			Stewart (4)	Triplett (1)	Knell (2)
			Knell (3)	Stewart (1)	Hall (2)
			Crawford (2)	Boskovic (1)	
			Traore (2)		

MILESTONE WINS

No.	Date	Score	Opponent	Location
1	Feb. 21, 1903	30-18	Weber Academy	Ogden, Utah
50	Feb. 5, 1910	31-27	Utah	Salt Lake City, Utah
100	Feb. 10, 1917	38-32	Utah	Provo, Utah
150	Jan. 11, 1924	40-38 (OT)	Colorado College	Provo, Utah
200	Dec. 8, 1928	38-37	Vico Oil	Provo, Utah
250	Dec. 27, 1930	42-27	Western Reserve	Cleveland, Ohio
300	March 10, 1933	37-33	Wyoming	Provo, Utah
350	Jan. 17, 1936	42-34	Utah	Provo, Utah
400	Jan. 5, 1940	47-33	Montana State	Bozeman, Montana
450	Feb. 5, 1943	53-51	Weber College	Ogden, Utah
500	Jan. 26, 1948	45-39	Wyoming	Laramie, Wyoming
550	Dec. 9, 1950	70-57	Marshall	Huntington, W.V.
600	Dec. 30, 1952	84-58	Wake Forest	Raleigh, N.C.
650	Dec. 27, 1955	89-70	Toledo	Detroit, Mich.
700	Jan. 3, 1959	70-62	Dayton	Dayton, Ohio
750	Feb. 8, 1963	76-73	New Mexico	Provo, Utah
800	Feb. 11, 1966	96-88	Utah State	Logan, Utah
850	March 5, 1969	95-82	Wyoming	Phoenix, Ariz.
900	Feb. 10, 1973	62-58	Wyoming	Provo, Utah
950	Feb. 21, 1976	84-83	Utah	Salt Lake City, Utah
1000	Dec. 14, 1979	87-65	UC Santa Barbara	Provo, Utah
1050	Dec. 15, 1981	63-55	Weber State	Provo, Utah
1100	Dec. 19, 1984	89-81	UCLA	Provo, Utah
1150	March 5, 1987	82-79 (OT)	Air Force	Albuquerque, N.M.
1200	Jan. 6, 1990	63-60	San Diego State	San Diego, Calif.
1250	Feb. 20, 1992	58-56	Utah	Provo, Utah
1300	Feb. 17, 1994	94-82	Air Force	Colorado Springs, Colo.
1350	Feb. 26, 1998	83-62	No. 16 New Mexico	Albuquerque, N.M.
1400	Feb. 17, 2001	62-45	Air Force	Provo, Utah
1450	March 13, 2003	71-56	New Mexico	Las Vegas, Nev.
1500	March 4, 2006	76-68	New Mexico	Provo, Utah
1550	March 8, 2008	61-54	TCU	Fort Worth, Texas
1600	Feb. 13, 2010	91-48	Air Force	Provo, Utah
1650	Dec. 27, 2011	79-51	Cal State San Marcos	Provo, Utah
1700	Jan. 11, 2014	91-68	Loyola Marymount	Provo, Utah
1750	Jan. 14, 2016	69-68	Gonzaga	Spokane, Wash.
1800	Jan. 13, 2018	84-50	Santa Clara	Santa Clara, Calif.
1850	Feb. 20, 2020	85-75	Santa Clara	Provo, Utah
1900	Nov. 25, 2022	79-75 (OT)	Dayton	Nassua, Bahamas
1950	Jan. 21, 2025	83-67	Colorado	Boulder, Colorado

MILESTONE LOSSES

No.	Date	Score	Opponent	Location
1	Feb. 6, 1903	7-47	LDSU	
50	Feb. 3, 1923	30-36	Utah State	Logan, Utah
100	Feb. 8, 1929	41-56	Utah	Salt Lake City, Utah
150	Feb. 17, 1934	35-43	Utah State	Logan, Utah
200	Dec. 28, 1938	38-45	Montana	Provo, Utah
250	Dec. 1, 1945	61-62	Alumni	Provo, Utah
300	Feb. 18, 1949	52-54	No. 14 Utah	Salt Lake City, Utah
350	Feb. 20, 1954	64-70	Utah	Provo, Utah
400	Jan. 1, 1959	81-100	Ohio State	Columbus, Ohio
450	March 3, 1962	88-91	Denver	Denver, Colo.
500	Dec. 16, 1967	69-102	No. 2 Houston	Houston, Texas
550	March 18, 1971	73-91	No. 1 UCLA	Salt Lake City, Utah
600	Jan. 17, 1976	68-83	Arizona State	Tempe, Ariz.
650	Dec. 28, 1979	71-86	No. 18 Oregon State	Portland, Ore.
700	Dec. 8, 1984	79-87	Weber State	Ogden, Utah
750	Jan. 24, 1989	78-79	Air Force	Provo, Utah
800	Feb. 3, 1994	65-79	Wyoming	Laramie, Wyo.
850	Feb. 20, 1997	65-80	Tulsa	Tulsa, Okla.
900	March 11, 2000	56-79	UNLV	Las Vegas, Nev.
950	Jan. 8, 2005	57-59	San Diego State	Provo, Utah
1000	March 12, 2010	66-70	UNLV	Las Vegas, Nev.
1050	Nov. 16, 2015	65-66	Long Beach State	Long Beach, Calif.
1100	Dec. 4, 2019	95-102 (OT)	Utah	Salt Lake City, Utah
1150	Dec. 3, 2024	64-83	Providence	Providence, R.I.

MARRIOTT CENTER MILESTONE WINS

No.	Date	Score	Opponent
1	Dec. 3, 1971	78-71	Kansas State
50	Jan. 8, 1977	85-77	Utah State
100	Dec. 11, 1982	77-71	Idaho State
150	Jan. 25, 1986	87-69	Utah
200	Jan. 25, 1990	65-49	Utah
250	Jan. 15, 1994	87-73	Air Force
300	Dec. 11, 1999	66-53	Weber State
350	Feb. 3, 2003	65-33	Air Force
400	Feb. 3, 2007	90-63	No. 25 UNLV
450	Nov. 17, 2010	78-72	Utah State
500	Feb. 6, 2014	89-76	Santa Clara
550	Dec. 16, 2018	77-65	Utah
600	Nov. 20, 2021	97-71	Central Methodist
650	Jan. 28, 2025	93-89 (OT)	Baylor





## BYU - GAME HIGHS

POINTS	103 vs. Florida A&M (12/20/2024)
FIELD GOALS MADE	40 vs. Queens (11/13/2024)
FIELD GOAL ATTEMPTS	78 at Utah (1/18/2025)
FIELD GOAL PERCENTAGE	78 vs. Queens (11/13/2024)
3-POINT FIELD GOALS MADE	18 vs. Iowa State (3/13/2025)
3-POINT FIELD GOAL ATTEMPTS	44 vs. Central Arkansas (11/5/2024)
3-POINT FIELD GOAL PERCENTAGE	.625 (15-24) vs. Cincinnati (1/25/2025)
FREE THROWS MADE	25 at Iowa State (3/4/2025)
FIELD THROW ATTEMPTS	31 at Iowa State (3/4/2025)
FREE THROW PERCENTAGE	1.000 (10-10) vs. Houston (3/14/2025)
REBOUNDS	59 vs. Queens (11/13/2024)
ASSISTS	25 vs. Florida A&M (12/20/2024)
STEALS	25 vs. Queens (11/13/2024)
BLOCKED SHOTS	14 vs. Kansas (2/18/2025)
TURNOVERS	8 vs. Idaho (11/16/2024)
FOULS	8 vs. Queens (11/13/2024)
	29 at Iowa State (3/4/2025)
	29 vs. Ole Miss (11/28/2024)

## BYU - GAME LOWS

POINTS	54 vs. Houston (3/14/2025)
FIELD GOALS MADE	18 at Houston (1/4/2025)
FIELD GOAL ATTEMPTS	46 at TCU (1/11/2025)
FIELD GOAL PERCENTAGE	46 vs. Wyoming (12/14/2024)
3-POINT FIELD GOALS MADE	.317 (19-60) vs. Houston (3/14/2025)
3-POINT FIELD GOAL ATTEMPTS	5 vs. West Virginia (3/1/2025)
3-POINT FIELD GOAL PERCENTAGE	5 vs. Texas Tech (1/7/2025)
FREE THROWS MADE	20 vs. Wyoming (12/14/2024)
FIELD THROW ATTEMPTS	.214 (6-28) vs. Houston (3/14/2025)
FREE THROW PERCENTAGE	4 at Utah (1/18/2025)
REBOUNDS	4 vs. Queens (11/13/2024)
ASSISTS	6 vs. Fresno State (12/11/2024)
STEALS	400 at Arizona State (2/26/2025)
BLOCKED SHOTS	.400 (4-10) at Utah (1/18/2025)
TURNOVERS	17 at Cincinnati (2/8/2025)
FOULS	9 at Providence (12/3/2024)
	1 vs. West Virginia (3/1/2025)
	0 at West Virginia (2/11/2025)
	5 at Providence (12/3/2024)
	7 vs. Queens (11/13/2024)

## OPPONENT - GAME HIGHS

POINTS	96 vs. Ole Miss (11/28/2024)
FIELD GOALS MADE	37 vs. Iowa State (3/13/2025)
FIELD GOAL ATTEMPTS	72 vs. Utah (3/8/2025)
FIELD GOAL PERCENTAGE	.595 (25-42) at Providence (12/3/2024)
3-POINT FIELD GOALS MADE	16 at Houston (1/4/2025)
3-POINT FIELD GOAL ATTEMPTS	38 vs. VCU (3/20/2025)
3-POINT FIELD GOAL PERCENTAGE	.571 (12-21) vs. Idaho (11/16/2024)
FREE THROWS MADE	29 vs. Ole Miss (11/28/2024)
FIELD THROW ATTEMPTS	36 vs. Ole Miss (11/28/2024)
FREE THROW PERCENTAGE	.917 (11-12) vs. Florida A&M (12/20/2024)
REBOUNDS	53 vs. Utah (3/8/2025)
ASSISTS	23 at Arizona (2/22/2025)
STEALS	18 at Iowa State (3/4/2025)
BLOCKED SHOTS	7 vs. Houston (3/14/2025)
TURNOVERS	7 at Utah (1/18/2025)
FOULS	7 at Houston (1/4/2025)
	19 vs. Idaho (11/16/2024)
	25 vs. Utah (3/8/2025)

## OPPONENT - GAME LOWS

POINTS	43 vs. Mississippi Valley State (11/23/2024)
FIELD GOALS MADE	17 vs. Mississippi Valley State (11/23/2024)
FIELD GOAL ATTEMPTS	42 at Providence (12/3/2024)
FIELD GOAL PERCENTAGE	.327 (18-55) vs. Florida A&M (12/20/2024)
3-POINT FIELD GOALS MADE	2 vs. Mississippi Valley State (11/23/2024)
3-POINT FIELD GOAL ATTEMPTS	10 vs. Mississippi Valley State (11/23/2024)
3-POINT FIELD GOAL PERCENTAGE	.179 (5-28) vs. Cincinnati (1/25/2025)
FREE THROWS MADE	1 vs. Cincinnati (1/25/2025)
FIELD THROW ATTEMPTS	4 vs. Cincinnati (1/25/2025)
FREE THROW PERCENTAGE	.250 (1-4) vs. Cincinnati (1/25/2025)
REBOUNDS	22 vs. Queens (11/13/2024)
ASSISTS	6 vs. Kansas State (2/15/2025)
STEALS	2 vs. Wyoming (12/14/2024)
BLOCKED SHOTS	0 vs. Utah (3/8/2025)
TURNOVERS	0 vs. Kansas State (2/15/2025)
FOULS	0 vs. Arizona State (12/31/2024)
	4 vs. West Virginia (3/1/2025)
	8 at Cincinnati (2/8/2025)



## BYU - INDIVIDUAL GAME HIGHS

### POINTS

30 [Richie Saunders vs. Arizona State \(12/31/2024\)](#)

### FIELD GOALS MADE

11 [Richie Saunders vs. Arizona State \(12/31/2024\)](#)  
[Fousseyni Traore vs. Idaho \(11/16/2024\)](#)

### FIELD GOAL ATTEMPTS

20 [Egor Demin vs. Arizona \(2/4/2025\)](#)

### FIELD GOAL PERCENTAGE (min. 5 made)

1.000 (8-8) [Kanon Catchings vs. Baylor \(1/28/2025\)](#)  
 1.000 (6-6) [Keba Keita vs. Fresno State \(12/11/2024\)](#)  
 1.000 (5-5) [Keba Keita at Arizona \(2/22/2025\)](#)

### 3-POINT FIELD GOALS MADE

6 [Richie Saunders at Arizona State \(2/26/2025\)](#)  
[Richie Saunders at UCF \(2/1/2025\)](#)  
[Richie Saunders vs. Arizona State \(12/31/2024\)](#)  
[Dawson Baker vs. Queens \(11/13/2024\)](#)

### 3-POINT FIELD GOAL ATTEMPTS

11 [Richie Saunders at Arizona State \(2/26/2025\)](#)  
[Richie Saunders vs. Arizona State \(12/31/2024\)](#)  
[Kanon Catchings vs. Central Arkansas \(11/5/2024\)](#)

### 3-POINT FIELD GOAL PERCENTAGE (min. 2 made)

1.000 (4-4) [Trevin Knell vs. Iowa State \(3/13/2025\)](#)  
 1.000 (4-4) [Kanon Catchings vs. Baylor \(1/28/2025\)](#)  
 1.000 (3-3) [Dawson Baker at Colorado \(1/21/2025\)](#)  
 1.000 (3-3) [Dallin Hall vs. Oklahoma State \(1/14/2025\)](#)  
 1.000 (3-3) [Richie Saunders vs. NC State \(11/29/2024\)](#)  
 1.000 (2-2) [Mawot Mag at Arizona State \(2/26/2025\)](#)  
 1.000 (2-2) [Trey Stewart at West Virginia \(2/11/2025\)](#)  
 1.000 (2-2) [Dawson Baker vs. Arizona \(2/4/2025\)](#)  
 1.000 (2-2) [Mawon Mag at Utah \(1/18/2025\)](#)

### FREE THROWS MADE

13 [Richie Saunders at Iowa State \(3/4/2025\)](#)

### FIELD THROW ATTEMPTS

13 [Richie Saunders at Iowa State \(3/4/2025\)](#)

### FREE THROW PERCENTAGE (min. 5 made)

1.000 (13-13) [Richie Saunders at Iowa State \(3/4/2025\)](#)  
 1.000 (8-8) [Richie Saunders vs. Iowa State \(3/4/2025\)](#)  
 1.000 (7-7) [Fousseyni Traore vs. Idaho \(11/16/2024\)](#)  
 1.000 (6-6) [Mawot Mag vs. Utah \(3/8/2025\)](#)  
 1.000 (6-6) [Richie Saunders at Cincinnati \(2/8/2025\)](#)  
 1.000 (6-6) [Egor Demin at Providence \(12/3/2024\)](#)  
 1.000 (6-6) [Fousseyni Traore vs. Ole Miss \(11/28/2024\)](#)  
 1.000 (5-5) [Fousseyni Traore \(3/13/2025\)](#)

### REBOUNDS

15 [Keba Keita at Iowa State \(3/4/2025\)](#)

### ASSISTS

11 [Egor Demin vs. Central Arkansas \(11/5/2024\)](#)

### STEALS

4 [Egor Demin at Colorado \(1/21/2025\)](#)  
[Richie Saunders vs. Idaho \(11/16/2024\)](#)  
[Egor Demin vs. Central Arkansas \(11/5/2024\)](#)

### BLOCKED SHOTS

5 [Keba Keita vs. Kansas State \(2/15/2025\)](#)

### TURNOVERS

6 [Egor Demin at Iowa State \(3/4/2025\)](#)  
[Dallin Hall at Iowa State \(3/4/2025\)](#)  
[Egor Demin at Arizona \(2/22/2025\)](#)

### FOULS

5 [Richie Saunders vs. Baylor \(1/28/2025\)](#)  
[Dallin Hall at Providence \(12/3/2024\)](#)

## OPPONENT - INDIVIDUAL GAME HIGHS

### POINTS

37 [John Tonje vs. Wisconsin \(3/22/2025\)](#)

### FIELD GOALS MADE

11 [Curtis Jones vs. Iowa State \(3/13/2025\)](#)  
[Ezra Ausar at Utah \(1/18/2025\)](#)

### FIELD GOAL ATTEMPTS

22 [Curtis Jones vs. Iowa State \(3/13/2025\)](#)

### FIELD GOAL PERCENTAGE (min. 5 made)

1.000 (5-5) [Tobe Awaka at Arizona \(2/22/2025\)](#)  
 1.000 (5-5) [Mylik Wilson at Houston \(1/4/2025\)](#)

### 3-POINT FIELD GOALS MADE

7 [Curtis Jones vs. Iowa State \(3/13/2025\)](#)

### 3-POINT FIELD GOAL ATTEMPTS

15 [Curtis Jones vs. Iowa State \(3/13/2025\)](#)

### 3-POINT FIELD GOAL PERCENTAGE (min. 2 made)

1.000 (2-2) [Mylik Wilson at Houston \(1/4/2025\)](#)  
 1.000 (2-2) [Kaleb Washington vs. Florida A&M \(12/20/2024\)](#)  
 1.000 (2-2) [Arthur Tate vs. Mississippi Valley State \(11/23/2024\)](#)  
 1.000 (2-2) [Kyson Rose vs. Idaho \(11/16/2024\)](#)  
 1.000 (3-3) [Maban Jabriel vs. Queens \(11/13/2024\)](#)

### FREE THROWS MADE

14 [John Tonje vs. Wisconsin \(3/22/2025\)](#)

### FIELD THROW ATTEMPTS

16 [John Tonje vs. Wisconsin \(3/22/2025\)](#)

### FREE THROW PERCENTAGE (min. 5 made)

1.000 (8-8) [Jalen Bradley vs. Arizona \(2/4/2025\)](#)  
 1.000 (8-8) [Robert Wright vs. Baylor \(1/28/2025\)](#)  
 1.000 (8-8) [Sterling Young vs. Florida A&M \(12/20/2024\)](#)  
 1.000 (7-7) [Emanuel Sharp vs. Houston \(3/14/2025\)](#)  
 1.000 (6-6) [Curtis Jones at Iowa State \(3/4/2025\)](#)  
 1.000 (6-6) [Trevor Best vs. Arizona State \(2/26/2025\)](#)  
 1.000 (6-6) [Darius Johnson at UCF \(2/1/2025\)](#)  
 1.000 (6-6) [Keyshawn Hall at UCF \(2/1/2025\)](#)  
 1.000 (6-6) [Matthew Murrell vs. Ole Miss \(11/28/2024\)](#)  
 1.000 (5-5) [Jaylen Murray vs. Ole Miss \(11/28/2024\)](#)  
 1.000 (5-5) [Micah Robinson at TCU \(1/11/2025\)](#)

### REBOUNDS

14 [Hunter Dickinson vs. Kansas \(2/18/2025\)](#)

### ASSISTS

9 [Javon Small at West Virginia \(2/11/2025\)](#)

### STEALS

8 [Keshon Gilbert at Iowa State \(3/4/2025\)](#)

### BLOCKED SHOTS

3 [Ja'Vier Francis vs. Houston \(3/14/2025\)](#)  
[Moustapha Thiam at UCF \(2/1/2025\)](#)  
[Lawson Lovering at Utah \(1/18/2025\)](#)  
[Ja'Vier Francis at Houston \(1/4/2025\)](#)  
[Malcolm Wilson vs. Queens \(11/13/2024\)](#)

### TURNOVERS

6 [Brayden Fagebmi vs. Central Arkansas \(11/5/2024\)](#)

### FOULS

5 [Nate Heise vs. Iowa State \(3/13/2025\)](#)  
[Jake Wahlin vs. Utah \(3/8/2025\)](#)  
[Zach Keller vs. Utah \(3/8/2025\)](#)  
[KJ Lewis at Arizona \(2/22/2025\)](#)  
[Norchad Omier vs. Baylor \(1/28/2025\)](#)  
[Jamyron Keller vs. Oklahoma State \(1/14/2025\)](#)  
[Joseph Tugler at Houston \(1/4/2025\)](#)  
[Dontrez Styles vs. NC State \(11/29/2024\)](#)  
[Mikeal Brown-Jones vs. Ole Miss \(11/28/2024\)](#)



# KEVIN YOUNG



### EDUCATION

Clayton State (2004, B.A.)

### COACHING EXPERIENCE

- BYU Head Coach (2024-present)
- Phoenix Suns Associate Head Coach (2021-24)
- Phoenix Suns Assistant Coach (2020-21)
- Philadelphia 76ers Assistant Coach (2016-20)
- Delaware 87ers Head Coach (2013-16)
- Iowa Energy Head Coach (2011-13)
- Utah Flash Head Coach (2010-11)
- Utah Flash Assistant Coach (2007-10)
- Shamrock Rovers Hoops Head Coach (2006-07)
- Utah Valley Assistant Coach (2005-06)
- Oxford College Assistant Coach (2004-05)

Kevin Young was named the 19th head coach in BYU men’s basketball program history on April 16, 2024.

No stranger to the highest level of basketball, Young was one of the most sought after assistants in the latest NBA hiring cycle before choosing to come to BYU. Prior to returning to the college game for the first time since working under Dick Hunsaker at Utah Valley, Young was on staff for the Phoenix Suns for four years including the last three as an associate head coach. He helped the organization reach the playoffs every year including a run to the NBA Finals in 2020-21.

Young was pulling double duty in the spring of 2024 as he was still helping the Suns during their run in the NBA Playoffs while putting together a coaching staff and recruiting.

In his final season in Phoenix, he help them finish second in the Pacific division and sixth in the West with a record of 49-33. Kevin Durant and Devin Booker became the Suns’ 12th pair of teammates to be named onto All-NBA teams in the same season with Durant being named to the Second Team for the fifth time in his career while Booker picked up Third Team accolades. In his first full season in Phoenix, Durant started in 75 games averaging 27.1 points, 0.2 less than his career average. He shot 52.3 percent from the field, 41.3 percent from three and 85.6 percent from the free throw line. Booker nearly averaged a career-high in scoring, finishing with 27.1 points per game.

Grayson Allen had a career year in Young’s offense leading the league in 3-point percentage shooting 46.1 percent from beyond the arc. He also had career-highs in field goal attempts per game, points per game, rebounds per game and assists per game.

Phoenix finished with the fourth-best record in the Western Conference in 2022-23, 45-37, after trading for Durant at the trade deadline. They advanced to the semifinals before falling to eventual NBA Champions Denver Nuggets. They only needed five games to defeat the Los Angeles Clippers including four straight wins after dropping game one of the series.

In his first season as associate head coach, Young and the Suns won a franchise record 64 games eclipsing the previous record of 62 set in 1992-93 and 2004-05. It also marked the first time since 2005 that they were the top seed in the Western Conference where they advanced the conference semifinals. Thy defeated the New Orleans Pelicans in six games before falling to Dallas Mavericks in the semifinals in seven games.

Booker was rewarded with a four-year, \$220 million supermax extension following a season where he averaged a career-high 27.8 points per game and was named an All-Star for at third time. He also became the second-greatest 3-point shooter in franchise history against the Portland Trail Blazers. He was joined on the All-Star team by Chris Paul, who moved up to third on the all-time list behind only Jason Kidd and John Stockton. Monty Williams and his staff also coached the All-Star game leading Team Lebron to a 163-160 victory over Team Durant.

His first season in Phoenix was one of the best in Suns history as they advanced to the NBA Finals for the first time in 28 years. They went 51-21 to win the Pacific Division and earn the No. 2 seed in the Western Conference behind the Utah Jazz.

The Suns defeated the Los Angeles Lakers in the first round of the playoffs before sweeping the Denver Nuggets in four games in the Western Conference semifinals. They went on to defeat Paul’s former team, Los Angeles Clippers, in the Western Conference finals, falling to Milwaukee Bucks in the NBA Finals in six games.

Booker was named the Player of the Month in February after helping the Suns go 12-3, their highest total wins ever in that month and most games they had won in a month since March 2010. He led the entire Western Conference with 27.9 points per game on 52.3 field goal shooting, 39.3 3-point shooting and 82.5 percent free throw shooting. He was also named an All-Star along Paul, who joined the franchise right before the season in a trade with Oklahoma City Thunder.

Young’s final season with the Philadelphia 76ers was shortened due to the COVID-19. The league officials suspended the season following the games of March 11 after it was reported that Rudy Gobert tested positive. The 76ers went 43-30 to finish third in the division and sixth in the Eastern Conference, falling to the Boston Celtics in four games in the opening round of the playoffs.

The 76ers went 4-4 in seeding games in the NBA bubble with wins over San Antonio, Washington, Orlando and Houston. They would lose to the Boston Celtics in four games in the playoffs with Joel Embiid scoring over 30 points in the final three contests.

In 2018-19, Philadelphia finished second in the Atlantic Division and third in the Eastern Conference. They advanced to the conference semifinals, losing in seven games to the eventual NBA Champion Toronto Raptors.

The 76ers were led by Embiid, a NBA All-Star and All-NBA Second Team honoree. He led the team in scoring (1,761), rebounds (871) and blocks (122). In his second full season in the league, Ben Simmons played in a team-high 79 games leading the team in minutes played, assists and steals.

After going 25-25 in the 50 games of the 2017-18 season, Philadelphia finished the remainder of the season 27-5 including winning a franchise record 16 consecutive games to finish the season. It was the team’s first appearance in the NBA Playoffs since 2011-12 and their first 50-win season since 2000-01.

Simmons was named the NBA Rookie of the Year after averaging 15.8 points, 8.2 assists and 8.1 rebounds per game. Embiid became the first All-Star for the Sixers that season since 2013. He averaged a double-double (22.9 points, 11.0 rebounds). Current LA Lakers head coach JJ Redick ranked second on the team in scoring at 17.1 points per game, shooting 42.0 percent from 3-point range.

His first season with the 76ers saw them win 28 games, a 18-game improvement for the franchise. Simmons, the first overall pick in the 2017 NBA Draft, missed the entire season due to a foot injury.

Embiid was named the Eastern Conference Rookie of the Month three times after being limited to only 31 games due to a left knee injury. The former No. 3 pick had missed the previous two seasons due to injury. He recorded the second-most consecutive 20-point games by a rookie in franchise history (10).

Dario Šarić was named the Rookie of the Month twice as the draft and stash product made his way to the NBA after being drafted by the organization in 2014. He appeared in a career-high 81 games and finished the season averaging 12.8 points and 6.3 rebounds per game, shooting 41.1 percent from the field, 31.1 percent from three and 78.2 percent from the charity stripe.

Young spent the previous three seasons with the Delaware 87ers including last two as head coach. He replaced Rob Baker, who was promoted to scout for the Philadelphia 76ers. The 87ers went from 20 wins to 21 wins to 26 wins during his time with the franchise.

He was instrumental in helping Thanasis Antetokounmpo get drafted while helping four players score at least 45 points. Of those two, Christian Wood and Jordan McRae made an impact in the NBA.

During his two seasons as the head coach of the Iowa Energy he compiled a record of 31-42. After replacing Nick Nurse, who was named the head coach of the Rio Grande Valley Vipers, Young led the team to a record of 25-25 and an appearance in the first round of the D-League Playoffs. He was also named the 2012 D-League All-Star Game coach.

Young spent two seasons with Utah Flash. He was promoted to head coach in 2010, leading the team to a record of 28-22 including a nine-game win streak. They reached the postseason, falling to eventual champion Iowa Energy in three games. He first joined the organization as an assistant coach for a season under Brad Jones after coaching overseas for a season.

His first head coaching experience came in Ireland after being named to lead Shamrock Rovers Hoops in 2006. In his lone season in the Superleague, Young led the team a 12-8 record and appearance in the quarterfinals of the Irish playoffs.

Prior to moving across the pond, Young spent a year as the director of basketball of operations at Utah Valley. Playing as an independent, the Wolverines went 17-12 including a 75-71 victory over Arizona State in Tempe, Ariz. After trailing by four at halftime, UVU outscored the Sun Devils 12-3 in the final 3:09 of regulation to seal the victory and overcome a four-point halftime deficit.

He began his coaching career at Oxford College of Emory in 2004-05 helping the Eagles go 22-10 and finis the year ranked 10th in the final NCAA poll.

Young finished his collegiate career at Clayton State after spending two years at Middle Georgia College where the standout guard led the team to a runner-up finish at the Georgia College Athletic Association State Tournament. During his time as a Laker, the standout guard appeared in 59 games including 51 starts averaging 24.9 minutes per game.

As a senior, he started in all 30 games for Lakers where averaged 8.2 points, 2.9 assists and 2.5 rebounds per game. He graduated with a degree in integrative studies.

Born in Salt Lake City, Utah, Young grew up in Marietta, Georgia attending Sprayberry High School. He was a two-year letterwinner under head coach Roger Kaum. He averaged 15 points and six assists per game as a senior, helping his team go 27-4 and ranked sixth in the state.

Young is married to Melissa (Bailey) Young and they have two sons and a daughter.

YOUNG'S HEAD COACHING RECORD													
Season	School	Overall	Pct.	Home	Pct.	Away	Pct.	Neutral	Pct.	Conf.	Pct.	Conf. Tourney	Postseason
2024-25	BYU	26-9	.743	15-2	.882	6-5	.545	5-2	.714	14-6	.700	1-1	2-0
	Overall	26-9	.743	15-2	.882	6-5	.545	5-2	.714	14-6	.700	1-1	2-0





## NUMERICAL/ALPHABETICAL ROSTER

### Numerical Roster

No.	Name	Pos.	Ht.	Wt.	Yr.	Exp	Hometown (Previous School)
0	Mawot Mag	F	6-7	220	Sr.	TR	Melbourne, Australia (Rutgers)
1	Trey Stewart	G	6-2	190	Sr.	3L	American Fork, Utah (American Fork HS)
2	Elijah Crawford	G	6-2	182	Fr.	HS	Augusta, Georgia (Brewster Academy)
3	Egor Demin	G	6-9	190	Fr.	HS	Moscow, Russia (Real Madrid)
4	Brody Kozlowski	F	6-8	231	Fr.	HS	Draper, Utah (Corner Canyon HS)
5	Mihailo Bošković	F	6-10	220	Jr.	HS	Užice, Serbia (Igokea)
6	Kanon Catchings	F	6-9	212	Fr.	HS	Brownsburg, Indiana (Overtime Elite)
7	Khadim Mboup	F	6-9	-	Fr.	HS	Dakar, Senegal (NBA Academy Africa)
12	Townsend Tripple	F	6-8	218	So.	1L	Meridian, Idaho (Rocky Mountain HS)
13	Keba Keita	C	6-9	229	Jr.	TR	Bamako, Mali (Utah)
15	Richie Saunders	G	6-5	196	Jr.	2L	Riverton, Utah (Wasatch Academy)
20	Max Triplett	F	6-9	230	Jr.	TR	Huntsville, Utah (Snow College)
21	Trevin Knell	G	6-5	186	Sr.	3L	North Salt Lake, Utah (Woods Cross HS)
25	Dawson Baker	G	6-4	201	R-Jr.	RS	Coto De Caza, California (UC Irvine)
30	Dallin Hall	G	6-4	197	Jr.	2L	Plain City, Utah (Fremont HS)
45	Fousseyni Traore	F	6-6	250	Sr.	3L	Bamako, Mali (Wasatch Academy)
51	Jared McGregor	G	6-3	198	Jr.	2L	Saratoga Springs, Utah (Westlake HS)

### Alphabetical Roster

No.	Name	Pos.	Ht.	Wt.	Yr.	Exp	Hometown (Previous School)
25	Dawson Baker	G	6-4	201	R-Jr.	RS	Coto De Caza, California (UC Irvine)
5	Mihailo Bošković	F	6-10	220	Jr.	HS	Užice, Serbia (Igokea m:tel)
6	Kanon Catchings	F	6-9	212	Fr.	HS	Brownsburg, Indiana (Overtime Elite)
2	Elijah Crawford	G	6-2	182	Fr.	HS	Augusta, Georgia (Brewster Academy)
3	Egor Demin	G	6-9	190	Fr.	HS	Moscow, Russia (Real Madrid)
30	Dallin Hall	G	6-4	197	Jr.	2L	Plain City, Utah (Fremont HS)
13	Keba Keita	C	6-9	229	Jr.	TR	Bamako, Mali (Utah)
21	Trevin Knell	G	6-5	186	Sr.	3L	North Salt Lake, Utah (Woods Cross HS)
4	Brody Kozlowski	F	6-8	231	Fr.	HS	Draper, Utah (Corner Canyon HS)
0	Mawot Mag	F	6-7	220	Sr.	TR	Melbourne, Australia (Rutgers)
7	Khadim Mboup	F	6-9	-	Fr.	HS	Dakar, Senegal (NBA Academy Africa)
51	Jared McGregor	G	6-3	198	Jr.	2L	Saratoga Springs, Utah (Westlake HS)
15	Richie Saunders	G	6-5	196	Jr.	2L	Riverton, Utah (Wasatch Academy)
1	Trey Stewart	G	6-2	190	Sr.	3L	American Fork, Utah (American Fork HS)
45	Fousseyni Traore	F	6-6	250	Sr.	3L	Bamako, Mali (Wasatch Academy)
20	Max Triplett	F	6-9	230	Jr.	TR	Huntsville, Utah (Snow College)
12	Townsend Tripple	F	6-8	218	So.	1L	Meridian, Idaho (Rocky Mountain HS)

### Coaching Staff

Name	Position (Year at BYU)	Alma Mater (Year)
Kevin Young	Head Coach (1st)	Clayton State (2004)
Will Voigt	Assistant Coach (1st)	Pomona College (1998)
Brandon Dunson	Assistant Coach (1st)	Azusa Pacific (2012)
Chris Burgess	Assistant Coach (4th)	Utah (2014)
Tim Fanning	Assistant Coach (1st)	Whittier College (2007)
John Linehan	Assistant Coach (1st)	Providence (2013)
Doug Stewart	Chief of Staff (1st)	Brown (1994)
Jordan Brady	Dir. of Player Development	UVU (2008)
Akash Sebastian	Dir. of Analytics & Strategy (1st)	Birla Education of Technology & Science (2019)
Danielle LaFata	Dir. of Nutrition (1st)	Wayne State (2006)
Justin Young	Dir. of Recruiting (1st)	Kennesaw State
Nate Austin	Dir. of Basketball Operations (2nd)	BYU (2016)
Robert Ramos	Dir. of Sports Medicine (23rd)	BYU (1995)
Michael Davie	Dir. of Strength & Conditioning/Sports Science (2nd)	Queensland University of Technology (2005)

### Pronunciation Guide

Mihailo Boskovic	mee-high-low bos-shko-vitch
Kanon Catchings	cannon (like the camera)
Egor Demin	yay-gor di-min
Keba Keita	kay-buh kay-tah
Trevin Knell	nell (like smell)
Brody Kozlowski	cause-lou-ski
Mawot Mag	moh-wit mag (like magazine)
Khadim Mboup	huh-deem mm-boop
Robert Ramos	ray-mos
Richie Saunders	saw-n-ders
Fousseyni Traore	foo-sen-ee try-or-eh
Will Voigt	voit
Akash Sebastian	uh-cosh

## GEOGRAPHIC BREAKDOWN

### Australia

Mawot Mag

### California

Dawson Baker

### Georgia

Elijah Crawford

### Idaho

Townsend Tripple

### Indiana

Kanon Catchings

### Mali

Keba Keita  
Fousseyni Traore

### Russia

Egor Demin

### Senegal

Khadim Mboup

### Serbia

Mihailo Bošković

### Utah

Dallin Hall  
Trevin Knell  
Brody Kozlowski  
Jared McGregor  
Richie Saunders  
Trey Stewart  
Max Triplett

## CLASS BREAKDOWN

### Freshman

Kanon Catchings  
Elijah Crawford  
Egor Demin  
Brody Kozlowski  
Khadim Mboup

### Sophomore

Townsend Tripple

### Junior

Dawson Baker\*  
Mihailo Bošković  
Dallin Hall  
Keba Keita  
Jared McGregor  
Richie Saunders  
Max Triplett

### Senior

Trevin Knell  
Mawot Mag  
Trey Stewart  
Fousseyni Traore

\*Redshirted 2023-24 season





**#0 Mawot Mag**  
6-7 | Forward | Senior  
Melbourne, Australia



**#1 Trey Stewart**  
6-2 | Guard | Senior  
American Fork, Utah



**#2 Elijah Crawford**  
6-2 | Guard | Freshman  
Augusta, Georgia



**#3 Egor Demin**  
6-9 | Guard | Freshman  
Moscow, Russia



**#4 Brody Kozlowski**  
6-9 | Forward | Freshman  
Draper, Utah




**#5 Mihailo Boskovic**  
6-10 | Forward | Junior  
Uzice, Serbia



**#6 Kanon Catchings**  
6-9 | Forward | Freshman  
Brownsburg, Indiana



**#7 Khadim Mboup**  
6-9 | Forward | Freshman  
Dakar, Senegal



**#12 Townsend Tripple**  
6-8 | Forward | Sophomore  
Meridian, Idaho



**#13 Keba Keita**  
6-9 | Forward | Junior  
Bamako, Mali



**#15 Richie Saunders**  
6-5 | Forward | Junior  
Riverton, Utah



**#20 Max Triplett**  
6-9 | Forward | Junior  
Huntsville, Utah



**#21 Trevin Knell**  
6-5 | Guard | Senior  
North Salt Lake, Utah



**#25 Dawson Baker**  
6-4 | Guard | Redshirt Junior  
Coto de Caza, California



**#30 Dallin Hall**  
6-4 | Guard | Junior  
Plain City, Utah



**#45 Fousseyni Traore**  
6-6 | Forward | Senior  
Bamako, Mali



**#51 Jared McGregor**  
6-3 | Guard | Junior  
Saratoga Springs, Utah



**Kevin Young**  
Head Coach



**Will Voigt**  
Assistant Coach



**Brandon Dunson**  
Assistant Coach



**Chris Burgess**  
Assistant Coach



**Tim Fanning**  
Assistant Coach



**John Linehan**  
Assistant Coach



**Doug Stewart**  
Chief of Staff




**Nate Austin**  
Dir. of Basketball Operations



**Jordan Brady**  
Dir. of Player Development



**Akash Sebastian**  
Dir. of Analytics & Strategy



**Danielle LaFata**  
Dir. of Nutrition



**Justin Young**  
Dir. of Recruiting



**Robert Ramos**  
Dir. of Sports Medicine





2024-25

Scored a season-high 19 points in win over UCF... tied career-high with three 3-pointers... got first start as a Cougar in win over Florida A&M... scored in double figures five times... tied a career-high with two blocks at TCU...season-high five rebounds against Texas Tech and Colorado...

PERSONAL

Born in Sudan, then moved to Melbourne, Australia at two years old...

BEFORE BYU

Spent four seasons at Rutgers... graduated with a Bachelor's in labor studies and employment relations... appeared in 80 games including 41 starts, averaging 17.8 minutes per game... averaged 5.5 points, 3.1 rebounds and 0.8 assists per game... shot 44.3 percent from the field, 26.3 percent from three and 70.7 percent from the free throw line... scored in double figures 17 times... recorded lone double-double of collegiate career with 24 points and 10 boards against Iowa on January 6, 2024... appeared in 17 games with 16 starts as a senior... played at Prolific Prep for final two seasons after spending a year at Victory Rock Prep in Florida... three-star recruit by Rivals and 247Sports... no. 41 small forward and No. 223 overall in Class of 2020... averaged 10.2 points, 6.0 rebounds, 2.5 assists and 1.5 steals per game as a senior... only appeared in six games as a junior, averaging 10.0 points, 6.5 rebounds, 1.5 rebounds and 1.5 blocks per game... chose Rutgers over Cal State Fullerton, DePaul, Oregon State, Washington State and Nevada...

2024-25 GAME-BY-GAME

OPPONENT	DATE	GS	MIN.	FG-FGA	PCT	3FG-FGA	PCT	FT-FTA	PCT	OFF	DEF	REB	AST	BLK	STL	PF	TO	PTS	AVG
Central Arkansas	11/5		13	1-4	.250	1-2	.500	0-0	.000	2	0	2	1	0	1	2	1	3	3.0
UC Riverside	11/8		4	1-1	1.000	0-0	.000	0-0	.000	0	0	0	0	0	0	1	0	2	2.5
Queens	11/13		15	3-5	.600	0-2	.000	0-0	.000	2	0	2	1	1	1	1	0	6	3.7
Idaho	11/16		10	0-1	.000	0-0	.000	2-3	.667	1	0	1	0	0	0	1	0	2	3.3
Mississippi Valley	11/23		11	1-3	.333	0-1	.000	2-2	1.000	0	0	0	0	0	0	3	0	4	3.4
vs. Ole Miss	11/28		1	0-0	.000	0-0	.000	0-0	.000	0	1	1	0	0	0	1	0	0	2.8
vs. NC State	11/29																		
at Providence	12/3		9	0-0	.000	0-0	.000	2-2	1.000	1	0	1	0	0	0	3	0	2	2.7
Fresno State	12/11																		
vs. Wyoming	12/14		23	4-5	.800	3-4	.750	0-0	.000	1	2	3	1	1	1	0	0	11	3.8
Florida A&M	12/20	*	15	3-4	.750	1-2	.500	3-3	1.000	0	2	2	1	1	1	3	0	10	4.4
Arizona State	12/31		10	1-3	.333	0-1	.000	0-0	.000	0	0	0	0	0	1	2	1	2	4.2
at Houston	1/4		6	1-2	.500	0-0	.000	0-0	.000	0	0	0	0	0	1	1	1	2	4.0
Texas Tech	1/7		21	5-9	.556	1-4	.250	0-0	.000	3	2	5	1	0	1	2	0	11	4.6
at TCU	1/11		25	1-4	.250	0-2	.000	3-4	.750	1	2	3	0	2	1	1	0	5	4.6
Oklahoma State	1/14	*	20	2-5	.400	0-2	.000	2-4	.500	1	1	2	1	0	2	1	1	6	4.7
at Utah	1/18	*	14	2-2	1.000	2-2	1.000	0-1	.000	0	0	0	0	0	0	3	0	6	4.8
at Colorado	1/21	*	23	5-9	.556	0-3	.000	1-1	1.000	0	5	5	1	0	1	3	2	11	5.2
Cincinnati	1/25	*	24	1-1	1.000	0-0	.000	1-2	.500	0	2	2	0	0	2	1	3	3	5.1
Baylor	1/28	*	32	1-3	.333	1-2	.500	0-1	.000	2	1	3	0	0	0	1	0	3	4.9
at UCF	2/1	*	28	6-10	.600	3-6	.500	4-5	.800	0	3	3	5	0	1	3	2	19	5.7
Arizona	2/4	*	25	3-9	.333	2-6	.333	0-0	.000	1	1	2	1	0	0	2	0	8	5.8
at Cincinnati	2/8	*	14	0-1	.000	0-1	.000	0-0	.000	0	2	2	1	0	0	2	2	0	5.5
at West Virginia	2/11	*	23	1-4	.250	1-4	.250	2-2	1.000	0	0	0	1	0	1	1	1	5	5.5
Kansas State	2/15	*	23	2-2	1.000	0-0	.000	0-0	.000	1	0	1	1	0	1	3	0	4	5.4
Kansas	2/18	*	19	5-6	.833	3-4	.750	0-0	.000	0	2	2	0	0	1	0	1	13	5.8
at Arizona	2/22	*	20	4-11	.364	2-5	.400	1-1	1.000	1	1	2	1	0	0	0	0	11	6.0
at Arizona State	2/26	*	25	2-3	.667	2-2	1.000	0-0	.000	0	2	2	0	0	0	3	0	6	6.0
West Virginia	3/1	*	21	0-0	.000	0-0	.000	0-0	.000	1	2	3	0	0	0	2	0	0	5.7
at Iowa State	3/4	*	37	3-6	.500	1-4	.250	3-4	.750	2	4	6	1	1	2	4	2	10	5.9
Utah	3/8	*	24	1-4	.250	1-3	.333	6-6	1.000	0	1	1	0	0	1	2	1	9	6.0
vs. Iowa State	3/13	*	17	2-3	.667	2-3	.667	0-0	.000	1	1	2	0	0	0	0	0	6	6.0
vs. Houston	3/14	*	23	0-3	.000	0-2	.000	0-0	.000	1	3	4	0	1	0	0	2	0	5.8
vs. VCU	3/20	*	31	2-5	.400	0-0	.000	2-4	.500	3	2	5	1	0	2	1	1	6	5.8
vs. Wisconsin	3/22	*	27	2-5	.400	1-2	.500	2-2	1.000	0	1	1	2	0	1	2	0	7	5.8
vs. Alabama	3/27																		
TOTAL			630	65-133	.489	27-69	.391	36-47	.766	25	43	68	21	7	23	55	21	193	5.8

SEASON HIGHS

Points:	19	at UCF (2/1/25)
Rebounds:	6	at Iowa State (3/4/25)
Assists:	5	at UCF (2/1/25)
Steals:	2 (4x)	vs. VCU (3/20/25)
Blocks:	2	at TCU (1/11/25)
Field Goals:	6	at UCF (2/1/25)
3-Pointers:	3 (3x)	Kansas (2/18/25)
Free Throws:	6	Utah (3/8/25)
Minutes:	37	at Iowa State (3/4/25)

CAREER HIGHS

Points:	24	at Iowa (01/06/24)
Rebounds:	10	at Iowa (01/06/24)
Assists:	5	at UCF (2/1/25)
Steals:	3 (3x)	at Michigan (02/03/24)
Blocks:	2 (4x)	at TCU (1/11/25)
Field Goals:	7 (2x)	Nebraska (01/17/24)
3-Pointers:	3 (4x)	Kansas (2/18/25)
Free Throws:	7	at Iowa (01/06/24)
Minutes:	38	Nebraska (01/17/24)

BIG 12 HIGHS

Points:	19	at UCF (2/1/25)
Rebounds:	6	at Iowa State (3/4/25)
Assists:	5	at UCF (2/1/25)
Steals:	2 (3x)	at Iowa State (3/4/25)
Blocks:	2	at TCU (1/11/25)
Field Goals:	6	at UCF (2/1/25)
3-Pointers:	3 (2x)	Kansas (2/18/25)
Free Throws:	6	Utah (3/8/25)
Minutes:	37	at Iowa State (3/4/25)

PRODUCTION TRACKER

	2024-25	Career
Had a double-double	--	1 (0-1)
Scored 10+ points	8 (7-1)	25 (19-6)
Scored 20+ points	--	1 (0-1)
Led BYU in scoring	--	--
Led BYU in rebounds	--	--
Led BYU in assists	--	--
Led BYU in steals	6 (4-2)	6 (4-2)
Made 3+ 3-pt FGs	3 (3-0)	4 (3-1)
Had 3+ assists	1 (1-0)	5 (3-2)
Had 5+ assists	1 (1-0)	1 (1-0)
Had 3+ steals	--	3 (2-1)
Had 5+ rebounds	4 (3-1)	27 (17-10)
Had 10+ rebounds	--	1 (0-1)

CAREER STATISTICS

YEAR	GP-GS	MPG	FG-FGA	PCT	3FG-A	PCT	FT-FTA	PCT	OFF-DEF-REB	AVG	PF-D	A	AVG	TO	BLK	AVG	STL	AVG	PTS	AVG
2020-21*	12-0	5.8	10-16	.625	1-3	.333	3-6	.500	4-9-13	1.1	5-0	1	0.1	4	1	0.1	2	0.2	24	2.0
2021-22*	28-2	11.7	31-75	.413	4-17	.235	16-23	.696	24-28-52	1.9	3-60	12	0.4	17	7	0.3	8	0.3	82	2.9
2022-23*	23-23	24.8	67-134	.500	9-30	.300	37-50	.740	37-84-121	5.3	48-1	26	1.1	35	9	0.4	23	1.0	180	7.8
2023-24*	17-16	26.8	58-150	.387	12-49	.245	26-37	.703	22-42-64	3.8	36-1	21	1.2	26	7	0.4	20	1.2	154	9.1
2024-25	33-21	19.1	65-133	.489	27-69	.391	36-47	.766	25-43-68	2.1	55-0	21	0.6	21	7	0.2	23	0.7	193	5.8
TOTAL!	113-62	18.2	231-508	.455	53-168	.315	118-163	.724	112-206-318	2.8	180-2	81	0.7	103	31	0.3	76	0.7	633	5.6

\* Rutgers ! Rutgers and BYU







# TREY STEWART

SENIOR | 6-2 | GUARD | AMERICAN FORK, UTAH | AMERICAN FORK HIGH SCHOOL

## 2024-25

Scored season-high nine points in win at West Virginia... knocked down career two 3-pointers... played a season-high 18 minutes in win over No. 19 Arizona and No. 12 Iowa State...

## 2023-24

Got first career start in season opener against Houston Christian... 35th different player to start a game under Pope... scored a career-high 10 points against HCU... hit at least one 3-pointer in six games this season... has a season-high four assists three times... appeared in 11 straight games after only appearing in two of BYU's first nine league games...

## 2022-23

WCC All-Academic Honorable Mention... 12th in the WCC in assist-turnover- ratio... had a career-high eight assists in win over Western Oregon... carer-high nine points against Santa Clara... made first career 3-pointer and free throw against the San Diego State...

## 2021-22

Appeared in 11 games, playing a total of 26 minutes... scored a season-high two points against Oregon and Washington State... played a season-high five minutes in NIT first round win over Long Beach State...

## BEFORE BYU

Graduated from American Fork... first team all-state as a senior after averaging 14.8 points per game...served a mission for the Church of Jesus Christ of Latter Day Saints in Leeds, England and Kennewick, Washington...

## PERSONAL

Founder of Default Happiness, a clothing company focused on promotion a happy and healthy mindset in athletes by wearing the source of their game while they game... put together his own fashion show in the fall... signed former BYU and current Minnesota Vikings quarterback Jaren Hall to a NIL deal producing his own clothing line called 'kindness counts'... sister, Sophie, played soccer at Utah Tech...

## 2024-25 GAME-BY-GAME

OPPONENT	DATE	GS	MIN.	FG-FGA	PCT	3FG-FGA	PCT	FT-FTA	PCT	OFF	DEF	REB	AST	BLK	STL	PF	TO	PTS	AVG
Central Arkansas	11/5																		
UC Riverside	11/8																		
Queens	11/13																		
Idaho	11/16																		
Mississippi Valley	11/23		9	1-1	1.000	1-1	1.000	0-0	.000	0	1	1	0	0	0	1	1	3	3.0
vs. Ole Miss	11/28		1	0-0	.000	0-0	.000	0-0	.000	0	0	0	0	0	0	0	0	0	1.5
vs. NC State	11/29		6	0-1	.000	0-1	.000	0-0	.000	1	0	1	0	0	0	1	0	0	1.0
at Providence	12/3		4	0-1	.000	0-1	.000	0-0	.000	0	0	0	0	0	0	0	0	0	0.8
Fresno State	12/11																		
vs. Wyoming	12/14																		
Florida A&M	12/20		7	0-0	.000	0-0	.000	0-0	.000	0	0	0	1	0	2	1	0	0	0.6
Arizona State	12/31		2	0-0	.000	0-0	.000	0-0	.000	0	0	0	0	0	0	1	0	0	0.5
at Houston	1/4		3	0-0	.000	0-0	.000	0-0	.000	0	0	0	0	0	1	0	0	0	0.4
Texas Tech	1/7		1	1-1	1.000	1-1	1.000	0-0	.000	0	0	0	0	0	0	0	0	3	0.8
at TCU	1/11		1	0-0	.000	0-0	.000	0-0	.000	0	0	0	0	0	0	0	0	0	0.7
Oklahoma State	1/14																		
at Utah	1/18		4	0-1	.000	0-1	.000	0-0	.000	0	0	0	0	0	0	0	0	0	0.6
at Colorado	1/21		1	0-0	.000	0-0	.000	0-0	.000	0	0	0	0	0	0	0	0	0	0.5
Cincinnati	1/25		1	0-0	.000	0-0	.000	0-0	.000	0	0	0	0	0	0	0	0	0	0.5
Baylor	1/28		1	0-0	.000	0-0	.000	0-0	.000	0	0	0	0	0	0	0	0	0	0.5
at UCF	2/1		8	0-0	.000	0-0	.000	0-0	.000	0	0	0	1	1	0	1	0	0	0.4
Arizona	2/4		1	0-0	.000	0-0	.000	0-0	.000	0	0	0	0	0	0	0	0	0	0.4
at Cincinnati	2/8		9	1-2	.500	1-2	.500	0-0	.000	0	1	1	0	0	0	0	0	3	0.6
at West Virginia	2/11		6	3-3	1.000	2-2	1.000	0-0	.000	0	1	1	1	0	0	3	0	8	1.0
Kansas State	2/15		8	1-2	.500	1-2	.500	0-0	.000	1	0	1	1	0	0	0	0	3	1.1
Kansas	2/18		12	0-3	.000	0-2	.000	1-2	.500	0	1	1	1	0	2	2	0	1	1.1
at Arizona	2/22		18	1-3	.333	1-2	.500	0-0	.000	0	0	0	1	0	0	3	0	3	1.2
at Arizona State	2/26		9	0-2	.000	0-2	.000	1-2	.500	0	0	0	0	0	1	1	0	1	1.2
West Virginia	3/1		15	1-2	.500	1-2	.500	0-0	.000	0	1	1	1	0	0	2	0	3	1.3
at Iowa State	3/4		16	1-2	.500	0-1	.000	0-0	.000	0	0	0	3	0	1	2	1	2	1.3
Utah	3/8		9	0-2	.000	0-2	.000	0-0	.000	0	0	0	1	1	1	2	1	0	1.3
vs. Iowa State	3/13		18	2-4	.500	2-4	.500	0-0	.000	0	0	0	1	0	3	0	0	6	1.4
vs. Houston	3/14		14	1-5	.200	1-4	.250	2-2	1.000	0	0	0	1	0	1	3	0	5	1.6
vs. VCU	3/20		12	0-2	.000	0-1	.000	0-0	.000	1	1	2	0	0	0	1	1	0	1.5
vs. Wisconsin	3/22		14	2-4	.500	1-2	.500	2-2	1.000	0	0	0	0	0	0	3	1	7	1.7
vs. Alabama	3/27																		
TOTAL			208	15-41	.366	12-33	.364	6-8	.750	3	6	9	13	2	12	27	5	48	1.7

## SEASON HIGHS

Points:	8	at West Virginia (2/11/25)
Rebounds:	2	vs. VCU (3/20/25)
Assists:	3	at Iowa State (3/4/25)
Steals:	3	vs. Iowa State (3/13/25)
Blocks:	1 (2x)	Utah (3/8/25)
Field Goals:	3	at West Virginia (2/11/25)
3-Pointers:	2 (2x)	vs. Iowa State (3/13/25)
Free Throws:	2 (2x)	vs. Wisconsin (3/22/25)
Minutes:	18 (2x)	vs. Iowa State (3/13/25)

## CAREER HIGHS

Points:	10	Houston Christian (11/06/23)
Rebounds:	6	Bellarmine (12/22/23)
Assists:	8	Western Oregon (12/15/22)
Steals:	4	vs. Westminster (11/29/22)
Blocks:	2 (5x)	Wyoming (12/30/23)
Field Goals:	4	Santa Clara (2/16/23)
3-Pointers:	2 (2x)	vs. Iowa State (3/13/25)
Free Throws:	2 (5x)	vs. Wisconsin (3/22/25)
Minutes:	23	vs. Westminster (11/29/22)

## BIG 12 HIGHS

Points:	8	at West Virginia (2/11/25)
Rebounds:	3	Kansas State (2/10/24)
Assists:	3	at Iowa State (3/4/25)
Steals:	2 (2x)	Kansas (2/18/25)
Blocks:	1 (2x)	Utah (3/8/25)
Field Goals:	3	at West Virginia (2/11/25)
3-Pointers:	2	at West Virginia (2/11/25)
Free Throws:	1 (2x)	at Arizona State (2/26/25)
Minutes:	18	at Arizona (2/22/25)

## PRODUCTION TRACKER

	2024-25	Career
Had a double-double	--	--
Scored 10+ points	--	1 (1-0)
Scored 20+ points	--	--
Led BYU in scoring	--	--
Led BYU in rebounds	--	--
Led BYU in assists	1 (1-0)	2 (2-0)
Led BYU in steals	5 (4-1)	10 (9-1)
Made 3+ 3-pt FGs	--	--
Had 3+ assists	1 (1-0)	7 (7-0)
Had 5+ assists	--	1 (1-0)
Had 3+ steals	1 (1-0)	4 (4-0)
Had 5+ rebounds	--	3 (3-0)
Had 10+ rebounds	--	--

## CAREER STATISTICS

YEAR	GP-GS	MPG	FG-FGA	PCT	3FG-A	PCT	FT-FTA	PCT	OFF-DEF-REB	AVG	PF-D	A	AVG	TO	BLK	AVG	STL	AVG	PTS	AVG
2021-22	11-0	2.6	2-9	.222	0-3	.000	0-0	.000	2-5-7	0.6	5-0	2	0.2	2	1	0.1	3	0.3	4	0.4
2022-23	27-0	10.2	16-64	.250	4-34	.118	5-10	.500	10-22-32	1.2	42-1	28	1.0	14	6	0.2	22	0.8	41	1.5
2023-24	26-4	9.4	22-54	.407	6-23	.261	6-10	.600	11-36-47	1.8	28-0	29	1.1	20	6	0.2	12	0.5	56	2.2
2024-25	28-0	7.4	15-41	.364	6-8	.750	6-8	.750	3-6-9	0.3	27-0	13	0.5	5	2	0.1	12	0.4	48	1.7
TOTAL	92-4	8.2	55-168	.327	22-93	.237	17-28	.607	26-69-95	1.0	102-1	72	0.8	41	15	0.2	49	0.5	149	1.6





# ELIJAH CRAWFORD

FRESHMAN | 6-2 | GUARD | AUGUSTA, GEORGIA | BREWSTER ACADEMY

## 2024-25

Made collegiate debut in season opener against Central Arkansas... finished with two points, four rebounds, two assists and a steal... scored a career-high five points in win over Wyoming at the Delta Center... made first career 3-pointer against the Cowboys...

## BEFORE BYU

Prepped at Brewster Academy... four-star recruit (247Sports, On3, ESPN)... Ranked No. 96 in ESPN 100... MaxPreps.com New Hampshire Player of the Year as a senior... averaged 12.0 points, 4.3 assists, 3.4 rebounds and 1.6 steals per game... shot 46.0 percent from the field, 40.0 percent from three and 90.0 percent from the free throw line... helped Augusta Christian win a state title as a sophomore... 15U EYBL Peach Jam Champion...

## PERSONAL

Son of Brittany Williams and Broderick Crawford... has three siblings... cousin, Vonteeگو Cummings, played at Pitt and overseas...

## 2024-25 GAME-BY-GAME

SEASON HIGHS	Points:	5 (2x)	Cincinnati (1/25/25)																																																																																																																																																																																																																																																																																																																																																																																																																																																																																																																																																																																																																																																																																																																																																																																																																																																																																																																																																																																																																																																																																																																																																																																																																																																																																																																																																																																																												
--------------	---------	--------	----------------------	--	--	--	--	--	--	--	--	--	--	--	--	--	--	--	--	--	--	--	--	--	--	--	--	--	--	--	--	--	--	--	--	--	--	--	--	--	--	--	--	--	--	--	--	--	--	--	--	--	--	--	--	--	--	--	--	--	--	--	--	--	--	--	--	--	--	--	--	--	--	--	--	--	--	--	--	--	--	--	--	--	--	--	--	--	--	--	--	--	--	--	--	--	--	--	--	--	--	--	--	--	--	--	--	--	--	--	--	--	--	--	--	--	--	--	--	--	--	--	--	--	--	--	--	--	--	--	--	--	--	--	--	--	--	--	--	--	--	--	--	--	--	--	--	--	--	--	--	--	--	--	--	--	--	--	--	--	--	--	--	--	--	--	--	--	--	--	--	--	--	--	--	--	--	--	--	--	--	--	--	--	--	--	--	--	--	--	--	--	--	--	--	--	--	--	--	--	--	--	--	--	--	--	--	--	--	--	--	--	--	--	--	--	--	--	--	--	--	--	--	--	--	--	--	--	--	--	--	--	--	--	--	--	--	--	--	--	--	--	--	--	--	--	--	--	--	--	--	--	--	--	--	--	--	--	--	--	--	--	--	--	--	--	--	--	--	--	--	--	--	--	--	--	--	--	--	--	--	--	--	--	--	--	--	--	--	--	--	--	--	--	--	--	--	--	--	--	--	--	--	--	--	--	--	--	--	--	--	--	--	--	--	--	--	--	--	--	--	--	--	--	--	--	--	--	--	--	--	--	--	--	--	--	--	--	--	--	--	--	--	--	--	--	--	--	--	--	--	--	--	--	--	--	--	--	--	--	--	--	--	--	--	--	--	--	--	--	--	--	--	--	--	--	--	--	--	--	--	--	--	--	--	--	--	--	--	--	--	--	--	--	--	--	--	--	--	--	--	--	--	--	--	--	--	--	--	--	--	--	--	--	--	--	--	--	--	--	--	--	--	--	--	--	--	--	--	--	--	--	--	--	--	--	--	--	--	--	--	--	--	--	--	--	--	--	--	--	--	--	--	--	--	--	--	--	--	--	--	--	--	--	--	--	--	--	--	--	--	--	--	--	--	--	--	--	--	--	--	--	--	--	--	--	--	--	--	--	--	--	--	--	--	--	--	--	--	--	--	--	--	--	--	--	--	--	--	--	--	--	--	--	--	--	--	--	--	--	--	--	--	--	--	--	--	--	--	--	--	--	--	--	--	--	--	--	--	--	--	--	--	--	--	--	--	--	--	--	--	--	--	--	--	--	--	--	--	--	--	--	--	--	--	--	--	--	--	--	--	--	--	--	--	--	--	--	--	--	--	--	--	--	--	--	--	--	--	--	--	--	--	--	--	--	--	--	--	--	--	--	--	--	--	--	--	--	--	--	--	--	--	--	--	--	--	--	--	--	--	--	--	--	--	--	--	--	--	--	--	--	--	--	--	--	--	--	--	--	--	--	--	--	--	--	--	--	--	--	--	--	--	--	--	--	--	--	--	--	--	--	--	--	--	--	--	--	--	--	--	--	--	--	--	--	--	--	--	--	--	--	--	--	--	--	--	--	--	--	--	--	--	--	--	--	--	--	--	--	--	--	--	--	--	--	--	--	--	--	--	--	--	--	--	--	--	--	--	--	--	--	--	--	--	--	--	--	--	--	--	--	--	--	--	--	--	--	--	--	--	--	--	--	--	--	--	--	--	--	--	--	--	--	--	--	--	--	--	--	--	--	--	--	--	--	--	--	--	--	--	--	--	--	--	--	--	--	--	--	--	--	--	--	--	--	--	--	--	--	--	--	--	--	--	--	--	--	--	--	--	--	--	--	--	--	--	--	--	--	--	--	--	--	--	--	--	--	--	--	--	--	--	--	--	--	--	--	--	--	--	--	--	--	--	--	--	--	--	--	--	--	--	--	--	--	--	--	--	--	--	--	--	--	--	--	--	--	--	--	--	--	--	--	--	--	--	--	--	--	--	--	--	--	--	--	--	--	--	--	--	--	--	--	--	--	--	--	--	--	--	--	--	--	--	--	--	--	--	--	--	--	--	--	--	--	--	--	--	--	--	--	--	--	--	--	--	--	--	--	--	--	--	--	--	--	--	--	--	--	--	--	--	--	--	--	--	--	--	--	--	--	--	--	--	--	--	--	--	--	--	--	--	--	--	--	--	--	--	--	--	--	--	--	--	--	--	--	--	--	--	--	--	--	--	--	--	--	--	--	--	--	--	--	--	--	--	--	--	--	--	--	--	--	--	--	--	--	--	--	--	--	--	--	--	--	--	--	--	--	--	--	--	--	--	--	--	--	--	--	--	--	--	--	--	--	--	--	--	--	--	--	--	--	--	--	--	--	--	--	--	--	--	--	--	--	--	--	--	--	--	--	--	--	--	--	--	--	--	--	--	--	--	--	--	--	--	--	--	--	--	--	--	--	--	--	--	--	--	--	--	--	--	--	--	--	--	--	--	--	--	--	--	--	--	--	--	--	--	--	--	--	--	--	--	--	--	--	--	--	--	--	--	--	--	--	--	--	--	--	--	--	--	--	--	--	--	--	--	--	--	--	--	--	--	--	--	--	--	--	--	--	--	--	--	--	--	--	--	--	--	--	--	--	--	--	--	--	--	--	--	--	--	--	--	--	--	--	--	--	--	--	--	--	--	--	--	--	--	--	--	--	--	--	--	--	--	--	--	--	--	--	--	--	--	--	--	--	--	--	--	--	--	--	--	--	--	--	--	--	--	--	--	--	--	--	--	--	--	--	--	--	--	--	--	--	--	--	--	--	--	--	--	--	--	--	--	--	--	--	--	--	--	--	--	--	--	--	--	--	--	--	--	--	--	--	--	--	--	--	--	--	--	--	--	--	--	--	--	--	--	--	--	--	--	--	--	--	--	--	--	--	--	--	--	--	--	--	--	--	--	--	--	--	--	--	--	--	--	--	--	--	--	--	--	--	--	--	--	--	--	--	--	--	--	--	--	--	--	--	--	--	--	--	--	--	--	--	--	--	--	--	--	--	--	--	--	--	--	--	--	--	--	--	--	--	--	--	--	--	--	--	--	--	--	--	--	--	--



# EGOR DEMIN

FRESHMAN | 6-9 | GUARD | MOSCOW, RUSSIA | REAL MADRID

## 2024-25

**Big 12 All-Freshman Team...** Honorable Mention All-Big 12... **Big 12 Newcomer of the Week** (Nov. 11, Nov. 18)... **most assist by a freshman in program history. 6th most assists in a single season in program history...4th most steals by a freshman in program history... 4th most steals per game by a freshman in program history... 6th most assists per game in program history... most assists in a debut in program history (11)... fourth-most assists by a freshmen in program history (11)... second-most 3-point field goals in a debut (4)... second-most steals in a debut (4)... one of only two Big 12 Freshman to have 10+ points and 10+ assists in collegiate debut (Oklahoma's Trae Young)... one of five freshmen since 1992 to have 15 points, seven assists, three steals and three blocks in a game...** made collegiate debut with a start against Central Arkansas... finished with a double-double (18 points, 11 assists)... also had four rebounds and four steals in 31 minutes of action... missed three games in December due to injury... **one of two NCAA DI freshman to 10 or more assists in multiple games...**

## BEFORE BYU

22nd youngest player in NCAA Division I men's basketball... Five-star recruit (247Sports)... averaged 16.0 points, 8.2 rebounds, 3.8 assists and 1.6 steals per game at 2024 Adidas Next Generation Tournament helping Real Madrid secure its second consecutive title... appeared in 21 games for Real Madrid 2 during 2023-24 Spain EBA season... averaged 13.0 points, 5.1 rebounds and 4.3 assists per game... shot 57.1 percent from the field, 33.6 percent from three and 78.4 percent from the free throw line... also played with Trinta in Moscow, Russia... three-time Russian national champion... two-time MVP of Russian National Championship...

## PERSONAL

Son of Natalia and Vladimir... has one brother... loves to cook... has different colored eyes... grew a foot in less than a year... eats with his left hand... wants to learn how to play the piano...

## 2024-25 GAME-BY-GAME

OPPONENT	DATE	GS	MIN.	FG-FGA	PCT	3FG-FGA	PCT	FT-FTA	PCT	OFF	DEF	REB	AST	BLK	STL	PF	TO	PTS	AVG
Central Arkansas	11/5	*	31	7-13	.538	4-7	.571	0-1	.000	0	4	4	11	0	4	1	2	18	18.0
UC Riverside	11/8	*	32	8-11	.727	2-5	.400	2-6	.333	1	4	5	7	0	0	1	2	20	19.0
Queens	11/13	*	27	6-9	.667	2-4	.500	0-0	.000	0	3	3	5	0	2	0	3	14	17.3
Idaho	11/16	*	30	5-8	.625	3-4	.750	3-3	1.000	0	2	2	7	3	3	0	1	16	17.0
Mississippi Valley	11/23	*	28	3-4	.750	2-3	.667	0-0	.000	1	5	6	6	1	3	0	3	8	15.2
vs. Ole Miss	11/28	*	37	5-13	.385	2-9	.222	4-7	.571	0	3	3	4	1	1	2	5	16	15.3
vs. NC State	11/29	*	28	3-7	.429	0-2	.000	2-2	1.000	4	7	11	4	1	0	4	2	8	14.3
at Providence	12/3	*	22	0-10	.000	0-5	.000	6-6	1.000	0	3	3	2	0	0	0	1	6	13.3
Fresno State	12/11																		
vs. Wyoming	12/14																		
Florida A&M	12/20																		
Arizona State	12/31	*	30	2-8	.250	0-5	.000	0-0	.000	0	4	4	7	0	2	0	5	4	12.2
at Houston	1/4	*	26	1-6	.167	0-3	.000	1-2	.500	0	3	3	7	0	1	1	3	3	11.3
Texas Tech	1/7	*	29	4-12	.333	1-5	.200	3-4	.750	0	4	4	6	0	2	1	2	12	11.4
at TCU	1/11	*	28	3-8	.375	0-3	.000	2-3	.667	0	2	2	4	0	0	3	4	8	11.1
Oklahoma State	1/14	*	29	3-9	.333	1-4	.250	3-5	.600	0	5	5	8	2	2	1	3	10	11.0
at Utah	1/18	*	30	4-12	.333	1-5	.200	0-2	.000	0	6	6	2	0	0	2	1	9	10.9
at Colorado	1/21	*	29	4-7	.571	0-2	.000	0-0	.000	0	2	2	7	2	4	4	2	8	10.7
Cincinnati	1/25	*	25	3-5	.600	3-5	.600	6-7	.857	0	5	5	7	0	0	1	3	15	10.9
Baylor	1/28	*	26	5-10	.500	1-5	.200	4-5	.800	1	1	2	6	0	1	2	4	15	11.2
at UCF	2/1	*	27	1-3	.333	1-3	.333	0-0	.000	0	3	3	6	0	0	3	5	3	10.7
Arizona	2/4	*	29	7-20	.350	2-9	.222	0-3	.000	0	3	3	3	1	0	1	4	16	11.0
at Cincinnati	2/8	*	26	5-13	.385	1-6	.167	1-1	1.000	0	0	0	2	0	1	0	2	12	11.1
at West Virginia	2/11	*	24	6-12	.500	1-4	.250	3-4	.750	1	2	3	2	0	1	1	3	16	11.3
Kansas State	2/15	*	25	2-4	.500	1-2	.500	0-0	.000	0	1	1	8	0	0	3	2	5	11.0
Kansas	2/18	*	24	2-7	.286	1-5	.200	2-2	1.000	0	3	3	5	0	1	0	2	7	10.8
at Arizona	2/22	*	27	6-11	.545	1-5	.200	0-1	.000	0	2	2	8	0	1	1	6	13	10.9
at Arizona State	2/26	*	26	1-6	.167	0-1	.000	0-1	.000	0	4	4	10	0	1	1	4	2	10.6
West Virginia	3/1	*	24	4-10	.400	2-3	.667	5-7	.714	0	6	6	3	0	0	0	1	15	10.7
at Iowa State	3/4	*	34	3-9	.333	2-6	.333	4-4	1.000	1	5	6	3	0	2	0	6	12	10.8
Utah	3/8	*	26	5-11	.455	0-3	.000	0-0	.000	0	7	7	6	0	0	2	1	10	10.8
vs. Iowa State	3/13	*	20	1-4	.250	1-3	.333	0-0	.000	0	3	3	3	1	1	0	4	3	10.5
vs. Houston	3/14	*	25	2-9	.222	1-7	.143	1-1	1.000	0	3	3	4	0	2	2	5	6	10.3
vs. VCU	3/20	*	31	6-11	.545	3-7	.429	0-0	.000	0	4	4	2	0	0	2	4	15	10.5
vs. Wisconsin	3/22	*	27	3-10	.300	2-6	.333	3-3	1.000	0	8	8	8	0	1	1	1	11	10.5
vs. Alabama	3/27																		
TOTAL			881	120-292	.411	41-146	.281	55-80	.688	9	117	126	173	12	36	40	96	336	10.5

## SEASON HIGHS

Points:	20	UC Riverside (11/8/24)
Rebounds:	11	vs. NC State (11/29/24)
Assists:	11	Central Arkansas (11/5/24)
Steals:	4 (2x)	at Colorado (1/21/25)
Blocks:	3	Idaho (11/16/24)
Field Goals:	8	UC Riverside (11/8/24)
3-Pointers:	4	Central Arkansas (11/5/24)
Free Throws:	6 (2x)	Cincinnati (1/25/25)
Minutes:	37	vs. Ole Miss (11/28/24)

## CAREER HIGHS

Points:	20	UC Riverside (11/8/24)
Rebounds:	11	vs. NC State (11/29/24)
Assists:	11	Central Arkansas (11/5/24)
Steals:	4 (2x)	at Colorado (1/21/25)
Blocks:	3	Idaho (11/16/24)
Field Goals:	8	UC Riverside (11/8/24)
3-Pointers:	4	Central Arkansas (11/5/24)
Free Throws:	6 (2x)	Cincinnati (1/25/25)
Minutes:	37	vs. Ole Miss (11/28/24)

## BIG 12 HIGHS

Points:	16 (2x)	at West Virginia (2/11/25)
Rebounds:	7	Utah (3/8/25)
Assists:	10	at Arizona State (2/26/25)
Steals:	4	at Colorado (1/21/25)
Blocks:	2 (2x)	at Colorado (1/21/25)
Field Goals:	7	Arizona (2/4/25)
3-Pointers:	3	Cincinnati (1/25/25)
Free Throws:	6	Cincinnati (1/25/25)
Minutes:	34	at Iowa State (3/4/25)

## PRODUCTION TRACKER

	2024-25	Career
Had a double-double	1 (1-0)	1 (1-0)
Scored 10+ points	18 (14-4)	18 (14-4)
Scored 20+ points	1 (1-0)	1 (1-0)
Led BYU in scoring	4 (3-1)	4 (3-1)
Led BYU in rebounds	3 (3-0)	3 (3-0)
Led BYU in assists	22 (18-4)	22 (18-4)
Led BYU in steals	10 (8-2)	10 (8-2)
Made 3+ 3-pt FGs	4 (4-0)	4 (4-0)
Had 5+ assists	19 (17-2)	19 (17-2)
Had 10+ assists	2 (2-0)	2 (2-0)
Had 3+ steals	4 (4-0)	4 (4-0)
Had 5+ rebounds	10 (9-1)	10 (9-1)
Had 10+ rebounds	1 (1-0)	1 (1-0)

## CAREER STATISTICS

YEAR	GP-GS	MPG	FG-FGA	PCT	3FG-A	PCT	FT-FTA	PCT	OFF-DEF-REB	AVG	PF-D	A	AVG	TO	BLK	AVG	STL	AVG	PTS	AVG
2024-25	32-32	27.5	120-292	.411	41-146	.281	55-80	.688	9-117-126	3.9	40-0	173	5.4	96	12	0.4	36	1.1	336	10.5
TOTAL	32-32	27.5	120-292	.411	41-146	.281	55-80	.688	9-117-126	3.9	40-0	173	5.4	96	12	0.4	36	1.1	336	10.5







# BRODY KOZLOWSKI

FRESHMAN | 6-8 | FORWARD | DRAPER, UTAH | CORNER CANYON HIGH SCHOOL

### 2024-25

Made collegiate debut in win over Queens... recorded in one steal in six minutes of action... scored career-high eight points in win over Florida A&M... went 2-of-3 from 3-point range in 13 minutes of action... also went 2-of-2 from the free throw line... out for the season...

### BEFORE BYU

Prepped at Corner Canyon High School... valedictorian... four-star recruit (ESPN, rivals.com)... No. 94 player in ESPN Top 100... McDonald's All-American nominee... two-time Utah 6A Player of the Year... averaged 20.4 points and 8.6 rebounds per game as a senior... recorded four double-doubles including 29-point, 16-rebound performance against Copper Hills... averaged 16.9 points and 10.9 rebounds per game as a junior... named MaxPreps Utah Player of the Year... Adidas All-American... helped Utah Prospects win Adidas 17U... all-state as a sophomore... originally signed with USC prior to transferring to BYU...

### PERSONAL

Son of Kristen and Travis Kozlowski... has four siblings... mom appeared in 75 games including 40 starts for the BYU women's basketball team from 2001-05... dad played out-side linebacker for BYU... grandpa, Richard Kozlowski, played football at BYU and Iowa...

### 2024-25 GAME-BY-GAME

SEASON HIGHS	Points:	8	Florida A&M (12/20/24)
	Rebounds:	3	Florida A&M (12/20/24)
	Assists:	--	--
	Steals:	1	Queens (11/13/24)
	Blocks:	--	--
	Field Goals:	2	Florida A&M (12/20/24)
	3-Pointers:	2	Florida A&M (12/20/24)
	Free Throws:	2	Florida A&M (12/20/24)
	Minutes:	13	Florida A&M (12/20/24)
CAREER HIGHS	Points:	8	Florida A&M (12/20/24)
	Rebounds:	3	Florida A&M (12/20/24)
	Assists:	--	--
	Steals:	1	Queens (11/13/24)
	Blocks:	--	--
	Field Goals:	2	Florida A&M (12/20/24)
	3-Pointers:	2	Florida A&M (12/20/24)
	Free Throws:	2	Florida A&M (12/20/24)
	Minutes:	13	Florida A&M (12/20/24)
BIG 12 HIGHS	Points:	--	--
	Rebounds:	--	--
	Assists:	--	--
	Steals:	--	--
	Blocks:	--	--
	Field Goals:	--	--
	3-Pointers:	--	--
	Free Throws:	--	--
	Minutes:	4	at Houston (1/4/25)
PRODUCTION TRACKER	Had a double-double	--	--
	Scored 10+ points	--	--
	Scored 20+ points	--	--
	Led BYU in scoring	--	--
	Led BYU in rebounds	--	--
	Led BYU in assists	--	--
	Led BYU in steals	--	--
	Made 3+ 3-pt FGS	--	--
	Had 5+ 3-pt FGS	--	--
	Had 3+ assists	--	--
2024-25	Had 3+ steals	--	--
	Had 5+ rebounds	--	--
	Had 10+ rebounds	--	--
Career			

OPPONENT	DATE	GS	MIN.	FG-FGA	PCT	3FG-FGA	PCT	FT-FTA	PCT	OFF	DEF	REB	AST	BLK	STL	PF	TO	PTS	AVG
Central Arkansas	11/5																		
UC Riverside	11/8																		
Queens	11/13		6	0-0	.000	0-0	.000	0-0	.000	0	0	0	0	0	1	1	0	0	0.0
Idaho	11/16		1	0-0	.000	0-0	.000	0-0	.000	0	1	1	0	0	0	0	0	0	0.0
Mississippi Valley	11/23		2	0-0	.000	0-0	.000	0-0	.000	0	0	0	0	0	0	0	0	0	0.0
vs. Ole Miss	11/28																		
vs. NC State	11/29																		
at Providence	12/3																		
Fresno State	12/11		1	0-0	.000	0-0	.000	0-0	.000	0	0	0	0	0	0	0	0	0	0.0
vs. Wyoming	12/14		1	0-0	.000	0-0	.000	0-0	.000	0	0	0	0	0	0	0	0	0	0.0
Florida A&M	12/20		13	2-3	.667	2-3	.667	2-2	1.000	0	3	3	0	0	0	0	1	8	1.3
Arizona State	12/31		1	0-0	.000	0-0	.000	0-0	.000	0	0	0	0	0	0	0	0	0	1.1
at Houston	1/4		4	0-1	.000	0-1	.000	0-0	.000	0	0	0	0	0	0	0	0	0	1.0
Texas Tech	1/7																		
at TCU	1/11																		
Oklahoma State	1/14																		
at Utah	1/18																		
at Colorado	1/21																		
Cincinnati	1/25		1	0-0	.000	0-0	.000	0-0	.000	0	0	0	0	0	0	0	0	0	0.9
Baylor	1/28																		
at UCF	2/1																		
Arizona	2/4																		
at Cincinnati	2/8																		
at West Virginia	2/11																		
Kansas State	2/15																		
Kansas	2/18																		
at Arizona	2/22																		
at Arizona State	2/26																		
West Virginia	3/1																		
at Iowa State	3/4																		
Utah	3/8																		
vs. Iowa State	3/13																		
vs. Houston	3/14																		
vs. VCU	3/20																		
vs. Wisconsin	3/22																		
vs. Alabama	3/27																		
TOTAL			30	2-4	.500	2-4	.500	2-2	1.000	0	4	4	0	0	1	1	1	8	0.9

### CAREER STATISTICS

YEAR	GP-GS	MPG	FG-FGA	PCT	3FG-A	PCT	FT-FTA	PCT	OFF-DEF-REB	AVG	PF-D	A	AVG	TO	BLK	AVG	STL	AVG	PTS	AVG
2024-25	9-0	3.3	2-4	.500	2-4	.500	2-2	1.000	0-4-4	0.4	1-0	0	0.0	1	0	0.0	1	0.1	8	0.9
TOTAL	9-0	3.3	2-4	.500	2-4	.500	2-2	1.000	0-4-4	0.4	1-0	0	0.0	1	0	0.0	1	0.1	8	0.9





# MIHAILO BOSKOVIC

JUNIOR | 6-10 | FORWARD | UZICE, SERBIA | IGONEA M-TEL

### 2024-25

**Third-most blocks in a debut in program history (2)...** made collegiate debut in win over Central Arkansas... finished with 11 points, three rebounds, two assists and two blocks in 19 minutes off the bench... went 5-of-7 from the field... 1-of-3 from 3-point range... scored in double figures, 10, against No. 23 Ole Miss... knocked down two 3-pointers... scored a Big 12-high eight points in loss at Cincinnati... tied career-high with two 3-pointers... tied a career-high with 11 points in win over Utah in regular season finale... went 4-of-4 from the free throw line... scored 10 points in win over No. 12 Iowa State... knocking down career-high three 3-pointers...

### BEFORE BYU

Named 2022 FIBA U20 European Championship, Division B Most Valuable Player... averaged 12.3 points, 6.6 rebounds, 2.1 assists and a block per game helping Serbia go undefeated and claim the title... most recently played for KK Igokea in Bosnia's top league... also spent two seasons at KK Dynamic of the Serbian KLS... appeared in 28 games including 26 starts in 2022-23... averaged 13.1 points, 5.9 rebounds, 1.5 blocks and 1.2 assists per game... shot 38.3 percent from the field, 33.3 percent from three and 64.7 percent from the free throw line... appeared in 30 games with 14 starts in 2021-22... average 10.4 points and 5.6 rebounds per game... made three appearances for Slobod UZice U19 in 2020-21...

### PERSONAL

Son of Ana and Stevan Boskovic... oldest of three kids... brother, Marko... sister, Milica... enjoys watching movies, action and comedy... played soccer and water polo growing up... learned english from watching the Disney Channel at his grandparents house...

SEASON HIGHS	Points:	11 (2x)	Utah (3/8/25)
	Rebounds:	5 (2x)	vs. Iowa State (3/13/25)
	Assists:	2 (3x)	Utah (3/8/25)
	Steals:	2	at Colorado (1/21/25)
	Blocks:	2	Central Arkansas (11/5/24)
	Field Goals:	5	Central Arkansas (11/5/24)
	3-Pointers:	3	vs. Iowa State (3/13/25)
	Free Throws:	4	Utah (3/8/25)
Minutes:	21	vs. Iowa State (3/13/25)	

CAREER HIGHS	Points:	11 (2x)	Utah (3/8/25)
	Rebounds:	5 (2x)	vs. Iowa State (3/13/25)
	Assists:	2 (3x)	Utah (3/8/25)
	Steals:	2	at Colorado (1/21/25)
	Blocks:	2	Central Arkansas (11/5/24)
	Field Goals:	5	Central Arkansas (11/5/24)
	3-Pointers:	3	vs. Iowa State (3/13/25)
	Free Throws:	4	Utah (3/8/25)
Minutes:	21	vs. Iowa State (3/13/25)	

BIG 12 HIGHS	Points:	11	Utah (3/8/25)
	Rebounds:	4	Kansas (2/18/25)
	Assists:	2	Utah (3/8/25)
	Steals:	2	at Colorado (1/21/25)
	Blocks:	--	--
	Field Goals:	3 (2x)	Utah (3/8/25)
	3-Pointers:	2	at Cincinnati (2/8/25)
	Free Throws:	4	Utah (3/8/25)
Minutes:	20	at Iowa State (3/4/25)	

PRODUCTION TRACKER		2024-25	Career
	Had a double-double	--	--
	Scored 10+ points	4 (3-1)	4 (3-1)
	Scored 20+ points	--	--
	Led BYU in scoring	--	--
	Led BYU in rebounds	--	--
	Led BYU in assists	--	--
	Led BYU in blocks	1 (1-0)	1 (1-0)
	Made 3+ 3-pt FGs	1 (1-0)	1 (1-0)
	Had 3+ assists	--	--
	Had 3+ blocks	--	--
	Had 3+ steals	--	--
	Had 5+ rebounds	2 (2-0)	2 (2-0)
	Had 10+ rebounds	--	--

### 2024-25 GAME-BY-GAME

OPPONENT	DATE	GS	MIN.	FG-FGA	PCT	3FG-FGA	PCT	FT-FTA	PCT	OFF	DEF	REB	AST	BLK	STL	PF	TO	PTS	AVG
Central Arkansas	11/5		19	5-7	.714	1-3	.333	0-0	.000	1	2	3	2	2	1	0	2	11	11.0
UC Riverside	11/8		16	1-2	.500	0-1	.000	2-2	1.000	0	1	1	0	1	1	4	1	4	7.5
Queens	11/13		11	2-6	.333	1-3	.333	2-2	1.000	0	1	1	0	0	1	0	0	7	7.3
Idaho	11/16		16	0-2	.000	0-2	.000	0-0	.000	0	1	1	2	0	1	1	2	0	5.5
Mississippi Valley	11/23		13	2-4	.500	0-2	.000	0-1	.000	0	5	5	0	0	1	0	0	4	5.2
vs. Ole Miss	11/28		17	3-5	.600	2-4	.500	2-2	1.000	0	1	1	0	0	0	1	1	10	6.0
vs. NC State	11/29		8	1-3	.333	1-1	1.000	0-0	.000	2	0	2	0	0	0	1	3	3	5.6
at Providence	12/3		14	0-2	.000	0-1	.000	0-1	.000	2	0	2	0	0	0	0	0	0	4.9
Fresno State	12/11		14	0-2	.000	0-2	.000	0-0	.000	0	2	2	0	0	0	1	2	0	4.3
vs. Wyoming	12/14		16	0-2	.000	0-2	.000	2-2	1.000	0	3	3	1	0	0	0	1	2	4.1
Florida A&M	12/20		20	1-6	.167	0-3	.000	3-4	.750	0	4	4	0	0	0	0	1	5	4.2
Arizona State	12/31																		
at Houston	1/4		13	1-2	.500	1-2	.500	2-2	1.000	0	2	2	1	0	0	0	0	5	4.3
Texas Tech	1/7																		
at TCU	1/11																		
Oklahoma State	1/14																		
at Utah	1/18		3	1-1	1.000	0-0	.000	0-0	.000	1	0	1	0	0	0	1	0	2	4.1
at Colorado	1/21		9	0-0	.000	0-0	.000	1-2	.500	1	2	3	1	0	2	2	0	1	3.9
Cincinnati	1/25		1	0-0	.000	0-0	.000	0-0	.000	0	0	0	0	0	0	0	0	0	3.6
Baylor	1/28		1	0-0	.000	0-0	.000	0-0	.000	0	0	0	0	0	0	0	0	0	3.4
at UCF	2/1		1	0-0	.000	0-0	.000	0-0	.000	0	0	0	0	0	0	0	0	0	3.2
Arizona	2/4																		
at Cincinnati	2/8		9	3-6	.500	2-4	.500	0-0	.000	0	1	1	1	0	0	1	1	9	3.4
at West Virginia	2/11		9	2-4	.500	1-2	.500	1-1	1.000	0	2	2	0	0	0	3	0	6	3.6
Kansas State	2/15		16	1-4	.250	0-2	.000	0-0	.000	0	1	1	1	0	0	2	0	2	3.5
Kansas	2/18		11	1-1	1.000	0-0	.000	2-2	1.000	0	4	4	0	0	1	0	0	4	3.5
at Arizona	2/22		5	0-2	.000	0-1	.000	0-0	.000	0	0	0	0	0	0	2	0	0	3.4
at Arizona State	2/26		4	0-1	.000	0-1	.000	0-0	.000	0	0	0	0	0	0	1	0	0	3.2
West Virginia	3/1		7	2-3	.667	0-1	.000	0-0	.000	0	0	0	0	0	0	0	0	4	3.3
at Iowa State	3/4		20	2-3	.667	1-2	.500	0-0	.000	0	1	1	0	0	0	3	1	5	3.3
Utah	3/8		17	3-7	.429	1-5	.200	4-4	1.000	0	3	3	2	0	1	2	1	11	3.6
vs. Iowa State	3/13		21	3-8	.375	3-7	.429	1-2	.500	0	5	5	1	1	1	1	2	10	3.9
vs. Houston	3/14		5	0-3	.000	0-2	.000	0-0	.000	1	0	1	0	0	0	2	0	0	3.7
vs. VCU	3/20																		
vs. Wisconsin	3/22		6	1-4	.250	1-3	.333	0-0	.000	0	2	2	0	0	0	0	0	3	3.7
vs. Alabama	3/27																		
TOTAL			322	35-90	.389	15-56	.268	22-27	.815	8	43	51	12	4	10	28	18	107	3.7

### CAREER STATISTICS

YEAR	GP-GS	MPG	FG-FGA	PCT	3FG-A	PCT	FT-FTA	PCT	OFF-DEF-REB	AVG	PF-D	A	AVG	TO	BLK	AVG	STL	AVG	PTS	AVG
2024-25	29-0	11.1	35-90	.389	15-56	.268	22-27	.815	8-43-51	1.8	28-0	12	0.4	18	4	0.1	10	0.4	107	3.7
TOTAL	29-0	11.1	35-90	.389	15-56	.268	22-27	.815	8-43-51	1.8	28-0	12	0.4	18	4	0.1	10	0.4	107	3.7





# KANON CATCHINGS

FRESHMAN | 6-9 | FORWARD | BROWNSBURG, INDIANA | OVERTIME ELITE

**2024-25**  
4th most 3-point field goals by a freshman in program history... 5th most 3-point field goal attempts by freshman in program history... second-most 3-point field goals in a debut (4)... second-most 3-point attempts in a debut (11)... second-most blocks in a debut (3)... Eighth-most 3-point field goals in a single game by a freshman in program history (5)... 3rd most 3 3-pointer games in program history (6)... made collegiate debut in win over Central Arkansas... finished with 17 points, three rebounds, three blocks and an assist... scored career-high 23 points in overtime win over Baylor... in win over Bears, became just freshman this century to go 8-of-8 from the field with atleast three 3-pointers and three three throws... also tied program record for highest points available percentage... freshman record for most made field goals with no misses...

**BEFORE BYU**  
Four-star recruit (ESPN, 247Sports, On3)... No. 35 player in ESPN Top 100... attended Damian Lillard's Formula Zero during the summer... first player from Indiana to play for Overtime Elite... averaged 14.4 points and 5.7 rebounds per game with OTE's Cold Hearts... prepped at Brownsburg High School... averaged 17.5 points and 4.8 rebounds per game as a junior...

**PERSONAL**  
Mother, Tauja, played college basketball at Illinois... two-time All-American... Six-time All-Big Ten... Big Ten All-Freshman Team... member of Illinois' first Big Ten title in 1997... one of 12 players in program history to score over 1,500 points... also ranks third in program history in offensive rebounds (373), sixth in games played (122), seventh in assists (342), eighth in steals (211) and eighth in total rebounds (825)... drafted by Phoenix Mercury with 37th pick of the 2000 WNBA Draft, becoming Illinois' first-ever WNBA Draft pick... grandfather, Harvey, spent 11 seasons in the NBA and is one 43 NBA players to record 10 or more blocks in a single game... aunt, Tamika, was a four-time Olympic Gold Medalist while also being named a WNBA MVP and 10-time All-Star...

SEASON HIGHS	Points:	23	Baylor (1/28/25)
	Rebounds:	7	at Providence (12/3/24)
	Assists:	3 (3x)	Florida A&M (12/20/24)
	Steals:	3	at Utah (1/18/25)
	Blocks:	3	Central Arkansas (11/5/24)
	Field Goals:	8 (2x)	Baylor (1/28/25)
	3-Pointers:	5	vs. Ole Miss (11/28/24)
	Free Throws:	5	at West Virginia (2/11/25)
	Minutes:	32	vs. Ole Miss (11/28/24)

CAREER HIGHS	Points:	23	Baylor (1/28/25)
	Rebounds:	7	at Providence (12/3/24)
	Assists:	3 (3x)	Florida A&M (12/20/24)
	Steals:	3	at Utah (1/18/25)
	Blocks:	3	Central Arkansas (11/5/24)
	Field Goals:	8 (2x)	Baylor (1/28/25)
	3-Pointers:	5	vs. Ole Miss (11/28/24)
	Free Throws:	5	at West Virginia (2/11/25)
	Minutes:	32	vs. Ole Miss (11/28/24)

BIG 12 HIGHS	Points:	23	Baylor (1/28/25)
	Rebounds:	5	at UCF (2/1/25)
	Assists:	1 (4x)	at Cincinnati (2/8/25)
	Steals:	3	at Utah (1/18/25)
	Blocks:	1 (4x)	Kansas State (2/15/25)
	Field Goals:	8	Baylor (1/28/25)
	3-Pointers:	4 (2x)	at Arizona (2/22/25)
	Free Throws:	5	at West Virginia (2/11/25)
	Minutes:	26	at Houston (1/4/25)

PRODUCTION TRACKER		2024-25	Career
	Had a double-double	--	--
	Scored 10+ points	9 (8-1)	9 (8-1)
	Scored 20+ points	2 (2-0)	2 (2-0)
	Led BYU in scoring	3 (2-1)	3 (2-1)
	Led BYU in rebounds	--	--
	Led BYU in assists	--	--
	Led BYU in steals	5 (2-3)	5 (2-3)
	Made 3+ 3-pt FGs	7 (6-1)	7 (6-1)
	Had 3+ assists	3 (3-0)	3 (3-0)
	Had 5+ assists	--	--
	Had 3+ steals	1 (0-1)	1 (0-1)
	Had 5+ rebounds	4 (3-1)	4 (3-1)
	Had 10+ rebounds	--	--

2024-25 GAME-BY-GAME																			
OPPONENT	DATE	GS	MIN.	FG-FGA	PCT	3FG-FGA	PCT	FT-FTA	PCT	OFF	DEF	REB	AST	BLK	STL	PF	TO	PTS	AVG
Central Arkansas	11/5	*	26	6-13	.462	4-11	.364	1-2	.500	0	3	3	1	3	1	0	2	17	17.0
UC Riverside	11/8	*	27	4-11	.364	1-6	.167	0-0	.000	1	4	5	0	2	1	2	1	9	13.0
Queens	11/13	*	22	4-14	.286	1-7	.143	0-0	.000	2	4	6	2	0	2	0	0	9	11.7
Idaho	11/16	*	26	2-7	.286	1-5	.200	3-7	.429	0	2	2	1	1	1	1	1	8	10.8
Mississippi Valley	11/23	*	24	5-10	.500	2-6	.333	2-3	.667	2	1	3	3	1	1	0	1	14	11.4
vs. Ole Miss	11/28	*	32	6-14	.429	5-10	.500	0-1	.000	2	2	4	0	0	0	4	3	17	12.3
vs. NC State	11/29	*	25	2-5	.400	2-3	.667	1-2	.500	1	0	1	2	0	0	3	1	7	11.6
at Providence	12/3	*	23	1-8	.125	1-4	.250	0-1	.000	5	2	7	2	1	0	1	1	3	10.5
Fresno State	12/11	*	29	4-11	.364	1-7	.143	1-1	1.0000	0	4	4	3	0	0	0	1	10	10.4
vs. Wyoming	12/14	*	21	3-7	.429	0-2	.000	2-4	.500	0	2	2	0	1	0	2	0	8	10.2
Florida A&M	12/20	*	26	8-12	.667	4-7	.571	1-2	.500	1	3	4	3	0	2	0	2	21	11.2
Arizona State	12/31	*	23	4-9	.444	3-7	.429	0-0	.000	0	2	2	0	1	1	2	1	11	11.2
at Houston	1/4	*	26	2-5	.400	1-3	.333	1-2	.500	2	0	2	1	1	1	2	0	6	10.8
Texas Tech	1/7	*	19	2-4	.500	0-2	.000	2-4	.500	1	1	2	0	0	0	2	0	6	10.4
at TCU	1/11	*	9	1-1	1.000	0-0	.000	1-2	.500	0	2	2	0	0	1	2	3	3	9.9
Oklahoma State	1/14		7	0-1	.000	0-1	.000	0-0	.000	0	0	0	0	0	0	3	0	0	9.3
at Utah	1/18		12	1-6	.167	1-5	.200	0-0	.000	0	0	0	0	0	3	2	2	3	8.9
at Colorado	1/21		14	1-4	.250	1-3	.333	2-3	.667	0	0	0	1	0	0	1	1	5	8.7
Cincinnati	1/25		16	3-5	.600	3-4	.750	0-0	.000	0	2	2	0	0	1	0	0	9	8.7
Baylor	1/28		25	8-8	1.000	4-4	1.000	3-3	1.000	0	1	1	0	1	0	0	0	23	9.5
at UCF	2/1		12	0-4	.000	0-2	.000	0-0	.000	0	5	5	1	0	0	0	2	0	9.0
Arizona	2/4		14	1-5	.200	1-5	.200	0-0	.000	1	0	1	0	0	0	1	0	3	8.7
at Cincinnati	2/8		15	1-2	.500	1-2	.500	0-0	.000	0	0	0	1	0	0	2	0	3	8.5
at West Virginia	2/11		18	2-4	.500	2-3	.667	5-6	.833	0	4	4	0	0	0	0	1	11	8.6
Kansas State	2/15		8	0-2	.000	0-2	.000	0-0	.000	0	1	1	0	1	0	0	1	0	8.2
Kansas	2/18		2	0-0	.000	0-0	.000	0-0	.000	1	0	1	0	0	0	0	0	0	7.9
at Arizona	2/22		15	4-6	.667	4-6	.667	2-3	.667	0	0	0	0	0	2	1	1	14	8.1
at Arizona State	2/26		10	0-3	.000	0-3	.000	0-0	.000	0	1	1	0	0	1	2	0	0	7.9
West Virginia	3/1		4	0-1	.000	0-1	.000	0-0	.000	0	1	1	0	0	0	1	0	0	7.6
at Iowa State	3/4																		
Utah	3/8																		
vs. Iowa State	3/13																		
vs. Houston	3/14																		
vs. VCU	3/20		4	0-0	.000	0-0	.000	0-0	.000	0	0	0	0	0	0	1	0	0	7.3
vs. Wisconsin	3/22																		
vs. Alabama	3/27																		
TOTAL			534	75-182	.412	43-121	.355	27-46	.587	19	47	66	21	13	18	36	24	220	7.3

CAREER STATISTICS																				
YEAR	GP-GS	MPG	FG-FGA	PCT	3FG-A	PCT	FT-FTA	PCT	OFF-DEF-REB	AVG	PF-D	A	AVG	TO	BLK	AVG	STL	AVG	PTS	AVG
2024-25	30-15	17.8	75-182	.412	43-121	.355	27-46	.587	19-47-66	2.2	36-0	21	0.7	24	13	0.4	18	0.6	220	7.3
TOTAL	30-15	17.8	75-182	.412	43-121	.355	27-46	.587	19-47-66	2.2	36-0	21	0.7	24	13	0.4	18	0.6	220	7.3







Joined the team in December...

Part of NBA Academy Africa... spent three years playing in Basketball Africa League (BAL) including a season under current BYU assistant coach Will Voigt... ranked third in steals per game (2.5) at 2023 NBA Academy Games in Atlanta, Ga... also ranked 10th in rebounds per game...

[illegible]

## SEASON HIGHS

Points:	--	--
Rebounds:	--	--
Assists:	--	--
Steals:	--	--
Blocks:	--	--
Field Goals:	--	--
3-Pointers:	--	--
Free Throws:	--	--
Minutes:	--	--

## CAREER HIGHS

Points:	--	--
Rebounds:	--	--
Assists:	--	--
Steals:	--	--
Blocks:	--	--
Field Goals:	--	--
3-Pointers:	--	--
Free Throws:	--	--
Minutes:	--	--

## BIG 12 HIGHS

Points:	--	--
Rebounds:	--	--
Assists:	--	--
Steals:	--	--
Blocks:	--	--
Field Goals:	--	--
3-Pointers:	--	--
Free Throws:	--	--
Minutes:	--	--

## PRODUCTION TRACKER

	2024-25	Career
Had a double-double	--	--
Scored 10+ points	--	--
Scored 20+ points	--	--
Led BYU in scoring	--	--
Led BYU in rebounds	--	--
Led BYU in assists	--	--
Led BYU in steals	--	--
Made 3+ 3-pt FGs	--	--
Had 3+ assists	--	--
Had 5+ assists	--	--
Had 3+ steals	--	--
Had 5+ rebounds	--	--
Had 10+ rebounds	--	--

YEAR	GP-GS	MPG	FG-FGA	PCT	3FG-A	PCT	FT-FTA	PCT	OFF-DEF-REB	AVG	PF-D	A	AVG	TO	BLK	AVG	STL	AVG	PTS	AVG
2024-25	0-0	0.0	0-0	.000	0-0	.000	0-0	.000	0-0-0	0.0	0-0	0	0.0	0	0	0.0	0	0.0	0	0.0
TOTAL	0-0	0.0	0-0	.000	0-0	.000	0-0	.000	0-0-0	0.0	0-0	0	0.0	0	0	0.0	0	0.0	0	0.0





# TOWNSEND TRIPPLE

SOPHOMORE | 6-8 | FORWARD | MERIDIAN, IDAHO | ROCKY MOUNTAIN HIGH SCHOOL

**2024-25**  
Made season debut in win over Queens... recorded a block in two minutes of action...

**2023-24**  
Appeared in 14 of 33 games for the Cougars... shooting 90.0 percent from the free throw line... made collegiate debut against Houston Christian... scored a career-high six points in win over Bellarmine... **shooting 100.0 percent (5-of-5) from inside the arc this season...** played a career-high eight minutes at Texas Tech... connected on first career 3-pointer against Red Raiders...

**2020-21**  
Did not see action on the court during his first season in Provo...

**BEFORE BYU**  
Played at Rocky Mountain High School for Dane Roy... averaged 15 points, 5.1 rebounds and 1.3 blocks as a senior... first team all-state... second-team all-state honors as a junior... invited to first-ever NCAA College Basketball Academy...

**PERSONAL**  
Nickname is "Tripp" ... son of Wendy and Trent Tripple... has two sisters, Tayzie and Tennessee... dad played football at Air Force... sister, Tayzie, plays rugby at BYU... grandpa, Tony Tripple, played football at BYU... plays the piano... learning the guitar...

## 2024-25 GAME-BY-GAME

OPPONENT	DATE	GS	MIN.	FG-FGA	PCT	3FG-FGA	PCT	FT-FTA	PCT	OFF	DEF	REB	AST	BLK	STL	PF	TO	PTS	AVG
Central Arkansas	11/5																		
UC Riverside	11/8																		
Queens	11/13		2	0-0	.000	0-0	.000	0-0	.000	0	0	0	0	1	0	0	0	0	0.0
Idaho	11/16																		
Mississippi Valley	11/23		2	0-0	.000	0-0	.000	0-0	.000	0	0	0	0	0	0	0	0	0	0.0
vs. Ole Miss	11/28																		
vs. NC State	11/29																		
at Providence	12/3																		
Fresno State	12/11																		
vs. Wyoming	12/14		1	0-0	.000	0-0	.000	0-0	.000	0	1	1	0	0	0	1	0	0	0.0
Florida A&M	12/20		2	0-0	.000	0-0	.000	0-0	.000	0	0	0	0	0	0	0	0	0	0.0
Arizona State	12/31																		
at Houston	1/4																		
Texas Tech	1/7																		
at TCU	1/11																		
Oklahoma State	1/14																		
at Utah	1/18																		
at Colorado	1/21																		
Cincinnati	1/25																		
Baylor	1/28																		
at UCF	2/1																		
Arizona	2/4																		
at Cincinnati	2/8																		
at West Virginia	2/11																		
Kansas State	2/15																		
Kansas	2/18																		
at Arizona	2/22																		
at Arizona State	2/26																		
West Virginia	3/1		2	0-0	.000	0-0	.000	0-0	.000	1	0	1	0	0	0	0	1	0	0.0
at Iowa State	3/4																		
Utah	3/8																		
vs. Iowa State	3/13																		
vs. Houston	3/14																		
vs. VCU	3/20																		
vs. Wisconsin	3/22																		
vs. Alabama	3/27																		
TOTAL			8	0-0	.000	0-0	.000	0-0	.000	1	1	2	0	1	0	1	1	0	0.0

### SEASON HIGHS

Points:	--	--
Rebounds:	1 (2x)	West Virginia (3/1/25)
Assists:	--	--
Steals:	--	--
Blocks:	1	Queens (11/13/24)
Field Goals:	--	--
3-Pointers:	--	--
Free Throws:	--	--
Minutes:	2 (4x)	West Virginia (3/1/25)

### CAREER HIGHS

Points:	6	Bellarmine (12/22/23)
Rebounds:	3 (2x)	Bellarmine (12/22/23)
Assists:	1	vs. Arizona State (11/23/23)
Steals:	1 (3x)	Georgia State (12/16/23)
Blocks:	1	Queens (11/13/24)
Field Goals:	3	Bellarmine (12/22/23)
3-Pointers:	1	at Texas Tech (1/20/24)
Free Throws:	3	Southeastern Louisiana (11/15/23)
Minutes:	8	at Texas Tech (1/20/24)

### BIG 12 HIGHS

Points:	3	at Texas Tech (01/20/24)
Rebounds:	2	at Texas Tech (01/20/24)
Assists:	--	--
Steals:	--	--
Blocks:	--	--
Field Goals:	1	at Texas Tech (01/20/24)
3-Pointers:	1	at Texas Tech (01/20/24)
Free Throws:	--	--
Minutes:	8	at Texas Tech (01/20/24)

### PRODUCTION TRACKER

	2024-25	Career
Had a double-double	--	--
Scored 10+ points	--	--
Scored 20+ points	--	--
Led BYU in scoring	--	--
Led BYU in rebounds	--	--
Led BYU in assists	--	--
Led BYU in blocks	1 (1-0)	1 (1-0)
Made 3+ 3-pt FGs	--	--
Had 5+ 3-pt FGs	--	--
Had 3+ assists	--	--
Had 3+ steals	--	--
Had 5+ rebounds	--	--
Had 10+ rebounds	--	--

## CAREER STATISTICS

YEAR	GP-GS	MPG	FG-FGA	PCT	3FG-A	PCT	FT-FTA	PCT	OFF-DEF-REB	AVG	PF-D	A	AVG	TO	BLK	AVG	STL	AVG	PTS	AVG
2023-24	14-0	3.5	6-12	.500	1-7	.143	9-10	.900	8-6-14	1.0	3-0	1	0.1	3	0	0.0	3	0.2	22	1.6
2024-25	5-0	1.5	0-0	.000	0-0	.000	0-0	.000	1-1-2	0.4	1-0	0	0.0	1	1	0.3	0	0.0	0	0.0
TOTAL	19-0	3.0	6-12	.500	1-7	.143	9-10	.900	9-7-16	0.8	4-0	1	0.1	3	1	0.1	3	0.2	22	1.2





# KEBA KEITA

JUNIOR | 6-9 | FORWARD | BAMAKO, MALI | WASATCH ACADEMY

**2024-25**  
**Highest field goal percentage in a single season in program history... 4th most offensive rebounds per game... 2nd most offensive rebounds in a single season in program history... 4th most offensive rebounds in debut (4)... 6th most rebounds in debut (10)... Nine offensive rebounds in win over No. 10 Iowa State are tied for the most offensive rebounds in a single game in program history...** double-digit rebounds in three of first four games... tied a career-high with three assists against Queens, No. 23 Ole Miss and Fresno State... went 6-of-6 from the field in win over Fresno State... career-high eight rebounds at Providence... 10 or more rebounds 10 times... career-high five blocks in win over K-State... **tied program record with nine offensive rebounds in double overtime win over No. 10 Iowa State... highest field goal percentage in single conference season in program history...**

**BEFORE BYU**  
Began his collegiate career at Utah... appeared in 66 games including 13 starts during two seasons on The Hill... scored 382 points with 294 rebounds, 113 of those on the offensive glass, and 60 blocks... shot 61.0 percent from the field... scored in double figures 12 times... three double-doubles... double-digit rebounds four times... appeared in 35 games as a sophomore including 13 consecutive starts... averaged 8.3 points, 5.3 rebounds and 1.1 blocks per game... helped the Utes reach the semifinals of the NIT and finish the year with 22 wins - the most since 2017-18... near consensus four-star recruit and Top 5 recruit in the state of Utah at Wasatch Academy... ESPN 100 recruit, No. 84... led NIBC in rebounding as a senior with 9.5 boards per game... NIBC Defensive Player of the Year... also attended American Heritage High School...

**PERSONAL**  
Son of Hawa and Lassana Keita... has four siblings... brother, Noumory, plays professional volleyball for Verona Volley in Italy...

## 2024-25 GAME-BY-GAME

OPPONENT	DATE	GS	MIN.	FG-FGA	PCT	3FG-FGA	PCT	FT-FTA	PCT	OFF	DEF	REB	AST	BLK	STL	PF	TO	PTS	AVG
Central Arkansas	11/5	*	18	2-2	1.000	0-0	.000	2-2	1.000	4	6	10	0	1	1	3	2	6	6.0
UC Riverside	11/8	*	19	5-6	.833	0-0	.000	4-8	.500	2	8	10	2	1	1	3	1	14	10.0
Queens	11/13	*	21	5-9	.556	0-0	.000	1-2	.500	4	9	13	3	1	1	0	2	11	10.3
Idaho	11/16	*	15	2-3	.667	0-0	.000	0-4	.000	3	4	8	0	0	1	3	1	4	8.8
Mississippi Valley	11/23																		
vs. Ole Miss	11/28	*	18	0-0	.000	0-0	.000	0-0	.000	1	6	7	3	0	0	3	0	0	7.0
vs. NC State	11/29	*	22	2-5	.400	0-0	.000	2-4	.500	2	7	9	2	2	0	2	0	6	6.8
at Providence	12/3	*	22	4-9	.4444	0-0	.000	1-4	.250	8	2	10	0	0	1	1	0	9	7.1
Fresno State	12/11	*	20	6-6	1.000	0-0	.000	0-0	.000	3	5	8	3	2	0	2	2	12	7.8
vs. Wyoming	12/14	*	21	1-3	.333	0-0	.000	0-0	.000	2	4	6	0	0	1	2	2	2	7.1
Florida A&M	12/20	*	20	3-3	1.000	0-0	.000	1-2	.500	2	7	9	0	0	0	1	1	7	7.1
Arizona State	12/31	*	21	4-5	.800	0-0	.000	1-1	1.000	5	5	10	0	1	0	1	1	9	7.3
at Houston	1/4	*	20	3-7	.429	0-0	.000	0-0	.000	1	0	1	0	1	0	3	0	6	7.2
Texas Tech	1/7	*	17	1-3	.333	0-0	.000	0-2	.000	3	7	10	1	0	1	3	0	2	6.8
at TCU	1/11	*	19	2-2	1.000	0-0	.000	0-0	.000	1	6	7	0	1	0	2	0	4	6.6
Oklahoma State	1/14	*	23	4-6	.667	0-0	.000	2-4	.500	4	5	9	0	0	1	2	0	10	6.8
at Utah	1/18	*	22	2-7	.286	0-0	.000	0-0	.000	5	4	9	2	3	0	3	0	4	6.6
at Colorado	1/21	*	21	3-5	.600	0-0	.000	0-0	.000	4	4	8	0	0	2	4	1	6	6.6
Cincinnati	1/25	*	25	2-3	.667	0-0	.000	0-0	.000	2	5	7	1	0	0	1	3	4	6.4
Baylor	1/28	*	27	1-1	1.000	0-0	.000	0-0	.000	0	4	4	1	1	2	4	2	2	6.2
at UCF	2/1	*	23	4-6	.667	0-0	.000	2-2	1.000	3	4	7	1	2	1	4	2	10	6.4
Arizona	2/4	*	24	3-5	.600	0-0	.000	1-2	.500	1	3	4	1	2	1	2	1	7	6.4
at Cincinnati	2/8	*	19	4-6	.667	0-0	.000	0-2	.000	1	2	3	0	0	0	2	1	8	6.5
at West Virginia	2/11	*	14	1-1	1.000	0-0	.000	0-0	.000	1	2	3	0	0	0	0	0	2	6.3
Kansas State	2/15	*	18	4-5	.800	0-0	.000	1-2	.500	2	9	11	0	5	1	1	0	9	6.4
Kansas	2/18	*	20	5-7	.714	0-0	.000	0-0	.000	2	7	9	1	2	2	1	0	10	6.6
at Arizona	2/22	*	23	5-5	1.000	0-0	.000	0-0	.000	2	4	6	1	0	1	3	0	10	6.7
at Arizona State	2/26	*	16	4-4	1.000	0-0	.000	0-1	.000	1	6	7	0	0	0	2	1	8	6.7
West Virginia	3/1	*	15	2-2	1.000	0-0	.000	0-1	.000	0	5	5	2	1	0	3	0	4	6.6
at Iowa State	3/4	*	28	3-4	.750	0-0	.000	1-4	.250	9	6	15	0	3	0	4	3	7	6.7
Utah	3/8	*	25	5-6	.833	0-0	.000	2-8	.250	5	2	7	0	1	1	2	0	12	6.8
vs. Iowa State	3/13	*	24	4-8	.500	0-0	.000	1-2	.500	4	6	10	0	1	0	3	0	9	6.9
vs. Houston	3/14	*	22	6-9	.667	0-0	.000	2-2	1.000	5	7	12	0	2	0	2	1	14	7.1
vs. VCU	3/20	*	20	3-4	.750	0-0	.000	3-8	.375	4	5	9	0	4	1	4	1	9	7.2
vs. Wisconsin	3/22	*	24	4-6	.667	0-0	.000	2-3	.667	1	5	6	0	3	2	2	0	10	7.3
vs. Alabama	3/27																		
TOTAL			706	109-163	.669	0-0	.000	29-71	.408	97	172	269	24	40	22	78	28	247	7.3

### SEASON HIGHS

Points:	14	UC Riverside (11/8/24)
Rebounds:	15	at Iowa State (3/4/25)
Assists:	3 (3x)	Fresno State (12/11/24)
Steals:	2 (4x)	vs. Wisconsin (3/22/25)
Blocks:	5	Kansas State (2/15/25)
Field Goals:	6	Fresno State (12/11/24)
3-Pointers:	--	--
Free Throws:	4	UC Riverside (11/8/24)
Minutes:	28	at Iowa State (3/4/25)

### CAREER HIGHS

Points:	23	Southern Utah (12/05/23)
Rebounds:	15 (2x)	at Iowa State (3/4/25)
Assists:	3 (4x)	Fresno State (12/11/24)
Steals:	3	Arizona State (03/13/24)
Blocks:	5	Kansas State (2/15/25)
Field Goals:	11	Southern Utah (12/05/23)
3-Pointers:	--	--
Free Throws:	6	Washington State (12/29/23)
Minutes:	35	Arizona (02/08/24)

### BIG 12 HIGHS

Points:	12	Utah (3/8/25)
Rebounds:	15	at Iowa State (3/4/25)
Assists:	2	at Utah (1/18/25)
Steals:	2 (3x)	Kansas (2/18/25)
Blocks:	5	Kansas State (2/15/25)
Field Goals:	5 (3x)	Utah (3/8/25)
3-Pointers:	--	--
Free Throws:	2 (3x)	Utah (3/8/25)
Minutes:	28	at Iowa State (3/4/25)

### PRODUCTION TRACKER

	2024-25	Career
Had a double-double	3 (2-1)	6 (5-1)
Scored 10+ points	10 (9-1)	22 (18-4)
Scored 20+ points	--	1 (1-0)
Led BYU in scoring	1 (0-1)	1 (0-1)
Led BYU in rebounds	24 (17-7)	24 (17-7)
Led BYU in assists	--	--
Led BYU in steals	5 (5-0)	5 (5-0)
Had 3+ blocks	5 (4-1)	9 (8-1)
Had 5+ rebounds	27 (21-6)	56 (41-15)
Had 5+ defensive rebounds	21 (17-4)	32 (25-7)
Had 5+ offensive rebounds	6 (3-3)	10 (6-4)
Had 10+ rebounds	10 (7-3)	14 (11-3)
Had 15+ rebounds	1 (1-0)	2 (2-0)

## CAREER STATISTICS

YEAR	GP-GS	MPG	FG-FGA	PCT	3FG-A	PCT	FT-FTA	PCT	OFF-DEF-REB	AVG	PF-D	A	AVG	TO	BLK	AVG	STL	AVG	PTS	AVG
2022-23*	31-0	10.5	42-69	.609	0-0	.000	8-19	.421	40-65-105	3.4	56-0	4	0.1	25	22	0.7	16	0.5	92	3.0
2023-24*	35-13	16.2	122-200	.610	0-0	.000	46-82	.561	73-116-189	5.4	79-2	21	0.6	31	38	1.1	29	0.8	290	8.3
2024-25	34-34	20.8	109-163	.669	0-0	.000	29-71	.408	97-172-269	7.9	78-0	24	0.7	28	40	1.2	22	0.6	247	7.3
TOTAL!	100-47	16.0	273-432	.632	0-0	.000	83-172	.483	210-353-563	5.6	213-2	49	0.5	84	100	1.0	67	0.7	629	6.3

\* Utah ! Utah and BYU







# RICHIE SAUNDERS

JUNIOR | 6-5 | GUARD | RIVERTON, UTAH | WASATCH ACADEMY

**2024-25**  
Lute Olsen Award Finalist... NABC First Team All-District... **Big 12 Most Improved Player of the Year...** First Team All-Big 12... Oscar Robertson National Player of the Week (Feb. 25)... **2x Big 12 Player of the Week** (Feb. 24, March 2)... **Rady Children's Invitational All-Tournament team...** 19th best 3-point percentage in program history...13th most 3-point field goals per game... 12th most 3-point field goals... ranked in Top 5 the Big 12 in scoring in league play... also ranked first in 3-point field goal percentage in league play (min. 2.5 3FG/game)... scored a career-high 30 points in Big 12 opener against Arizona State... knocked down career-high six 3-pointers... Four steals and three blocks in win over Idaho... .. knocked down multiple 3-pointers 14 times... has scored over 20 points 12 times... scored in double figures in career-best 11 straight games entering Thursday's game vs. No. 7 Alabama...

**2023-24**  
Scored a career-high 20 points twice, last coming at No. 6 Iowa State... Also scored 20 points in win over Georgia State... career-best eight 8-of-14 from the floor against Panthers... made multiple 3-pointers 11 times including FOUR straight games... went a career-best 6-of-6 from the charity stripe against San Diego State, all coming in the final two minutes of regulation... scored in double figures 15 times... BYU is 8-6 when he has five or more rebounds... shooting 77.5 percent at the rim this season (Hoop-Math)...

**2022-23**  
One of four players on the team to appear in all 34 games for the Cougars... averaged 5.5 points per game, shooting 45.3 percent from the field and 33.3 percent from three... scored in doubles six times including career-high 18 points in win over Portland in WCC Tournament... made multiple 3-pointers eight times... career-high nine rebounds in win over Nicholls... averaged 10.7 points, 4.0 rebounds and 1.7 assists per game at WCC Tournament... ranked fourth on the team in offensive rebounds (24)...

**BEFORE BYU**  
Served a mission for the Church of Jesus Christ of Latter-Day Saints in Seattle, Was... played final two seasons at Wasatch Academy along with current teammate Fousseyni Traore... three-star recruit by 247Sports and Rivals... ranked as No. 25 shooting guard in Class of 2020 by 247Sports Composite... averaged 14.6 points and 5.3 rebounds per game as a senior... Utah 6A First Team All-State as a sophomore at Riverton High School...

**PERSONAL**  
Son of Lisa and Rich Saunders... has four older sisters... married former BYU women's basketball player Sierra Johnson on September 1st... father played basketball at UC Davis... taught himself to be a woodworker/wood turner... learning and speaks four languages (english, malagasy, spanish, french)...

## 2024-25 GAME-BY-GAME

OPPONENT	DATE	GS	MIN.	FG-FGA	PCT	3FG-FGA	PCT	FT-FTA	PCT	OFF	DEF	REB	AST	BLK	STL	PF	TO	PTS	AVG
Central Arkansas	11/5	*	26	6-11	.545	3-7	.429	1-2	.500	3	5	8	2	0	1	0	0	16	16.0
UC Riverside	11/8	*	32	5-11	.455	1-2	.500	1-2	.500	1	5	6	2	1	1	4	2	12	14.0
Queens	11/13	*	22	3-7	.429	1-3	.333	0-2	.000	0	6	6	1	1	0	0	1	7	11.7
Idaho	11/16	*	30	10-15	.667	4-8	.500	2-3	.667	0	4	4	3	3	4	1	0	26	15.3
Mississippi Valley	11/23	*	19	3-7	.429	1-4	.250	0-0	.000	0	0	0	2	0	2	2	0	7	13.6
vs. Ole Miss	11/28	*	33	4-13	.308	1-7	.143	7-8	.875	2	3	5	0	0	2	4	2	16	14.0
vs. NC State	11/29	*	27	4-7	.571	3-3	1.000	2-2	1.000	0	3	3	1	0	1	1	0	13	13.9
at Providence	12/3	*	26	3-8	.375	1-4	.250	0-0	.000	0	3	3	0	0	2	3	0	7	13.0
Fresno State	12/11	*	33	7-14	.500	3-7	.429	0-0	.000	1	3	4	0	0	0	1	4	17	13.4
vs. Wyoming	12/14	*	1	1-1	1.000	0-0	.000	0-0	.000	0	0	0	0	0	1	0	0	2	12.3
Florida A&M	12/20																		
Arizona State	12/31	*	30	11-18	.611	6-11	.545	2-3	.667	2	4	6	1	1	1	0	0	30	13.9
at Houston	1/4	*	22	3-8	.375	1-5	.200	2-3	.667	0	2	2	1	0	1	1	2	9	13.5
Texas Tech	1/7	*	28	2-4	.500	0-2	.000	2-2	1.000	2	0	2	3	1	2	1	1	6	12.9
at TCU	1/11	*	36	9-13	.692	5-7	.714	3-4	.750	2	4	6	0	0	0	3	2	26	13.9
Oklahoma State	1/14	*	30	3-5	.600	2-4	.500	4-4	1.000	0	2	2	2	0	0	2	3	12	13.7
at Utah	1/18	*	40	6-16	.375	2-6	.333	2-4	.500	2	5	7	4	0	1	2	1	16	13.9
at Colorado	1/21	*	33	10-15	.667	3-6	.500	2-3	.667	2	3	5	1	1	1	1	0	25	14.5
Cincinnati	1/25	*	32	7-15	.467	5-7	.714	2-2	1.000	2	3	5	1	0	1	0	1	21	14.9
Baylor	1/28	*	33	6-15	.400	0-4	.000	5-5	1.000	2	4	6	2	0	2	5	1	17	15.0
at UCF	2/1	*	30	8-14	.571	6-9	.667	0-0	.000	0	3	3	0	0	2	2	3	22	15.4
Arizona	2/4	*	31	3-8	.375	2-5	.400	3-5	.600	3	3	6	1	0	2	2	2	11	15.1
at Cincinnati	2/8	*	28	4-8	.500	1-5	.200	6-6	1.000	0	1	1	2	1	0	3	0	15	15.1
at West Virginia	2/11	*	36	4-8	.500	0-3	.000	1-2	.500	3	1	4	3	0	0	0	3	9	14.9
Kansas State	2/15	*	31	5-13	.385	2-6	.333	5-6	.833	5	9	14	2	0	2	2	4	17	15.0
Kansas	2/18	*	30	9-13	.692	4-8	.500	0-0	.000	0	2	2	3	1	1	3	2	22	15.2
at Arizona	2/22	*	34	8-10	.800	3-4	.750	4-5	.800	3	0	3	2	0	2	2	1	23	15.5
at Arizona State	2/26	*	33	10-19	.526	6-11	.545	0-1	.000	0	6	6	1	0	2	2	0	26	15.9
West Virginia	3/1	*	25	5-9	.556	0-2	.000	3-3	1.000	0	2	2	1	1	0	1	1	13	15.8
at Iowa State	3/4	*	47	4-12	.333	2-5	.400	13-13	1.000	1	5	6	2	1	1	4	3	23	16.1
Utah	3/8	*	24	5-10	.500	1-3	.333	3-4	.750	1	4	5	2	0	1	4	1	14	16.0
vs. Iowa State	3/13	*	27	6-12	.500	3-8	.375	8-8	1.000	1	1	2	5	1	0	2	0	23	16.2
vs. Houston	3/14	*	29	3-9	.333	2-5	.400	2-2	1.000	1	5	6	1	0	1	4	2	10	16.0
vs. VCU	3/20	*	30	6-12	.500	1-6	.167	3-3	1.000	0	4	4	2	0	2	2	2	16	16.0
vs. Wisconsin	3/22	*	30	9-16	.563	3-4	.750	4-4	1.000	6	1	7	1	0	0	2	0	25	16.3
vs. Alabama	3/27																		
TOTAL			998	192-376	.511	78-181	.431	92-111	.829	45	106	191	54	13	39	66	43	554	16.3

## SEASON HIGHS

Points:	30	Arizona State (12/31/24)
Rebounds:	14	Kansas State (2/15/25)
Assists:	5	vs. Iowa State (3/13/25)
Steals:	4	Idaho (11/16/24)
Blocks:	3	Idaho (11/16/24)
Field Goals:	11	Arizona State (12/31/24)
3-Pointers:	6 (3x)	at Arizona State (2/26/25)
Free Throws:	13	at Iowa State (3/4/25)
Minutes:	47	at Iowa State (3/4/25)

## CAREER HIGHS

Points:	30	Arizona State (12/31/24)
Rebounds:	14	Kansas State (2/15/25)
Assists:	5	vs. Iowa State (3/13/25)
Steals:	4	Idaho (11/16/24)
Blocks:	3	Idaho (11/16/24)
Field Goals:	11	Arizona State (12/31/24)
3-Pointers:	6 (3x)	at Arizona State (2/26/25)
Free Throws:	13	at Iowa State (3/4/25)
Minutes:	47	at Iowa State (3/4/25)

## BIG 12 HIGHS

Points:	30	Arizona State (12/31/24)
Rebounds:	14	Kansas State (2/15/25)
Assists:	4	at Utah (1/18/25)
Steals:	3	at Kansas State (2/24/24)
Blocks:	1 (10x)	at Iowa State (3/4/25)
Field Goals:	11	Arizona State (12/31/24)
3-Pointers:	6 (3x)	at Arizona State (2/26/25)
Free Throws:	13	at Iowa State (3/4/25)
Minutes:	47	at Iowa State (3/4/25)

## PRODUCTION TRACKER

	2024-25	Career
Had a double-double	1 (1-0)	1 (1-0)
Scored 10+ points	27 (21-6)	48 (37-11)
Scored 20+ points	12 (1(11-1)	14 (12-2)
Scored 30+ points	1 (1-0)	1 (1-0)
Led BYU in scoring	16 (13-3)	20 (16-4)
Led BYU in rebounds	2 (2-0)	6 (3-3)
Led BYU in assists	1 (0-1)	2 (1-1)
Led BYU in steals	13 (8-5)	27 (16-11)
Made 3+ 3-pt FGs	14 (13-1)	19 (17-2)
Had 5+ 3-pt FGs	5 (4-1)	5 (4-1)
Had 3+ assists	3 (3-0)	14 (13-1)
Had 3+ steals	1 (1-0)	4 (2-2)
Had 5+ rebounds	17 (12-5)	38 (26-12)

## CAREER STATISTICS

YEAR	GP-GS	MPG	FG-FGA	PCT	3FG-A	PCT	FT-FTA	PCT	OFF-DEF-REB	AVG	PF-D	A	AVG	TO	BLK	AVG	STL	AVG	PTS	AVG
2022-23	34-2	15.9	68-148	.453	26-78	.333	26-38	.684	24-57-81	2.4	65-1	28	0.8	24	9	0.3	20	0.6	186	5.5
2023-24	34-1	20.7	125-239	.523	36-99	.364	42-59	.712	46-94-140	4.1	76-1	38	1.2	15	6	0.2	27	0.8	328	9.6
2024-25	34-34	29.4	192-376	.511	78-181	.431	92-111	.829	45-106-151	4.4	66-1	54	1.6	43	13	0.4	39	1.1	554	16.3
TOTAL	102-37	22.0	384-763	.503	140-358	.391	160-208	.769	115-257-372	3.6	207-3	120	1.2	82	28	0.3	86	0.8	1068	10.5





JUNIOR | 6-9 | FORWARD | HUNTSVILLE, UTAH | SNOW COLLEGE

## 2024-25

Made BYU debut in win over Queens... finished with three rebounds and a block in three minutes of action...

## BEFORE BYU

Spent two years at Snow College playing for former BYU assistant coach Andrew May... appeared in 57 games including 31 starts during time in Ephraim... averaged 9.8 points and 5.4 rebounds per game... shot 58.6 percent from the field, 25.0 percent from three and 62.9 percent from the free throw line... scored in double 27 times including seven games with 20-plus... scored a career-high 27 against Utah Prep... seven double-doubles... earned all-conference accolades as sophomore after starting in 27 games... scored in double figures 21 times en route to averaging 14.1 points per game... averaged 6.8 rebounds per game... five double-doubles... made career-high 10 free throws against College of Southern Idaho... appeared in 30 games including four starts as a true freshman... averaged 5.9 points and 4.2 rebounds per game... shot 55.9 percent from the field, 33.3 percent from three and 64.2 percent from the free throw line... scored in double figures six times including a pair of double-doubles... graduated from Weber High School...

## PERSONAL

Full name is Maximos Triplett... son of Kay and Doug Triplett... married to Autumn Triplett... has two siblings... sister, Bridget, played volleyball at Snow College and Southern Utah... sister, Abby, is a high jumper at Weber State... served a mission for the Church of Jesus Christ of Latter-day saints in Uruguay...

## SEASON HIGHS

Points:	--	--
Rebounds:	3	Queens (11/13/24)
Assists:	1	Florida A&M (12/20/24)
Steals:	--	--
Blocks:	1	Queens (11/13/24)
Field Goals:	--	--
3-Pointers:	--	--
Free Throws:	--	--
Minutes:	3	Queens (11/13/24)

## CAREER HIGHS

Points:	--	--
Rebounds:	3	Queens (11/13/24)
Assists:	1	Florida A&M (12/20/24)
Steals:	--	--
Blocks:	1	Queens (11/13/24)
Field Goals:	--	--
3-Pointers:	--	--
Free Throws:	--	--
Minutes:	3	Queens (11/13/24)

## BIG 12 HIGHS

Points:	--	--
Rebounds:	1	West Virginia (3/1/25)
Assists:	--	--
Steals:	--	--
Blocks:	--	--
Field Goals:	--	--
3-Pointers:	--	--
Free Throws:	--	--
Minutes:	2 (2x)	West Virginia (3/1/25)

## PRODUCTION TRACKER

	2024-25	Career
Had a double-double	--	--
Scored 10+ points	--	--
Scored 20+ points	--	--
Led BYU in scoring	--	--
Led BYU in rebounds	--	--
Led BYU in assists	--	--
Led BYU in steals	--	--
Led BYU in blocks	--	--
Had 3+ assists	--	--
Had 3+ blocks	--	--
Had 3+ steals	--	--
Had 5+ rebounds	--	--
Had 10+ rebounds	--	--

## 2024-25 GAME-BY-GAME

OPPONENT	DATE	GS	MIN.	FG-FGA	PCT	3FG-FGA	PCT	FT-FTA	PCT	OFF	DEF	REB	AST	BLK	STL	PF	TO	PTS	AVG
Central Arkansas	11/5																		
UC Riverside	11/8																		
Queens	11/13		3	0-0	.000	0-0	.000	0-0	.000	1	2	3	0	1	0	0	0	0	0.0
Idaho	11/16																		
Mississippi Valley	11/23		2	0-1	.000	0-0	.000	0-0	.000	1	1	2	0	0	0	0	0	0	0.0
vs. Ole Miss	11/28																		
vs. NC State	11/29																		
at Providence	12/3																		
Fresno State	12/11		1	0-0	.000	0-0	.000	0-0	.000	0	0	0	0	0	0	0	0	0	0.0
vs. Wyoming	12/14		1	0-0	.000	0-0	.000	0-0	.000	0	0	0	0	0	0	0	0	0	0.0
Florida A&M	12/20		2	0-0	.000	0-0	.000	0-0	.000	1	0	1	1	0	0	1	0	0	0.0
Arizona State	12/31		1	0-0	.000	0-0	.000	0-0	.000	0	0	0	0	0	0	0	0	0	0.0
at Houston	1/4																		
Texas Tech	1/7																		
at TCU	1/11																		
Oklahoma State	1/14																		
at Utah	1/18																		
at Colorado	1/21																		
Cincinnati	1/25																		
Baylor	1/28																		
at UCF	2/1																		
Arizona	2/4																		
at Cincinnati	2/8																		
at West Virginia	2/11																		
Kansas State	2/15																		
Kansas	2/18		2	0-0	.000	0-0	.000	0-0	.000	0	0	0	0	0	0	0	0	0	0.0
at Arizona	2/22																		
at Arizona State	2/26																		
West Virginia	3/1		2	0-0	.000	0-0	.000	0-0	.000	0	1	1	0	0	0	0	0	0	0.0
at Iowa State	3/4																		
Utah	3/8																		
vs. Iowa State	3/13																		
vs. Houston	3/15																		
vs. VCU	3/20																		
vs. Wisconsin	3/22																		
vs. Alabama	3/27																		
TOTAL			13	0-0	.000	0-0	.000	0-0	.000	3	4	7	1	1	0	0	0	0	0.0

## CAREER STATISTICS

YEAR	GP-GS	MPG	FG-FGA	PCT	3FG-A	PCT	FT-FTA	PCT	OFF-DEF-REB	AVG	PF-D	A	AVG	TO	BLK	AVG	STL	AVG	PTS	AVG
2022-23*	30-4	14.9	71-127	.559	1-3	.333	34-53	.642	57-70-127	4.2	53-1	26	0.9	24	12	0.4	17	0.6	177	5.9
2023-24*	27-27	28.6	143-238	.601	3-13	.231	93-149	.624	54-129-183	6.8	54-1	66	2.4	53	20	0.7	20	0.7	382	14.1
2024-25	8-0	1.6	0-1	.000	0-0	.000	0-0	.000	3-4-7	0.9	1-0	1	0.1	0	1	0.1	0	0.0	0	0.0
TOTAL!	65-31	18.9	214-366	.585	4-16	.250	127-202	.629	114-203-317	4.9	108-2	93	1.4	77	33	0.5	37	0.6	559	8.6

\* Snow College ! Snow College and BYU





# TREVIN KNELL

SENIOR | 6-5 | GUARD | NORTH SALT LAKE, UTAH | WOODS CROSS HIGH SCHOOL

## 2024-25

**14th highest 3-point field goal percentage... 16th most 3-point field goals...** scored the first points of the season for a second straight season with a 3-pointer... went 2-of-6 from beyond the arc... **went 4-of-4 from three in first half against Queens, tied for the second-most makes without a miss in a 1st half in program history...** made a 3-pointer in 11 consecutive games... recorded first career double-double (22 pts, 10 reb) in win over Fresno State...

## 2023-24

**19th most 3-point field goals per game (2.09)... 18th most 3-point field goals (67)...** **18th most 3-point field goal attempts (174)...** scored a career-high 27 points in Big 12 opener against Cincinnati... connected on nine 3-pointers, tied for the 2nd most in a game in program history... tied for the most triples at the Marriott Center...

## 2022-23

Redshirted due to shoulder injury.... NABC Honor Court...

## 2021-22

Appeared in all 35 games including 18 starts... averaged 6.4 points per game... scored in double figures 10 times including a season-high 15 against Liberty, LMU and Northern Iowa... tied a career-high with five 3-pointers against UNI... WCC All-Academic Team...

## 2020-21

Played in all 27 games including six starts... ranked second on the team in 3-pointers made and 3-point percentage... scored in double figures six times... shot 50.0 percent from 3-point percentage in WCC play... WCC All-Academic Team...

## 2019-20

Appeared in 19 games... season-high nine points in win over Montana Tech... hit a pair of 3-pointers in the first half against Virginia Tech in Maui...

## BEFORE BYU

Served a mission for the Church of Jesus Christ of Latter-Day Saints in Uruguay... prepped at Woods Cross High School... named First Team All-State by Deseret News and Salt Lake Tribune as a senior... no. 2 recruit in Utah in the Class of 2017...

## PERSONAL

Son of Vicki and Richard Knell... has three older sisters and one younger brother... married his wife, Tatum, in August 2021...

### SEASON HIGHS

Points:	22	Fresno State (12/11/24)
Rebounds:	10	Fresno State (12/11/24)
Assists:	4 (2x)	at Arizona State (2/26/25)
Steals:	3 (2x)	Cincinnati (1/25/25)
Blocks:	1 (3x)	Cincinnati (1/25/25)
Field Goals:	8	Fresno State (12/11/24)
3-Pointers:	5	at Arizona State (2/26/25)
Free Throws:	4 (2x)	Arizona State (12/31/24)
Minutes:	28	vs. Wyoming (12/14/24)

### CAREER HIGHS

Points:	27	Cincinnati (1/6/24)
Rebounds:	10	Fresno State (12/11/24)
Assists:	5	Evansville (12/5/23)
Steals:	3 (3x)	Cincinnati (1/25/25)
Blocks:	1 (10x)	Cincinnati (1/25/25)
Field Goals:	9	Cincinnati (1/6/24)
3-Pointers:	9	Cincinnati (1/6/24)
Free Throws:	10	UCF (2/13/24)
Minutes:	34	at UCF (1/13/24)

### BIG 12 HIGHS

Points:	27	Cincinnati (1/6/24)
Rebounds:	6 (2x)	Houston (1/23/24)
Assists:	4 (2x)	at Arizona State (2/26/25)
Steals:	3 (2x)	Cincinnati (1/25/25)
Blocks:	1 (5x)	Cincinnati (1/25/25)
Field Goals:	9	Cincinnati (1/6/24)
3-Pointers:	9	Cincinnati (1/6/24)
Free Throws:	10	UCF (2/13/24)
Minutes:	34	at UCF (1/13/24)

### PRODUCTION TRACKER

	2024-25	Career
Had a double-double	1 (1-0)	1 (1-0)
Scored 10+ points	14 (13-1)	48 (41-7)
Scored 20+ points	1 (1-0)	4 (2-2)
Led BYU in scoring	3 (3-0)	9 (6-3)
Led BYU in rebounds	1 (1-0)	3 (2-1)
Led BYU in assists	--	2 (2-0)
Led BYU in steals	9 (7-2)	23 (18-5)
Made 3+ 3-pt FGs	12 (10-2)	36 (30-6)
Made 5+ 3-pt FGs	1 (1-0)	5 (3-2)
Made 7+ 3-pt FGs	--	1 (0-1)
Had 3+ assists	3 (3-0)	13 (13-0)
Had 3+ steals	2 (2-0)	4 (3-1)
Had 5+ rebounds	3 (3-0)	16 (15-1)

## 2024-25 GAME-BY-GAME

OPPONENT	DATE	GS	MIN.	FG-FGA	PCT	3FG-FGA	PCT	FT-FTA	PCT	OFF	DEF	REB	AST	BLK	STL	PF	TO	PTS	AVG
Central Arkansas	11/5	*	21	2-6	.333	2-6	.333	2-2	1.000	0	4	4	1	0	1	2	0	8	8.0
UC Riverside	11/8	*	23	1-7	.143	1-6	.167	1-2	.500	0	2	2	0	0	2	1	0	4	6.0
Queens	11/13	*	20	6-9	.667	4-7	.571	0-0	.000	1	1	2	1	0	0	1	2	16	9.3
Idaho	11/16	*	21	2-5	.400	2-4	.500	2-2	1.000	0	2	2	1	0	0	2	1	8	9.0
Mississippi Valley	11/23		21	3-5	.600	2-4	.500	4-5	.800	1	2	3	2	0	2	0	1	12	9.6
vs. Ole Miss	11/28		20	2-6	.333	2-5	.400	2-2	1.000	1	1	2	1	0	0	4	0	8	9.3
vs. NC State	11/29		18	2-6	.333	1-5	.200	2-2	1.000	0	2	2	2	0	1	2	0	7	9.0
at Providence	12/3		16	3-4	.750	3-4	.750	0-0	.000	0	0	0	0	0	0	3	0	9	9.0
Fresno State	12/11	*	24	8-11	.727	4-6	.667	2-3	.667	4	6	10	2	0	3	3	0	22	10.4
vs. Wyoming	12/14	*	28	6-7	.857	3-4	.750	0-0	.000	0	0	0	0	0	1	2	1	15	10.9
Florida A&M	12/20	*	19	3-8	.375	2-6	.333	2-3	.667	1	2	3	0	0	1	1	3	10	10.8
Arizona State	12/31		17	0-2	.000	0-2	.000	4-5	.800	0	2	2	0	0	0	2	1	4	10.3
at Houston	1/4		16	4-6	.667	4-6	.667	0-0	.000	0	1	1	0	0	0	3	0	12	10.4
Texas Tech	1/7		21	2-6	.333	0-3	.000	0-2	.000	0	2	2	1	1	0	1	0	4	9.9
at TCU	1/11	*	20	1-5	.200	1-5	.200	2-2	1.000	0	0	0	2	0	0	2	2	5	9.6
Oklahoma State	1/14	*	27	6-12	.500	4-9	.444	2-2	1.000	0	5	5	1	0	1	2	0	18	10.1
at Utah	1/18	*	22	2-6	.333	2-5	.400	0-1	.000	1	3	4	2	1	2	3	2	6	9.9
at Colorado	1/21	*	25	4-6	.667	4-6	.667	2-4	.500	0	0	0	1	0	1	3	2	14	10.1
Cincinnati	1/25	*	24	3-6	.500	2-5	.400	0-0	.000	0	1	1	2	1	3	1	1	8	10.0
Baylor	1/28	*	23	4-7	.571	1-3	.333	2-4	.500	1	2	3	1	0	2	3	0	11	10.1
at UCF	2/1	*	20	4-9	.444	4-7	.571	3-3	1.000	1	3	4	1	0	2	3	1	15	10.3
Arizona	2/4	*	17	1-3	.333	0-2	.000	2-2	1.000	0	1	1	1	0	2	4	0	4	10.0
at Cincinnati	2/8	*	22	1-3	.333	1-3	.333	0-0	.000	0	1	1	2	0	1	1	0	3	9.7
at West Virginia	2/11	*	17	1-4	.250	1-3	.333	0-0	.000	0	4	4	0	0	0	1	1	3	9.4
Kansas State	2/15	*	16	2-5	.400	0-3	.000	0-0	.000	0	1	1	1	0	0	3	1	4	9.2
Kansas	2/18	*	22	5-11	.455	4-7	.571	1-2	.500	2	6	8	4	0	1	1	0	15	9.4
at Arizona	2/22	*	17	2-4	.500	2-4	.500	3-3	1.000	0	2	2	2	0	0	3	0	9	9.4
at Arizona State	2/26	*	21	6-7	.857	5-6	.833	1-3	.333	0	3	3	4	0	0	3	3	18	9.7
West Virginia	3/1	*	17	1-3	.333	0-2	.000	0-0	.000	1	0	1	0	0	0	1	1	2	9.4
at Iowa State	3/4	*	17	1-4	.250	1-4	.250	0-0	.000	1	3	4	0	0	1	1	0	3	9.2
Utah	3/8	*	21	2-8	.250	1-6	.167	0-0	.000	0	1	1	2	0	1	2	0	5	9.1
vs. Iowa State	3/13	*	19	4-4	1.000	4-4	1.000	2-2	1.000	0	1	1	3	0	1	1	3	14	9.3
vs. Houston	3/14	*	19	1-5	.200	0-3	.000	0-0	.000	0	0	0	0	0	0	0	1	2	9.0
vs. VCU	3/20	*	17	3-6	.500	2-5	.400	0-0	.000	0	2	2	0	0	1	1	1	8	9.0
vs. Wisconsin	3/22	*	18	5-9	.556	4-6	.667	0-0	.000	1	0	1	2	0	1	1	1	14	9.1
vs. Alabama	3/27																		
TOTAL			705	103-215	.479	73-166	.440	41-56	.732	16	66	82	42	3	31	67	29	320	9.1

## CAREER STATISTICS

YEAR	GP-GS	MPG	FG-FGA	PCT	3FG-A	PCT	FT-FTA	PCT	OFF-DEF-REB	AVG	PF-D	A	AVG	TO	BLK	AVG	STL	AVG	PTS	AVG
2019-20	19-0	5.7	11-33	.333	7-26	.269	0-0	.000	0-12-12	0.6	11-0	3	0.2	1	1	0.1	2	0.1	29	1.5
2020-21	27-6	16.5	56-120	.467	43-95	.453	11-19	.579	4-51-55	2.0	46-0	25	0.9	15	1	0.1	9	0.3	166	6.1
2021-22	35-18	19.5	80-197	.406	47-130	.362	16-23	.696	7-55-62	1.8	55-0	34	0.9	25	1	0.1	9	0.2	223	6.4
2023-24	33-28	24.3	115-254	.453	67-174	.385	54-70	.771	17-84-111	3.4	81-1	44	1.3	21	4	0.1	21	0.6	351	10.6
2024-25	35-28	20.2	103-215	.479	73-166	.440	41-56	.732	16-66-82	2.3	67-0	42	1.2	29	3	0.1	31	0.9	320	9.1
TOTAL	149-80	18.4	365-819	.446	237-591	.401	122-168	.726	44-278-322	2.2	260-1	148	0.9	91	10	0.1	72	0.5	1089	7.3







# DAWSON BAKER

REDSHIRT JUNIOR | 6-4 | GUARD | COTO DE CAZA, CALIFORNIA | UC IRVINE

## 2024-25

Scored a BYU-high 22 points in win over Queens... knocked down a career-high six 3-pointers, five of those coming in the second half which are tied for the most in a second half in program history... scored in double figures in four consecutive games for the first time in his BYU career in December... scored a Big 12 high 15 points in win over Utah... went 3-of-5 from beyond the arc in the win over the Utes...

## 2023-24

Made his season debut in win over Georgia State... scored season-high 10 points in win over Bellarmine... went 2-of-4 from 3-point range... dished out a season-high three assists... **missed the rest of the season due to foot injury...**

## BEFORE BYU

Played three seasons at UC Irvine... two-time all-Big West performer... 2020-21 Big West Freshman of the Year... scored over 1,000 points in 79 appearances for the Anteaters... scored in double figures 55 times including career-high 33 points against UC San Diego... recorded only career double-double against Hawaii on Jan. 19, 2023... served a two-year mission for the Church of Jesus Christ of Latter-Day Saints in Micronesia, Guam... graduated from Capistrano Valley High School in 2018... CIF 2AA Player of the Year...

## PERSONAL

Son of David and Carise Baker... has six siblings... brothers, Dusty and Davis, played collegiately at Weber State and Southern Utah... speaks chuukese... above average at ping pong...

SEASON HIGHS	Points:	22	Queens (11/13/24)
	Rebounds:	5	vs. Wyoming (12/14/24)
	Assists:	5	Arizona State (12/31/24)
	Steals:	2 (2x)	vs. Houston (3/14/25)
	Blocks:	--	--
	Field Goals:	8	Queens (11/13/24)
	3-Pointers:	6	Queens (11/13/24)
	Free Throws:	4	Baylor (1/28/25)
	Minutes:	30	vs. Wyoming (12/14/24)

CAREER HIGHS	Points:	33	UC San Diego (02/23/23)
	Rebounds:	10	Hawaii (01/19/23)
	Assists:	6	vs. Pepperdine (11/25/20)
	Steals:	4 (2x)	at Long Beach State (02/04/23)
	Blocks:	1 (8x)	UC Riverside (02/11/23)
	Field Goals:	10	UC San Diego (02/23/23)
	3-Pointers:	6	Queens (11/13/24)
	Free Throws:	10 (2x)	UC San Diego (02/23/23)
	Minutes:	36	at Long Beach State (02/04/23)

BIG 12 HIGHS	Points:	15	Utah (3/8/25)
	Rebounds:	3 (6x)	at Arizona State (2/26/25)
	Assists:	5	Arizona State (12/31/24)
	Steals:	1 (7x)	Utah (3/8/25)
	Blocks:	--	--
	Field Goals:	5	Cincinnati (1/25/25)
	3-Pointers:	3 (3x)	Utah (3/8/25)
	Free Throws:	4 (2x)	Utah (3/8/25)
	Minutes:	21	Arizona State (12/31/24)

PRODUCTION TRACKER		2024-25	Career
	Had a double-double	--	1 (1-0)
	Scored 10+ points	9 (7-2)	65 (42-23)
	Scored 20+ points	1 (1-0)	9 (6-3)
	Led BYU in scoring	3 (2-1)	3 (2-1)
	Led BYU in rebounds	--	--
	Led BYU in assists	--	--
	Led BYU in steals	5 (3-2)	5 (3-2)
	Made 3+ 3-pt FGs	4 (4-0)	14 (10-4)
	Had 5+ 3-pt FGs	1 (1-0)	1 (1-0)
	Had 3+ assists	3 (3-0)	15 (12-3)
	Had 5+ assists	1 (1-0)	2 (1-1)
	Had 3+ steals	--	5 (2-3)
	Had 10+ rebounds	--	1 (1-0)

## 2024-25 GAME-BY-GAME

OPPONENT	DATE	GS	MIN.	FG-FGA	PCT	3FG-FGA	PCT	FT-FTA	PCT	OFF	DEF	REB	AST	BLK	STL	PF	TO	PTS	AVG
Central Arkansas	11/5		17	0-7	.000	0-6	.000	1-2	.500	0	0	0	1	0	0	0	0	1	1.0
UC Riverside	11/8		18	2-3	.667	1-1	1.000	3-4	.750	0	0	0	2	0	1	1	1	8	4.5
Queens	11/13		18	8-10	.800	6-7	.857	0-0	.000	1	0	1	2	0	1	0	1	22	10.3
Idaho	11/16		19	1-5	.200	0-2	.000	0-0	.000	0	1	1	4	0	1	0	0	2	8.3
Mississippi Valley	11/23		20	5-7	.714	0-2	.000	0-0	.000	0	0	0	2	0	2	1	0	10	8.6
vs. Ole Miss	11/28		10	0-2	.000	0-1	.000	0-0	.000	1	3	4	0	0	0	4	1	0	7.2
vs. Purdue/NC State	11/29		21	4-11	.364	1-5	.200	0-0	.000	1	2	3	2	0	0	1	3	9	7.4
at Providence	12/3		23	7-11	.636	2-3	.667	0-1	.000	2	2	4	0	0	1	1	0	16	8.5
Fresno State	12/11		20	5-10	.500	2-5	.400	2-2	1.000	2	2	4	1	0	0	2	2	14	9.1
vs. Wyoming	12/14		30	3-8	.375	2-4	.500	3-4	.750	0	5	5	2	0	1	1	3	11	9.3
Florida A&M	12/20		18	4-6	.667	3-5	.600	0-0	.000	0	3	3	3	0	0	3	2	11	9.5
Arizona State	12/31		21	3-7	.429	0-4	.000	3-4	.750	0	3	3	5	0	1	2	2	9	9.4
at Houston	1/4		18	2-7	.286	0-3	.000	0-0	.000	0	1	1	1	0	1	2	2	4	9.0
Texas Tech	1/7		13	1-2	.500	1-1	1.000	0-0	.000	0	1	1	0	0	0	1	1	3	8.6
at TCU	1/11		18	2-6	.333	1-3	.333	0-0	.000	0	3	3	2	0	0	2	2	5	8.3
Oklahoma State	1/14		18	2-6	.333	2-5	.400	2-2	1.000	1	2	3	0	0	1	2	0	8	8.3
at Utah	1/18		20	4-9	.444	0-3	.000	0-0	.000	0	2	2	0	0	0	2	0	8	8.3
at Colorado	1/21		15	3-4	.750	3-3	1.000	0-0	.000	0	0	0	1	0	0	0	0	9	8.3
Cincinnati	1/25		15	5-7	.714	1-2	.500	0-0	.000	0	1	1	2	0	0	2	0	11	8.5
Baylor	1/28		14	2-5	.400	0-2	.000	4-4	1.000	0	0	0	1	0	1	0	1	8	8.5
at UCF	2/1		11	1-5	.200	0-4	.000	0-3	.000	0	3	3	1	0	0	3	0	2	8.1
ARizona	2/4		20	3-5	.600	2-2	1.000	0-0	.000	0	1	1	1	0	0	1	0	8	8.1
at Cincinnati	2/8		19	3-6	.500	3-4	.750	0-0	.000	0	3	3	0	0	0	0	2	9	8.2
at West Virginia	2/11		6	0-2	.000	0-0	.000	0-0	.000	0	3	3	1	0	0	0	0	0	7.8
Kansas State	2/15		19	3-7	.429	1-2	.500	2-3	.667	0	0	0	1	0	0	3	1	9	7.9
Kansas	2/18		14	0-5	.000	0-4	.000	0-0	.000	0	1	1	0	0	1	2	1	0	7.6
at Arizona	2/22		8	3-3	1.000	1-1	.000	0-0	.000	0	1	1	0	0	0	1	0	7	7.6
at Arizona State	2/26		14	2-4	.500	2-4	.500	1-2	.500	0	3	3	1	0	0	1	2	7	7.5
West Virginia	3/1		19	3-5	.600	0-1	.000	2-2	1.000	0	2	2	0	0	1	1	0	7	7.6
at Iowa State	3/4		10	1-4	.250	0-1	.000	0-0	.000	0	2	2	2	0	0	0	2	2	7.4
Utah	3/8		15	4-7	.571	3-5	.600	4-4	1.000	0	1	1	0	0	1	3	0	15	7.6
vs. Iowa State	3/13		13	1-5	.200	1-3	.333	0-0	.000	1	3	4	4	0	0	1	0	3	7.5
vs. Houston	3/14		23	4-9	.444	2-3	.667	1-1	1.000	1	0	1	2	0	2	1	1	11	7.6
vs. VCU	3/20		13	1-2	.500	1-1	1.000	4-4	1.000	0	2	2	1	0	0	2	0	7	7.6
vs. Wisconsin	3/22		17	3-5	.600	0-2	.000	2-2	1.000	0	2	2	2	0	0	4	2	8	7.6
vs. Alabama	3/27																		
TOTAL			589	95-207	.459	43-106	.387	34-44	.773	10	58	68	47	0	16	50	32	265	7.6

## CAREER STATISTICS

YEAR	GP-GS	MPG	FG-FGA	PCT	3FG-A	PCT	FT-FTA	PCT	OFF-DEF-REB	AVG	PF-D	A	AVG	TO	BLK	AVG	STL	AVG	PTS	AVG
2020-21*	25-17	23.6	101-206	.490	21-53	.396	44-56	.786	16-42-58	2.3	30-0	33	1.3	32	3	0.1	24	0.9	267	10.7
2021-22*	19-19	26.7	77-184	.418	19-56	.339	40-51	.784	8-36-44	2.3	30-0	22	1.2	36	3	0.2	13	0.7	213	11.2
2022-23*	35-35	27.2	188-403	.467	48-130	.369	113-142	.796	18-93-111	3.2	60-1	43	1.2	57	2	0.1	28	0.8	537	15.3
2023-24	4-0	10.1	9-16	.563	2-4	.500	0-0	.000	1-2-3	0.8	3-0	6	1.5	3	0	0.0	3	0.8	20	5.0
2024-25	35-0	16.8	95-207	.459	41-106	.387	34-44	.773	10-58-68	1.9	50-0	47	1.3	32	0	0.0	16	0.5	285	7.6
TOTAL!	118-71	22.7	470-1016	.463	131-349	.375	231-293	.788	52-231-284	2.4	173-1	151	1.3	160	8	0.1	84	0.7	1302	11.0

\* UC Irvine ! UC Irvine and BYU





# DALLIN HALL

JUNIOR | 6-4 | GUARD | PLAIN CITY, UTAH | FREMONT HIGH SCHOOL

**2023-24**  
Missed first four games of the season due to toe injury... 11th highest assist-to-turnover ratio... became 19th member of 300 assist club in win over Fresno State... became 11th member of 400 assists club against No. 2 Houston... has multiple assists in all but two games this season... scored in double figures nine times including season-high 22 in double overtime win at No. 10 Iowa State... made a career-high nine free throws in win over Wildcats...season-high eight assists in win over No. 23 Kansas...has three or more assists in 21 straight games...

**2023-24**  
All-Big 12 Honorable Mention... THIRD highest assist-to-turnover ratio... 11th most assists per game... SEVENTH most assists... scored a team-high 18 points in BYU's win over No. 17 San Diego State... career-high 12 assists in win over West Virginia... one of 15 players in the nation with at least 12 assists and one turnover in a game this season... made a career-high four 3-pointers four times... multiple assists in every game this season... career-high four offensive rebounds in win over No. 11 Baylor...

**2022-23**  
WCC All-Freshman Team... 3rd in assist-to-ratio among freshman in program history... 6th most assists in program history by a freshman... first freshman to lead Cougars in assists since Matt Carlino in 2011-12... 18th most assists in the nation among freshman... scored a career-high 23 points against No. 22 Saint Mary's... career-high nine assists and zero turnovers in win over Lindenwood... recorded first career game-winner against Missouri State...

**BEFORE BYU**  
Served a two-year mission for the Church of Jesus Christ of Latter Day Saints in Fresno, Calif... prepped at Fremont High School... three-star recruit by 247Sports... rated as No. 67 Point Guard in Class of 2020 by 247Sports Composite... averaged 22.9 points, 7.8 rebounds and 6.8 assists per game as a senior... all-area MVP and first-team all-state as a junior...

**PERSONAL**  
Son of Ken and Nicole Hall... mom was a high jumper at Weber State... dad played basketball at Salt Lake Community College... brother, Hayden plays football at Weber State... fan of Lord of the Rings and Star Wars... went viral last season for impression of Korg from Thor Ragnarok...

SEASON HIGHS	Points:	22	at Iowa State (3/4/25)
	Rebounds:	5 (3x)	at Iowa State (3/4/25)
	Assists:	8	Kansas (2/18/25)
	Steals:	3	at Arizona (2/22/25)
	Blocks:	1 (2x)	at Arizona State (2/26/25)
	Field Goals:	7	at Iowa State (3/4/25)
	3-Pointers:	4	at Iowa State (3/4/25)
	Free Throws:	7	Kansas State (2/15/25)
	Minutes:	34	at Utah (1/18/25)

CAREER HIGHS	Points:	23	Saint Mary's (1/28/23)
	Rebounds:	7	at Texas Tech (1/20/24)
	Assists:	12	at West Virginia (2/3/24)
	Steals:	4	vs. Duquesne (3/21/24)
	Blocks:	1 (5x)	at Arizona State (2/26/25)
	Field Goals:	9	Saint Mary's (1/28/23)
	3-Pointers:	4 (5x)	at Iowa State (3/4/25)
	Free Throws:	7	Kansas State (2/15/25)
	Minutes:	36	at Oklahoma State (2/17/24)

BIG 12 HIGHS	Points:	22	at Iowa State (3/4/25)
	Rebounds:	7	at Texas Tech (1/20/24)
	Assists:	12	at West Virginia (2/3/24)
	Steals:	3	at Arizona (2/22/25)
	Blocks:	1 (3x)	at Arizona State (2/26/25)
	Field Goals:	7	at Iowa State (3/4/25)
	3-Pointers:	4 (3x)	at Iowa State (3/4/25)
	Free Throws:	7	Kansas State (2/15/25)
	Minutes:	36	at Oklahoma State (2/17/24)

PRODUCTION TRACKER		2024-25	Career
	Had a double-double	--	--
	Scored 10+ points	9 (8-1)	32 (19-13)
	Scored 20+ points	1 (1-0)	2 (1-1)
	Led BYU in scoring	--	2 (1-1)
	Led BYU in rebounds	--	2 (0-2)
	Led BYU in assists	16 (9-7)	48 (27-21)
	Led BYU in steals	6 (6-0)	21 (14-7)
	Made 3+ 3-pt FGs	4 (4-0)	15 (13-3)
	Had 5+ 3-pt FGs	--	--
	Had 3+ assists	28 (21-7)	83 (58-25)
	Had 5+ assists	12 (10-2)	37 (28-9)
	Had 10+ assists	--	1 (1-0)
	Had 3+ steals	1 (1-0)	2 (1-1)

2024-25 GAME-BY-GAME																				
OPPONENT	DATE	GS	MIN.	FG-FGA	PCT	3FG-FGA	PCT	FT-FTA	PCT	OFF	DEF	REB	AST	BLK	STL	PF	TO	PTS	AVG	
Central Arkansas	11/5																			
UC Riverside	11/8																			
Queens	11/13																			
Idaho	11/16																			
Mississippi Valley	11/23	*	21	3-7	.429	3-7	.429	1-2	.500	1	3	4	5	0	1	2	0	10	10.0	
vs. Ole Miss	11/28	*	29	1-3	.333	0-2	.000	0-0	.000	1	0	1	4	0	1	3	0	2	6.0	
vs. NC State	11/29	*	29	3-8	.375	2-6	.333	1-2	.500	1	4	5	3	0	1	0	3	9	7.0	
at Providence	12/3	*	26	1-6	.167	0-3	.000	0-0	.000	1	1	2	4	0	0	5	2	2	5.8	
Fresno State	12/11	*	31	5-8	.625	3-5	.600	0-0	.000	0	2	2	5	0	0	1	2	13	7.2	
vs. Wyoming	12/14	*	29	1-6	.167	0-2	.000	2-2	1.000	2	2	4	6	0	0	1	3	4	6.7	
Florida A&M	12/20	*	26	4-10	.400	2-5	.400	4-5	.800	1	4	5	7	0	1	0	0	14	7.7	
Arizona State	12/31	*	25	1-3	.333	1-2	.500	0-0	.000	3	1	4	3	0	2	0	1	3	7.1	
at Houston	1/4	*	24	1-1	1.000	1-1	1.000	4-4	1.000	0	0	0	0	0	0	2	3	7	7.1	
Texas Tech	1/7	*	29	2-6	.333	1-5	.200	1-2	.500	0	3	3	1	0	1	1	3	6	7.0	
at TCU	1/11		24	2-4	.500	2-4	.500	0-0	.000	0	1	1	6	0	0	0	1	6	6.9	
Oklahoma State	1/14		28	4-4	1.000	3-3	1.000	3-4	.750	0	1	1	3	0	0	2	3	14	7.5	
at Utah	1/18		34	0-5	.000	0-3	.000	2-2	1.000	1	1	2	4	0	2	4	0	2	7.1	
at Colorado	1/21		16	0-2	.000	0-1	.000	0-0	.000	0	0	0	3	0	0	4	2	0	6.6	
Cincinnati	1/25		20	0-2	.000	0-0	.000	0-0	.000	0	2	2	3	0	0	0	1	0	6.1	
Baylor	1/28		26	2-3	.667	1-1	1.000	2-2	1.000	0	0	0	3	0	1	3	2	7	6.2	
at UCF	2/1		24	0-1	.000	0-1	.000	1-4	.250	1	2	3	5	0	1	0	2	1	5.9	
Arizona	2/4		25	5-10	.500	1-5	.200	0-0	.000	2	2	4	6	0	1	1	1	11	6.2	
at Cincinnati	2/8		25	1-3	.333	0-2	.000	1-2	.500	0	1	1	3	1	0	0	1	3	6.0	
at West Virginia	2/11		25	2-6	.333	2-4	.500	0-0	.000	0	1	1	4	0	0	1	1	6	6.0	
Kansas State	2/15		24	4-8	.500	1-4	.250	7-9	.778	2	1	3	3	0	2	2	1	16	6.5	
Kansas	2/18		23	4-9	.444	2-6	.333	0-0	.000	1	2	3	8	0	2	1	3	10	6.6	
at Arizona	2/22		16	2-6	.333	0-3	.000	0-1	.000	0	2	2	5	0	3	3	1	4	6.5	
at Arizona State	2/26		22	5-8	.625	2-4	.500	1-3	.333	1	1	2	4	1	0	2	1	13	6.8	
West Virginia	3/1		22	2-5	.400	2-3	.667	2-4	.500	0	4	4	6	0	0	0	0	8	6.8	
at Iowa State	3/4		32	7-13	.538	4-9	.444	4-6	.667	0	5	5	3	0	1	4	6	22	7.4	
Utah	3/8		24	2-2	1.000	1-1	1.000	0-0	.000	0	0	0	3	0	1	3	2	6	7.3	
vs. Iowa State	3/13		26	2-4	.500	2-4	.500	1-2	.500	0	1	1	7	0	1	3	1	7	7.3	
vs. Houston	3/14		23	0-3	.000	0-2	.000	2-2	1.000	0	0	0	4	0	1	3	1	2	7.1	
vs. VCU	3/20		23	2-5	.400	0-0	.000	2-3	.667	0	0	0	4	0	0	1	0	6	7.1	
vs. Wisconsin	3/22		21	0-2	.000	0-1	.000	0-0	.000	0	2	2	6	0	0	4	2	0	6.9	
vs. Alabama	3/27																			
TOTAL			772	68-163	.417	36-99	.364	41-61	.672	18	49	67	131	2	23	56	50	213	6.9	

CAREER STATISTICS																				
YEAR	GP-GS	MPG	FG-FGA	PCT	3FG-A	PCT	FT-FTA	PCT	OFF-DEF-REB	AVG	PF-D	A	AVG	TO	BLK	AVG	STL	AVG	PTS	AVG
2022-23	34-21	20.6	84-204	.412	36-98	.367	44-70	.629	15-50-65	1.9	75-2	108	3.2	56	2	0.1	24	0.7	248	7.3
2023-24	34-30	29.3	106-251	.422	52-145	.359	43-68	.632	31-87-118	3.5	82-3	172	5.1	59	1	0.1	34	1.0	307	9.0
2024-25	31-10	24.9	68-163	.417	36-99	.364	41-61	.672	18-49-67	2.2	56-1	131	4.2	50	2	0.1	23	0.7	213	6.9
TOTAL	99-61	24.9	258-618	.417	124-342	.363	128-199	.643	64-186-250	2.5	213-6	411	4.2	165	5	0.1	81	0.8	768	7.8





# FOUSSEYNI TRAORE

SENIOR | 6-6 | FORWARD | BAMAKO, MALI | WASATCH ACADEMY

## 2024-25

**4th highest field goal percent in program history (min. 100 FG)...** Scored a career-high 29 points in win over Idaho... tied Marriott Center record going 11-of-12 from the field... also went 7-of-7 from the free throw line... One of three players since 1990 with 29 or more points off the bench... season-high 12 rebounds against Queens...

## 2023-24

**All-Big 12 Honorable Mention...** tied a career-high with five assists in win over No. 7 Kansas... season-high 11 rebounds at No. 6 Iowa State... 9-4 when he scores in double figures... scored a season-high 24 points in win over West Virginia... also had nine rebounds, six of those coming on the offensive glass... made career-high 10 field goals...

## 2022-23

**WCC All-Academic... CSC Academic All-District... WCC All-Second Team...** first underclassmen to lead Cougars in scoring and rebounding in same season since Eric Mika in 2016-17... averaged 12.9 points and 7.8 rebounds per game, shooting 60.7 percent from the field... 1 of 2 players in program history to shoot over 60.0 percent from the field in a single season (min. 100 FG made)... ranked 22nd in the nation in field goal percentage... 15 point, 11 rebound double-double in season opener against Idaho State... seven offensive rebounds tied for most offensive boards in a season opener in program history...

## 2021-22

**WCC All-Freshman Team...** 4-time WCC Freshman of the Week... **Hawaiian Airlines Diamond Head Classic All-Tournament Team...** appeared in 33 games including 21 starts... broke BYU freshman record in total rebounds and offensive rebounds... second-most double-doubles by a freshman in program history... recorded a 25-point, 19 rebound performance on Senior Night against Pepperdine...

## BEFORE BYU

Prepped at Wasatch Academy... represented Mali at 2021 FIBA U19 Basketball World Cup... had a 7-point, 10 rebound performance against the United States... Was part of Mali team that won the 2017 FIBA U16 African Championship...

## PERSONAL

Son of Lamine and Kadiatou... speaks french and Bambara... Master fisherman... Loves watching movies, especially the Mission Impossible franchise... **Founder of Fouss Foundation...** currently in process of raising money for indoor basketball court in Bamako, Mali...

## 2024-25 GAME-BY-GAME

OPPONENT	DATE	GS	MIN.	FG-FGA	PCT	3FG-FGA	PCT	FT-FTA	PCT	OFF	DEF	REB	AST	BLK	STL	PF	TO	PTS	AVG
Central Arkansas	11/5		19	3-5	.600	0-0	.000	0-0	.000	4	2	6	0	2	0	2	0	6	6.0
UC Riverside	11/8		20	6-8	.750	0-1	.000	1-2	.500	5	1	6	2	2	0	2	1	13	9.5
Queens	11/13		17	2-5	.400	0-0	.000	0-0	.000	5	7	12	5	0	2	2	1	4	7.7
Idaho	11/16		23	11-12	.917	0-0	.000	7-7	1.000	2	7	9	2	1	0	1	0	29	13.0
Mississippi Valley	11/23	*	25	5-8	.625	0-1	.000	5-6	.833	5	6	11	1	1	0	2	2	16	13.4
vs. Ole Miss	11/28		24	5-8	.625	0-0	.000	6-6	1.000	2	4	6	3	1	1	3	3	16	13.8
vs. NC State	11/29		17	4-6	.667	0-0	.000	2-2	1.000	2	3	5	1	0	0	2	1	10	13.3
at Providence	12/3		14	4-8	.500	0-0	.000	0-0	.000	1	1	2	1	0	0	2	0	8	12.6
Fresno State	12/11		19	2-4	.500	1-1	1.000	0-0	.000	0	10	10	3	1	0	1	3	5	11.8
vs. Wyoming	12/14		16	3-4	.750	0-0	.000	2-2	1.000	0	3	3	1	0	0	2	0	8	11.4
Florida A&M	12/20		17	4-6	.667	0-0	.000	1-1	1.000	3	3	5	5	0	0	1	1	9	11.2
Arizona State	12/31		18	2-3	.667	0-0	.000	0-1	.000	1	3	4	1	0	1	0	2	4	10.6
at Houston	1/4		20	0-3	.000	0-0	.000	1-2	.500	1	5	6	3	0	0	0	3	1	9.8
Texas Tech	1/7		24	5-10	.500	0-0	.000	4-5	.800	2	3	5	0	0	0	1	1	14	10.1
at TCU	1/11		21	1-3	.333	0-0	.000	3-4	.750	0	7	7	2	0	0	2	1	5	9.8
Oklahoma State	1/14		17	3-4	.750	0-0	.000	1-2	.500	1	6	7	3	1	1	0	2	7	9.6
at Utah	1/18		23	8-13	.615	0-0	.000	0-0	.000	3	3	6	2	1	0	4	2	16	10.0
at Colorado	1/21		13	1-1	1.000	0-0	.000	2-2	1.000	1	1	2	0	0	0	0	4	4	9.7
Cincinnati	1/25		13	2-3	.667	0-0	.000	0-0	.000	1	2	3	2	0	0	2	2	4	9.4
Baylor	1/28		17	3-6	.500	0-0	.000	1-2	.500	3	2	5	0	0	0	1	0	7	9.3
at UCF	2/1		17	4-6	.667	0-0	.000	1-2	.500	0	2	2	1	0	0	1	2	9	9.2
ARizona	2/4		15	2-2	1.000	0-0	.000	2-2	1.000	1	6	7	0	0	1	1	2	6	9.1
at Cincinnati	2/8		11	1-1	1.000	0-0	.000	0-0	.000	1	2	3	1	0	0	1	1	2	8.8
at West Virginia	2/11		20	3-7	.429	0-1	.000	1-1	1.000	2	4	6	1	0	0	0	0	7	8.7
Kansas State	2/15		12	3-3	1.000	0-0	.000	5-6	.833	2	2	4	0	1	0	0	0	11	8.8
Kansas	2/18		18	2-3	.667	0-0	.000	3-4	.750	3	3	6	1	0	2	0	1	7	8.7
at Arizona	2/22		17	1-4	.250	0-0	.000	0-0	.000	2	0	2	1	1	0	2	0	2	8.5
at Arizona State	2/26		19	4-5	.800	0-0	.000	2-2	1.000	1	3	4	1	0	0	4	0	10	8.5
West Virginia	3/1		21	9-13	.692	0-0	.000	2-4	.500	3	7	10	2	0	0	2	1	20	8.9
at Iowa State	3/4		8	1-2	.500	0-0	.000	0-0	.000	0	0	0	0	0	0	1	3	2	8.7
Utah	3/8		14	2-4	.500	0-0	.000	0-0	.000	2	4	6	0	1	1	0	2	4	8.5
vs. Iowa State	3/13		16	5-6	.833	0-0	.000	5-5	1.000	2	0	2	0	0	1	1	0	15	8.8
vs. Houston	3/14		14	2-5	.400	0-0	.000	0-0	.000	1	2	3	0	0	0	2	0	4	8.6
vs. VCU	3/20		19	4-7	.571	0-0	.000	5-6	.833	4	5	9	2	0	0	1	1	13	8.7
vs. Wisconsin	3/22		16	3-4	.750	0-0	.000	0-0	.000	1	4	5	0	1	0	3	3	6	8.7
vs. Alabama	3/27																		
TOTAL			614	120-192	.625	1-4	.250	62-76	.816	67	123	190	47	14	10	49	45	303	8.7

## SEASON HIGHS

Points:	29	Idaho (11/16/24)
Rebounds:	12	Queens (11/13/24)
Assists:	5 (2x)	Florida A&M (12/20/24)
Steals:	2 (2x)	Kansas (2/18/25)
Blocks:	2 (2x)	UC Riverside (11/8/24)
Field Goals:	11	Idaho (11/16/24)
3-Pointers:	1	Fresno State (12/11/24)
Free Throws:	7	Idaho (11/16/24)
Minutes:	25	Mississippi Valley State (11/23/24)

## CAREER HIGHS

Points:	29	Idaho (11/16/24)
Rebounds:	19	Pepperdine (2/26/22)
Assists:	5 (4x)	Queens (11/13/24)
Steals:	3 (2x)	Gonzaga (1/12/23)
Blocks:	4	at Loyola Marymount (2/10/22)
Field Goals:	11	Idaho (11/16/24)
3-Pointers:	2	Southeastern Louisiana (11/15/23)
Free Throws:	8 (2x)	Portland (12/31/22)
Minutes:	37	at Loyola Marymount (2/10/22)

## BIG 12 HIGHS

Points:	24	at West Virginia (2/3/24)
Rebounds:	11	at Iowa State (3/6/24)
Assists:	5	at Kansas (2/27/24)
Steals:	2	Kansas (2/18/25)
Blocks:	3	at Iowa State (3/6/24)
Field Goals:	10	at West Virginia (2/3/24)
3-Pointers:	--	--
Free Throws:	5 (2x)	Kansas State (2/15/25)
Minutes:	31	at West Virginia (2/3/24)

## PRODUCTION TRACKER

	2024-25	Career
Had a double-double	2 (2-0)	21 (16-5)
Scored 10+ points	12 (9-3)	66 (44-22)
Scored 20+ points	2 (2-0)	8 (6-2)
Led BYU in scoring	4 (3-1)	30 (20-10)
Led BYU in rebounds	9 (6-3)	57 (38-19)
Led BYU in assists	1 (1-0)	6 (3-3)
Led BYU in blocks	5 (4-1)	38 (25-13)
Led BYU in steals	3 (3-0)	16 (11-5)
Had 3+ blocks	--	9 (7-2)
Had 3+ assists	4 (3-1)	17 (15-2)
Had 3+ steals	--	2 (1-1)
Had 10+ rebounds	4 (4-0)	27 (20-7)
Had 15+ rebounds	--	4 (3-1)

## CAREER STATISTICS

YEAR	GP-GS	MPG	FG-FGA	PCT	3FG-A	PCT	FT-FTA	PCT	OFF-DEF-REB	AVG	PF-D	A	AVG	TO	BLK	AVG	STL	AVG	PTS	AVG
2021-22	33-21	23.6	126-214	.589	1-8	.125	64-86	.744	93-187-280	8.5	61-0	30	0.9	49	42	1.3	17	0.5	317	9.6
2022-23	33-33	24.8	165-272	.607	1-1	1.000	94-124	.758	92-167-259	7.8	63-1	48	1.5	73	23	0.7	24	0.7	425	12.9
2023-24	26-8	18.4	112-179	.626	2-3	.667	58-61	.716	51-85-136	5.2	44-0	34	1.3	45	20	0.8	16	0.6	284	10.9
2024-25	35-1	17.5	120-192	.625	1-4	.250	62-76	.816	67-123-190	5.4	49-0	47	1.3	45	14	0.4	10	0.3	303	8.7
TOTAL	127-63	21.2	523-857	.610	5-16	.313	278-367	.757	303-562-865	6.8	217-1	159	1.3	212	99	0.8	67	0.5	1329	10.5







# JARED MCGREGOR

JUNIOR | 6-3 | GUARD | SARATOGA SPRINGS, UTAH | WESTLAKE HIGH SCHOOL

**2024-25**  
Made season debut in win over Queens...made first 3-pointer of the season in win over Florida A&M... also connected on his first career free throw... out for the season after injury finger before UCF game...

**2023-24**  
Played in a career-games... connected on first 3-pointer of the season in win over South-eastern Louisiana... also made 3-pointer in win over Evansville...

**2022-23**  
Made collegiate debut against Westminster... Scored a career-high 6 points in win over Western Oregon... Went 2-of-2 from 3-point range...

**BEFORE BYU**  
Served a mission for the Church of Jesus Christ of Latter-Day Saints in Spokane, Wash... Prepped at Westlake High School... Averaged 12.2 points per game as a senior... Made 76 3-pointers, most in Utah 6A... Played AAU basketball for Utah Mountain Stars...

**PERSONAL**  
Son of Kathy and the late Mark McGregor... Father, Mark, was an All-American swimmer at BYU... Served a mission for the Church of Jesus Christ of Latter-Day Saints in Spokane, Wash... Has traveled to China (2x), Australia and Mali for basketball...

## 2024-25 GAME-BY-GAME

OPPONENT	DATE	GS	MIN.	FG-FGA	PCT	3FG-FGA	PCT	FT-FTA	PCT	OFF	DEF	REB	AST	BLK	STL	PF	TO	PTS	AVG
Central Arkansas	11/5																		
UC Riverside	11/8																		
Queens	11/13		2	0-2	.000	0-2	.000	0-0	.000	0	0	0	1	0	0	0	0	0	0.0
Idaho	11/16																		
Mississippi Valley	11/23		2	0-0	.000	0-0	.000	0-0	.000	0	0	0	0	0	0	0	0	0	0.0
vs. Ole Miss	11/28																		
vs. NC State	11/29																		
at Providence	12/3																		
Fresno State	12/11																		
vs. Wyoming	12/14		1	0-0	.000	0-0	.000	0-0	.000	0	0	0	0	0	0	0	0	0	0.0
Florida A&M	12/20		2	1-2	.500	1-2	.500	1-2	.500	0	0	0	0	0	0	0	0	4	1.0
Arizona State	12/31																		
at Houston	1/4																		
Texas Tech	1/7																		
at TCU	1/11																		
Oklahoma State	1/14																		
at Utah	1/18																		
at Colorado	1/21																		
Cincinnati	1/25																		
Baylor	1/28																		
at UCF	2/1																		
ARizona	2/4																		
at Cincinnati	2/8																		
at West Virginia	2/11																		
Kansas State	2/15																		
Kansas	2/18																		
at Arizona	2/22																		
at Arizona State	2/26																		
West Virginia	3/1																		
at Iowa State	3/4																		
Utah	3/8																		
vs. Iowa State	3/13																		
vs. VCU	3/20																		
vs. Wisconsin	3/22																		
vs. Alabama	3/27																		
TOTAL			6	1-4	.250	1-4	.250	1-2	.500	0	0	0	1	0	0	0	0	4	1.0

### SEASON HIGHS

Points:	4	Florida A&M (12/20/24)
Rebounds:	--	--
Assists:	1	Queens (11/13/24)
Steals:	--	--
Blocks:	--	--
Field Goals:	1	Florida A&M (12/20/24)
3-Pointers:	1	Florida A&M (12/20/24)
Free Throws:	1	Florida A&M (12/20/24)
Minutes:	2 (3x)	Florida A&M (12/20/24)

### CAREER HIGHS

Points:	6	Western Oregon (12/15/22)
Rebounds:	2	Southeastern Louisiana (11/15/23)
Assists:	1 (2x)	Queens (11/13/24)
Steals:	--	--
Blocks:	--	--
Field Goals:	2	Western Oregon (12/15/22)
3-Pointers:	2	Western Oregon (12/15/22)
Free Throws:	1	Florida A&M (12/20/24)
Minutes:	3 (2x)	Bellarmine (12/22/23)

### BIG 12 HIGHS

Points:	--	--
Rebounds:	--	--
Assists:	--	--
Steals:	--	--
Blocks:	--	--
Field Goals:	--	--
3-Pointers:	--	--
Free Throws:	--	--
Minutes:	1	Iowa State (1/16/24)

### PRODUCTION TRACKER

	2024-25	Career
Had a double-double	--	--
Scored 10+ points	--	--
Scored 20+ points	--	--
Led BYU in scoring	--	--
Led BYU in rebounds	--	--
Led BYU in assists	--	--
Led BYU in steals	--	--
Made 3+ 3-pt FGs	--	--
Had 5+ 3-pt FGs	--	--
Had 3+ assists	--	--
Had 3+ steals	--	--
Had 5+ rebounds	--	--
Had 10+ rebounds	--	--

## CAREER STATISTICS

YEAR	GP-GS	MPG	FG-FGA	PCT	3FG-A	PCT	FT-FTA	PCT	OFF-DEF-REB	AVG	PF-D	A	AVG	TO	BLK	AVG	STL	AVG	PTS	AVG
2022-23	6-0	1.3	2-4	.500	2-3	.667	0-0	.000	0-0-0	0.0	2-0	0	0.0	0	0	0.0	0	0.0	6	1.0
2023-24	11-0	1.8	2-7	.286	2-6	.333	0-0	.000	1-2-3	0.3	2-0	1	0.1	2	0	0.0	0	0.0	6	0.5
2024-25	4-0	1.5	1-4	.250	1-4	.250	1-2	.500	0-0-0	0.0	0-0	1	0.3	0	0	0.0	0	0.0	4	1.0
TOTAL	21-0	1.6	5-15	.333	5-13	.385	1-2	.500	1-2-3	0.1	4-0	2	0.1	2	0	0.0	0	0.0	16	0.8



## THE LAST TIME...

### 5 players scored in double figures

3/8/25 vs. Utah, Baker 15, Saunders 14, Keita 12, Boskovic 11, Demin 10

### 6 players scored in double figures

12/11/24 vs. Fresno State, Knell 22, Saunders 17, Baker 14, Hall 13, Keita 12, Catchings 10

### No players scored in double figures

2/21/05 at Air Force, 39-70 L

### One player recorded a double-double

3/1/25 vs. West Virginia  
Fousseyni Traore, 20 points, 10 rebounds

### Two players recorded a double-double

12/13/23 vs. Denver  
Noah Waterman 20 points, 14 rebounds  
Spencer Johnson 11 points, 11 rebounds

### One player recorded a triple-double

3/16/16 vs. UAB  
Kyle Collinsworth, 19 points, 10 rebounds, 12 assists

### Two double-digit rebounders

2/15/25 vs. Kansas State  
Richie Saunders 14, Keba Keita 11

### Four players had 9 or more rebounds

12/30/06 vs. Seton Hall, Cummand 12, Plaisted 9, Young 9, Ainge 9

### Two players fouled out

12/3/22 vs. South Dakota  
Trey Stewart, Gideon George

### Three or more players fouled out

12/1/18 at Weber State  
Yoeli Childs, TJ Haws, Connnor Harding

### A BYU player received a technical foul

3/22/25 vs. Wisconsin, Mawot Mag, Dawson Baker

### An opponent player received a technical foul

3/8/25 vs. Utah, Jake Wahlm

### A BYU coach received a technical foul

2/23/24 at Kansas, Mark Pope

### An opponent coach received a technical foul

3/22/25 vs. Wisconsin, Bench

### A BYU player ejected from a game

3/22/25 vs. Wisconsin, Dawson Baker

### An opponent player ejected from a game

1/6/24 vs. Iowa State, Hason Ward

### A coach ejected from the game

11/24/23 vs. NC State  
NC State coach Kevin Keatts (2 technical fouls)

### AT LEAST two players scored 20+ points

3/4/25 at Iowa State, Saunders - 23, Hall - 22

### Three players scored 20+ points

2/20/20 vs. Santa Clara, Haws 28, Childs 22, Toolson 20

### Four players scored 20+ points

1/13/79 vs. New Mexico, D. Ainge 27, Runia 25, Durrant 20, Taylor 20

### Two players scored 25+ points

11/16/24 vs. Idaho, Fousseyni Traore 29, Richie Saunders 26

### A player scored 30+ points

12/31/24 vs. Arizona State, Richie Saunders 30

### A player scored 40+ points

12/23/15 vs. New Mexico, Chase Fischer 41

### A player attempted 20 or more field goals

2/4/25 vs. Arizona, Egor Demin 20

### A player had 5 or more steals

1/12/23 vs. Gonzaga, Spencer Johnson 5

### A player had 5 or more blocks

2/15/25 vs. Kansas State, Keba Keita 5

### A player had double-digit assists

2/26/25 at Arizona State, Egor Demin 10

### A player made double-digit free throws

3/4/25 at Iowa State, Richie Saunders 13

### A player shot 100% from the free throw line (min. 8 att.)

3/13/25 vs. Iowa State, Richie Saunders (8-8)

### A player shot 100% from the floor (min. 5 att.)

2/22/25 at Arizona, Keba Keita (5-5)

### A player shot 100% from threes (min. 3 att.)

3/13/25 vs. Iowa State, Trevin Knell (4-4)

### Did not make a 3-point field goal

3/8/14 vs. Loyola Marymount, (0-12) W

### Opponent did not make a 3-point field goal

11/13/19 vs. Southern Utah (0-12) W

### BYU had five or fewer turnovers

12/3/24 at Providence, 5 L

### BYU committed 25-plus turnovers

3/4/25 at Iowa State, 29 W

### BYU committed 11 or less team fouls in a game

2/18/25 vs. Kansas 10, W

### BYU scored 90 points

3/22/25 vs. Wisconsin, 91-89

### BYU scored 100 points

12/22/23 vs. Bellarmine, 101-56 W

### BYU scored 110 points

11/6/23 vs. Houston Christian, 110 W

### BYU scored less than 50 points in a game

1/15/08 at UNLV, 41-70 L

### Held opponent to less than 50 points in a game

11/23/24 vs. Mississippi Valley State, 87-43 W

### BYU scored less than 40 points in a game

2/21/05 at Air Force, 39-70 L

### Held opponents to less than 40 points in a game

12/22/21 vs. South Florida 54-39 W

### Shot 60% from the field

1/27/24 vs. Texas (.630) 32-50

### Opponent shot 60% from the field

1/13/22 at Gonzaga (.694) 43-62

### Shot 70% from the field in a half

1/25/25 vs. Cincinnati (.739) 17-23

### Did not miss a 2-point FG attempt in a half

2/23/04 vs. Air Force, 13-13 inside the arc, (14-17, .824 overall)

### Shot less than 30% from the field

12/1/20 vs. USC (.275) 16-69

### Opponent shot less than 30% from the field

1/13/24 at UCF (.293) 17-58

### Shot 100% from the free throw line

2/24/22 vs. Loyola Marymount (6-6)

### Shot 90% from the free throw line (min. 10 att.)

3/22/25 vs. Wisconsin (.928) 15-16

### Shot less than 50% from the free throw line

2/26/25 at Arizona State (.400) 6-15

### Shot 60% on 3-pointers

1/25/25 vs. Cincinnati (.625), 15-24

### Shot 70% on 3-pointers

12/11/13 vs. Prairie View A&M (.714), 10-14

### Opponent scored less than 20 points in the 1st half

3/1/25 vs. West Virginia, 19 (25-29, 77-56 W)

### Opponent scored less than 20 points in the 2nd half

11/23/24 vs. Mississippi Valley State, 16 (32-16, 87-43) W

### BYU scored less than 20 points in the 1st half

3/9/19 vs. San Diego, 19 (BYU trailed 19-46)

### BYU scored less than 20 points in the 2nd half

1/15/00 vs. Utah, 19

### Opponent scored 50 or more points in a half

3/22/25 vs. Wisconsin, 53 (2nd)

### BYU scored 50 or more points in the first half

12/20/24 vs. Florida A&M, 50

### BYU scored 50 or more points in the second half

3/8/25 vs. Utah, 51

### BYU scored 60 or more points in the first half

11/29/22 vs. Westminster, 63

### BYU scored 60 or more points in the second half

1/30/20 vs. Pepperdine, 61

### Won by 60 or more points (largest margin ever)

12/22/06 vs. Western Oregon (62) 102-40

### Won by 50 or more points

11/15/23 vs. Southeastern Louisiana (57) 105-48

### Won by 40 or more points

12/20/24 vs. Florida A&M (46), 103-57

### Won by 30 or more points

2/18/25 vs. Kansas (34) (91-57)

### Won by 25 or more points

1/25/25 vs. Cincinnati (28) (80-52)

### Lost by 35-plus points

11/22/04 vs. North Carolina (36) 86-50

### Lost by 30-plus points

1/4/25 at No. 14 Houston (31) 55-86

### Lost by 25-plus points

12/1/20 vs. USC (26) 53-79

### Played an overtime game

3/4/25 at Iowa State, 88-85 (20T)

### Won in single overtime

1/28/25 vs. Baylor, 93-89 (OT)

### Lost in overtime

1/18/25 at Utah, 72-73 L (OT)

### Played a double OT game

3/4/25 at Iowa State, 88-85 (20T)

### Played a triple OT game

1/23/14 at Portland, 114-110 L (30T)

### Won 10-straight games

2010-11 (10)

### Won 15-straight games

2009-10 (15)

### Lost 3-straight games

2024-25, @ Houston, Texas Tech, @ TCU

### Lost 4-straight games

2022-23, @ Pepperdine, @ Gonzaga, Santa Clara, @ Saint Mary's

### Lost 5-straight games

2004-05, @ UNM, @ AFA, @ Utah, UNLV, vs. UNM (at MWC)

### Lost 9-straight games

1997-98

### Lost 10-straight games

1996-97 (21) - school record

### Played an NCAA tournament game

3/22/25 vs. Wisconsin - NCAA 2nd Round, 91-89

### Won an NCAA tournament game

3/22/25 vs. Wisconsin - NCAA 2nd Round, 91-89

### Won two NCAA tournament games

1980-81 Princeton 60-51, UCLA 78-55, Notre Dame 51-50, then lost to Virginia 60-74  
2010-11 Wofford 74-66, Gonzaga 89-67  
2024-25 VCU 80-71, Wisconsin 91-89

### Won three NCAA tournament games

1980-81 Princeton 60-51, UCLA 78-55, Notre Dame 51-50, then lost to Virginia 60-74

### Played in the NIT

2021-22

### Won an NIT game

3/19/22 Northern Iowa, 90-71

### Won two NIT games

2021-22 LBSU, 93-72, UNI 90-71

### Won three NIT games

2015-16 Advanced to NIT semifinals (appearance vacated by the NCAA)  
2012-13 Advanced to NIT semifinals  
1965-66 NIT Champions  
1950-51 NIT Champions

### Won a conference tournament

2000-01

### Won a regular season conference title

2010-11

### Won a conference regular season outright

2007-08

### Defeated a ranked team

3/22/25 vs. No. 13 Wisconsin (13/10), 91-89

### Defeated a ranked team at home

2/18/25 vs. No. 23 Kansas (23/25), 91-57

### Defeated a ranked team on the road

3/4/25 at No. 10 Iowa State (10/10), 88-85 (20T)

### Was ranked in the Top 25 AP Poll

3/17/25 Ranked 17th

### Was ranked in the Top 25 Coaches Poll

3/16/25 Ranked 17th

### Finished season ranked in the Top 25 polls

2019-20 16th (Coaches), 18th (AP)



# COUGARS IN THE RECORD BOOK

## INDIVIDUAL CAREER RECORDS

Points Scored				
Rk	Name, Years	G	Pts	
1	Tyler Haws, 2009-10,12-15	139	2,720	
2	Jimmer Fredette, 2007-11	139	2,599	
3	Danny Ange, 1977-81	118	2,467	
4	Michael Smith, 1983-84,86-89	122	2,319	
5	Devin Durrant, 1978-80,82-84	117	2,285	
6	Yaeli Childs, 2016-20	119	2,031	
7	TJ Haws, 2016-20	133	1,899	
8	Russell Larson, 1991-95	129	1,885	
9	Fred Roberts, 1978-82	119	1,841	
10	Jeff Chatman, 1984-88	122	1,824	
11	Mekeli Wesley, 1997-01	115	1,740	
12	Mark Bigelow, 1998-99, 01-04	120	1,715	
13	Kyle Collinsworth, 2010-11, 13-16	135	1,680	
14	Brandon Davies, 2009-13	135	1,680	
15	Ken Roberts, 1990-91, 93-96	126	1,652	
16	Lee Cummand, 2005-09	131	1,569	
17	Jonathan Tavernani, 2006-10	132	1,519	
18	Kresimir Cosic, 1970-73	79	1,513	
19	Joe Nelson, 1946-50	115	1,494	
20	Jay Cheesman, 1973-77	103	1,408	
21	Roland Minson, 1984-85	105	1,407	
22	Alan Taylor, 1976-80	117	1,388	
23	Trent Plaisted, 2004-08	103	1,372	
24	Marty Haws, 1986-90	120	1,337	
25	<b>Fousseyni Traore, 2021-present</b>	<b>127</b>	<b>1,329</b>	
26	Alex Barcello, 2019-22	93	1,307	
27	Dick Nemelka, 1963-66	78	1,299	
28	Alan Taylor, 1976-80	110	1,284	
29	Jackson Emery, 2005-06, 08-11	133	1,235	
30	Doug Richards, 1971-74	78	1,218	
31	Gary Trost, 1987-88, 90-93	114	1,205	
32	Matt Carling, 2011-14	96	1,201	
33	Edon Brinley, 1927-31	---	1,195	
34	Noah Hartsock, 2008-12	134	1,191	
35	Elwood Romney, 1929-33	110	1,189	
36	Joe Riches, 1950-53	89	1,177	
37	Randy Reid, 1992-96	125	1,170	
38	Ken Lim, 1966-69	76	1,156	
39	Doug Howard, 1967-70	79	1,143	
40	Mel Hutchins, 1947-48, 49-51	97	1,141	
41	Travis Hansen, 2000-03	86	1,137	
42	Steve Schreiner, 1988-91	93	1,128	
43	Chase Fischer, 2014-16	71	1,121	
44	John Fairchild, 1963-65	53	1,109	
45	Gary Earnest, 1958-61	77	1,108	
46	Terrell Lyday, 1999-01	66	1,105	
47	Mark Handy, 1973-77	96	1,099	
48	Bruce Burton, 1960-63	78	1,089	
49	<b>Trevin Knell, 2019-present</b>	<b>149</b>	<b>1,089</b>	
50	Eric Mika, 2013-14, 16-17	67	1,080	
51	Meena Young, 2004-07	88	1,068	
52	<b>Richie Saunders, 2022-present</b>	<b>102</b>	<b>1,068</b>	
53	Scott Runia, 1976-80	110	1,051	
54	Bernie Fryer, 1970-72	55	1,031	
55	Dave Eastis, 1958-61	69	1,015	

Field Goal Percentage				
Rk	Name, Years	FG	FGA	Pct
1	<b>Fousseyni Traore, 2021-present</b>	<b>523</b>	<b>857</b>	<b>.610</b>
2	Alan Taylor, 1976-80	504	874	.577
3	Rafael Araujo, 2002-04	366	646	.567
4	Gary Trost, 1987-88, 90-93	420	742	.566
5	Jared Miller, 1990-93	306	550	.5563

\*Minimum 300 FG Made

3-Point Field Goals Made				
Rk	Name, Years	3FG		
1	Jimmer Fredette, 2007-11	296		
2	Jonathan Tavernani, 2006-10	265		
3	TJ Haws, 2016-20	242		
4	<b>Trevin Knell, 2019-present</b>	<b>237</b>		
5	Jackson Emery, 2005-06, 08-11	230		
6	Chase Fischer, 2014-16	215		
7	Mark Bigelow, 1998-99, 01-04	213		
8	Alex Barcello, 2019-22	194		
9	Zac Seljaas, 2015-16, 17-20	171		
10	Mike Rose, 2003-07	163		
11	Tyler Haws, 2009-10, 12-15	162		
12	Matt Carling, 2011-14	157		
13	Lee Cummand, 2005-09	153		
14	Jaxson Robinson, 2022-24	142		
15	Andy Toolson, 1984-85, 87-90	141		
16	<b>Richie Saunders, 2022-present</b>	<b>140</b>		
17	Spencer Johnson, 2020-24	138		
18	Nick Sanderson, 1991-93	129		
19	Terrell Lyday, 1999-01	127		
20	Mark Heslop, 1988-92	126		

3-Point Field Goal Attempts				
Rk	Name, Years	3FGA		
1	Jimmer Fredette, 2007-11	752		
2	Jonathan Tavernani, 2006-10	698		
3	TJ Haws, 2016-20	671		
4	Jackson Emery, 2005-06, 08-11	601		
5	<b>Trevin Knell, 2019-present</b>	<b>591</b>		
6	Mark Bigelow, 1998-99, 01-04	559		
7	Chase Fischer, 2014-16	553		
8	Matt Carling, 2011-14	468		
9	Zac Seljaas, 2015-16, 17-20	433		
10	Alex Barcello, 2019-22	429		
11	Tyler Haws, 2009-10, 12-15	427		
12	Jaxson Robinson, 2022-24	407		
13	Mike Rose, 2003-07	381		
14	Spencer Johnson, 2020-24	370		
15	<b>Richie Saunders, 2022-present</b>	<b>358</b>		
16	Randy Reid, 1992-96	355		
17	Lee Cummand, 2005-09	355		
18	Nick Sanderson, 1991-93	350		
19	<b>Dallin Hall, 2022-present</b>	<b>342</b>		

3-Point Field Goal Percentage*				
Rk	Name, Years	3FG	3FGA	Pct
1	Nathan Call, 1986-88, 90-92	110	241	.456
2	Alex Barcello, 2019-22	194	429	.452
3	Mark Heslop, 1988-92	126	283	.445
4	Andy Toolson, 1984-85, 87-90	141	323	.437
5	Lee Cummand, 2005-09	153	355	.431
6	Michael Smith, 1983-84, 86-89	116	270	.430
7	Mike Rose, 2003-07	163	381	.428
8	Sam Burgess, 2004-05, 06-08	81	196	.413
9	Zac Seljaas, 2015-16, 17-19	135	332	.407
10	Skyler Halford, 2013-15	81	201	.4029
11	Austin Ange, 2003-07	113	281	.402
12	<b>Trevin Knell, 2019-present</b>	<b>237</b>	<b>591</b>	<b>.401</b>
13	Terrell Lyday, 1999-01	127	321	.3956
14	Todd Christensen, 1995-96, 98-00	104	264	.3939
15	Jimmer Fredette, 2007-11	296	752	.3936
16	<b>Richie Saunders, 2022-present</b>	<b>140</b>	<b>358</b>	<b>.391</b>
17	Chase Fischer, 2014-16	215	553	.3887
18	Michael Vranes, 1996-97, 98-00	78	201	.3881
19	Jackson Emery, 2005-06, 08-11	230	601	.3827
20	Mark Bigelow, 1998-99, 01-04	213	559	.381

\*Minimum 75 3FG Made

3-Pointers Games				
Rk	Name, Years	#		
1	Jimmer Fredette, 2007-11	47		
2	TJ Haws, 2016-20	47		
3	Jonathan Tavernani, 2006-10	46		
4	Chase Fischer, 2014-16	39		
5	<b>Trevin Knell, 2019-present</b>	<b>36</b>		
6	Mark Bigelow, 1998-99, 01-04	34		
7	Jackson Emery, 2005-06, 08-11	34		
8	Alex Barcello, 2019-22	31		
9	Mike Rose, 2003-07	24		
10	Jaxson Robinson, 2022-24	22		
11	Nick Sanderson, 1991-93	22		
12	Andy Toolson, 1984-85, 87-90	21		
13	Tyler Haws, 2009-10, 12-15	19		
14	<b>Richie Saunders, 2022-present</b>	<b>19</b>		

5-3-Pointers Games				
Rk	Name, Years	#		
1	Chase Fischer, 2014-16	14		
2	Jonathan Tavernani, 2006-10	13		
3	Jimmer Fredette, 2007-11	13		
4	Jackson Emery, 2005-06, 08-11	11		
5	Matt Carling, 2011-14	6		
6	Jake Toolson, 2014-16, 19-20	6		
7	Terrell Lyday, 1999-01	5		
8	Mike Rose, 2003-07	5		
9	Elijah Bryant, 2016-18	5		
10	Zac Seljaas, 2015-16, 17-20	5		
11	Alex Barcello, 2019-22	5		
12	Jaxson Robinson, 2022-24	5		
13	<b>Trevin Knell, 2019-present</b>	<b>5</b>		
14	<b>Richie Saunders, 2022-present</b>	<b>5</b>		

Assists				
Rk	Name, Years	G	Ast	Avg
1	Kyle Collinsworth, 2010-11, 13-16	140	703	5.0
2	TJ Haws, 2016-20	133	603	4.5
3	Matt Montague, 1996-97, 99-02	122	570	4.7
4	Danny Ange, 1977-81	118	539	4.6
5	Nathan Call, 1986-88, 90-92	129	528	4.1
6	Jimmer Fredette, 2007-11	139	515	3.7
7	Marty Haws, 1986-90	123	502	4.1
8	Randy Reid, 1992-96	125	458	3.7
9	Matt Carling, 2011-14	96	437	4.6
10	<b>Dallin Hall, 2022-present</b>	<b>99</b>	<b>411</b>	<b>4.2</b>

Assists Per Game*				
Rk	Name, Years	G	Ast	Avg
1	Kyle Collinsworth, 2010-11, 13-15	140	703	5.02
2	Matt Montague, 1996-97, 99-02	122	570	4.67
3	Danny Ange, 1977-81	118	539	4.57
4	Matt Carling, 2011-14	96	437	4.55
5	TJ Haws, 2016-20	133	603	4.53
6	<b>Dallin Hall, 2022-present</b>	<b>99</b>	<b>411</b>	<b>4.15</b>
7	Nathan Call, 1986-88, 90-92	129	528	4.09
8	Marty Haws, 1986-90	123	502	4.08
9	Jimmer Fredette, 2007-11	139	515	3.71
10	Scott Runia, 1976-80	110	405	3.68

\*Minimum 50 Games Played

Assist-to-Turnover Ratio*				
Rk	Name, Years	A	TO	A:TO
1	Craig Cusick, 2011-13	148	65	2.69:1
2	Marty Perry, 1982-85	299	117	2.56:1
3	<b>Dallin Hall, 2022-present</b>	<b>411</b>	<b>165</b>	<b>2.48:1</b>
4	Jackson Emery, 2005-06, 08-11	312	132	2.36:1
5	Ben Murdoch, 2006-08	157	67	2.34:1

\*Minimum 50 Games Played and 2.0 APG

Assist-to-Turnover Ratio*				
Rk	Name, Years	A	TO	A:TO
1	Marty Perry, 1982-85	299	117	2.56:1
2	<b>Dallin Hall, 2022-present</b>	<b>411</b>	<b>165</b>	<b>2.48:1</b>
3	Nathan Call, 1986-88, 90-92	528	236	2.24:1
4	Scott Runia, 1976-80	405	185	2.19:1
5	Kevin Santiago, 1988-90	193	90	2.14:1

\*Minimum 50 Games Played and 3.0 APG

10-Assists Games				
Rk	Name, Years	#		
1	Kyle Collinsworth, 2010-11, 13-16	18		
2	Matt Montague, 1996-97, 99-02	10		
3	Nathan Call, 1986-88, 90-92	6		
4	Danny Ange, 1977-81	5		
5	Randy Reid, 1992-96	5		
6	Mike May, 1976-80	4		
7	TJ Haws, 2016-20	4		
8	Scott Runia, 1976-80	3		
9	Marty Haws, 1986-90	3		
10	Matt Carling, 2011-14	3		
11	Kresimir Cosic, 1970-73	2		
12	Avenan Parnish, 1986-86	2		
13	Brian Taylor, 1982-84, 86-88	2		
14	Robbie Reid, 1993-95	2		
15	Jimmer Fredette, 2007-11	2		
16	<b>Egor Demin, 2024-present</b>	<b>2</b>		

Offensive Rebounds				
Rk	Name, Years	G	OReb	Avg
1	Kyle Collinsworth, 2010-11, 13-16	140	307	2.2
2	<b>Fousseyni Traore, 2021-present</b>	<b>127</b>	<b>303</b>	<b>2.4</b>

Rebounds				
Rk	Name, Years	G	Reb	Avg
1	Yoeli Childs, 2016-20	119	1,053	8.8
2	Kyle Collinsworth, 2010-11, 13-16	140	1,047	7.5
3	Michael Smith, 1983-84, 86-89	122	922	7.6
4	Kresimir Cosic, 1970-73	79	919	11.6
	Alan Taylor, 1976-80	110	919	8.4
6	Foussouni Traore, 2021-present	127	865	6.8



# COUGARS IN THE RECORD BOOK

## Highest Winning Percentage\*

Rk	Name, Years	GP	W	L	Pct
1	James Anderson, 2008-11	87	73	14	.839
2	Jimmer Fredette, 2007-11	139	112	27	.806
3	Charles Abou, 2008-12	141	113	28	.801
4	Noah Hartsock, 2008-12	134	107	27	.799
5	Brandon Davies, 2009-13	135	107	28	.793
6	Jackson Emery, 2005-06, 08-11	133	105	28	.789
7	Jonathan Tavernari, 2006-10	132	103	29	.780
8	Brook Zylstra, 2009-13	119	91	28	.765
9	Kyle Collinsworth, 2010-11, 13-16	140	103	37	.736
10	Steve Trumbo, 1978-82	116	84	31	.730
11	Alex Barcello, 2019-22	94	68	26	.7234
12	Fred Roberts, 1978-82	119	86	33	.7226
13	Russell Larson, 1991-95	129	93	36	.7209
14	Tyler Haws, 2009-10, 12-15	139	100	39	.7194
15	Gary Trost, 1987-88, 90-93	114	82	32	.7193
16	<b>Trevin Knell, 2019-present</b>	<b>149</b>	<b>107</b>	<b>42</b>	<b>.718</b>
17	Shane Knight, 1991-95	124	89	35	.7177
18	Josh Sharp, 2011-15	115	82	33	.7130
19	Nathan Call, 1986-88, 90-92	128	91	37	.7109
20	Kresimir Cosic, 1970-73	79	56	23	.7088

## INDIVIDUAL SEASON RECORDS

### Field Goal Percentage\*

Rk	Name, Year	FG	FGA	Pct
1	<b>Keba Keita, 2024-25</b>	<b>109</b>	<b>163</b>	<b>.669</b>
2	Gavin Baxter, 2018-19	59	91	.648
3	Russell Larson, 1992-93	135	214	.631
4	<b>Fousseyni Traore, 2023-24</b>	<b>112</b>	<b>179</b>	<b>.626</b>
5	Kolby Lee, 2019-20	85	136	.625
6	<b>Fousseyni Traore, 2024-25</b>	<b>120</b>	<b>192</b>	<b>.625</b>
7	Jim Usevitch, 1983-84	85	137	.620
8	Tom Gnetting, 1986-87	90	146	.616
9	Corbin Kaufusi, 2015-16	79	129	.614
10	<b>Fousseyni Traore, 2022-23</b>	<b>165</b>	<b>272</b>	<b>.607</b>

\*Minimum 50 FG Made

### Field Goal Percentage\*

Rk	Name, Year	FG	FGA	Pct
1	<b>Keba Keita, 2024-25</b>	<b>109</b>	<b>163</b>	<b>.669</b>
2	Russell Larson, 1992-93	135	214	.631
3	<b>Fousseyni Traore, 2023-24</b>	<b>112</b>	<b>179</b>	<b>.626</b>
4	<b>Fousseyni Traore, 2024-25</b>	<b>120</b>	<b>192</b>	<b>.625</b>
5	<b>Fousseyni Traore, 2022-23</b>	<b>165</b>	<b>272</b>	<b>.607</b>
6	Alan Taylor, 1979-80	138	231	.597
7	Jeff Chatman, 1987-88	253	425	.595
8	<b>Fousseyni Traore, 2021-22</b>	<b>126</b>	<b>214</b>	<b>.589</b>

\*Minimum 100 FG Made

### 3-Point Field Goals

Rk	Name, Year	3FG
1	Jimmer Fredette, 2010-11	124
2	Chase Fischer, 2015-16	112
3	Chase Fischer, 2014-15	103
4	Jackson Emery, 2010-11	92
5	Jonathan Tavernari, 2007-08	88
6	Alex Barcello, 2021-22	88
7	Jonathan Tavernari, 2008-09	85
8	Jackson Emery, 2009-10	85
9	Elijah Bryant, 2017-18	85
10	Jake Toolson, 2019-20	85
11	Jaxson Robinson, 2023-24	81
12	<b>Richie Saunders, 2024-25</b>	<b>78</b>
13	Jimmer Fredette, 2009-10	77
14	TJ Haws, 2016-17	76
15	Andy Toolson, 1989-90	74
16	Nick Sanderson, 1992-93	73
17	<b>Trevin Knell, 2024-25</b>	<b>73</b>
18	Danny Bower, 1997-98	68
19	Zac Seljaas, 2015-16	68
20	Terrell Lyday, 1999-00	67
21	<b>Trevin Knell, 2023-24</b>	<b>67</b>

### 3-Point Field Goal Percentage\*

Rk	Name, Year	3FG	3FGA	Pct
1	Nathan Call, 1991-92	45	85	.529
2	Zac Seljaas, 2015-16	68	136	.500
3	Andy Toolson, 1989-90	74	151	.490
4	Alex Barcello, 2019-20	53	109	.486
5	Brook Reichner, 2005-06	53	110	.482
6	Skyler Halford, 2014-15	52	108	.481
7	Austin Ange, 2006-07	56	117	.479
8	Alex Barcello, 2020-21	53	111	.477
9	Lee Cummand, 2007-08	60	127	.472
10	Jake Toolson, 2019-20	85	181	.470
11	Mike Rose, 2006-07	61	131	.466
12	Spencer Johnson, 2022-23	41	89	.461
13	Mark Heslop, 1991-92	58	127	.457
14	Jimmer Fredette, 2009-10	77	175	.440
15	<b>Trevin Knell, 2024-25</b>	<b>73</b>	<b>166</b>	<b>.440</b>
16	Lee Cummand, 2006-07	40	92	.435
17	Michael Smith, 1987-88	49	113	.434
18	Jackson Emery, 2009-10	85	197	.431
19	<b>Richie Saunders, 2024-25</b>	<b>78</b>	<b>181</b>	<b>.431</b>
20	Sam Burgess, 2007-08	56	132	.424

\*Minimum 35 3FG Made

## 3-Point Field Goal Percentage\*

Rk	Name, Year	3FG	3FGA	Pct
1	Andy Toolson, 1989-90	74	151	.490
2	Jake Toolson, 2019-20	85	181	.470
3	Jimmer Fredette, 2009-10	77	175	.440
4	<b>Trevin Knell, 2024-25</b>	<b>73</b>	<b>166</b>	<b>.440</b>
5	Jackson Emery, 2009-10	85	197	.431
6	<b>Richie Saunders, 2024-25</b>	<b>78</b>	<b>181</b>	<b>.431</b>

\*Minimum 70 3FG Made

## 3-Point Field Goals Per Game\*

Rk	Name, Year	G	3FG	3FG/G
1	Jimmer Fredette, 2010-11	37	124	3.35
2	Chase Fischer, 2014-15	34	103	3.029
3	Chase Fischer, 2015-16	37	112	3.027
4	Jake Toolson, 2019-20	32	85	2.66
5	Jonathan Tavernari, 2008-09	33	85	2.58
6	Jonathan Tavernari, 2007-08	35	88	2.514
7	Alex Barcello, 2021-22	35	88	2.514
8	Jackson Emery, 2010-11	37	92	2.49
9	Andy Toolson, 1989-90	30	74	2.47
10	Jaxson Robinson, 2023-24	33	81	2.45
11	Jackson Emery, 2009-10	35	85	2.43
12	Elijah Bryant, 2017-18	35	85	2.43
13	<b>Richie Saunders, 2024-25</b>	<b>34</b>	<b>78</b>	<b>2.29</b>
14	Danny Bower, 1997-98	30	68	2.267
15	Jimmer Fredette, 2009-10	34	77	2.265
16	TJ Haws, 2016-17	34	76	2.235
17	Mark Bigelow, 2001-02	30	65	2.167
18	Nick Sanderson, 1992-93	34	73	2.147
19	Trent Whitling, 2001-02	26	55	2.115
20	<b>Trevin Knell, 2024-25</b>	<b>35</b>	<b>73</b>	<b>2.09</b>
21	Terrell Lyday, 1999-00	33	67	2.03
22	<b>Trevin Knell, 2023-24</b>	<b>33</b>	<b>67</b>	<b>2.03</b>

## Assists

Rk	Name, Year	G	Ast	Avg
1	Kyle Collinsworth, 2015-16	37	275	7.4
2	Matt Montague, 2001-02	30	217	7.2
3	Nathan Call, 1991-92	32	204	6.4
4	Kyle Collinsworth, 2014-15	33	197	6.0
5	TJ Haws, 2019-20	32	185	5.8
6	<b>Egor Demin, 2024-25</b>	<b>32</b>	<b>173</b>	<b>5.4</b>
7	<b>Dallin Hall, 2023-24</b>	<b>34</b>	<b>172</b>	<b>5.1</b>

## Assists Per Game

Rk	Name, Year	G	Ast	Avg
1	Kyle Collinsworth, 2015-16	37	375	7.4
2	Matt Montague, 2001-02	30	217	7.2
3	Nathan Call, 1991-92	32	204	6.4
4	Kyle Collinsworth, 2014-15	33	197	6.0
5	TJ Haws, 2019-20	32	185	5.78
6	<b>Egor Demin, 2024-25</b>	<b>32</b>	<b>173</b>	<b>5.41</b>
7	Danny Ange, 1977-78	30	158	5.27
8	Marty Haws, 1988-89	29	149	5.14
9	Randy Reid, 1995-96	28	142	5.07
10	TJ Haws, 2018-19	32	162	5.06
11	<b>Dallin Hall, 2023-24</b>	<b>34</b>	<b>172</b>	<b>5.06</b>

\*Minimum 20 games played

## Assist-to-Turnover Ratio\*

Rk	Name, Year	Ast	TO	Avg
1	Aly Khalifa, 2023-24	115	32	3.59.1
2	Nathan Call, 1991-92	204	65	3.14.1
3	<b>Dallin Hall, 2023-24</b>	<b>172</b>	<b>59</b>	<b>2.92.1</b>
4	Randy Reid, 1995-96	142	50	2.84.1
5	L.J. Rose, 2016-17	117	42	2.79.1
6	Jackson Emery, 2008-09	100	36	2.78.1
7	Marty Perry, 1982-83	91	34	2.68.1
8	Matt Montague, 2001-02	217	82	2.65.1
9	Scott Sinek, 1984-85	95	36	2.64.1
10	Kevin Santiago, 1988-89	92	35	2.63.1
11	<b>Dallin Hall, 2024-25</b>	<b>131</b>	<b>50</b>	<b>2.62.1</b>
12	Marty Perry, 1983-84	94	36	2.61.1
13	Bob Capener, 1986-87	110	45	2.44.1
14	Marty Perry, 1984-85	114	47	2.43.1
15	Ben Murdock, 2007-08	125	52	2.40.1

\*Minimum 20 Games Played and 3.0 APG

## Offensive Rebounds

Rk	Name, Year	G	OReb	Avg
1	Eric Mika, 2016-17	34	104	3.1
2	<b>Keba Keita, 2024-25</b>	<b>34</b>	<b>97</b>	<b>2.9</b>

## Offensive Rebounds Per Game\*

Rk	Name, Year	G	OReb	Avg
1	Ron Sellaize, 1997-98	21	66	3.14
2	Eric Mika, 2016-17	34	104	3.06
3	Rafael Araujo, 2003-04	30	87	2.90
4	<b>Keba Keita, 2024-25</b>	<b>34</b>	<b>97</b>	<b>2.85</b>
5	Rafael Araujo, 2002-03	32	91	2.84
6	Eric Mika, 2013-14	33	93	2.82
7	<b>Fousseyni Traore, 2021-22</b>	<b>33</b>	<b>93</b>	<b>2.82</b>
8	<b>Fousseyni Traore, 2022-23</b>	<b>33</b>	<b>92</b>	<b>2.787</b>
9	Ken Roberts, 1994-95	32	89	2.78
10	Jared Miller, 1992-93	34	90	2.65

\*Minimum 20 Games Played

## 3 3-Pointers Games

Rk	Name, Year	#
1	Jimmer Fredette, 2010-11	22
2	Chase Fischer, 2015-16	22
3	Jonathan Tavernari, 2008-09	17
4	Jackson Emery, 2010-11	17
5	Chase Fischer, 2014-15	17
6	TJ Haws, 2016-17	16
7	Elijah Bryant, 2017-18	16
8	Jackson Emery, 2009-10	15
9	Jake Toolson, 2019-20	15
10	Andy Toolson, 1989-90	14
11	Mark Bigelow, 2001-02	14
12	Jonathan Tavernari, 2007-08	14
13	Jaxson Robinson, 2023-24	14
14	<b>Richie Saunders, 2024-25</b>	<b>13</b>
15	Jimmer Fredette, 2009-10	13
16	<b>Trevin Knell, 2023-24</b>	<b>13</b>

## 5 3-Pointers Games

Rk	Name, Year	#
1	Jimmer Fredette, 2010-11	10
2	Chase Fischer, 2014-15	8
3	Jackson Emery, 2010-11	6
4	Chase Fischer, 2015-16	6
5	Jonathan Tavernari, 2007-08	5
6	Jackson Emery, 2009-10	5
7	Jake Toolson, 2019-20	5
8	<b>Richie Saunders, 2024-25</b>	<b>5</b>

## 10-Assist Games

Rk	Name, Year	#
1	Kyle Collinsworth, 2015-16	10
2	Kyle Collinsworth, 2014-15	8
3	Matt Montague, 2000-01	7
4	Nathan Call, 1991-92	5
5	Mike May, 1976-77	4
6	TJ Haws, 2019-20	4
7	Randy Reid, 1992-93	3
8	Kresimir Cosic, 1972-73	2
9	Danny Ange, 1977-78	2
10	Scott Runia, 1977-78	2
11	Danny Ange, 1979-80	2
12	Averian Parrish, 1985-86	2
13	Marty Haws, 1988-89	2
14	Robbie Reid, 1994-95	2
15	Randy Reid, 1995-96	2
16	Matt Montague, 1996-97	2
17	<b>Egor Demin, 2024-25</b>	<b>2</b>

## 5 Blocks Games

Rk	Name, Year	#
1	Shawn Bradley, 1990-91	22
2	Greg Kite, 1980-81	6
3	Greg Kite, 1982-83	6
4	Alan Taylor, 1979-80	2
5	Trent Plaisted, 2007-08	2
6	Yoeli Childs, 2017-18	2
7	Matt Haarms, 2020-21	2
8	Jay Cheesman, 1975-76	1
9	Alan Taylor, 1977-78	1
10	Fred Roberts, 1979-80	1
11	Alan Pollard, 1984-85	1
12	Alan Pollard, 1985-86	1
13	Russel Larson, 1992-93	1
14	Russell Larson, 1994-95	1
15	Mekell Wesley, 2000-01	1
16	Rafael Krump, 2003-04	1
17	Fernando Malman, 2005-06	1
18	Trent Plaisted, 2006-07	1
19	James Anderson, 2008-09	1
20	James Anderson, 2010-11	1
21	Noah Hartsock, 2010-11	1
22	Gavin Baxter, 2018-19	1
23	<b>Keba Keita, 2024-25</b>	<b>1</b>

# COUGARS IN THE RECORD BOOK

## Assists

Rk	Name vs. Opponent, Date	Ast
1	Mike May vs. Niagara, 12/11/1976	16
	Kyle Collinsworth vs. Portland, 02/25/2016	16
3	Matt Montague vs. Idaho, 12/15/2001	15
	Matt Montague vs. Wyoming, 02/02/2002	15
	Kyle Collinsworth at Loyola Marymount, 01/21/2016	15
6	Randy Reid at Texas Tech, 12/22/1995	14
	TJ Haws vs. Portland, 01/11/2020	14
8	Danny Ainge vs. Long Beach State, 11/28/1977	13
	Scott Sinek vs. Utah State, 12/26/1981	13
	Nathan Call vs. New Mexico, 01/30/1992	13
	TJ Haws at Pepperdine, 02/29/2020	13
12	Kresimir Cosic vs. Niagara, 01/11/1973	12
	Mike May vs. Utah State, 01/08/1977	12
	Danny Ainge vs. Utah State, 01/08/1977	12
	Nathan Call vs. Utah State, 12/13/1991	12
	Nathan Call vs. Michigan, 12/28/1991	12
	Matt Montague vs. UC Irvine, 03/14/2002	12
	Kyle Collinsworth vs. UAB, 03/16/2016	12
	Dallin Hall at West Virginia, 02/03/2024	12

## Offensive Rebounds

Rk	Name vs. Opponent, Date	OReb
1	Steve Schreiner vs. New Mexico, 01/12/1991	9
	Jared Miller vs. New Mexico, 03/12/1993	9
	Kenneth Roberts vs. Fresno State, 01/13/1994	9
	Ron Sellsaeze at Colorado State, 02/12/1998	9
	Eric Mika vs. Princeton, 11/14/2016	9
	<b>Keba Keita at Iowa State, 03/04/2025</b>	<b>9</b>
6	Mark Handy at Utah, 01/18/1975	8
	Fred Roberts at UTEP, 02/10/1979	8
	Brett Applegate at UCLA, 12/28/1983	8
	Gary Trost at Air Force, 02/13/1992	8
	Kenneth Roberts vs. Weber State, 12/12/1995	8
	Rafael Araujo at San Francisco, 12/23/2002	8
	Trent Plaisted vs. TCU, 01/25/2006	8
	Lae Cummand at UNLV, 03/10/2007	8
	Josh Sharp vs. Loyola Marymount, 01/03/2013	8
	Nate Austin vs. San Francisco, 02/08/2014	8
	<b>Keba Keita at Providence, 12/03/2024</b>	<b>8</b>

## Highest Points Available Percentage\*

Rk	Name vs. Opponent, Date	Pts	PA	PAP
1	Kresimir Cosic vs. Arizona, 02/26/1971 (12-12 FG, 0-0 3FG, 4-4 FT)	28	28	1.000
	Jeff Chatman vs. Fordham, 12/07/1985 (9-9 FG, 0-0 3FG, 3-3 FT)	21	21	1.000
	Tyler Haws vs. Nevada, 12/22/2009 (7-7 FG, 0-0 3FG, 6-6 FT)	20	20	1.000
	Brock Zylstra vs. San Francisco, 01/07/2021 (8-8 FG, 6-6 3FG, 0-0 FT)	22	22	1.000
	<b>Kanon Catchings vs. Baylor, 01/28/2025</b> (8-8 FG, 4-4 3FG, 3-3 FT)	<b>23</b>	<b>23</b>	<b>1.000</b>
6	Alan Taylor vs. New Mexico, 01/13/1979 (6-6 FG, 0-0 3FG, 8-9 FT)	20	21	.952
7	<b>Fousseyni Traore vs. Idaho, 11/16/2024</b> (11-12 FG, 0-0 3FG, 7-7 FT)	<b>29</b>	<b>31</b>	<b>.935</b>

\*Minimum 20 Points

## FRESHMAN INDIVIDUAL SEASON RECORDS

### Assists

Rk	Name, Year	G	Ast	Avg
1	<b>Egor Demin, 2024-25</b>	<b>32</b>	<b>173</b>	<b>5.4</b>
2	Danny Ainge, 1977-78	30	158	5.3

### Assists Per Game\*

Rk	Name, Year	G	Ast	Avg
1	<b>Egor Demin, 2024-25</b>	<b>32</b>	<b>173</b>	<b>5.4</b>
2	Danny Ainge, 1977-78	30	158	5.27
2	Matt Montague, 1996-97	26	131	5.0
3	Matt Carlino, 2011-12	25	115	4.6
4	Randy Reid, 1992-93	34	141	4.1
5	Scott Sinek, 1981-82	30	100	3.3
6	TJ Haws, 2016-17	34	110	3.2
7	<b>Dallin Hall, 2022-23</b>	<b>34</b>	<b>108</b>	<b>3.18</b>
8	Marty Haws, 1986-87	32	99	3.1
9	Michael Vranes, 1998-99	38	80	2.9
10	Ken Roberts, 1990-91	34	96	2.8

\*Minimum 20 Games Played

### Assist-to-Turnover Ratio\*

Rk	Name, Year	A	TO	A:TO
1	Nathan Call, 1986-87	64	25	2.56
2	Marty Haws, 1986-87	99	42	2.36
3	<b>Dallin Hall, 2022-23</b>	<b>108</b>	<b>56</b>	<b>1.93</b>
4	<b>Egor Demin, 2024-25</b>	<b>173</b>	<b>96</b>	<b>1.80</b>
5	Ken Roberts, 1990-91	96	54	1.78
6	Randy Reid, 1992-93	141	89	1.58
7	Chris Nickevich, 1982-83	69	45	1.53
	Matt Carlino, 2011-12	115	75	1.53
9	Danny Ainge, 1977-78	158	104	1.52
10	Scott Sinek, 1981-82	100	73	1.37

\*Minimum 20 Games Played and 2.0 APO

## 3-Point Field Goals Made

Rk	Name, Year	3FG
1	TJ Haws, 2016-17	76
2	Zac Seljaas, 2015-16	68
3	Mark Bigelow, 1998-99	44
4	Jimmer Fredette, 2007-08	43
	<b>Kanon Catchings, 2024-25</b>	<b>43</b>
6	Matt Carlino, 2011-12	41
	<b>Egor Demin, 2024-25</b>	<b>41</b>

## 3-Point Field Goal Attempts

Rk	Name, Year	3FGA
1	TJ Haws, 2016-17	188
2	<b>Egor Demin, 2024-25</b>	<b>146</b>
3	Zac Seljaas, 2015-16	136
4	Jimmer Fredette, 2007-08	128
5	Matt Carlino, 2011-12	124
6	<b>Kanon Catchings, 2024-25</b>	<b>121</b>

## 3-Point Field Goals Per Game

Rk	Name, Year	G	3FG	3FG/G
1	TJ Haws, 2016-17	34	76	2.24
2	Zac Seljaas, 2015-16	35	68	1.94
3	Matt Carlino, 2011-12	25	41	1.64
4	Mark Bigelow, 1998-99	28	44	1.57
5	<b>Kanon Catchings, 2024-25</b>	<b>30</b>	<b>43</b>	<b>1.43</b>
6	Michael Vranes, 1998-99	28	40	1.42
7	<b>Egor Demin, 2024-25</b>	<b>32</b>	<b>41</b>	<b>1.28</b>
8	Jimmer Fredette, 2007-08	35	43	1.228
9	Robbie Reid, 1993-94	32	35	1.09
10	Mike Rose, 2003-04	26	28	1.08

## Steals

Rk	Name, Year	G	Stl	Avg
1	Danny Ainge, 1977-78	30	60	2.0
2	Kyle Collinsworth, 2010-11	36	39	1.1
3	Mark Bigelow, 1998-99	28	38	1.4
4	Matt Carlino, 2011-12	25	36	1.4
	<b>Egor Demin, 2024-25</b>	<b>32</b>	<b>36</b>	<b>1.2</b>

## Steals Per Game\*

Rk	Name, Year	G	Stl	Avg
1	Danny Ainge, 1977-78	30	60	2.0
2	Matt Carlino, 2011-12	25	36	1.440
3	Mark Bigelow, 1998-99	28	38	1.36
4	<b>Egor Demin, 2024-25</b>	<b>32</b>	<b>36</b>	<b>1.13</b>
5	Kyle Collinsworth, 2010-11	36	39	1.1
6	Michael Vranes, 1998-99	28	29	1.036
7	Robbie Reid, 1993-94	32	33	1.031
8	Anson Winder, 2011-12	34	35	1.029
9	TJ Haws, 2016-17	34	34	1.0
	Matt Montague, 1996-97	26	26	1.0

\*Minimum 20 Games Played

## 3-Pointers Games

Rk	Name, Year	#
1	TJ Haws, 2016-17	16
2	Zac Seljaas, 2015-16	10
3	Matt Carlino, 2011-12	7
	<b>Kanon Catchings, 2024-25</b>	<b>7</b>

## 10-Assist Games

Rk	Name, Year	#
1	Randy Reid, 1992-93	3
2	Danny Ainge, 1977-78	2
	Matt Montague, 1996-97	2
	<b>Egor Demin, 2024-25</b>	<b>2</b>

## 3-Steals Games

Rk	Name, Year	#
1	Danny Ainge, 1977-78	11
2	Anson Winder, 2011-12	7
3	Matt Carlino, 2011-12	6
4	Steve Craig, 1975-76	5
	Kyle Collinsworth, 2010-11	5
	TJ Haws, 2016-17	5
7	Mark Bigelow, 1998-99	4
	<b>Egor Demin, 2024-25</b>	<b>4</b>

## Turnovers

Rk	Name, Year	#
1	Danny Ainge, 1977-78	104
	Matt Montague, 1996-97	104
3	<b>Egor Demin, 2024-25</b>	<b>96</b>

## FRESHMAN INDIVIDUAL GAME RECORDS

### Field Goals Made, No Misses

Rk	Name vs. Opponent, Date	FG
1	<b>Kanon Catchings vs. Baylor, 01/28/2025</b>	<b>8</b>
2	Russell Larson vs. CSUN, 03/03/1992	7
	Tyler Haws vs. Nevada, 12/22/2009	7

## 3-Point Field Goals Made

Rk	Name vs. Opponent, Date	3FG
1	Mike Rose vs. Southern Utah, 11/21/2003	8
2	Zac Seljaas vs. Central Michigan, 12/18/2015	7
3	Michael Vranes at UC Irvine, 12/22/1998	6
	Jonathan Tavernian vs. TCU, 01/10/2007	6
	Anson Winder vs. Buffalo, 12/20/2011	6
	Zac Seljaas vs. San Francisco, 01/09/2016	6
	TJ Haws at San Diego, 01/14/2017	6
8	Robbie Reid at San Diego, 01/20/1994	5
	Mark Bigelow vs. Louisiana Tech, 12/11/1998	5
	Michael Vranes vs. TCU, 03/02/1999	5
	Jonathan Tavernian at San Diego State, 02/24/2007	5
	Jake Toolson vs. Southern Virginia, 11/19/2024	5
	Zac Seljaas vs. Creighton, 03/22/2016	5
	TJ Haws at Gonzaga, 02/25/2007	5
	Caleb Lohner at Pacific, 02/18/2021	5
	<b>Kanon Catchings vs. Ole Miss, 11/28/2024</b>	<b>5</b>

## 3-Point Field Goal Attempts

Rk	Name vs. Opponent, Date	3FGA
1	Mike Rose vs. Southern Utah, 11/21/2003	13
2	TJ Haws at San Diego, 01/14/2017	12
3	<b>Kanon Catchings vs. Central Arkansas, 11/05/2024</b>	<b>11</b>
4	Zac Seljaas vs. Santa Clara, 01/07/2016	10
	Zac Seljaas vs. San Francisco, 01/09/2016	10
	<b>Kanon Catchings vs. Ole Miss, 11/28/2024</b>	<b>10</b>

## 3-Point Field Goals Made, No Misses

Rk	Name vs. Opponent, Date	FG
1	Robbie Reid vs. Nicholls, 12/10/1993	4
	<b>Kanon Catchings vs. Baylor, 01/28/2025</b>	<b>4</b>

## Assists

Rk	Name vs. Opponent, Date	Ast
1	Danny Ainge vs. Long Beach State, 11/28/1977	13
	Scott Sinek vs. Utah State, 12/26/1981	13
3	Danny Ainge vs. Utah State, 01/07/1978	12
4	Marty Haws at Iowa, 12/09/1986	11
	Matt Montague at Weber State, 12/04/1996	11
	Matt Carlino vs. Buffalo, 12/20/2011	11
	<b>Egor Demin vs. Central Arkansas, 11/05/2024</b>	<b>11</b>
8	Randy Reid vs. Oklahoma, 12/21/1992	10
	Randy Reid vs. Oregon, 12/28/1992	10
	Randy Reid vs. Oregon State, 12/29/1992	10
	Matt Montague vs. San Diego State, 12/31/1996	10
	Shawn Opuni vs. Fort Lewis, 12/12/2001	10
	<b>Egor Demin at Arizona State, 02/26/2025</b>	<b>10</b>

## Points-to-Field Goal Attempts Ratio\*

Rk	Name vs. Opponent, Date	Pts	FGA	Ratio
1	Robbie Reid vs. Nicholls, 12/10/1993 (5-6 FG, 4-4 3FG, 9-12 FT)	23	6	3.83:1
2	<b>Kanon Catchings vs. Baylor, 01/28/2025</b> (8-8 FG, 4-4 3FG, 3-3 FT)	<b>23</b>	<b>8</b>	<b>2.88:1</b>

\*Minimum 20 Points

## 100 Percent Points Available Percentage

Rk	Name vs. Opponent, Date	Pts
1	<b>Kanon Catchings vs. Baylor, 01/28/2025</b> (8-8 FG, 4-4 3FG, 3-3 FT)	<b>21</b>
2	Tyler Haws vs. Nevada, 12/22/2009 (7-7 FG, 0-0 3FG, 6-6 FT)	15

## INDIVIDUAL GAME RECORDS - 1ST HALF

### 3-Point Field Goal Made, No Misses

Rk	Name vs. Opponent, Date	3FG
1	Jonathan Tavernian (Sr.) vs. Air Force, 02/13/2010	5
	Anson Winder (Fr.) vs. Buffalo, 12/20/2011	5
	Jaxon Robinson (So.) vs. Westminster, 11/29/2022	5
4	Todd Christensen (So.) vs. San Diego State, 02/13/1999	4
	Austin Ainge (Sr.) at Air Force, 02/27/2007	4
	Sam Burgess (Sr.) vs. Idaho State, 11/14/2007	4
	Trevin Knell (Sr.) vs. Queens, 11/13/2024	4
	Richie Saunders (Jr.) vs. Kansas, 02/18/2025	4

## INDIVIDUAL GAME RECORDS - 2ND HALF

### 3-Point Field Goal Made

Rk	Name vs. Opponent, Date	3FG
1	Nathan Call (Jr.) vs. Utah, 03/02/1991	5
	Jonathan Tavernian (Fr.) at San Diego State, 02/24/2007	5
	Jimmer Fredette (Sr.) at New Mexico, 01/29/2011	5
	Matt Carlino (So.) vs. Baylor, 04/02/2013	5
	Chase Fischer (Sr.) vs. Belmont, 11/28/2015	5
	Zac Seljaas (Fr.) vs. Central Michigan, 12/18/2015	5
	Jake Toolson (Sr.) at Pacific, 01/23/2020	5
	Alex Barcello (Jr.) at Loyola Marymount, 02/13/2020	5
	Trevin Knell (Jr.) vs. Cincinnati, 01/06/2024	5
	Dawson Baker (Jr.) vs. Queens, 11/13/2024	5

## INDIVIDUAL GAME RECORDS - EITHER HALF

### 3-Point Field Goal Made, No Misses

Rk	Name vs. Opponent, Date	3FG	Half
1	Nathan Call (Jr.) vs. Utah, 03/02/1991	5	2nd
	Jonathan Tavernier (Sr.) vs. Air Force, 02/13/2010	5	1st
	Anson Winder (Fr.) vs. Buffalo, 12/20/2011	5	1st
	Alex Barcello (Jr.) at Loyola Marymount, 02/13/2020	5	2nd
	Jaxon Robinson (So.) vs. Westminster, 11/29/2022	5	1st
4	Bryon Ruffner (Jr.) vs. Mississippi State, 12/02/1995	4	2nd
	Danny Bower (Jr.) vs. Wyoming, 01/15/1988	4	2nd
	Todd Christensen (Sr.) vs. San Diego State, 02/13/1999	4	1st
	Terrill Lyday (Jr.) at South Alabama, 12/21/1998	4	2nd
	Terrill Lyday (Jr.) vs. Bowling Green, 03/15/2000	4	2nd
	Trent Whiting (Sr.) vs. Boise State, 12/21/2000	4	2nd
	Terrill Lyday (Sr.) vs. Air Force, 03/08/2001	4	2nd
	Bob Reichner (Sr.) at Utah State, 12/22/2005	4	2nd
	Austin Ainge (Sr.) at Air Force, 02/27/2007	4	1st
	Sam Burgess (Sr.) vs. Idaho State, 11/14/2007	4	1st
	Chris Embury (Sr.) vs. Nevada, 11/25/2011	4	2nd
	Nick Amesby (Jr.) vs. Loyola Marymount, 02/02/2019	4	2nd
	Travin Knell (Sr.) vs. Queens, 11/13/2024	4	1st
	Revin Saunders (Jr.) vs. Kansas, 02/18/2025	4	1st

## COUGARS IN THE RECORD BOOK

### OFF THE BENCH SEASON RECORDS\*

\*Since 1996

#### Points Scored

Rk	Name, Years	G	Pts	Avg
1	Jaxson Robinson, 2023-24	27	398	14.7
2	Richie Saunders, 2023-24	33	312	9.5
3	Jonathan Tavernari, 2009-10	29	281	9.7
4	<b>Fousseyni Traore, 2024-25</b>	<b>34</b>	<b>276</b>	<b>8.1</b>
5	<b>Dawson Baker, 2024-25</b>	<b>35</b>	<b>265</b>	<b>7.6</b>
6	Rudi Williams, 2022-23	21	264	12.6
7	Skylar Halford, 2014-15	30	259	8.6

#### Field Goals Made

Rk	Name, Years	FGM
1	Jaxson Robinson, 2023-24	139
2	<b>Richie Saunders, 2023-24</b>	<b>119</b>
3	<b>Fousseyni Traore, 2024-25</b>	<b>106</b>
4	Jonathan Tavernari, 2009-10	100
5	<b>Dawson Baker, 2024-25</b>	<b>95</b>

#### Field Goals Attempted

Rk	Name, Years	FGA
1	Jaxson Robinson, 2023-24	320
2	Jonathan Tavernari, 2009-10	234
3	<b>Richie Saunders, 2023-24</b>	<b>230</b>
4	<b>Dawson Baker, 2024-25</b>	<b>207</b>
5	Jimmer Fredette, 2007-08	204
6	Matt Carlino, 2013-14	187
7	<b>Fousseyni Traore, 2024-25</b>	<b>184</b>

#### Rebounds

Rk	Name, Years	Reb
1	<b>Fousseyni Traore, 2024-25</b>	<b>179</b>
2	Chris Collinsworth, 2007-08	141
3	<b>Richie Saunders, 2023-24</b>	<b>136</b>

#### Offensive Rebounds

Rk	Name, Years	OReb
1	<b>Fousseyni Traore, 2024-25</b>	<b>62</b>
2	Nate Austin, 2012-13	56
3	Nate Austin, 2011-12	52
4	Richard Harward, 2020-21	45
5	<b>Richie Saunders, 2023-24</b>	<b>44</b>
6	Atsiki Ally Atiki, 2022-23	43

### OFF THE BENCH SINGLE GAME RECORDS

#### Points

Rk	Name vs. Opponent, Date	Pts
1	Kari Limo vs. Saint Francis, 02/01/1969	34
2	Michael Smith vs. Pittsburgh, 12/23/1986	34
3	Kari Limo vs. Arizona, 02/15/1969	31
4	Bob Quinney vs. Creighton, 12/28/1964	30
5	Matt Carlino vs. Portland, 02/22/2014	30
6	Jim Eakins vs. Loyola, 12/20/1966	29
7	Paul Ruffner vs. UTEP, 01/31/1970	29
8	Russell Larson vs. Utah State, 12/13/1991	29
9	<b>Fousseyni Traore vs. Idaho, 11/16/2024</b>	<b>29</b>

#### Field Goal Percentage\*

Rk	Name vs. Opponent, Date	FG	FGA	Pct
1	<b>Fousseyni Traore vs. Idaho, 11/16/2024</b>	<b>11</b>	<b>12</b>	<b>.917</b>
2	Jared Jensen at New Mexico, 02/19/2005	9	10	.900

\*Minimum 10 Field Goal Attempts

### BYU DEBUT RECORDS

#### Points Scored

Rk	Name vs. Opponent, Date	Pts
1	Bryon Ruffner (Jr.) vs. Boise State, 11/25/1995	28
2	Mike Gardner (So.) at Oregon, 11/30/1962	26
3	Mike Rose (Fr.) vs. Southern Utah, 11/21/2003	26
4	Paul Ruffner (Jr.) vs. USC, 11/30/1968	25
5	Shawn Bradley (Fr.) vs. East Tennessee State, 11/14/1990	23
6	Trent Whiting (Sr.) vs. Utah State, 12/16/2000	22
7	Scott Warner (So.) at Denver, 12/02/1967	21
8	Russell Larson (Fr.) at Utah State, 11/26/1991	21
9	TJ Haws (Fr.) vs. Princeton, 11/14/2016	20
10	Matt Carlino (Fr.) vs. Baylor, 12/17/2011	18
11	<b>Egor Demin (Fr.) vs. Central Arkansas, 11/05/2024</b>	<b>18</b>

#### Field Goals Made

Rk	Name vs. Opponent, Date	FG
1	Paul Ruffner (Jr.) vs. USC, 11/30/1968	12
2	Bryon Ruffner (Jr.) vs. Boise State, 11/25/1995	11
3	Mike Gardner (So.) at Oregon, 11/30/1962	11
4	Mike Rose (Fr.) vs. Southern Utah, 11/21/2003	9
5	Scott Warner (So.) at Denver, 12/02/1967	9
6	Shawn Bradley (Fr.) vs. East Tennessee State, 11/15/1990	8
7	Russell Larson (Fr.) at Utah State, 11/26/1991	8
8	Keith Rice (Jr.) at UCLA, 11/26/1977	7
9	Avenian Parrish (Jr.) vs. Washington State, 11/30/1985	7
10	Trent Whiting (Sr.) vs. Utah State, 12/16/2000	7
11	Mike Hall (Jr.) vs. Southern Utah, 11/21/2003	7
12	Matt Carlino (Fr.) vs. Baylor, 12/17/2011	7
13	Alex Barcello (Jr.) vs. Cal State Fullerton, 11/05/2019	7
14	<b>Egor Demin (Fr.) vs. Central Arkansas, 11/05/2024</b>	<b>7</b>

#### 3-Point Field Goals Made

Rk	Name vs. Opponent, Date	3FG
1	Mike Rose (Fr.) vs. Southern Utah, 11/21/2003	8
2	Trent Whiting (Sr.) vs. Utah State, 12/16/2000	4
3	Matt Carlino (Fr.) vs. Baylor, 12/17/2011	4
4	Chase Fischer (Jr.) vs. Long Beach State, 11/14/2014	4
5	<b>Kanon Catchings (Fr.) vs. Central Arkansas, 11/05/2024</b>	<b>4</b>
6	<b>Egor Demin (Fr.) vs. Central Arkansas, 11/05/2024</b>	<b>4</b>

#### 3-Point Field Goals Attempted

Rk	Name vs. Opponent, Date	3FGA
1	Mike Rose (Fr.) vs. Southern Utah, 11/21/2003	13
2	<b>Kanon Catchings (Fr.) vs. Central Arkansas, 11/05/2024</b>	<b>11</b>
3	Matt Carlino (Fr.) vs. Baylor, 12/17/2011	8
4	Chase Fischer (Jr.) vs. Long Beach State, 11/14/2014	8
5	Trent Whiting (Sr.) vs. Utah State, 12/16/2000	7
6	<b>Egor Demin (Fr.) vs. Central Arkansas, 11/05/2024</b>	<b>7</b>

#### 3-Point Field Goal Percentage\*

Rk	Name vs. Opponent, Date	3FG	3FGA	Pct
1	Ricky Bower (Jr.) vs. Toledo, 11/22/2002	2	2	1.000
2	Alex Barcello (Jr.) vs. Cal State Fullerton, 11/05/2019	3	4	.750
3	Fernando Malaman (Jr.) vs. LMU, 11/18/2005	2	3	.667
4	McKay Cannon (Jr.) at Utah Valley, 11/29/2017	2	3	.667
5	Mike Rose (Fr.) vs. Southern Utah, 11/21/2003	8	13	.615
6	Trent Whiting (Sr.) vs. Utah State, 12/16/2000	4	7	.571
7	<b>Egor Demin (Fr.) vs. Central Arkansas, 11/05/2024</b>	<b>4</b>	<b>7</b>	<b>.571</b>

\*Minimum 2 3FG Made

#### Rebounds

Rk	Name vs. Opponent, Date	Reb
1	Kyle Davis (Jr.) vs. Utah Valley, 11/13/2015	20
2	Paul Ruffner (Jr.) vs. USC, 11/30/1968	16
3	Shawn Bradley (Fr.) vs. East Tennessee State, 11/14/1990	14
4	Russell Larson (Fr.) at Utah State, 11/26/1991	12
5	John Fairchild (Jr.) at UCLA, 12/06/1963	12
6	Brian Ambrozich (Jr.) vs. Kansas State, 12/03/1971	11
7	Michael Smith (Fr.) at Utah State, 11/30/1973	11
8	Mark Handy (Fr.) vs. Weber State, 11/30/1973	10
9	Keith Rice (Jr.) at UCLA, 11/26/1977	10
10	Bryon Ruffner (Jr.) vs. Boise State, 11/25/1995	10
11	Keena Young (So.) vs. North Carolina, 11/22/2004	10
12	<b>Keba Keita (Jr.) vs. Central Arkansas, 11/05/2024</b>	<b>10</b>

#### Offensive Rebounds

Rk	Name vs. Opponent, Date	OReb
1	Russell Larson (Fr.) at Utah State, 11/26/1991	7
2	Bryon Ruffner (Jr.) vs. Boise State, 11/25/1995	6
3	Mike Hall (Jr.) vs. Southern Utah, 11/21/2003	5
4	Keena Young (So.) vs. North Carolina, 11/22/2004	5
5	Nathan Cooper (Fr.) vs. Boise State, 11/25/1995	4
6	<b>Keba Keita (Jr.) vs. Central Arkansas, 11/05/2024</b>	<b>4</b>

#### Assists

Rk	Name vs. Opponent, Date	Asst
1	<b>Egor Demin (Fr.) vs. Central Arkansas, 11/05/2024</b>	<b>11</b>
2	Mike May (Jr.) vs. Idaho State, 11/26/1976	10

#### Blocks

Rk	Name vs. Opponent, Date	Blk
1	Shawn Bradley (Fr.) vs. East Tennessee State, 11/14/1990	5
2	Russell Larson (Fr.) at Utah State, 11/26/1991	3
3	Eric Mika (Fr.) vs. Weber State, 11/08/2013	3
4	<b>Fousseyni Traore (Fr.) vs. Cleveland State, 11/09/2021</b>	<b>3</b>
5	<b>Kanon Catchings (Fr.) vs. Central Arkansas, 11/05/2024</b>	<b>3</b>
6	Fred Roberts (Fr.) vs. Hawaii, 11/24/1978	2
7	Gavin McGregor (So.) vs. Portland, 11/22/2006	2
8	Kyle Davis (Jr.) vs. Utah Valley, 11/13/2015	2
9	Connor Harding (Fr.) at Nevada, 11/06/2018	2
10	<b>Mihailo Boskovic (Jr.) vs. Central Arkansas, 11/05/2024</b>	<b>2</b>

#### Steals

Rk	Name vs. Opponent, Date	Stl
1	Brian Hamilton (Jr.) at San Diego State, 11/14/1997	5
2	<b>Egor Demin (Fr.) vs. Central Arkansas, 11/05/2024</b>	<b>4</b>

### CONFERENCE CAREER RECORDS

#### Field Goal Percentage\*

Rk	Name, Years	FG	FGA	Pct
1	<b>Fousseyni Traore, 2021-present</b>	<b>273</b>	<b>446</b>	<b>.612</b>
2	Gary Trost, 1987-88-90-93	223	384	.581

\*Minimum 100 FG Made

#### 3-Point Field Goals Made

Rk	Name, Years	3FG
1	Jimmer Fredette, 2007-11	139
2	Jonathan Tavernari, 2006-10	133
3	TJ Haws, 2016-20	127
4	<b>Trevin Knell, 2019-present</b>	<b>111</b>

#### 3-Point Field Goals Attempts

Rk	Name, Years	3FGA
1	TJ Haws, 2016-20	336
2	Jimmer Fredette, 2007-11	331
3	Jonathan Tavernari, 2006-10	313
4	Jackson Emery, 2005-06, 08-11	285
5	<b>Trevin Knell, 2019-present</b>	<b>278</b>

#### Assists Per Game\*

Rk	Name, Years	G	Asst	Avg
1	Kyle Collinsworth, 2010-11, 13-16	68	354	5.2
2	TJ Haws, 2016-20	68	327	4.8
3	Matt Carlino, 2011-13	50	228	4.6
4	Danny Ange, 1977-81	55	242	4.4
5	Nathan Call, 1986-88, 90-92	63	261	4.14
6	<b>Dalvin Hall, 2022-present</b>	<b>54</b>	<b>222</b>	<b>4.11</b>
7	Matt Montague, 1996-97, 99-02	58	237	4.09
8	Scott Runia, 1976-80	53	215	4.06
9	Mary Perry, 1982-85	47	174	3.70
10	Robbie Reid, 1993-95	36	133	3.69

\*Minimum 20 Games Played

#### Assist-to-Turnover Ratio\*

Rk	Name, Years	A	TO	A:TO
1	Marty Perry, 1982-85	174	49	3.55:1
2	Scott Moon, 1989-91	51	17	3.00:1
3	Nathan Call, 1986-88, 90-92	261	95	2.75:1
4	Gifford Nielsen, 1973-75	51	19	2.68:1
5	Ben Murdoch, 2006-08	79	30	2.63:1
6	Jackson Emery, 2005-06, 08-11	142	59	2.41:1
7	<b>Dalvin Hall, 2022-present</b>	<b>222</b>	<b>96</b>	<b>2.31:1</b>
8	Chris Nickewich, 1982-85	144	65	2.21:1
9	Jake Toolson, 2014-15, 19-20	67	31	2.16:1
10	Scott Runia, 1976-80	215	100	2.15:1

\*Minimum 20 Games Played and 2.0 APC

#### Rebounds

Rk	Name, Years	G	Reb	Avg
1	Yaeli Chikis, 2016-20	63	553	8.8
2	Kyle Collinsworth, 2010-11, 13-16	68	522	7.7
3	Michael Smith, 1963-84, 86-89	62	476	7.7
4	Kresimir Cosic, 1970-73	42	472	11.2
5	Greg Kite, 1979-83	58	470	8.1
6	Russell Larson, 1991-95	70	445	6.4
7	Alan Taylor, 1976-80	54	443	8.2
8	<b>Fousseyni Traore, 2021-present</b>	<b>67</b>	<b>436</b>	<b>6.5</b>

#### Offensive Rebounds

Rk	Name, Years	G	OReb	Avg
1	Kyle Collinsworth, 2010-11, 13-16	68	161	2.4
2	Kenneth Roberts, 1990-1, 93-96	70	158	2.3
3	Nate Austin, 2011-16	68	148	2.2
4	<b>Fousseyni Traore, 2021-present</b>	<b>67</b>	<b>143</b>	<b>2.1</b>

#### Games Played

Rk	Name, Years	GP
1	Randy Reid, 1992-96	72
2	<b>Trevin Knell, 2019-present</b>	<b>71</b>
3	Mark Durrant, 1989-90, 92-95	70
4	Russell Larson, 1991-95	70
5	Kenneth Roberts, 1990-91, 93-96	70
6	Tyler Haws, 2009-10, 12-15	68
7	Kyle Collinsworth, 2010-11, 13-16	68
8	Nate Austin, 2011-16	68
9	TJ Haws, 2016-20	68
10	Luke Worthington, 2013-15, 17-19	67
11	Zac Seljaas, 2015-17	67
12	<b>Fousseyni Traore, 2021-present</b>	<b>67</b>

### CONFERENCE SEASON RECORDS

#### Field Goal Percentage\*

Rk	Name, Year	FG	FGA	Pct
1	<b>Keba Keita, 2024-25</b>	<b>62</b>	<b>90</b>	<b>.689</b>
2	Gavin Baxter, 2018-19	47	69	.681
3	Tom Gneiting, 1986-87	55	83	.663
4	Kolby Lee, 2019-20	43	65	.662
5	Eric Nielsen, 2000-01	35	53	.6604
6	Mark Durrant, 1992-93	31	47	.6600
7	Alan Taylor, 1978-79	67	104	.644
8	Bob Skousen, 1961-62	74	116	.638
9	<b>Fousseyni Traore, 2021-22</b>	<b>71</b>	<b>115</b>	<b>.635</b>

\*Minimum 30 FG Made

#### 3-Point Field Goals Made

Rk	Name, Year</
----	--------------



# COUGARS IN THE RECORD BOOK

## 3-Point Field Goal Made, No Misses

Rk	Name vs. Opponent, Date	3FG
1	Alex Barcello vs. San Francisco, 02/25/2021	7
2	Nathan Call vs. Utah, 03/02/1991	6
3	Brock Zylstra vs. San Francisco, 01/07/2012	6
4	Danny Bower vs. Wyoming, 01/15/1998	5
5	Jonathan Tavernier vs. Colorado State, 02/11/2009	5
6	Nick Emery vs. Loyola Marymount, 02/02/2019	5
7	Zac Seljaas vs. Portland, 01/11/2020	5
8	Andy Toolson vs. UTEP, 01/11/1990	4
9	Nathan Call at Utah, 03/07/1992	4
10	Robbie Reid vs. Fresno State, 02/23/1995	4
11	Mike Hall at San Diego State, 02/07/2005	4
12	Austin Ainge vs. San Diego State, 02/22/2006	4
13	Elijah Bryant vs. Pacific, 01/27/2018	4
14	Zac Seljaas at Loyola Marymount, 02/16/2019	4
15	Alex Barcello at San Francisco, 01/25/2020	4
16	Kanon Catchings vs. Baylor, 01/28/2025	4

## Free Throws Made, No Misses

Rk	Name vs. Opponent, Date	FT
1	Jimmer Fredette vs. UNLV, 02/05/2011	16
2	Tyler Haws at Loyola Marymount, 03/02/2013	14
3	Chase Fischer vs. Pacific, 02/06/2016	14
4	John Benson at New Mexico, 02/04/1957	13
5	Doug Howard vs. Arizona, 02/14/1970	13
6	Verne Thompson at Wyoming, 02/10/1977	13
7	Marty Haws vs. Hawaii, 02/03/1990	13
8	Russell Larson vs. Fresno State, 01/13/1994	13
9	Richie Saunders at Iowa State, 03/04/2025	13

## Assists

Rk	Name vs. Opponent, Date	Ast
1	Kyle Collinsworth vs. Portland, 02/25/2016	16
2	Matt Montague vs. Wyoming, 02/02/2002	15
3	Kyle Collinsworth at Loyola Marymount, 01/21/2016	15
4	TJ Haws vs. Portland, 01/11/2020	14
5	Nathan Call vs. New Mexico, 01/30/1992	13
6	TJ Haws at Pepperdine, 02/29/2020	13
7	Dallin Hall at West Virginia, 02/03/2024	12

## Highest Points Available Percentage\*

Rk	Name vs. Opponent, Date	Pts	PA	PAP
1	Kresimir Cosic vs. Arizona, 02/26/1971 (12-12 FG, 0-0 3FG, 4-4 FT)	28	28	1.000
2	Brock Zylstra vs. San Francisco, 01/07/2012 (8-8 FG, 6-6 3FG, 0-0 FT)	22	22	1.000
3	Kanon Catchings vs. Baylor, 01/28/2025 (8-8 FG, 4-4 3FG, 3-3 FT)	23	23	1.000

\*Minimum 20 Points

## CONFERENCE TOURNAMENT CAREER RECORDS

### Field Goal Percentage

Rk	Name, Years	FG	FGA	Pct
1	Corbin Kaufusi, 2015-17	10	15	.667
2	Fousseyni Traore, 2021-present	40	60	.667

### 3-Point Field Goals Made

Rk	Name, Years	3FG
1	Jimmer Fredette, 2007-11	27
2	Jonathan Tavernier, 2006-10	16
3	Richie Saunders, 2022-present	14
4	Mark Heslop, 1988-92	13
5	Chase Fischer, 2014-16	13
6	Terrell Lyday, 1999-01	12
7	Jackson Emery, 2005-06, 08-11	12
8	Trevin Knell, 2019-present	12
9	Dallin Hall, 2022-present	12

### 3-Point Field Goal Percentage\*

Rk	Name, Years	3FG	3FGA	Pct
1	Mike Rose, 2003-07	11	19	.579
2	Nathan Cooper, 1995-96, 98-01	8	15	.533
3	Trent Whiting, 2000-01	8	15	.533
4	Terrell Lyday, 1999-01	12	23	.522
5	Yoshi Childs, 2016-20	8	16	.500
6	Bob Carpenter, 1981-83, 85-87	5	11	.455
7	Mark Heslop, 1988-92	13	29	.448
8	Skyler Halford, 2013-15	6	14	.429
9	Richie Saunders, 2022-present	14	233	.424

\*Minimum 5 3FG Made

### Free Throws Attempts

Rk	Name, Years	FTA
1	Jimmer Fredette, 2007-11	77
2	Kyle Collinsworth, 2010-11, 13-16	58
3	Tyler Haws, 2009-10, 12-15	57
4	Russell Larson, 1991-95	51
5	Trent Plaisted, 2004-08	47
6	Terrell Lyday, 1999-01	44
7	Gary Trost, 1987-88, 90-93	40
8	Mekeli Wesley, 1997-01	40
9	Kennerth Roberts, 1990-91, 93-96	35
10	Fousseyni Traore, 2021-present	35

## Assists

Rk	Name, Years	G	Ast	Avg
1	Nathan Call, 1986-88, 90-92	10	48	4.8
2	Kyle Collinsworth, 2010-11, 13-16	11	41	3.7
3	Lee Commard, 2005-09	9	33	3.7
4	Jimmer Fredette, 2007-11	10	30	3.0
5	Dallin Hall, 2022-present	7	30	4.3

## Assists Per Game\*

Rk	Name, Years	3FG	3FGA	Pct
1	Austin Ainge, 2003-07	5	27	5.4
2	Nathan Call, 1986-88, 90-92	10	48	4.8
3	Michael Vranes, 1996-97, 98-00	5	23	4.6
4	Dallin Hall, 2022-present	7	30	4.3

\*Minimum 5 Games Played

## Rebounds

Rk	Name, Years	G	Reb	Avg
1	Kyle Collinsworth, 2010-11, 13-16	11	108	9.8
2	Fousseyni Traore, 2021-present	9	59	6.6

## Double-Doubles

Rk	Name, Years	#
1	Kyle Collinsworth, 2010-11, 13-16	4
2	Fousseyni Traore, 2021-present	4

## CONFERENCE TOURNAMENT GAME RECORDS

### Free Throws Made, No Misses

Rk	Name vs. Opponent, Date	FT
1	Tyler Haws vs. San Francisco, 03/10/2014	14
2	Jimmer Fredette at UNLV, 03/12/2010	12
3	Tyler Haws vs. Gonzaga, 03/11/2014	11
4	Michael Smith vs. Hawaii, 03/10/1989	9
5	Gary Trost vs. Hawaii, 03/08/1991	9
6	Lee Commard vs. Air Force, 03/12/2009	8
7	Anson Windler vs. Loyola Marymount, 03/08/2014	8
8	Elijah Bryant vs. Saint Mary's, 03/05/2018	8
9	Alex Barcello vs. Pepperdine, 03/08/2021	8
10	Richie Saunders vs. Iowa State, 03/03/2025	8

## NCAA TOURNAMENT INDIVIDUAL CAREER RECORDS

### 3-Point Field Goals Made

Rk	Name, Years	3FG
1	Jimmer Fredette, 08, 09, 10, 11	19
2	Nick Sanderson, 92, 93	13
3	Jackson Emery, 09, 10, 11	13
4	Jonathan Tavernier, 07, 08, 09, 10	9
5	Noah Hartsock, 09, 10, 11, 12	9
6	Nathan Call, 87, 88, 91, 92	7
7	Tyler Haws, 10, 14, 15	6
8	Chase Fischer, 15	6
9	Trevin Knell, 21, 24, 25	6
10	Michael Smith, 84, 87, 88	5
11	Andy Toolson, 88, 90	5
12	Mike Rose, 04, 07	5
13	Jaxson Robinson, 24	5
14	Egor Demin, 25	5

### 3-Point Field Goals Attempts

Rk	Name, Years	3FGA
1	Jimmer Fredette, 08, 09, 10, 11	60
2	Jackson Emery, 09, 10, 11	34
3	Nick Sanderson, 92, 93	31
4	Jonathan Tavernier, 07, 08, 09, 10	25
5	Mark Bigelow, 03, 04	17
6	Michael Smith, 84, 87, 88	14
7	Kevin Naon, 92, 93	14
8	Noah Hartsock, 09, 10, 11, 12	14
9	Matt Carlino, 12, 14	14
10	Trevin Knell, 21, 24, 25	14

### 3-Point Field Goal Percentage\*

Rk	Name, Years	3FG	3FGA	Pct
1	Noah Hartsock, 09, 10, 11, 12	9	14	.643
2	Mike Rose, 04, 07	5	8	.625
3	Nathan Call, 87, 88, 91, 92	7	12	.583
4	Chase Fischer, 15	6	12	.500
5	Tyler Haws, 10, 14, 15	6	13	.462
6	Jaxson Robinson, 24	5	11	.455
7	Trevin Knell, 21, 24, 25	6	14	.429
8	Nick Sanderson, 92, 93	13	31	.419
9	Andy Toolson, 88, 90	5	13	.385
10	Egor Demin, 25	5	13	.385

\*Minimum 5 3FG Made

## Assists

Rk	Name, Years	G	Ast	Avg
1	Jimmer Fredette, 08, 09, 10, 11	7	30	4.3
2	Nathan Call, 87, 88, 91, 92	6	26	4.3
3	Danny Ainge, 79, 80, 81	6	22	3.7
4	Gary Trost, 88, 91, 92, 93	6	18	3.0
5	Fred Roberts, 79, 80, 81	6	17	2.8
6	Randy Reid, 93, 95	3	17	5.7
7	Bernie Fryer, 71, 72	4	16	4.0
8	Steve Craig, 79, 80, 81	6	16	2.7
9	Brian Taylor, 84, 87, 88	5	16	3.2
10	Kyle Collinsworth, 11, 15	4	16	4.0
11	Dallin Hall, 24, 25	3	16	5.3

## Assists Per Game\*

Rk	Name, Years	3FG	3FGA	Pct
1	Randy Reid, 93, 95	3	17	5.7
2	Dallin Hall, 24, 25	3	16	5.3

\*Minimum 5 Games Played or 15 Assists

## Blocks

Rk	Name, Years	G	Blk	Avg
1	Shawn Bradley, 91	2	12	6.0
2	Noah Hartsock, 09, 10, 11, 12	8	7	0.9
3	Keba Keita, 25	2	7	3.5

## Blocks Per Game\*

Rk	Name, Years	G	Blk	Avg
1	Shawn Bradley, 91	2	12	6.0
2	Keba Keita, 25	2	7	3.5

\*Minimum 5 Games Played or 5 Career Blocks

## NCAA TOURNAMENT GAME RECORDS

### 3-Point Field Goals Made

Rk	Name vs. Opponent, Date	3FG
1	Jimmer Fredette vs. Gonzaga, 03/19/2011	7
2	Nick Sanderson vs. Kansas, 03/20/1993	6
3	Chase Fischer vs. Ole Miss, 03/17/2015	6
4	Nick Sanderson vs. LSU, 03/19/1992	5
5	Mike Rose vs. Xavier, 03/15/2007	5
6	Tyler Haws vs. Ole Miss, 03/17/2015	5
7	Jaxson Robinson vs. Duquesne, 03/21/2024	5
8	Michael Smith vs. Louisville, 03/19/1988	4
9	Luiz Lemes vs. Syracuse, 03/18/2004	4
10	Trevin Knell vs. Wisconsin, 03/22/2025	4
11	Andy Toolson vs. Louisville, 03/19/1988	3
12	Mark Heslop vs. LSU, 03/19/1992	3
13	Nathan Call vs. LSU, 03/19/1992	3
14	Robbie Reid vs. Tulane, 03/16/1995	3
15	Trent Whiting vs. Cincinnati, 03/15/2001	3
16	Mark Bigelow vs. Syracuse, 03/18/2004	3
17	Mike Hall vs. Syracuse, 03/18/2004	3
18	Jonathan Tavernier vs. Texas A&M, 03/20/2008	3
19	Jonathan Tavernier vs. Texas A&M, 03/19/2009	3
20	Michael Lloyd Jr. vs. Florida, 03/18/2010	3
21	Jimmer Fredette vs. Florida, 03/18/2010	3
22	Jackson Emery vs. Florida, 03/20/2010	3
23	Jackson Emery vs. Gonzaga, 03/19/2011	3
24	Noah Hartsock vs. Gonzaga, 03/19/2011	3
25	Jimmer Fredette vs. Florida, 03/24/2011	3
26	Jackson Emery vs. Florida, 03/24/2011	3
27	Craig Cusick vs. Marquette, 03/15/2011	3
28	Skyler Halford vs. Ole Miss, 03/17/2015	3
29	Egor Demin vs. VCU, 03/20/2025	3
30	Richie Saunders vs. Wisconsin, 03/22/2025	3

### 3-Point Field Goal Percentage\*

Rk	Name vs. Opponent, Date	3FG	3FGA	Pct
1	Mike Rose vs. Xavier, 03/15/2007	5	6	.833
2	Trevin Knell vs. Wisconsin, 03/22/2025	4	6	.667

\*Minimum 5 3-Point Field Goal Attempts

## Assists

Rk	Name vs. Opponent, Date	Ast
1	Kyle Collinsworth vs. Ole Miss, 03/17/2025	10
2	Luiz Lemes vs. Syracuse, 03/18/2004	9
3	Randy Reid vs. SMU, 03/18/1993	8
4	Gary Trost vs. Kansas, 03/20/1993	8
5	Craig Cusick vs. Iowa, 03/13/2012	8
6	Egor Demin vs. Wisconsin, 03/22/2025	8

## Offensive Rebounds

Rk	Name vs. Opponent, Date	OReb
1	Michael Smith vs. New Orleans, 03/12/1987	7
2	Richie Saunders vs. Wisconsin, 03/22/2025	6
3	Greg Kite vs. UCLA, 03/14/1981	5
4	Mark Heslop vs. LSU, 03/19/1992	5
5	Jake Shott vs. Syracuse, 03/18/2004	5
6	Jeff Chatman vs. New Orleans, 03/12/1987	4
7	Kevin Naon vs. LSU, 03/19/1992	4
8	Jared Miller vs. Kansas, 03/20/1993	4
9	Ken Roberts vs. Tulane, 03/16/1995	4
10	Rafael Araujo vs. Syracuse, 03/18/2004	4
11	Noah Hartsock vs. Kansas State, 03/20/2010	4
12	Brandon Davies vs. Marquette, 03/15/2012	4
13	Keba Keita vs. VCU, 03/20/2025	4
14	Fousseyni Traore vs. VCU, 03/20/2025	4

## Blocks

Rk	Name vs. Opponent, Date	Blk
1	Shawn Bradley vs. Virginia, 03/14/1991	10
2	Greg Kite vs. UCLA, 03/14/1981	4
3	Keba Keita vs. VCU, 03/20/2025	4
4	Devin Durrant at UAB, 03/15/1984	3
5	Keba Keita vs. Wisconsin, 03/22/2025	3

## INDIVIDUAL OVERTIME RECORDS\*

\*Since 1999

## Points

Rk	Name vs. Opponent, Date	Pts
1	Austin Ainge at UNLV, 02/05/2005	12</

COUGARS IN THE RECORD BOOK

Blocks		
Rk	Name vs. Opponent, Date	Blk
1	Trent Plaisted at New Meixco, 02/26/2008	1
1	Jimmer Fredette vs. Florida, 03/18/2010	1
1	Nate Austin at Portland, 01/23/201	1
1	Corbin Kaufusi vs. San Diego State, 11/24/2014	1
1	Corbin Kaufusi vs. Purdue, 11/26/2014	1
1	Isaac Nielson vs. Purdue, 11/26/2104	1
1	Yaeli Childs at Illinois State, 11/28/2018	1
1	Fousseyni Traore at Loyola Marymount, 02/10/2022	1
1	Keba Keita at Iowa State, 03/04/2025	1

TEAM OVERTIME RECORDS\*

\*Since 1999

Points Scored		
Rk	Opponent, Date	Pts
1	vs. Pacific, 01/30/2021 (2OT)	31
2	at Portland, 01/23/2014 (2OT)	30
3	vs. Florida, 03/18/2010 (2OT)	24
4	vs. San Diego State, 11/25/2014 (2OT)	20
	at Iowa State, 03/04/2025 (2OT)	20

Field Goals Made		
Rk	Opponent, Date	FG
1	vs. Pacific, 01/30/2021 (2OT)	9
2	at Portland, 01/23/2014 (2OT)	7
3	vs. San Diego State, 02/09/2004	6
3	at Utah, 01/27/2009	6
6	vs. San Diego State, 11/25/2014 (2OT)	6
6	at Iowa State, 03/04/2025 (2OT)	6
7	at UNLV, 02/05/2005	5
5	vs. Harvard, 12/22/2015	5
5	at Boise State, 11/20/2019	5
10	at Florida International, 01/23/1999	4
4	at Pepperdine, 01/05/2002	4
4	at Colorado State, 03/02/2002	4
4	vs. TCU, 01/25/2006	4
4	vs. Florida, 03/18/2010 (2OT)	4
4	at Oregon, 12/21/2013	4
4	at San Diego, 02/14/2019	4
4	vs. Dayton, 11/25/2022	4
4	vs. Baylor, 01/28/2025	4

Field Goal Attempts		
Rk	Opponent, Date	FGA
1	at Portland, 01/23/2014 (2OT)	28
2	vs. San Diego State, 11/25/2014 (2OT)	20
3	at Iowa State, 03/04/2025 (2OT)	14

Field Goal Percentage				
Rk	Opponent, Date	FG	FGA	Pct
1	at UNLV, 02/05/20025	5	6	.833
	vs. Harvard, 12/22/2015	5	6	.833
3	at San Diego, 02/14/2019	4	5	.800
	vs. Dayton, 11/25/2022	4	5	.800
	vs. Baylor, 01/28/2025	4	5	.800

Free Throw Percentage*				
Rk	Opponent, Date	FT	FTA	Pct
1	vs. San Diego State, 11/25/2014 (2OT)	6	6	1.000
	vs. San Francisco, 02/10/2018	6	6	1.000
3	at Pepperdine, 02/15/2018	5	5	1.000
4	vs. San Diego State, 02/09/2004	3	3	1.000
5	vs. UMass, 12/23/2014	11	12	.917
6	at UNLV, 02/05/2005	7	8	.875
	vs. TCU, 01/25/2006	7	8	.875
	at New Mexico, 02/26/2008	7	8	.875
9	vs. Harvard, 12/22/2015	6	7	.857
	vs. Baylor, 01/28/2025	6	7	.857

\*Minimum 3 Free Throw Attempts

Free Throw Attempts		
Rk	Opponent, Date	FTA
1	at Portland, 01/23/2014 (2OT)	16
2	vs. Pacific, 01/30/2021 (2OT)	15
3	vs. Florida, 03/18/2010 (2OT)	14
4	vs. Uass, 12/23/2014	12
5	vs. San Francisco, 03/10/2014	11
	at Illinois State, 11/28/2018	11
7	at Colorado State, 03/02/2002	10
	vs. Idaho State, 11/18/2006	10
10	at Portland, 01/23/2014	10
	at Iowa State, 03/04/2025 (2OT)	10

Rebounds		
Rk	Opponent, Date	Reb
1	at Portland, 01/23/2014 (2OT)	18
2	at Iowa State, 03/04/2025 (2OT)	12

Offensive Rebounds		
Rk	Opponent, Date	OReb
1	at Portland, 01/23/2014 (2OT)	9
2	at Iowa State, 03/04/2025 (2OT)	7

Blocks		
Rk	Opponent, Date	Blk
1	vs. Purdue, 11/26/2014	2
2	at New Mexico, 02/26/2008	1
1	vs. Florida, 03/18/2010 (2OT)	1
1	at Portland, 01/23/2014 (2OT)	1
1	vs. San Diego State, 11/24/2014 (2OT)	1
1	at Illinois State, 11/28/2018	1
1	at Loyola Marymount, 02/10/2022	1
1	at Iowa State, 02/10/2022	1

Steals		
Rk	Opponent, Date	Stl
1	at Florida International, 01/23/1999	4
2	vs. San Diego State, 02/09/2004	3
	vs. Florida, 03/18/2010 (2OT)	3
	at Iowa State, 03/04/2025	3

Turnovers		
Rk	Opponent, Date	TO
1	at Portland, 01/23/2014 (2OT)	12
2	vs. San Diego State, 11/25/2014 (2OT)	9
3	at Iowa State, 03/04/2025	5

MARRIOTT CENTER RECORDS

Field Goal Percentage*				
Rk	Name vs. Opponent, Date	FG	FGA	Pct
1	Scott Runia vs. Wyoming, 02/11/1978	11	12	.917
	Devin Durrant vs. Saint Mary's, 12/10/1983	11	12	.917
	Fousseyni Traore vs. Idaho, 11/16/2024	11	12	.917

\*Minimum 10 Field Goal Attempts

3-Point Field Goals Made				
Rk	Name vs. Opponent, Date	3FG		
1	Trevin Knell vs. Cincinnati, 01/06/2024	9		
2	Mike Rose vs. Southern Utah, 11/21/2003	8		
	Mike Rose vs. UNLV, 02/03/2007	8		
	Matt Carlino vs. Portland State, 02/22/2014	8		
	Jaxson Robinson vs. Denver, 12/13/2023	8		

TEAM SEASON RECORDS

3-Point Field Goals		
Rk	Season	3FG
1	2023-24	378
2	2024-25	372

3-Point Field Goal Attempts		
Rk	Season	3FGA
1	2023-24	1,087
2	2024-25	998

3-Point Field Goals/Game				
Rk	Season	G	3FG	Avg
1	2023-24	34	328	11.1
2	2024-25	35	372	10.6
3	2019-20	32	310	10.4

Assists Per Game				
Rk	Season	G	Ast	Avg
1	1979-80	29	560	19.31
2	1978-79	28	540	19.29
3	1977-78	30	565	18.8
4	1987-88	32	597	18.7
5	2023-24	34	629	18.5
6	1992-93	34	613	18.0
7	1991-92	32	564	17.6
8	2019-20	32	556	17.4
9	2024-25	35	602	17.2

Assist-to-Turnover Ratio				
Rk	Season	Ast	TO	Ratio
1	2023-24	629	365	1.72
2	2019-20	556	354	1.57
3	2008-09	537	375	1.43
4	2014-15	594	417	1.424
5	2024-25	602	423	1.423

Effective Field Goal Percentage				
Rk	Season	FG	3FG	eFG%
1	2019-20	949-1898	332-786	.587
2	2024-25	1009-2089	372-998	.572
3	1987-88	976-1839	146-323	.570

TEAM GAME RECORDS

3-Point Field Goals		
Rk	Opponent, Date	3FG
1	vs. Westminster, 11/29/2022	19
2	vs. Westminster 11/25/2020	18
	at Loyola Marymount, 02/13/2020	18
	vs. Iowa State, 03/13/2025	18
	vs. Chaminade, 11/25/2014	17
5	vs. Virginia Tech, 11/27/2019	17
	vs. Pepperdine, 01/30/2020	17
	at Arizona State, 02/26/2025	17
9	at Weber State, 12/18/2021	16
	vs. Northern Iowa, 03/19/2022	16
	vs. Bellarmine, 12/22/23	16

3-Point Field Goal Attempts		
Rk	Opponent, Date	3FGA
1	vs. Cincinnati, 01/06/2023	46
2	vs. Central Arkansas, 11/05/2024	44
3	vs. Houston Christian, 11/06/2023	43
4	at Loyola Marymount, 02/13/2020	40
5	vs. Westminster, 11/25/2020	39
	vs. Bellarmine, 12/22/2023	39
	at Texas Tech, 01/20/2024	39
8	vs. Georgia State, 12/16/2023	38
	vs. Houston, 01/23/2024	38
10	vs. Westminster, 11/29/2022	37
	vs. Florida, 03/24/2011	37
	vs. Nevada, 12/10/19	37
	vs. Northern Iowa, 03/19/2022	37
	vs. Denver, 12/13/2023	37

Turnovers		
Rk	Opponent, Date	TO
1	at North Carolina, 12/201976	36
2	at Arizona State, 02/15/1975	35
3	vs. Indian, 12/26/1973	31
4	vs. North Carolina, 12/28/1977	30
	at Washington, 11/26/1996	30
6	at Davidson, 12/18/1976	29
	at Fresno State, 02/18/1999	29
	vs. Pepperdine, 12/15/2007	29
	at Iowa State, 03/04/2025	29

NCAA DI ACTIVE CAREER LEADERS\*

\*As of Monday, March 24, 2025

Total Points*			
Rk	Name	GP	Pts
237	Fousseyni Traore	127	1,329
259	Dawson Baker	118	1,302
489	Trevin Knell	149	1,089
517	Richie Saunders	102	1,068

Field Goal Percentage*				
Rk	Name	FG	FGA	Pct
19	Keba Keita	273	432	.632
29	Fousseyni Traore	523	857	.610

\*Minimum 240 Field Goals Made

3-Point Field Goals Made			
Rk	Name	GP	3FG
76	Trevin Knell	149	237
394	Richie Saunders	102	140

Assists*			
Rk	Name	GP	Ast
82	Dallin Hall	99	411

\*Minimum 200 assists

Rk	Name	GP	Ast	Avg
10	Egor Demin	32	173	5.41
53	Dallin Hall	99	411	4.15
*Minimum 150 assists				

\*Minimum 150 assists

Rk	Name	Ast	TO	A:TO
9	Dallin Hall	411	165	2.49

\*Minimum 400 assists

\*Minimum 400 assists

Rebounds*			
Rk	Name	GP	Reb
46	Fousseyni Traore	127	865
252	Keba Keita	100	563

\*Minimum 100 rebounds

Double-Doubles			
Rk	Name	GP	Dbl-Dbl
47	Fousseyni Traore	127	21

Games Played		
Rk	Name	GP
122	Trevin Knell	149



## GAME 1

Central Ark. - 50

Record: 0-1

NO. Name	Min	FG M-A	3P M-A	FT M-A	Rebounds OR DR TOT	Fouls PF FD	TP	AS	TO	ST	Blocks BS BA	+/-
0 Ubong Abasi Etim	F 16:14	0-1	0-0	0-0	1 3 4	2 2 0	0	0	0	0	0	-16
23 Diogo Seixas	F 22:34	1-4	1-3	0-0	0 1 1	1 2 3	4	1	0	0	0	-20
3 Brayden Fagbemi	G 34:09	3-10	1-6	1-2	0 3 3	1 2 8	7	6	1	0	2	-35
25 Elias Cato	G 30:22	9-13	3-6	0-0	0 3 3	1 1 21	1	4	0	1	1	-29
32 Layne Taylor	G 28:29	2-10	1-7	0-0	1 1 2	1 1 5	0	1	3	0	1	-28
4 Nehemiah Turner	22:32	2-6	0-1	1-6	4 7 11	2 3 5	2	2	1	1	3	-13
13 Ben Fox	10:16	0-1	0-1	1-3	0 0 0	0 1 1	1	0	0	0	0	-1
24 Cole McCormick	09:38	1-2	0-1	0-0	0 0 0	1 0 2	0	1	0	0	0	-9
41 Michael Elbagharu	10:52	1-3	1-3	2-2	0 1 1	0 1 5	0	1	0	0	0	-5
12 Ty Robinson	13:39	0-6	0-3	0-0	2 1 3	0 0 0	0	0	1	0	0	-25
1 Jabari West	01:15	0-0	0-0	0-0	0 0 0	1 0 0	0	0	0	0	0	-9
Team					3 1 4		0	1				
Totals		19-56	7-31	5-13	11 21 32	10 13 50	14	18	5	2	8	-38

Technical Fouls:NONE

Shooting By Period
1 <sup>st</sup> FG% 8-29 27.6%
3PT% 3-17 17.6%
FT% 4-7 57.1%
2 <sup>nd</sup> FG% 11-27 40.7%
3PT% 4-14 28.6%
FT% 1-6 16.7%
GM FG% 19-56 33.9%
3PT% 7-31 22.6%
FT% 5-13 38.5%
Dead Ball Rebounds: 5, 0

## GAME 2

UC Riverside - 80

Record: 0-2

NO. Name	Min	FG M-A	3P M-A	FT M-A	Rebounds OR DR TOT	Fouls PF FD	TP	AS	TO	ST	Blocks BS BA	+/-
2 Kaleb Smith	F 28:20	4-9	3-7	9-10	0 4 4	0 5 20	0	3	0	0	1	-9
4 Rikus Schulte	F 11:37	1-1	0-0	0-0	0 1 1	2 1 2	1	0	0	0	0	1
10 Nyi Olabode	F 15:00	1-4	1-2	0-0	0 4 4	3 0 3	1	0	1	0	1	-7
11 Nate Pickens	G 30:39	6-10	3-4	3-5	0 2 2	3 4 18	2	2	2	1	1	-5
24 Barrington Hargress	G 29:21	6-19	2-8	2-2	0 1 1	4 11 16	5	0	1	0	2	-14
21 Joel Amstrading	24:23	1-2	0-0	2-2	2 6 8	4 2 4	0	2	2	0	0	-2
3 Isaiah Moses	33:10	6-10	2-5	2-2	0 2 2	1 3 16	3	1	2	0	1	4
22 Luke Turner	03:50	0-2	0-2	0-0	0 0 0	0 0 0	0	0	0	0	0	2
12 Jack Whitbourn	10:21	0-1	0-0	1-2	1 2 3	1 4 1	0	0	0	0	0	-2
1 Gavin Davis	06:57	0-0	0-0	0-0	0 0 0	3 0 0	0	1	3	0	0	4
7 Parker Strauss	06:21	0-0	0-0	0-0	0 1 1	1 0 0	0	1	0	0	0	-2
Team					3 2 5		0	0				
Totals		25-58	11-28	19-23	6 25 31	22 20 80	13	12	8	1	7	-6

Technical Fouls:NONE

Shooting By Period
1 <sup>st</sup> FG% 10-25 40.0%
3PT% 6-13 46.2%
FT% 7-8 87.5%
2 <sup>nd</sup> FG% 15-33 45.5%
3PT% 5-15 33.3%
FT% 12-15 80%
GM FG% 25-58 43.1%
3PT% 11-28 39.3%
FT% 19-23 82.6%
Dead Ball Rebounds: 3, 0

BYU - 88

Record: 1-0

NO. Name	Min	FG M-A	3P M-A	FT M-A	Rebounds OR DR TOT	Fouls PF FD	TP	AS	TO	ST	Blocks BS BA	+/-
6 Kanon Catchings	F 25:58	6-13	4-11	1-2	0 3 3	0 1 17	1	2	1	3	0	32
13 Keba Keita	C 17:34	2-2	0-0	2-2	4 6 10	3 1 6	0	2	1	1	0	16
3 Egor Demin	G 30:46	7-13	4-7	0-1	0 4 4	1 1 18	11	2	4	0	0	35
15 Richie Saunders	G 25:50	6-11	3-7	1-2	3 5 8	0 4 16	2	0	1	0	0	20
21 Trevin Knell	G 20:47	2-6	2-6	2-2	0 4 2	2 1 8	1	0	1	0	0	1
0 Mawot Mag	12:52	1-4	1-2	0-0	2 0 2	2 0 3	1	1	1	0	0	1
45 Fousseyni Traore	18:40	3-5	0-0	0-0	4 2 6	2 0 6	0	0	0	2	1	24
2 Elijah Crawford	11:40	1-4	0-2	0-0	3 1 4	3 0 2	2	1	1	0	0	1
25 Dawson Baker	17:10	0-7	0-6	1-2	0 0 0	0 2 1	1	2	0	0	0	14
5 Mihailo Boskovic	18:43	5-7	1-3	0-0	1 2 3	0 0 11	2	2	1	2	0	20
Team					3 2 5		0	1				
Totals		33-72	15-44	7-11	20 29 49	13 10 88	21	11	11	8	2	38

Technical Fouls:NONE

Shooting By Period
1 <sup>st</sup> FG% 18-40 45.0%
3PT% 7-23 30.4%
FT% 3-5 60%
2 <sup>nd</sup> FG% 15-32 46.9%
3PT% 8-21 38.1%
FT% 4-6 66.7%
GM FG% 33-72 45.8%
3PT% 15-44 34.1%
FT% 7-11 63.6%
Dead Ball Rebounds: 2, 0

BYU - 86

Record: 2-0

NO. Name	Min	FG M-A	3P M-A	FT M-A	Rebounds OR DR TOT	Fouls PF FD	TP	AS	TO	ST	Blocks BS BA	+/-
6 Kanon Catchings	F 26:56	4-11	1-6	0-0	1 4 5	2 0 9	0	1	1	2	0	16
13 Keba Keita	C 18:54	5-6	0-0	4-8	2 8 10	3 4 14	2	1	1	1	0	16
3 Egor Demin	G 31:42	8-11	2-5	2-6	1 4 5	1 5 20	7	2	0	0	0	12
15 Richie Saunders	G 32:18	5-11	1-2	1-2	1 5 6	4 3 12	2	1	1	0	1	1
21 Trevin Knell	G 23:18	1-7	1-6	1-2	0 2 2	1 1 4	0	0	2	0	0	12
5 Mihailo Boskovic	16:19	1-2	0-1	2-2	0 1 1	4 1 4	0	1	1	1	0	-5
45 Fousseyni Traore	20:22	6-8	0-1	1-2	5 1 6	2 2 13	2	1	0	2	0	-11
2 Elijah Crawford	08:18	0-2	0-0	0-0	0 1 1	1 0 0	0	2	0	0	1	-6
25 Dawson Baker	17:59	2-3	1-1	3-4	0 0 0	1 6 8	2	1	1	0	0	1
0 Mawot Mag	03:55	1-1	0-0	0-0	0 0 0	1 0 2	0	0	0	0	0	-6
Team					1 2 3		0	0				
Totals		33-62	6-22	14-26	11 28 39	20 22 86	15	10	7	7	1	6

Technical Fouls:NONE

Shooting By Period
1 <sup>st</sup> FG% 16-31 51.6%
3PT% 2-11 18.2%
FT% 6-12 50%
2 <sup>nd</sup> FG% 17-31 54.8%
3PT% 4-11 36.4%
FT% 8-14 57.1%
GM FG% 33-62 53.2%
3PT% 6-22 27.3%
FT% 14-26 53.8%
Dead Ball Rebounds: 5, 0

	UCA	BYU
Biggest lead	0 (1 <sup>st</sup> 20:00)	41 (2 <sup>nd</sup> 1:56)
Best Scoring Run	5 (1 <sup>st</sup> 16:17)	11 (1 <sup>st</sup> 7:31)
Lead Changes	0	
Times Tied	1	
Time with Lead	00:00	39:40

Points from	UCA	BYU
Turnovers	8	24
Paint	16	36
Second Chance	2	23
Fast Breaks	1	12
Bench	13	23

Period by Period Scoring			
	1st	2nd	TOT
UCA	23	27	50
BYU	46	42	88

	UCR	BYU
Biggest lead	0 (1 <sup>st</sup> 20:00)	17 (2 <sup>nd</sup> 13:33)
Best Scoring Run	9 (1 <sup>st</sup> 11:09)	11 (2 <sup>nd</sup> 18:02)
Lead Changes	0	
Times Tied	2	
Time with Lead	00:00	38:55

Points from	UCR	BYU
Turnovers	12	15
Paint	14	48
Second Chance	7	17
Fast Breaks	8	7
Bench	21	27

Period by Period Scoring			
	1st	2nd	TOT
UCR	33	47	80
BYU	40	46	86

## GAME 3

Queens (NC) - 55

Record: 2-2

NO. Name	Min	FG M-A	3P M-A	FT M-A	Rebounds OR DR TOT	Fouls PF FD	TP	AS	TO	ST	Blocks BS BA	+/-
23 Leo Colimero	F 18:14	0-3	0-0	0-0	1 5 6	2 0 0	2	1	0	1	0	-34
24 Yoav Berman	F 24:18	4-8	3-5	0-0	0 3 3	1 1 11	1	1	0	0	1	-29
32 Malcolm Wilson	C 28:49	3-4	0-0	0-0	4 4 0	0 6 1	1	3	0	3	0	-37
10 Bryce Cash	G 18:47	2-6	2-4	0-2	0 4 0	0 1 1	6	1	2	0	1	-24
11 Chris Ashty	G 19:09	0-6	0-0	0-0	1 1 1	1 0 0	2	1	0	0	0	-24
3 Kalib Mathews	13:03	1-2	1-2	0-0	0 1 1	3 0 3	1	3	0	0	0	-11
22 Jaxon Pollard	21:57	2-10	0-5	2-2	0 0 0	3 1 6	2	0	0	0	0	-25
1 Nasir Mann	16:36	1-5	0-2	1-4	1 1 2	0 2 3	3	1	0	0	0	-21
20 Asjon Anderson	12:31	2-4	2-3	1-2	0 0 0	0 2 7	1	3	1	0	0	-17
9 Maban Jabriel	14:49	3-4	3-3	0-0	0 2 2	0 0 9	1	1	1	2	0	-3
2 DJ Shine	06:05	2-5	0-0	0-0	0 1 1	0 4 0	0	0	0	0	0	-1
6 Sawyer Mayhugh	02:51	0-1	0-0	0-0	0 0 0	0 0 0	0	0	0	0	1	3
15 Jordon Nevill	02:51	0-0	0-0	0-0	0 0 0	0 0 0	0	0	0	0	0	3
Team					1 1 2		0	0				
Totals		20-58	11-30	4-10	3 19 22	11 7 55	13	15	4	6	5	-44

Technical Fouls:NONE

Shooting By Period
1 <sup>st</sup> FG% 20-31 64.5%
3PT% 7-13 53.8%
FT% 1-4 25%
2 <sup>nd</sup> FG% 11-28 39.3%
3PT% 4-12 33.3%
FT% 3-6 50%
GM FG% 20-58 34.5%
3PT% 11-30 36.7%
FT% 4-10 40.0%
Dead Ball Rebounds: 3, 0

Idaho - 71

Record: 1-3

NO. Name		Min	FG M-A	3P M-A	FT M-A	Rebounds OR DR TOT	Fouls PF FD	TP	AS	TO	ST	Blocks BS BA	+/-
0 Julius Mims	F	23:51	5-7	1-2	3-5	0 6 6	3 3 14	1	1	1	1	0	-1
2 Tyler Mrus	F	36:17	5-12	4-8	3-5	0 2 2	0 3 17	0	3	0	0	3	-16
5 Isaiah Brickner	G	14:17	2-7	0-1	1-1	0 1 1	3 2 5	3	4	2	1	1	3
7 Jack Payne	G	24:22	1-3	1-2	0-0	1 2 3	3 1 3	2	0	1	0	2	-8
14 Kolton Mitchell	G	28:03	3-4	1-1	0-0	2 2 3	0 7 2	5	0	0	0	0	-10
10 Kristian Gonzalez		11:41	3-8	1-2	0-0	2 1 3	2 0 7	0	0	0	0	2	-13
3 Jojo Anderson		17:03	1-3	1-2	0-0	0 2 2	2 2 3	4	0	0	0	0	-18
34 Kyson Rose		15:12	2-2	2-2	0-0	0 0 0	3 0 6	0	2	0	0	0	-24
24 Miles Klapper		27:20	3-4	1-1	0-0	0 4 4	1 1 7	3	2	0	0	0	-25
11 Titus Yearout		00:57	0-1	0-0	0-0	0 0 0	0 0 0	0	0	0	0	0	1
15 Ewan Steele		00:57	1-1	0-0	0-0	0 0 0	0 0 2	0	2	0	0	0	1
Team						1 4 5	0	2					
Totals			26:52	12:21	7:11	4 24 28	20 12 71	15 19	4	1	8	-24	



## GAME 5

Mississippi Val. - 43													Record: 1-5				
NO.	Name	Min	FG M-A	3P M-A	FT M-A	Rebounds OR DR TOT	Fouls PF FD	TP	AS	TO	ST	Blocks BS BA	+/-				
5	Walter Hamilton	F 20:47	4-9	0-0	2-2	4 2 6	2 1 10	0	3	0	0	1	-28				
15	Alvin Stredic	F 30:36	1-3	0-1	0-0	0 4 4	2 1 2	3	5	2	0	0	-30				
0	Arthur Tate	G 29:41	4-8	2-2	0-0	0 4 4	1 2 12	1	0	0	0	0	-29				
3	Donovan Sanders	G 34:27	6-13	0-2	2-2	0 1 1	1 4 14	3	2	2	0	0	-33				
14	George Ivory III	G 22:09	0-1	0-1	0-0	0 0 0	3 0 0	0	1	3	2	1	-15				
21	Jair Horton	10:08	0-2	0-1	0-0	2 2 1	1 1 0	0	0	0	0	0	-7				
1	Antonio Sisk	24:28	1-5	0-1	0-0	0 0 0	2 0 2	0	1	1	1	0	-38				
10	Greg Moore	06:05	1-1	0-0	0-2	0 1 1	1 1 2	0	1	1	0	0	-9				
22	Darrion Sallery	04:38	0-1	0-1	0-0	3 3 0	0 0 0	0	0	0	1	0	-7				
35	Johnathan Pace	00:20	0-0	0-0	0-0	0 0 0	0 0 0	0	0	1	1	0	0				
11	Markell Petro	09:52	0-0	0-0	0-0	0 0 0	2 0 0	0	0	0	0	0	-19				
12	Kendal Parker	04:46	0-2	0-1	1-2	0 1 1	0 1 1	0	0	0	0	1	-3				
25	Daniel Umoh	02:03	0-0	0-0	0-0	0 0 0	0 0 0	0	0	0	0	0	-2				
Team						1 0 1	0	1									
Totals			17-45	2-10	7-10	5 18 23	15 11 43	8	17	8	2	3	-44				
													<b>Shooting By Period</b>				
													1 <sup>st</sup> FG% 10-19 52.6%				
													3PT% 1-4 25.0%				
													FT% 6-8 75%				
													2 <sup>nd</sup> FG% 7-26 26.9%				
													3PT% 1-6 16.7%				
													FT% 1-2 50%				
													GM FG% 17-45 37.8%				
													3PT% 2-10 20.0%				
													FT% 7-10 70.0%				
													Dead Ball Rebounds: 1 0				

Technical Fouls:NONE

BYU - 87			Record: 5-0												
NO.	Name	Min	FG M-A	3P M-A	FT M-A	Rebounds OR DR TOT	Fouls PF FD	TP	AS	TO	ST	Blocks BS BA	+/-		
6	Kanon Catchings	F 24:12	5-10	2-6	2-3	2 1 3	0 2 3	14	3	1	1	1	0	20	
45	Fousseyini Traore	F 24:31	5-8	0-1	5-6	5 6 11	2 3 3	15	1	2	0	1	0	27	
3	Egor Demin	G 27:32	3-4	2-3	0-0	1 5 6	0 1 8	6	3	3	1	0	35		
15	Richie Saunders	G 19:03	3-7	1-4	0-0	0 0 0	2 1 7	2	0	2	0	0	17		
30	Dallin Hall	G 21:23	3-7	1-2	1-3	4 2 1	10 5	1	1	1	0	0	17		
0	Mawot Mag	10:41	1-3	0-1	2-2	0 0 0	3 1 4	0	0	0	0	0	21		
21	Trevin Knell	21:20	3-5	2-4	4-5	1 2 3	0 2 12	2	1	2	0	0	31		
25	Dawson Baker	19:48	5-7	0-2	0-0	0 0 0	1 1 10	2	0	2	0	0	28		
5	Mihailo Boskovic	13:04	2-4	0-2	0-1	0 5 5	0 2 4	0	0	1	0	1	16		
1	Trey Stewart	09:21	1-1	1-1	0-0	0 1 1	1 0 3	0	1	0	0	0	7		
2	Elijah Crawford	02:25	0-1	0-0	0-0	0 0 0	0 1 0	0	0	0	0	0	1		
4	Brody Kozlowski	01:40	0-0	0-0	0-0	0 0 0	0 0 0	0	0	0	0	0	0		
12	Townsend Tripple	01:40	0-0	0-0	0-0	0 0 0	0 0 0	0	0	0	0	0	0		
20	Max Triplett	01:40	0-1	0-0	0-0	1 1 2	0 0 0	0	0	0	0	0	0		
51	Jared McGregor	01:40	0-0	0-0	0-0	0 0 0	0 0 0	0	0	0	0	0	0		
Team						2 1 3	0	0	0	0	0	0	0		
Totals		31-58	11-32	14-19	13 25 38	11 15 87	21 9	12	3	2	44				
1st FG 18-32 56.3% 3PT% 7-18 38.9% FT% 12-17 70.6% 2nd FG 13-26 50.0% 3PT% 4-14 28.6% FT% 2-2 100% GM FG% 31-58 53.4% 3PT% 13-32 34.4% FT% 14-19 73.7%															
Def Team Rebounds: 1 0															

Technical Fouls:NONE

	MVSU	BYU
Biggest lead	0 (1 <sup>st</sup> 20:00)	44 (2 <sup>nd</sup> 1:48)
Best Scoring Run	5(2 <sup>nd</sup> 10:58)	12(1 <sup>st</sup> 8:15)
Lead Changes	0	
Times Tied	0	
Time with Lead	00:00	39:40

Points from	MVSU	BYU
Turnovers	8	24
Paint	20	38
Second Chance	2	12
Fast Breaks	2	8
Bench	5	33

Period by Period Scoring	1st	2nd	TOT
MVSU	27	16	43
BYU	55	32	87

## LIVESTATS

## GAME 7

### NC State 61

No.	Player	S	Pts	FG	3FG	FT	OR	DR	TR	PF	A	TO	Blk	Stl	Min	+/-
01	HUNTLEY-HATFIELD, BRANDC	F	4	2-8	0-2	0-0	4	5	9	2	1	3	2	0	27	-11
03	STYLES, DONTREZ	G	2	1-5	0-2	0-0	0	0	0	5	0	0	0	0	12	-17
05	PARKER, TREY	G	9	4-8	1-3	0-0	0	3	3	2	1	0	0	0	18	-2
08	TAYLOR, JAYDEN	G	16	4-10	4-7	4-7	0	5	5	1	1	4	1	2	30	-7
12	O'CONNELL, MICHAEL	G	16	6-11	2-4	2-2	0	0	0	0	1	1	0	0	36	-9
02	MCNEIL, JR.,PAUL	G	0	0-0	0-0	0-0	0	0	0	0	0	0	0	0	2	5
04	PASS, BREON	G	3	1-2	1-2	0-0	1	1	2	1	2	0	0	0	13	-9
07	HEARD, BRYCE	G	0	0-0	0-0	0-0	0	1	1	0	0	0	0	0	8	1
10	HILL, MARCUS	G	4	1-5	0-1	2-3	0	0	0	0	2	1	0	1	15	-2
11	PARKER, JR.,DENNIS	G	3	1-3	1-2	0-0	0	2	2	1	0	0	0	0	20	-2
33	DIOUF, ISMAEL	F	0	0-1	0-0	0-0	0	0	0	0	1	0	0	0	3	-1
34	MIDDLEBROOKS, BEN	C	4	1-4	0-0	0-2	3	1	4	4	2	1	0	1	16	-1
TEAM						1	5	6	0	0	0					
<b>TOTALS</b>			61	21-57	9-23	10-14	9	23	32	18	10	9	3	4	200	

Shooting By Period	FG	FG%	3FG	3FG%	FT	FT%	Deadball Rebounds: 1.0
1st Half	8-27	30%	4-13	31%	7-10	70%	Last FG: 2nd-00:07
2nd Half	13-30	43%	5-10	50%	3-4	75%	Biggest Run: 9-0
Game	21-57	36.8%	9-23	39.1%	10-14	71.4%	Largest lead: By 0 at 1st-18:37

Technical Fouls: None

### BYU 72

No.	Player	S	Pts	FG	3FG	FT	OR	DR	TR	PF	A	TO	Blk	Stl	Min	+/-
03	DEMIN, EGOR	G	8	3-7	0-2	2-2	4	7	11	4	4	2	1	0	28	16
06	CATCHINGS, KANON	F	7	2-5	2-3	1-2	1	0	1	3	2	1	0	0	25	14
13	KEITA, KEB	C	6	2-5	0-0	2-4	2	7	9	2	2	0	2	0	22	15
15	SAUNDERS, RICHIE	G	13	4-7	3-3	2-2	0	3	3	1	1	0	0	1	27	13
30	HALL, DALLIN	G	9	3-8	2-6	1-2	1	4	5	0	3	3	0	1	29	8
01	STEWART, TREY	G	0	0-1	0-1	0-0	1	0	1	1	0	0	0	0	6	-5
05	BOSKOVIC, MIHAILO	F	3	1-3	1-1	0-0	2	0	2	1	0	3	0	0	8	0
21	KNELL, TREVIN	G	7	2-6	1-5	2-2	0	2	2	2	2	0	0	1	18	5
25	BAKER, DAWSON	G	9	4-11	1-5	0-0	1	2	3	1	2	3	0	0	21	-7
45	TRAORE, FOUSSEYNI	F	10	4-6	0-0	2-2	2	3	5	2	1	0	0	0	17	-4
TEAM						1	2	3	0	1						
<b>TOTALS</b>			72	25-59	10-26	12-16	15	30	45	17	17	14	3	3	200	

Shooting By Period	FG	FG%	3FG	3FG%	FT	FT%	Deadball Rebounds: 0.0
1st Half	14-26	54%	6-10	60%	4-4	100%	Last FG: 2nd-01:53
2nd Half	11-33	33%	4-16	25%	8-12	67%	Biggest Run: 9-0
Game	25-59	42.4%	10-26	38.5%	12-16	75.0%	Largest lead: By 24 at 2nd-08:41

Technical Fouls: None

Game Notes:	Score	1st	2nd	TOT	Points	NCS	BYU
Officials: Brooks Wells, Kip Kissinger, Tyler Kumpf	NCS	27	34	61	In the Paint	20	30
Attendance: 4000	BYU	38	34	72	Off Turns	9	12
Start Time: 03:35 PM ET					2nd Chance	10	12
End Time: 05:43 PM ET					Fast Break	5	4
Game Duration: 2:08					Bench	14	29
Neutral Court:					Per Poss	0.984	1.143
						26.62	31.43

NCS led for 0:00. BYU led for 38:55.  
Game was tied for 1:05.  
Times tied: 2 Lead Changes: 0

## GAME 6

No.	Player	S	Pts	FG	3FG	FT	OR	DR	TR	PF	A	TO	Blk	Stl	Min	+/-
03	DEMIN, EGOR	G	16	5-13	2-9	4-7	0	3	3	2	4	5	1	1	37	-14
06	CATCHINGS, KANON	F	17	6-14	5-10	0-1	2	2	4	4	0	3	0	0	32	-8
13	KEITA, KEB	C	0	0-0	0-0	0-0	1	6	7	3	3	0	0	0	18	-5
15	SAUNDERS, RICHIE	G	16	4-13	1-7	7-8	2	3	5	4	0	2	0	2	33	-13
30	HALL, DALLIN	G	2	1-3	0-2	0-0	1	0	1	3	4	0	0	1	29	-9
00	MAG, MAWOT	F	0	0-0	0-0	0-0	0	1	1	1	0	0	0	0	1	-2
01	STEWART, TREY	G	0	0-0	0-0	0-0	0	0	0	0	0	0	0	0	1	-1
02	CRAWFORD, ELIJAH	G	0	0-0	0-0	0-0	0	0	0	0	0	0	0	0	3	-3
05	BOSKOVIC, MIHAILO	F	10	3-5	2-4	2-2	0	1	1	1	1	0	1	0	17	9
21	KNELL, TREVIN	G	8	2-6	2-5	2-2	1	1	2	4	1	0	0	0	20	-6
25	BAKER, DAWSON	G	0	0-2	0-1	0-0	1	3	4	4	0	1	0	0	10	2
45	TRAORE, FOUSSEYNI	F	16	5-8	0-0	6-6	2	4	6	3	3	3	1	1	24	-5
TEAM						1	2	3	0	2						
<b>TOTALS</b>			85	26-64	12-38	21-26	11	26	37	29	15	17	2	5	225	

Shooting By Period	FG	FG%	3FG	3FG%	FT	FT%	Deadball Rebounds: 3.1
1st Half	12-27	44%	7-18	39%	11-12	92%	Last FG: 3rd-00:40
2nd Half	12-26	46%	4-11	36%	7-10	70%	Biggest Run: 9-0
3rd Half	2-11	18%	1-9	11%	3-4	75%	Largest lead: By 10 at 1st-06:11
Game	26-64	40.6%	12-38	31.6%	21-26	80.8%	Technical Fouls: 0 R05 BOSKOVIC, M (Class A) @ 2nd-07:07;



# GAME 13

BYU - 55														
Record: 10-3 (1-1)														
NO. Name	Min	FG M-A	3P M-A	FT M-A	Rebounds OR DR TOT	Fouls PF FD	TP	AS	TO	ST	Blocks BS BA	+/-		
6 Kanon Catchings	F 25:35	2-5 1-3	1-2	2 0 2	2 2	6	1	0	1	1	1	-28		
13 Keba Kelta	F 19:55	3-7 0-0	0-0	1 0 1	3 2	6	0	0	0	1	2	-19		
3 Egor Demin	C 25:51	1-6 0-3	1-2	0 3 3	1 1	3	7	3	1	0	0	-31		
15 Richie Saunders	G 22:22	3-8 1-5	2-3	0 2 2	1 4	9	1	2	1	0	1	-36		
30 Dallin Hall	G 24:19	1-1 1-1	4-4	0 0 0	2 2	7	0	3	0	0	0	-12		
25 Dawson Baker	17:57	2-7 0-3	0-0	1 1 1	2 1 4	1	1	2	1	0	1	-15		
45 Fousseyni Traore	19:31	0-3 0-0	1-2	1 5 6	0 1	1	1	3	0	0	1	-18		
5 Mihailo Boskovic	12:35	1-2 1-2	2-2	0 2 2	0 2	5	1	0	0	0	0	-6		
21 Trevin Knell	15:53	4-6 4-6	0-0	0 1 1	3 0	12	0	0	0	0	0	-8		
0 Mawot Mag	05:46	1-2 0-0	0-0	0 0 0	1 0	2	0	1	1	0	1	-5		
4 Brody Kozlowski	04:12	0-1 0-1	0-0	0 0 0	0 0 0	0	0	0	0	0	0	1		
1 Trey Stewart	03:03	0-0 0-0	0-0	0 0 0	0 0 0	0	0	0	1	0	0	1		
2 Elijah Crawford	03:03	0-0 0-0	0-0	0 0 0	0 0 0	0	0	0	0	0	0	1		
Team					3 3 6	0	0	1						
Totals		18-48	8-24	11-15	7 17 24	15 15	55	14	15	6	2 7	-31		

Technical Fouls:NONE

Houston - 86														
Record: 10-3 (2-0)														
NO. Name	Min	FG M-A	3P M-A	FT M-A	Rebounds OR DR TOT	Fouls PF FD	TP	AS	TO	ST	Blocks BS BA	+/-		
11 Joseph Tugler	F 18:27	1-1 0-0	3-4	3 2 5	5 3	5	0	3	0	2	0	19		
13 J'wan Roberts	F 24:54	3-4 0-0	0-0	2 4 6	1 2	6	2	3	2	0	0	32		
4 LJ Coyer	G 27:11	3-11 3-9	0-0	0 0 0	0 1	9	2	1	1	0	0	28		
7 Milos Uzan	G 31:04	2-9 2-6	1-2	0 2 2	0 1	7	8	0	2	0	1	28		
21 Emanuel Sharp	G 20:07	5-9 4-8	4-4	0 3 3	4 4	18	1	0	1	0	0	17		
5 Ja'Vier Francis	19:01	4-6 0-0	1-2	3 2 5	2 2	9	0	1	1	3	0	14		
23 Terrance Arceneaux	22:59	5-9 4-5	1-2	3 3 6	0 1	15	1	0	2	0	1	14		
8 Mylik Wilson	17:11	5-5 2-2	0-0	2 2 4	0 0	12	0	1	0	0	0	3		
25 Mercy Miller	10:42	0-2 0-1	2-2	1 1 2	2 1	2	1	1	0	1	0	4		
0 Kordellus Jefferson	04:12	1-3 1-3	0-0	0 0 0	0 0 0	3	0	1	0	0	0	-1		
2 Cedric Lath	04:13	0-0 0-0	0-0	0 0 0	2 0 0	2	0	0	0	1	0	-1		
Team					1 3 4	0	0	0						
Totals		29-59	16-34	12-16	15 22 37	15 15	85	15	11	9	7 2	31		

Technical Fouls:NONE

		BYU	HOU		
Biggest lead	0 (1 <sup>st</sup> 20:00)	34 (2 <sup>nd</sup> 7:34)		Points from Turnovers	5 24
Best Scoring Run	5 (2 <sup>nd</sup> 5:50)	9 (2 <sup>nd</sup> 12:13)		Paint	18 24
Lead Changes	0			Second Chance	7 18
Times Tied	2			Fast Breaks	4 13
Time with Lead	00:00	36:57		Bench	24 41

LIVESTATS  
BY SCORING REPORTS

# GAME 15

BYU - 67														
Record: 10-5 (1-3)														
NO. Name	Min	FG M-A	3P M-A	FT M-A	Rebounds OR DR TOT	Fouls PF FD	TP	AS	TO	ST	Blocks BS BA	+/-		
6 Kanon Catchings	F 09:09	1-1 0-0	1-2	0 2 2	2 1	3	0	3	1	0	0	-5		
13 Keba Kelta	C 19:24	2-2 0-0	0-0	1 6 7	2 0	4	0	0	0	1	0	3		
3 Egor Demin	G 27:59	3-8 0-3	2-3	0 2 2	3 3	8	4	4	0	0	1	-3		
15 Richie Saunders	G 36:02	9-13 5-7	3-4	2 4 6	3 3	26	0	2	0	0	0	0		
21 Trevin Knell	G 19:39	1-5 1-5	2-2	0 0 0	2 2	5	2	2	0	0	0	-9		
25 Dawson Baker	18:01	2-6 1-3	0-0	0 3 3	2 0	5	2	2	0	0	0	-7		
0 Mawot Mag	24:36	1-4 0-2	3-4	1 2 3	1 2	5	0	0	1	2	1	8		
30 Dallin Hall	23:37	2-4 2-4	0-0	0 1 1	0 1	6	6	1	0	0	0	1		
45 Fousseyni Traore	20:42	1-3 0-0	3-4	0 7 7	2 2	5	2	1	0	0	0	-8		
1 Trey Stewart	00:26	0-0 0-0	0-0	0 0 0	0 0 0	0	0	0	0	0	0	0		
2 Elijah Crawford	00:25	0-0 0-0	0-0	0 0 0	0 0 0	0	0	0	0	0	0	0		
Team					3 1 4	0	0	1						
Totals		22-46	9-24	14-19	7 28 35	17 14	67	16	16	2	3 2	-4		

Technical Fouls:NONE

TCU - 71														
Record: 9-6 (2-2)														
NO. Name	Min	FG M-A	3P M-A	FT M-A	Rebounds OR DR TOT	Fouls PF FD	TP	AS	TO	ST	Blocks BS BA	+/-		
5 Micah Robinson	F 16:14	2-5 1-3	5-5	1 0 1	2 3	10	1	0	0	0	0	2		
15 David Punch	F 17:36	2-6 0-0	3-4	3 1 4	4 5	7	1	1	0	0	1	1		
8 Ernest Under Jr.	C 29:18	1-1 0-0	0-2	0 3 3	1 2	2	1	2	1	2	0	4		
3 Vaseen Allette	G 35:41	5-15 1-6	0-2	0 3 3	1 2	11	5	0	3	0	1	4		
21 Noah Reynolds	G 33:24	8-18 3-6	2-2	0 2 2	1 1	21	3	0	2	0	1	0		
0 Brendan Wenzel	28:04	3-6 3-6	0-0	0 1 1	0 1	9	2	2	0	0	0	3		
1 Trazarian White	20:57	3-4 1-2	2-3	1 3 4	3 2	9	1	0	1	0	0	8		
11 Isalah Manning	05:16	0-1 0-1	0-0	0 0 0	0 1	0	0	0	0	0	0	-3		
32 Malik Diallo	10:41	1-3 0-0	0-1	0 0 0	1 1	2	0	0	0	0	0	0		
41 Jace Posey	02:49	0-0 0-0	0-0	0 0 0	0 0 0	0	0	0	2	0	0	1		
Team					1 5 6	0	0	1						
Totals		25-59	9-24	12-19	6 18 24	14 17	71	14	6	9	2 3	4		

Technical Fouls:NONE

		BYU	TCU		
Biggest lead	6 (2 <sup>nd</sup> 18:47)	10 (1 <sup>st</sup> 5:15)		Points from Turnovers	6 17
Best Scoring Run	14 (1 <sup>st</sup> 0:26)	10 (1 <sup>st</sup> 5:15)		Paint	26 28
Lead Changes	17			Second Chance	6 2
Times Tied	12			Fast Breaks	12 6
Time with Lead	13:27	16:27		Bench	21 20

LIVESTATS  
BY SCORING REPORTS

# GAME 14

Texas Tech - 72														
Record: 11-3 (2-1)														
NO. Name	Min	FG M-A	3P M-A	FT M-A	Rebounds OR DR TOT	Fouls PF FD	TP	AS	TO	ST	Blocks BS BA	+/-		
5 Darrion Williams	F 36:06	7-11 2-4	2-4	2 4 7	1 5	18	4	3	2	0	0	10		
15 JT Toppin	F 17:43	2-7 0-0	1-2	0 0 0	3 2	5	0	0	0	0	2	-11		
0 Chance McMillan	G 32:12	5-9 2-6	4-6	1 7 8	3 3	16	0	1	0	0	0	6		
3 Elijah Hawkins	G 36:53	7-12 6-9	2-2	2 2 4	2 1	22	5	0	1	0	0	6		
24 Kerwin Walton	G 07:45	0-1 0-1	0-0	0 2 2	1 0	0	0	0	0	0	0	-7		
1 Kevin Overton	25:00	2-6 0-3	1-2	0 4 4	3 1	5	0	1	0	0	0	8		
33 Federico Federico	23:57	2-5 0-0	0-0	4 3 7	3 1	4	1	2	0	1	0	14		
4 Christian Anderson	20:24	1-7 0-5	0-0	0 1 1	3 0	2	2	2	0	0	0	-1		
Team					4 2 6	0	0							
Totals		26-58	10-28	10-16	14 25 39	19 13	72	12	9	5	1 2	5		

Technical Fouls:NONE

BYU - 67												
Record: 10-4 (1-2)												
NO. Name	Min	FG M-A	3P M-A	FT M-A	Rebounds OR DR TOT	Fouls PF FD	TP	AS	TO	ST	Blocks BS BA	+/-
6 Kanon Catchings	F 18:45	2-4	0-2	2-4	1 1 2	2 2	6	0	0	0	0	12
13 Keba Kelta	C 16:43	1-3	0-0	0-2	3 7 10	3 1	2	1	0	1	0	-9
3 Egor Demin	G 29:07	4-12	1-5	3-4	0 4 4	1 3	12	6	2	2	0	2
15 Richie Saunders	G 27:54	2-4	0-2	2-2	2 2	1 3	3	1	2	1	0	-17
30 Dallas Hall	G 25:50	2-6	1-5	1-2	0 3 3	2 6	1	3	1	1	0	-13
10 Mawad Mied	G 20:21	0-9	0-1	0-2	2 2 4	2 2	11	1	0	0	0	-11
21 Trevin Kelli	12:07	2-6	0-3	0-2	2 2 4	1 4	1	0	0	1	0	0
25 Dawson Baker	21:42	1-1	0-0	0 1 1	1 0 3	3	0	0	0	0	0	8
45 Fouseyyni Traore	23:30	5-10	0-0	4-5	2 3 5	1 4	14	0	1	0	0	2
1 Troy Setzer	00:46	1-1	1-1	0-0	0 0 0	0 0	3	0	0	0	0	1
Team					2 0 2		0					
Totals		25-57	5-23	12-21	13 23 36	13 19	67	13	8	7	2	-5
Shooting By Period												
1st FG% 13-28 46.4%												
2nd FG% 12-29 41.4%												
3rd FG% 3-12 25.0%												
4th FG% 1-6 16.7%												
GM FG% 25-57 43.9%												
3PT% 5-23 21.7%												
FT% 12-21 57.1%												
Dead Ball Rebounds: 3												



## GAME 17

BYU - 72		Record: 11-6 (2-4)														
NO. Name	Min	FG M-A	3P M-A	FT M-A	Rebounds OR DR TOT	Fouls PF FD	TP	AS	TO	ST	Blocks BS BA	±/±				
0 Mawot Mag	F 13:54	2-2	2-2	0-1	0 0 0	3 1 6	0	0	0	0	0	-6				
13 Keba Keita	C 22:07	2-7	0-0	0-0	5 4 9	3 1 4	2	0	0	0	3	-2				
3 Egor Demin	G 30:22	4-12	1-5	0-2	0 6 6	2 5 9	9	2	1	0	0	-1				
15 Richie Saunders	G 40:03	6-16	2-4	2-5	7 2 5	16 4	1	1	1	0	3	-7				
21 Trevin Knell	G 22:06	2-6	2-5	1-1	3 4 3	1 1 6	2	2	2	1	1	-3				
30 Dalin Hall	G 33:34	0-5	0-3	2-2	1 1 2	4 2 4	2	4	0	2	0	1				
6 Kanon Catchings	12:26	1-6	1-5	0-0	0 0 0	2 1 3	3	0	2	3	0	0				
45 Fousseyni Traore	22:46	8-13	0-0	0-0	3 3 6	4 1 16	2	2	2	0	1	1				
25 Dawson Baker	20:19	4-9	0-3	0-0	0 2 2	2 0 8	0	0	0	0	0	-2				
1 Trey Stewart	03:58	0-1	0-1	0-0	0 0 0	0 0 0	0	0	0	0	0	0				
5 Mihailo Boskovic	03:26	1-1	0-0	0-0	1 0 1	1 0 2	0	0	0	0	0	2				
Team					2 5 7		0	0								
Totals		30-78	8-30	4-10	15 29 44	26 17	72	16	8	5	7	-1				

Shooting By Period	
1 <sup>st</sup> FG%	11-34 32.4%
3PT%	4-16 25.0%
FT%	4-5 80%
2 <sup>nd</sup> FG%	15-35 42.9%
3PT%	4-13 30.8%
FT%	0-4 0%
OT FG%	4-9 44.4%
3PT%	0-1 0.0%
FT%	0-1 0%
GM FG%	30-78 38.5%
3PT%	8-30 26.7%
FT%	4-10 40.0%

Dead Ball Rebounds: 1.0

Technical Fouls: Mag 1<sup>st</sup> 18:31

Utah - 73		Record: 11-6 (3-3)														
NO. Name	Min	FG M-A	3P M-A	FT M-A	Rebounds OR DR TOT	Fouls PF FD	TP	AS	TO	ST	Blocks BS BA	+/-	Shooting By Period			
2 Ezra Ausar	F 30:40	11-15	0-0	4-8	2 4 6	3 5 26	2	0	2	0	2	2	1st FG	9-27 33.3%		
10 Jake Wahlin	F 31:50	1-6	0-3	0-0	1 8 9	2 0 2	1	1	0	2	1	2	3PT	3-13 23.1%		
34 Lawson Lovering	C 34:27	4-7	0-0	5-11	2 5 7	4 10 13	4	4	0	3	0	10	FT	6-9 66.7%		
25 Mike Sharavjants	G 34:47	2-6	2-4	2-3	0 4 4	0 2 8	2	1	0	2	0	3	2nd FG	14-27 51.9%		
55 Gabe Madsen	G 40:49	2-12	1-11	3-4	0 4 4	2 3 8	3	3	0	0	0	6	3PT	2-9 22.2%		
8 Keanu Dawes	10:37	2-4	1-1	0-2	1 2 3	2 1 5	0	0	1	0	1	-6	FT	7-11 63.6%		
0 Hunter Erickson	22:35	2-3	2-3	3-4	0 1 1	1 3 9	2	0	1	0	0	-1	OTFG	2-2 100.0%		
11 Miro Little	03:12	0-1	0-1	0-0	0 0 0	0 0 0	0	0	0	0	0	-5	3PT	1-1 100.0%		
11 Caleb Lohner	09:22	1-1	0-0	0-0	0 2 2	1 1 2	0	0	0	0	0	-7	FT	4-12 33.3%		
32 Zach Keller	01:06	0-0	0-0	0-0	0 0 0	0 0 0	0	0	0	0	0	-2	GM FG	25-46 54.3%		
45 Mason Madsen	05:35	0-1	0-0	0-0	0 1 1	2 0 0	0	0	0	0	1	3	3PT	26-31 83.9%		
Team					3 7 10		0	2					FT	17-32 53.1%		
Totals		25-56	6-23	17-32	9 38 47	17 25	73	14	11	4	7	5	1	Dead Ball Rebounds: 8.0		
Technical Fouls: NONE																

Shooting By Period	
1 <sup>st</sup> FG%	9-27 33.3%
3PT%	3-13 23.1%
FT%	6-9 66.7%
2 <sup>nd</sup> FG%	14-27 51.9%
3PT%	2-9 22.2%
FT%	7-11 63.6%
OT FG%	2-2 100.0%
3PT%	1-1 100.0%
FT%	4-12 33.3%
GM FG%	25-56 44.6%
3PT%	6-23 26.1%
FT%	17-32 53.1%

Dead Ball Rebounds: 8.0

Technical Fouls: NONE

	BYU	Utah
Biggest lead	8 (1 <sup>st</sup> 4:13)	5 (2 <sup>nd</sup> 10:38)
Best Scoring Run	8 (1 <sup>st</sup> 9:46)	8 (2 <sup>nd</sup> 15:50)
Lead Changes	8	3
Times Tied	9	2
Time with Lead	19:09	20:35

Points from Turnovers	BYU	Utah
Paint	42	38
Second Chance	13	8
Fast Breaks	2	2
Bench	31	16

Period by Period Scoring	1st	2nd	OT	TOT
BYU	30	34	8	72
Utah	27	37	9	73

LIVESTATS  
BY GAMES SPORTS

## GAME 19

Cincinnati - 52		Record: 12-7 (2-6)														
NO. Name	Min	FG M-A	3P M-A	FT M-A	Rebounds OR DR TOT	Fouls PF FD	TP	AS	TO	ST	Blocks BS BA	±/±				
23 Dillon Mitchell	F 25:54	2-5	0-2	0-2	3 2 5	3 2 4	1	0	1	1	0	-14				
41 Simas Lukosius	F 26:14	5-11	4-8	0-0	3 1 4	2 1 14	1	2	0	0	0	-21				
55 Aziz Bandagoo	C 21:42	2-3	0-0	0-1	1 3 4	0 1 4	0	1	0	0	0	-19				
0 Dan Skillings Jr.	G 19:46	3-7	0-3	0-0	1 0 1	3 0 6	1	3	0	0	1	-13				
2 Jizzie James	G 28:05	3-13	0-5	0-0	1 2 3	3 6 5	0	1	0	0	0	-26				
1 Day Day Thomas	28:19	2-7	1-3	0-0	0 0 0	0 1 5	2	0	3	0	0	-17				
5 CJ Fredrick	02:55	0-0	0-0	0-1	1 0 0	0 0 1	0	0	0	0	0	-1				
10 Josh Reed	13:43	0-2	0-2	0-0	1 1 2	2 0 0	0	0	0	0	2	-6				
22 Arrintin Page	17:58	3-6	0-1	1-2	1 2 3	1 2 7	1	2	1	2	0	-9				
14 Tyler Betsey	13:12	1-4	0-3	0-0	0 1 1	1 1 2	0	1	0	0	0	-11				
3 Rayvon Griffith	02:13	2-3	0-1	0-0	0 0 0	0 0 4	0	0	0	0	0	-3				
Team					2 2 4		0	0								
Totals		23-61	5-28	1-4	13 15 28	15 8	52	11	9	6	3	-1				

Shooting By Period	
1 <sup>st</sup> FG%	10-32 31.3%
3PT%	3-15 20.0%
FT%	0-0 0%
2 <sup>nd</sup> FG%	13-29 44.8%
3PT%	2-13 15.4%
FT%	1-4 25%
GM FG%	23-61 37.7%
3PT%	5-28 17.9%
FT%	1-4 25.0%

Dead Ball Rebounds: 1.0

Technical Fouls: NONE

BYU - 80		Record: 13-6 (4-4)																
NO.	Name	Min	FG M-A	3P M-A	FT M-A	Rebounds OR DR TOT	Fouls PF FT	TP	AS	TO	ST	Blocks BS BA	+/-	Shooting By Period				
0	Mawot Mag	F 23:47	1-1	0-0	1-2	0 2 2	1 4	3	0	3	2	0	14	1 <sup>st</sup>	FG%	11-26	42.3%	
13	Keba Keita	C 25:14	2-3	0-0	0-0	2 5 7	1 1	4	1	4	1	3	0	21	FG%	4-9	44.4%	
3	Egor Demin	G 25:23	3-5	3-5	6-7	0 5 5	1 5	15	7	3	0	0	17	2 <sup>nd</sup>	FG%	2-2	100%	
15	Richie Saunders	G 31:56	7-15	5-7	2-2	3 3 5	0 2	21	1	1	1	0	2	18	FG%	17-23	73.9%	
21	Trevin Knell	G 23:36	3-6	2-5	0-0	1 1 1	1 8	2	2	1	3	1	0	7	FG%	11-15	73.3%	
6	Kanon Catchings	16:27	3-5	3-4	0-0	0 2 2	0 9	0	0	0	1	0	1	16	3 <sup>rd</sup>	FG%	7-9	77.8%
30	Dalin Hall	19:47	0-2	0-0	0-0	0 2 2	0 1	0	3	1	0	0	19	GM FG%	28-49	57.1%		
45	Fousseyni Traore	13:17	2-3	0-0	0-0	1 2 3	2 0	4	2	2	0	0	5	16	GM FG%	21-24	62.5%	
25	Dawson Baker	14:38	5-7	1-2	0-0	0 1 1	2 1	11	2	0	0	0	0	16	FT%	9-11	81.8%	
1	Trey Stewart	01:29	0-0	0-0	0-0	0 0 0	0 0	0	0	0	0	0	2	Dead Ball Rebounds: 1 0				
2	Elijah Crawford	01:29	2-2	1-1	0-0	0 0 0	0 0	5	0	0	0	0	2					
4	Brody Kozlowski	01:29	0-0	0-0	0-0	0 0 0	0 0	0	0	0	0	0	1					
5	Mihailo Boskovic	01:29	0-0	0-0	0-0	0 0 0	0 0	0	0	0	0	0	2					
Team						2 4 6		0	0									
Totals			28-49	15-24	9-11	7 27 34	8 15	80	18	14	7	1	3	28				

Shooting By Period	
1 <sup>st</sup> FG%	11-26 42.3%
3PT%	4-9 44.4%
FT%	2-2 100%
2 <sup>nd</sup> FG%	17-23 73.9%
3PT%	11-15 73.3%
FT%	7-9 77.8%
GM FG%	28-49 57.1%
3PT%	15-24 62.5%
FT%	9-11 81.8%

Dead Ball Rebounds: 1.0

Technical Fouls: NONE

	UOC	BYU
Biggest lead	2 (1 <sup>st</sup> 19:36)	28 (2 <sup>nd</sup> 0:01)
Best Scoring Run	7 (1 <sup>st</sup> 1:04)	8 (2 <sup>nd</sup> 19:43)
Lead Changes	7	11
Times Tied	3	7
Time with Lead	03:17	34:10

Points from Turnovers	UOC	BYU
Paint	28	22
Second Chance	11	7
Fast Breaks	10	3
Bench	18	29

Period by Period Scoring	1st	2nd	TOT
UOC	23	29	52
BYU	28	52	80

LIVESTATS  
BY GAMES SPORTS

## GAME 18

## GAME 21

BYU - 81														
Record: 15-6 (5-4)														
NO. Name	Min	FG M-A	3P M-A	FT M-A	Rebounds OR DR TOT	Fouls PF PD	TP	AS	TO	ST	Blocks BS BA	+	-	
0 Mawot Mag	F 27:43	6-10	3-6	4-5	0 3 3	3 4	19	5	2	1	0 1	10		
13 Keba Kelta	C 23:04	4-6	0-0	2-2	3 4 7	4 2	10	1	2	1	2 0	17		
3 Egor Demin	G 26:24	1-3	1-3	0-0	0 3 3	3 3	9	6	5	0	0 0	9		
15 Richie Saunders	G 29:33	8-14	6-9	0-0	0 3 3	2 0	22	0	3	2	0 2	9		
21 Trevin Knell	G 20:10	4-9	4-7	3-3	1 3 4	3 2	15	1	1	2	0 1	8		
30 Dalin Hall	24:05	0-1	0-1	1-4	1 2 3	0 3	1	5	2	1	0 0	-5		
6 Kanon Catchings	12:11	0-4	0-2	0-0	0 5 5	2 0	0	1	0	0	0 0	-3		
25 Dawson Baker	11:29	1-5	0-4	0-3	0 3 3	3 1	2	1	0	0	0 0	-13		
45 Fousseyni Traore	16:48	4-6	0-0	1-2	0 2 2	1 1	9	1	2	0	0 0	-3		
1 Trey Stewart	00:17	0-0	0-0	0-0	0 0 0	1 0	0	1	0	0	1 0	0		
5 Mihailo Boskovic	08:09	0-0	0-0	0-0	0 0 0	0 0	0	0	0	0	0 0	1		
Team					1 6 7			0	0					
Totals	28:58	14-32	11-19	6 34 40	22 16	81	22	17	7	3	4	6		

Technical Fouls:NONE

Shooting By Period			
1 <sup>st</sup> FG%	14-30	46.7%	
3PT%	8-17	47.1%	
FT%	2-6	33.3%	
2 <sup>nd</sup> FG%	14-28	50.0%	
3PT%	6-15	40.0%	
FT%	9-13	69.2%	
GM FG%	28-58	48.3%	
3PT%	14-32	43.8%	
FT%	11-19	57.9%	

Dead Ball Rebounds: 5 0

UCF - 75														
Record: 13-8 (4-6)														
NO. Name	Min	FG M-A	3P M-A	FT M-A	Rebounds OR DR TOT	Fouls PF PD	TP	AS	TO	ST	Blocks BS BA	+	-	
52 Moustapha Thiam	C 31:45	7-12	1-3	2-2	1 5 6	1 3	17	1	0	0	3 0	-4		
0 Jordan Ivy-Curry	G 35:51	4-12	3-7	3-4	0 1 1	4 3	14	1	2	1	0 1	-1		
3 Darius Johnson	G 29:37	4-13	2-6	6-6	0 2 2	4 5	16	3	4	3	0 1	-6		
4 Keyshawn Hall	G 26:34	6-13	2-4	6-6	1 7 8	3 4	20	3	1	0	1 1	-12		
6 Dallan "Deeto" Coleman	G 35:00	0-3	0-2	2-2	0 1 1	2 3	2	1	1	4	0 0	-7		
5 Benny Williams	10:21	0-2	0-0	0-2	1 1 2	1 1	0	1	0	2	0 0	14		
15 Tyler Hendricks	07:39	0-0	0-0	0-0	1 2 3	0 0	0	0	0	0	0 0	-4		
35 Rokas Jocius	03:08	1-2	0-0	0-1	1 1 2	0 1	2	0	0	0	0 0	-2		
7 Dior Johnson	03:03	0-1	0-1	0-0	0 1 1	1 0	1	0	0	1	0 0	-4		
22 Nils Machowski	17:02	1-4	0-3	2-2	1 2 3	2 1	4	0	1	1	0 0	-6		
Team					2 3 5			0	0					
Totals	23:62	8-26	21-25	8 26 34	17 22	75	10	10	11	4	3	-6		

Technical Fouls:Hall 1<sup>st</sup>13-26

Shooting By Period			
1 <sup>st</sup> FG%	13-32	40.6%	
3PT%	4-15	26.7%	
FT%	10-13	76.9%	
2 <sup>nd</sup> FG%	10-30	33.3%	
3PT%	4-11	36.4%	
FT%	11-12	91.7%	
GM FG%	23-62	37.1%	
3PT%	8-25	30.8%	
FT%	21-25	84.0%	

Dead Ball Rebounds: 1 1

BYU		UCF	Points from		BYU	UCF	Period by Period Scoring		
Biggest lead	7 (2 <sup>nd</sup> 0:34)	7 (1 <sup>st</sup> 3:27)	Turnovers	8	18		1st	2nd	TOT
Best Scoring Run	12 (2 <sup>nd</sup> 16:30)	7 (1 <sup>st</sup> 11:26)	Paint	28	26	BYU	38	43	81
Lead Changes	6		Second Chance	2	7	UCF	40	35	75
Times Tied	7		Fast Breaks	12	16				
Time with Lead	21:56	13:32	Bench	12	6				



## GAME 23

BYU - 66														
Record: 15-8 (6-6)														
NO. Name	Min	FG M-A	3P M-A	FT M-A	Rebounds OR DR TOT	Fouls PF PD	TP	AS	TO	ST	Blocks BS BA	+	-	
0 Mawot Mag	F 14:00	0-1	0-1	0-0	0 2 2	2 0	0	1	2	0	0 0	-4		
13 Keba Kelta	C 19:25	4-6	0-0	0-2	1 2 3	2 2	8	0	1	0	0 0	-13		
3 Egor Demin	G 26:24	5-13	1-6	1-1	0 0 0	0 1	12	2	2	1	0 1	-19		
15 Richie Saunders	G 28:16	4-8	1-5	6-6	0 1 1	3 3	15	2	0	0	1 1	-35		
21 Trevin Knell	G 22:18	1-3	1-3	0-0	0 1 1	1 0	3	2	0	1	0 0	-15		
30 Dalin Hall	24:46	1-3	0-2	1-2	0 1 1	0 2	3	3	1	0	1 0	-14		
6 Kanon Catchings	14:52	1-2	1-2	0-0	0 0 0	2 0	3	1	0	0	0 0	-3		
25 Dawson Baker	19:22	3-6	3-4	0-0	0 3 3	0 0	9	0	2	0	0 1	-7		
45 Fousseyni Traore	10:35	1-1	0-0	0-0	1 2 3	1 0	2	1	1	0	0 0	-5		
1 Trey Stewart	09:10	1-2	1-2	0-0	0 1 1	1 0	3	0	0	0	0 0	-4		
5 Mihailo Boskovic	09:10	3-6	2-4	0-0	0 1 1	1 0	8	1	1	0	0 0	4		
2 Elijah Crawford	01:39	0-0	0-0	0-0	0 0 0	0 0	0	1	0	0	0 0	3		
Team					1 0 1			0	2					
Totals	24:51	10-29	8-11	3 14 17	12 8	66	14	12	2	2	3	-18		

Technical Fouls:NONE

Shooting By Period			
1 <sup>st</sup> FG%	15-24	62.5%	
3PT%	5-10	50.0%	
FT%	5-5	100%	
2 <sup>nd</sup> FG%	8-24	33.3%	
3PT%	5-19	26.3%	
FT%	3-6	50%	
GM FG%	24-51	47.1%	
3PT%	10-29	34.5%	
FT%	8-11	72.7%	

Dead Ball Rebounds: 5 0

Cincinnati - 84														
Record: 14-9 (4-8)														
NO. Name	Min	FG M-A	3P M-A	FT M-A	Rebounds OR DR TOT	Fouls PF PD	TP	AS	TO	ST	Blocks BS BA	+	-	
23 Dillon Mitchell	F 27:21	2-3	0-0	2-2	0 2 2	3 2	6	1	0	1	2 0	15		
41 Simas Lukosius	F 26:35	2-10	1-5	0-0	0 2 2	0 2	5	3	1	0	0 0	14		
55 Aziz Bandoago	C 24:46	4-5	0-0	1-2	1 5 6	0 3	9	0	2	0	0 0	2		
1 Day Day Thomas	G 26:36	7-9	1-1	0-0	0 4 4	2 1	15	4	3	1	0 0	17		
2 Jizzle James	G 27:35	9-14	6-8	0-0	0 0 0	0 0	24	3	0	0	1 1	12		
0 Dan Skillings Jr.	20:59	4-5	0-0	0-2	4 1 5	2 1	8	0	1	1	0 0	19		
10 Josh Reed	17:32	4-7	1-3	3-3	1 1 2	1 1	12	1	0	1	0 0	15		
5 CJ Fredrick	11:56	1-1	1-1	0-0	0 0 0	0 1	3	2	1	0	0 0	6		
22 Arrinten Page	06:17	0-1	0-0	0-0	1 1 2	0 1	0	2	0	0	0 1	7		
14 Tyler Betsley	08:48	1-3	0-2	0-0	0 1 1	0 0	2	0	0	0	0 0	-13		
3 Rayvon Griffith	01:35	0-0	0-0	0-0	0 0 0	0 0	0	0	0	0	0 0	-4		
Team					4 4 8			0	1					
Totals	34:58	10-20	6-9	11 21 32	8 12	84	17	11	4	3	2	18		

Technical Fouls:NONE

Shooting By Period			
1 <sup>st</sup> FG%	15-24	62.5%	
3PT%	6-12	50.0%	
FT%	3-5	60%	
2 <sup>nd</sup> FG%	19-34	55.9%	
3PT%	4-8	50.0%	
FT%	3-4	75%	
GM FG%	34-58	58.6%	
3PT%	10-20	50.0%	
FT%	6-9	66.7%	

Dead Ball Rebounds: 2 1

	BYU	CIN	Points from		BYU	CIN	Period by Period Scoring		
Biggest lead	5 (1 <sup>st</sup> 18:34)	21 (2 <sup>nd</sup> 1:57)	Turnovers	12	24		1st	2nd	TOT
Best Scoring Run	10 (1 <sup>st</sup> 4:10)	18 (2 <sup>nd</sup> 12:48)	Paint	28	30	BYU	42	24	66
Lead Changes	9		Second Chance	0	16				
Times Tied	4		Fast Breaks	9	4	CIN	39	45	84
Time with Lead	05:35	33:28	Bench	28	25				



## GAME 22

Arizona - 85														
Record: 16-6 (10-1)														
NO. Name	Min	FG M-A	3P M-A	FT M-A	Rebounds OR DR TOT	Fouls PF FO	TP	AS	TO	ST	Blocks BS BA	+	-	
4 Trey Townsend	F 10:35	1-5	1-2	0-0	2 1 3	0 0	3	2	1	0	0 1	-9		1st FG% 17-35 48.6%
30 Tobe Awaka	F 18:30	6-8	0-0	2-3	4 5 9	2 4	14	1	0	0	1 0	-11		3PT% 5-12 41.7%
0 Jaden Bradley	G 36:06	4-8	1-3	8-8	1 3 4	3 4	17	2	1	2	0 1	10		FT% 2-3 66.7%
1 Cade Love	G 38:08	6-16	4-9	2-2	0 6 6	0 4	18	4	2	2	0 0	16		2nd FG% 14-28 50.0%
3 Anthony Dell'Orso	G 18:37	1-4	0-2	0-0	0 3 3	1 0	2	4	0	0	0 0	2		3PT% 3-9 33.3%
5 KJ Lewis	31:18	3-8	1-2	0-0	2 3 5	0 0	7	5	3	0	1 0	18		FT% 13-14 92.9%
9 Carter Bryant	24:11	2-4	0-1	2-2	0 2 2	3 1	6	1	3	0	0 1	15		GM FG% 31-63 49.2%
13 Henri Veesaar	21:14	8-10	1-2	0-0	2 4 6	3 1	17	0	2	2	1 0	24		3PT% 8-21 38.1%
2 Addison Arnold	00:16	0-0	0-0	1-2	0 0 0	0 1	1	0	0	0	0 0	-2		FT% 15-17 88.2%
11 Liam Lloyd	00:16	0-0	0-0	0-0	0 0 0	0 0	0	0	0	0	0 0	-2		Dead Ball Rebounds: 2-0
15 Grant Wetman	00:16	0-0	0-0	0-0	0 0 0	0 0	0	0	0	0	0 0	-2		
24 Luke Champion	00:16	0-0	0-0	0-0	0 0 0	0 0	0	0	0	0	0 0	-2		
33 Will Mensah	00:16	0-0	0-0	0-0	0 0 0	0 0	0	0	0	0	0 0	-2		
					1 6 7		0	0	0					
Total		31-63	8-21	15-17	12 33 45	12 15	85	19	6	2	6 3	3	11	

## GAME 25

Kansas St. - 65														
Record: 13-12 (7-7)														
NO. Name	Min	FG M-A	3P M-A	FT M-A	Rebounds OR DR TOT	Fouls PF FD	TP	AS	TO	ST	Blocks BS BA	+	-	
1 David N'Guessan	F 34:31	3-7	0-1	0-2	5 1 6	3 3 6	6	3	2	1	0 0 2	-11		
33 Coleman Hawkins	F 34:04	2-9	0-1	2-4	2 6 8	2 3 6	6	0	4	0	0 1 1	-10		
0 Dug McDaniel	G 37:20	9-16	3-7	1-2	0 1 1	2 1 22	2	2	2	0	0 1 1	-5		
2 Max Jones	G 29:25	3-10	0-2	0-0	1 0 1	3 2 6	6	0	1	1	0 3 3	-6		
11 Brendan Hausen	G 25:52	3-10	3-8	3-3	0 2 2	2 6 12	1	1	1	0 0 0	-12			
3 CJ Jones	19:58	4-8	0-2	1-1	0 2 2	3 1 9	0	1	1	0 0 0	-8			
4 Moli Ikegwuruka	15:31	1-1	0-0	2-5	3 4 7	0 3 4	0	0	0	0 0 0	-12			
34 Ugonna Onyenso	03:19	0-0	0-0	0-0	0 0 0	1 0 0	0	0	0	0 0 0	-1			
Team					3 1 4		0	0	1					
<b>Totals</b>		25-61	6-21	9-17	14 17 31	17 19	65	6	12	5	0 7	-15		

Shooting By Period		
1 <sup>st</sup> FG%	9-33	27.3%
3PT%	3-12	25.0%
FT%	1-2	50%
2 <sup>nd</sup> FG%	16-28	57.1%
3PT%	3-9	33.3%
FT%	8-15	53.3%
GM FG%	25-61	41.0%
3PT%	6-21	28.6%
FT%	9-17	52.9%
Dead Ball Rebounds: 3.0		

BYU - 80														
Record: 17-9 (8-6)														
NO. Name	Min	FG M-A	3P M-A	FT M-A	Rebounds OR DR TOT	Fouls PF FD	TP	AS	TO	ST	Blocks BS BA	+	-	
0 Mawot Mag	F 22:42	2-2	0-0	0-0	1 0 1	3 1 4	1	0	1	0 0 0	1			
13 Keba Kelita	C 17:58	4-5	0-0	1-2	2 9 11	1 1 9	0	0	1	5 0 0	-5			
3 Egor Demin	G 25:23	2-4	1-2	0-0	0 1 1	3 1 5	8	2	0	0 0 0	11			
15 Richie Saunders	G 30:35	5-13	2-6	5-6	5 9 14	2 2 17	2	4	2	0 0 0	25			
21 Trevin Knell	G 15:43	2-5	0-3	0-0	0 1 1	3 0 4	1	1	0 0 0	-1				
25 Dawson Baker	18:58	3-7	1-2	2-3	0 0 0	3 1 9	1	1	0 0 0	18				
30 Dalin Hall	23:59	4-8	1-4	7-9	2 1 3	2 6 16	3	1	2	0 0 0	19			
45 Fousseyni Traore	12:22	3-3	0-0	5-6	2 2 4	0 4 11	0	0	0	1 0 0	11			
5 Mihalio Boskovic	15:52	1-4	0-2	0-0	0 1 1	2 0 0	1	0	0 0 0	0				
6 Kanon Catchings	08:29	0-2	0-0	0-0	0 1 1	0 0 0	0	1	0 1 0	-2				
1 Trey Stewart	07:58	1-2	1-2	0-0	1 0 1	0 0 3	1	0	0 0 0	-2				
Team					2 3 3		0	2						
<b>Totals</b>		27-55	6-23	20-26	14 27 41	19 16	80	18	12	6 7	0 15			

Technical Fouls:NONE

KSU		BYU		Points from		KSU		BYU		Period by Period Scoring		
Biggest lead	1 (1 <sup>st</sup> 19:14)	22 (2 <sup>nd</sup> 16:07)		Turnovers	16 21	1st	2nd	TOT				
Best Scoring Run	9 (2 <sup>nd</sup> 10:48)	9 (2 <sup>nd</sup> 16:07)		Point	30 40							
Lead Changes	2			Second Chance	8 11	KSU	22	43	65			
Times Tied	1			Fast Breaks	12 15	BYU	40	40	80			
Time with Lead	00:23	38:16		Bench	13 41							

LIVESTATS  
BY SCIENCE SPORTS

## GAME 27

BYU - 96														
Record: 19-8 (10-6)														
NO. Name	Min	FG M-A	3P M-A	FT M-A	Rebounds OR DR TOT	Fouls PF FD	TP	AS	TO	ST	Blocks BS BA	+	-	
0 Mawot Mag	F 20:07	4-11	2-5	1-1	1 1 2	0 2 11	1	0	0	0 2	-2			
13 Keba Kelita	C 22:34	5-5	0-0	0-0	2 4 6	3 0 10	1	0	1	0 0 0	-9			
3 Egor Demin	G 26:36	6-11	1-5	0-1	0 2 2	1 4 13	9	6	1	0 0 0	7			
15 Richie Saunders	G 33:54	8-10	3-4	4-5	3 0 3	2 23	2	1	2	0 0 0	-6			
21 Trevin Knell	G 17:05	2-4	2-4	3-3	0 2 2	3 1 9	2	0	0 0 0	-2				
30 Dalin Hall	15:54	2-6	0-3	0-1	0 2 2	3 3 4	5	1	3	0 0 5				
45 Fousseyni Traore	17:19	1-4	0-0	0-0	2 0 2	2 2 2	2	1	0 0 0	1 1	10			
25 Dawson Baker	08:15	3-3	1-1	0-0	0 1 1	1 1 7	0	0	0 0 0	0 0	8			
6 Kanon Catchings	14:45	4-6	4-6	2-3	0 0 0	1 1 14	0	1	2 0 0	0 0	-8			
5 Mihalio Boskovic	05:03	0-2	0-1	0-0	0 0 0	2 0 0	0	0	0 0 0	0 0	-1			
1 Trey Stewart	18:29	1-3	1-2	0-0	0 0 0	3 1 3	1	0	0 0 0	0 0	-4			
Team					3 2 5		0	0						
<b>Totals</b>		36-65	14-31	10-14	11 14 25	21 18	96	21	9	9	1 3	1		

Shooting By Period		
1 <sup>st</sup> FG%	18-33	54.5%
3PT%	6-14	42.9%
FT%	5-7	71.4%
2 <sup>nd</sup> FG%	18-32	56.3%
3PT%	8-17	47.1%
FT%	5-7	71.4%
GM FG%	36-65	55.4%
3PT%	14-31	45.2%
FT%	10-14	71.4%
Dead Ball Rebounds: 1.0		

Technical Fouls:NONE

Arizona - 95														
Record: 19-9 (12-4)														
NO. Name	Min	FG M-A	3P M-A	FT M-A	Rebounds OR DR TOT	Fouls PF FD	TP	AS	TO	ST	Blocks BS BA	+	-	
13 Henri Veesaar	F 22:51	5-7	1-1	1-2	3 2 5	3 4 12	1	1	1	1 0 0	9			
30 Tobe Awaka	F 31:07	5-5	1-1	3-3	2 8 10	1 3 14	2	1	2	1 0 1				
0 Jaden Bradley	G 35:57	4-9	0-2	0-0	1 2 3	2 0 8	5	3	1	0 0 0	-4			
1 Caleb Love	G 37:46	7-16	4-9	9-10	0 3 3	1 6 27	5	2	1	0 0 0	-1			
3 Anthony Dell'Orso	G 21:21	3-5	3-5	2-2	1 1 2	1 11 4	1	1	1 0 0	3				
4 Trey Townsend	09:49	2-5	0-0	1-1	3 2 5	2 1 5	1	2	0 0 0	1				
5 KJ Lewis	19:41	4-7	0-1	5-7	2 0 2	5 6 13	5	2	1 1 0	-15				
9 Carter Bryant	21:28	2-5	1-3	0-0	1 1 2	2 0 5	0	2	1 0 0	0 1				
Team					2 2 4		0	0						
<b>Totals</b>		32-59	10-22	21-25	15 21 36	18 21	95	23	14	8 3	1 1	-1		

Shooting By Period		
1 <sup>st</sup> FG%	16-32	50.0%
3PT%	5-12	41.7%
FT%	7-10	70%
2 <sup>nd</sup> FG%	16-27	59.3%
3PT%	5-10	50.0%
FT%	14-15	93.3%
GM FG%	32-59	54.2%
3PT%	10-22	45.5%
FT%	21-25	84.0%
Dead Ball Rebounds: 2.0		

Technical Fouls:NONE

	BYU	ARIZ	Points from	BYU	ARIZ	Period by Period Scoring			
Biggest lead	8 (1 <sup>st</sup> 2:21)	5 (1 <sup>st</sup> 11:22)	Turnovers	22	10		1st	2nd	TOT
Best Scoring Run	10 (1 <sup>st</sup> 9:41)	7 (1 <sup>st</sup> 17:42)	Paint	36	40	BYU	47	49	96
Lead Changes	20		Second Chance	19	15				
Times Tied	11		Fast Breaks	4	14	ARIZ	44	51	95
Time with Lead	24:37	09:55	Bench	30	23				

LIVESTATS  
BY SCIENCE SPORTS

## GAME 26

Kansas - 57														
Record: 17-9 (8-7)														
NO. Name	Min	FG M-A	3P M-A	FT M-A	Rebounds OR DR TOT	Fouls PF FD	TP	AS	TO	ST	Blocks BS BA	+	-	
24 KJ Adams	F 25:28	2-5	0-0	0-0	0 2 2	2 0 4	2	2	0	0 0 1	-29			
40 Flory Bidunga	F 20:48	1-2	0-0	0-0	1 2 3	2 2 2	2	0	0	0 1 0	-5			
1 Hunter Dickinson	C 28:39	5-13	1-4	1-2	3 11 14	0 2 12	2	2	0	0 0 0	-39			
3 Dajuan Harris Jr.	G 31:16	1-7	0-5	0-0	0 4 4	0 1 2	7	3	1	1 0 0	-29			
5 Zake Mayo	G 22:37	2-9	2-7	0-0	0 3 3	3 1 6	1	2	1	0 0 0	-29			
2 AJ Storr	18:02	1-5	1-4	0-0	1 0 1	0 0 3	0	4	0 0 0	1	-12			
6 Rylan Griffen	13:30	3-8	2-5	1-2	0 0 0	0 2 9	1	0	0 0 1	0	-4			
8 David Coit	13:42	4-7	3-6	0-0	0 0 0	0 1 0	11	0	0 0 0	0 0	-13			
0 Shakeel Moore	14:27	3-4	0-0	0-1	1 1 2	0 2 6	0	1	1 0 0	1	-9			
4 Rakease Passmore	11:31	1-3	0-1	0-0	0 0 0	1 0 0	2	1	1 0 0	0	-4			
Team					3 1 4		0	0						
<b>Totals</b>		23-63	9-32	2-5	9 24 33	9 10	57	14	15	4 3	3 34			

Technical Fouls:NONE

BYU - 91															
Record: 18-8 (9-6)															
NO. Name	Min	FG		3P	FT	Rebounds		Fouls		TP	AS	TO	Blocks		+/-
		M-A	M-A			M-A	OR	DR	TOT				PF	FD	
0 Mawot Mag	F 19:21	5-6	3-4	0-0	0	2	2	0	0	13	0	1	0	0	30
13 Keba Keita	C 19:35	5-7	0-0	0	2	7	9	1	0	10	1	0	2	2	23
3 Ego Demin	G 23:42	2-7	1-5	2-2	3	3	3	0	1	7	5	2	1	0	25
15 Richie Saunders	G 29:57	9-13	4-8	0-0	2	2	2	3	0	22	3	2	1	0	33
21 Trevin Knell	G 21:59	5-11	4-7	1-2	6	6	8	1	2	15	4	0	1	0	32
25 Dawson Baker	14:21	0-5	0-0	0-0	1	1	2	1	0	0	1	1	0	0	9
30 Halli Hall	23:12	4-9	2-6	0-0	1	2	3	1	1	10	8	3	2	0	4
45 Fouseyryni Traore	18:17	2-3	0-0	3-4	3	3	6	0	2	7	1	1	2	0	11
6 Karon Canochs	02:09	0-0	0-0	0-0	1	0	1	0	1	0	0	0	0	0	-4
5 Mihaloo Boskovic	10:40	1-1	0-0	2-2	0	4	4	0	1	4	0	0	1	0	2
1 Trey Stewart	11:48	0-3	0-2	1-2	1	1	1	1	1	1	1	0	2	0	8
2 Elijah Crawford	03:05	1-1	0-0	0-0	0	0	0	0	0	2	1	0	0	0	-2
20 Max Triplett	01:54	0-0	0-0	0-0	0	0	0	0	0	0	0	0	0	0	-1
Team															
Totals		34-66	14-36	9-12	10-33	43	10	9	91	24	10	14	3	3	34
Shooting By Period															
1st FG% 15-32 46.9%															
3PT% 10-24 41.7%															
FT% 6-8 75%															
2nd FG% 19-34 55.9%															
3PT% 4-12 33.3%															
FT% 3-4 75%															
GM FG% 34-66 51.5%															
3PT% 14-36 38.9%															
FT% 9-12 75.0%															
Dead Ball Rebounds: 1-0															



## GAME 29

West Virginia - 56														
Record: 17-12 (8-10)														
NO. Name	Min	FG M-A	3P M-A	FT M-A	Rebounds OR DR TOT	Fouls PF FD	TP	AS	TO	ST	Blocks BS BA	+/-		
11 Jonathan Powell	F 33:10	2-6	1-3	1-2	0 4 4	3 1 6	1	0	1	0	1	-27		
13 Amari Hansberry	F 16:12	3-10	1-4	0-0	2 4 6	3 3 7	1	0	0	0	1	-13		
5 Toby Okati	G 22:03	2-9	1-1	0-2	3 4 3	2 1 5	2	2	0	0	0	-16		
7 Jayon Small	G 32:23	5-14	3-9	2-2	0 0 0	2 2 15	2	2	0	0	1	-24		
10 Senairo Harris	G 19:03	3-6	0-1	1-2	0 2 2	4 2 7	0	0	0	0	0	-10		
0 Eduardo Andre	19:02	1-1	0-0	0-0	1 4 5	3 2 2	0	0	0	0	0	-11		
1 Joseph Yesulu	28:05	3-9	1-5	2-2	0 2 2	1 1 9	1	0	1	0	0	-10		
3 KJ Tenner	20:59	1-5	0-1	0-0	1 0 1	4 0 2	1	0	1	0	0	-2		
22 Haris Elezovic	04:46	0-0	0-0	0-0	0 4 4	0 0 3	0	1	0	0	0	3		
8 Jake Auer	04:17	1-3	1-3	0-0	0 0 0	0 0 3	0	0	0	0	0	5		
Team					2 3 5	0 0 0	0	0	0	0	0			
Totals		21-63	8-27	6-10	9 23 32	22 12 56	9	4	6	1	2	-21		

Technical Fouls:NONE

BYU - 77														
Record: 21-8 (12-6)														
NO. Name	Min	FG M-A	3P M-A	FT M-A	Rebounds OR DR TOT	Fouls PF FD	TP	AS	TO	ST	Blocks BS BA	+/-		
0 Mawot Mag	F 21:15	0-0	0-0	0-0	1 2 3	2 2 0	0	0	0	0	0	17		
13 Keba Kelta	C 15:13	2-2	0-0	0-2	0 5 5	3 2 4	2	0	0	0	1	5		
3 Egor Demin	G 24:25	4-10	2-3	5-7	0 6 6	0 6 15	3	1	0	0	0	18		
15 Richie Saunders	G 24:33	5-9	0-2	3-3	0 2 2	1 3 13	1	1	0	1	0	19		
21 Trevin Knell	G 17:21	1-3	0-2	0-0	1 0 1	1 0 2	0	1	0	0	0	12		
45 Fousseyini Traore	21:26	9-13	0-0	2-4	3 7 10	2 5 20	2	1	0	0	1	24		
30 Dalin Hall	G 22:33	2-5	2-3	0-4	0 4 4	0 2 8	6	0	0	0	0	17		
25 Dawson Baker	19:26	3-5	0-1	2-2	0 2 2	1 1 8	0	0	0	1	0	16		
6 Kanon Catchings	03:46	0-1	0-1	0-0	0 1 1	0 0 0	0	0	0	0	0	-2		
1 Trey Stewart	15:04	1-2	1-2	0-0	0 1 1	2 1 3	1	0	0	0	0	-2		
5 Mihailo Boskovic	06:56	2-3	0-1	0-0	0 0 0	0 0 4	0	0	0	0	0	-5		
2 Elijah Crawford	03:51	0-2	0-0	0-0	0 0 0	0 0 0	0	1	0	0	0	-6		
20 Max Triplett	02:10	0-0	0-0	0-0	0 1 1	0 0 0	0	0	0	0	0	-6		
12 Townsend Triple	02:01	0-0	0-0	0-0	1 0 1	0 0 0	0	0	1	0	0	-6		
Team					2 4 6	0 1 1	0	1	0	0	0			
Totals		29-55	5-15	14-22	8 35 43	22 77	16	7	1	2	1	21		

Technical Fouls:NONE

		WVU	BYU
Biggest lead	4 (1 <sup>st</sup> 4:51)	30 (2 <sup>nd</sup> 3:26)	
Best Scoring Run	9 (1 <sup>st</sup> 4:51)	18 (2 <sup>nd</sup> 18:12)	
Lead Changes	2		
Times Tied	2		
Time with Lead	03:19	32:35	

		Points from	WVU	BYU
Turnovers	10	6		
Point	22	46		
Second Chance	12	8		
Fast Breaks	8	11		
Bench	16	43		

Period by Period Scoring			
	1st	2nd	TOT
WVU	19	37	56
BYU	25	52	77

Shooting By Period	
1 <sup>st</sup> FG%	9-22 40.9%
3PT%	0-4 0.0%
FT%	7-11 63.6%
2 <sup>nd</sup> FG%	20-33 60.6%
3PT%	5-11 45.5%
FT%	7-11 63.6%
GM FG%	29-55 52.7%
3PT%	5-15 33.3%
FT%	14-22 63.6%

Dead Ball Rebounds: 3, 0

## GAME 30

#23 BYU - 88														
Record: 22-8 (13-6)														
NO. Name	Min	FG M-A	3P M-A	FT M-A	Rebounds OR DR TOT	Fouls PF FD	TP	AS	TO	ST	Blocks BS BA	+/-	Shooting By Period	
0 Mawot Mag	F 36:57	3-6	1-4	3-4	2 4 6	4 4 4	10	1	2	2	1	0	2	1 <sup>st</sup> FG% 10-22 45.5%
13 Keba Kelta	C 28:21	3-4	0-0	1-4	9 6 15	4 3 7	0	3	0	3	1	15		3PT% 4-14 28.6%
3 Egor Demin	G 33:53	3-9	2-6	4-4	1 5 6	0 2 12	3	7	0	3	0	1	15	FT% 9-9 100%
15 Richie Saunders	G 47:07	4-12	2-5	13-13	1 5 6	4 6 23	2	3	3	1	1	2	9	2 <sup>nd</sup> FG% 10-23 43.5%
21 Trevin Knell	G 17:06	1-4	1-4	0-0	1 3 4	1 1 3	0	0	1	0	0	0	-4	3PT% 5-11 45.5%
30 Dalin Hall	32:12	7-13	4-9	4-6	0 5 5	4 4 22	3	6	1	0	1	0	-11	OT FG% 6-14 42.9%
45 Fousseyini Traore	07:48	1-2	0-0	0-0	0 0 0	1 1 2	0	3	0	0	0	0	-9	3PT% 2-7 28.6%
5 Mihailo Boskovic	19:47	2-3	1-2	0-0	0 1 1	3 0 5	0	1	0	0	0	0	-4	FT% 6-10 60%
25 Dawson Baker	10:27	1-4	0-1	0-0	0 2 2	0 0 2	2	2	2	0	0	1	-1	GM FG% 26-59 44.1%
1 Trey Stewart	16:22	1-2	0-1	0-0	0 0 0	2 0 2	2	3	1	1	0	0	-1	3PT% 11-32 34.4%
					3 4 7	0 0 2	0	2	0	0	0	0		FT% 25-31 80.6%
Team		26-59	11-32	25-31	17 35 52	23 21 88	14	29	8	5	6	3		
Totals		26-59	11-32	25-31	17 35 52	23 21 88	14	29	8	5	6	3		Deal Ball Rebounds: 4

Technical Fouls:NONE

#10 Iowa State - 85														
Record: 22-8 (12-7)														
NO. Name	Min	FG M-A	3P M-A	FT M-A	Rebounds OR DR TOT	Fouls PF FD	TP	AS	TO	ST	Blocks BS BA	+/-	Shooting By Period	
2 Joshua Jefferson	F 43:17	9-19	0-0	11-13	1 3 4	1 10 19	0	3	2	2	0	-1	1 <sup>st</sup> FG% 7-28 25.0%	3PT% 4-14 28.6%
22 Milan Momcilovic	F 35:10	5-12	4-10	4-4	0 3 3	1 2 18	1	2	1	0	0	-4	FT% 6-6 100%	
33 Brandon Chatfield	F 11:32	0-1	0-0	0-0	0 1 1	4 0 0	0	0	0	0	0	-16	2 <sup>nd</sup> FG% 12-25 48.0%	3PT% 3-10 30.0%
3 Tamin Lipsey	G 40:47	7-12	1-5	0-0	1 0 1	3 1 15	8	0	3	0	0	2	FT% 17-21 81%	OT FG% 6-11 54.5%
10 Keshon Gilbert	G 43:17	4-13	1-5	4-4	0 3 3	3 3 13	1	3	8	2	1	-2	3PT% 1-4 25.0%	FT% 4-4 100%
0 Nate Heise	29:18	1-4	0-2	2-4	3 2 5	3 2 4	1	0	3	0	1	3	GM FG% 25-64 39.1%	3PT% 8-28 28.6%
1 Dishon Jackson	12:08	0-1	0-0	0-0	0 3 3	0 0 1	2	0	1	1	5		FT% 4-4 100%	3PT% 7-21 33.3%
5 Curtis Jones	34:31	4-12	2-6	6-6	0 2 2	4 5 16	0	0	1	0	1	-2		
Team					1 1 2	0 1 1	0	1	0	0	0			
Totals	25-64	8-28	27-31	6 18 24	22 23 85	12 11 18	6 5	-3						

Technical Fouls:Gilbert 2<sup>nd</sup>6:13

Dead Ball Rebounds: 1, 0

		BYU	ISU
Biggest lead	21 (2 <sup>nd</sup> 13:16)	9 (1 <sup>st</sup> 10:03)	
Best Scoring Run	9 (1 <sup>st</sup> 1:03)	9 (2 <sup>nd</sup> 7:19)	
Lead Changes	5		
Times Tied	7		
Time with Lead	30:30	11:36	

Game Notes:Class A Technical Fou: ISU #10 Gilbert (6:13, 2nd 7:19)



## GAME 31

Utah - 74														
Record: 16-15 (8-12)														
NO. Name	Min	FG M-A	3P M-A	FT M-A	Rebounds OR DR TOT	Fouls PF FD	TP	AS	TO	ST	Blocks BS BA	+/-		
2 Ezra Ausar	F 34:39	5-11	0-2	2-3	8 4 12	3 6 12	0	3	0	0	1	-11		
10 Jake Wahlin	F 24:45	4-9	2-6	0-0	2 4 6	5 1 10	0	0	0	0	0	-1		
34 Lawson Loving	C 25:37	1-7	0-0	1-3	1 2 3	4 3 3	3	5	0	0	0	-14		
25 Mike Sharavijants	G 21:10	3-8	1-3	0-0	1 1 2	0 0 7	1	2	0	0	0	-20		
5 Gabe Madsen	G 25:50	3-14	3-14	0-0	0 4 4	0 0 9	2	2	0	0	0	-20		
8 Keanu Dawes	20:32	1-3	0-0	4-5	4 3 7	1 4 6	0	2	1	0	1	-10		
11 Caleb Lohner	05:44	0-0	0-0	0-0	0 2 2	3 0 0	0	0	1	0	0	-4		
0 Hunter Erickson	13:31	1-5	0-4	3-4	1 2 3	0 2 5	3	0	1	0	0	-12		
1 Miro Little	17:39	7-14	6-8	1-2	0 4 4	3 4 21	1	1	2	0	1	10		
45 Mason Madsen	01:54	0-0	0-0	0-0	0 1 1	0 0 0	0	0	0	0	0	-4		
32 Zach Keller	08:39	0-1	0-0	1-2	2 0 2	5 1 1	1	1	0	0	0	-7		
Team					6 1 7	0 1 1	0	1	0	0	0			
Totals		25-72	12-37	12-19	25 28 53	25 21 74	11	17	4	0	3	-11		

Technical Fouls:Wahlin 2<sup>nd</sup>15:55Coach 2

# GAME 33

BYU - 54		Record: 24-9												
NO. Name	Min	FG M-A	3P M-A	FT M-A	Rebounds OR DR TOT	Fouls PF FD	TP	AS	TO	ST	Blocks BS BA	+/-	Shooting By Period	
0 Mawot Mag	F 22:43	0-3	0-2	0-0	1 3 4	0 0 0	0	0	2	0	1 0 0	1	1st FG%	3-16 18.8%
13 Keba Kelta	F 22:26	6-9	0-0	2-2	5 7 12	2 2 14	0	1	0	2	0 0 0	-7	FT%	5-5 100%
3 Egor Demin	G 25:20	2-9	1-7	1-1	0 3 3	2 2 6	1	4	5	2	0 0 0	-11	2nd FG%	13-30 43.3%
15 Richie Saunders	G 28:54	3-9	2-5	2-2	1 5 6	4 2 10	1	2	1	0	0 1 1	-13	3PT%	3-12 25.0%
21 Trevin Knell	G 18:52	1-5	0-3	0-0	0 0 0	0 1 1	2	0	1	0	0 1 -3		FT%	5-5 100%
25 Dawson Baker	22:56	4-9	2-3	1-1	1 0 1	1 2 11	2	1	2	0	1 -17		GM FG%	19-60 31.7%
30 Dalin Hall	23:22	0-3	0-2	2-2	0 0 0	3 1 2	4	1	1	1	0 0 -17		3PT%	6-28 21.4%
45 Fousseyni Traore	14:18	2-5	0-0	0-0	1 2 3	2 1 4	0	0	0	0 2 -15		FT%	10-10 100%	
5 Mihailo Boskovic	05:05	0-3	0-2	0-0	1 0 1	2 1 0	0	0	0	0 0 1	-8		Dead Ball Rebounds: 1.0	
1 Trey Stewart	14:27	1-5	1-4	2-2	0 0 0	3 1 5	1	0	1	0 1 -13				
2 Elijah Crawford	01:37	0-0	0-0	0-0	0 0 0	0 0 0	0	0	0	0 0 0	-4			
Team					4 5 9		0		0					
Totals		19-60	6-28	10-10	14 25 39	19 13 54	12	13	7	3	7 -20			

Shooting By Period	
1 <sup>st</sup> FG%	6-30 20.0%
3PT%	3-16 18.8%
FT%	5-5 100%
2 <sup>nd</sup> FG%	13-30 43.3%
3PT%	3-12 25.0%
FT%	5-5 100%
GM FG%	19-60 31.7%
3PT%	6-28 21.4%
FT%	10-10 100.0%

Dead Ball Rebounds: 1.0

Technical Fouls:Stewart 1<sup>st</sup>12:02

Houston - 74		Record: 29-4																
NO. Name	Min	FG		3P		FT		Rebounds		Fouls		TP	AS	TO	ST	Blocks		+/-
		M	A	M	A	M	A	OR	DR	PF	FD					BS	BA	
11 Joseph Tugler	F 24:04	1-4	0-1	1-2	1	4	5	3	1	3	0	1	3	2	0	8		1st FG% 14-31 45.2% 3PT% 5-16 31.3% FT% 8-9 88.9%
4 LJ Cryer	G 32:58	6-16	4-11	4-5	1	1	2	0	2	20	0	0	1	0	0	8		
7 Milos Uzan	G 35:36	4-9	1-3	5-6	0	3	3	0	4	14	5	0	0	0	0	16		
21 Emanuel Sharp	G 33:32	7-13	5-7	7-7	1	3	4	4	6	26	0	1	1	0	1	23		2nd FG% 9-24 37.5% 3PT% 5-10 50.0% FT% 10-14 71.4%
23 Terrance Arceneaux	G 22:19	1-5	0-3	0-1	1	0	1	1	2	0	0	2	3	0	1	1		
5 Ja'vier Francis	14:19	2-2	0-0	0-0	3	1	4	2	2	4	0	2	0	3	0	9		
8 Mylik Wilson	29:00	2-4	0-0	1-2	3	10	13	1	2	5	3	1	1	2	1	22		GM FG% 23-55 41.8% 3PT% 10-26 38.5% FT% 18-23 78.3%
25 Mercy Miller	04:58	0-2	0-1	0-0	1	1	2	1	0	0	0	0	0	0	0	9		
0 Kordelius Jefferson	01:37	0-0	0-0	0-0	0	0	0	0	0	0	0	0	0	0	0	3		
2 Cedric Lath	01:37	0-0	0-0	0-0	0	0	0	0	0	1	0	0	1	0	0	0	3	Dead Ball Rebounds: 0 1
Team					1	2	3				0		1					
Totals		23-55	10-26	18-23	12	25	37	13	18	74	8	9	9	7	3	20		

Shooting By Period	
1 <sup>st</sup> FG%	14-31 45.2%
3PT%	5-16 31.3%
FT%	8-9 88.9%
2 <sup>nd</sup> FG%	9-24 37.5%
3PT%	5-10 50.0%
FT%	10-14 71.4%
GM FG%	23-55 41.8%
3PT%	10-26 38.5%
FT%	18-23 78.3%

Dead Ball Rebounds: 0.1

Technical Fouls:NONE

	BYU	HOU
Biggest lead	0 (1 <sup>st</sup> 20:00)	22 (2 <sup>nd</sup> 9:38)
Best Scoring Run	8 (2 <sup>nd</sup> 13:42)	15 (1 <sup>st</sup> 13:40)
Lead Changes	0	
Times Tied	0	
Time with Lead	00:00	38:07
Points from	BYU	HOU
Turnovers	10	16
Paint	26	18
Second Chance	16	13
Fast Breaks	8	8
Bench	22	9

Period by Period Scoring			
	1st	2nd	TOT
BYU	20	34	54
HOU	41	33	74

# GAME 34

VCU - 71		Record: 28-7															
NO.	Name	Min	FG M-A	3P M-A	FT M-A	Rebounds OR DR TOT	Fouls PF FD	TP	AS	TO	ST	Blocks BS BA	+/-	Shooting By Period			
9	Luke Bamgboye	26:10	3-4	0-0	0-0	3 1 4	4 4 6	0	0	0	1	1	0	-4	1 <sup>st</sup> FG%	11.29	37.9%
1	Phillip Russell	16:28	0-4	0-3	2-2	0 0 0	0 2 2	2	2	2	0	0	0	-7	3PT%	4.16	25.0%
4	Jack Clark	34:33	4-8	2-3	2-2	4 6 10	4 3 12	5	2	2	1	0	1	-10	FT%	2-3	66.7%
11	Max Shulga	34:02	4-10	4-10	0-1	0 3 3	3 2 12	3	4	1	0	0	0	-8	2 <sup>nd</sup> FG%	15.34	44.1%
22	Joe Bamisile	29:20	4-15	4-10	0-0	1 2 3	1 1 12	1	1	1	1	0	3	-8	3PT%	11.22	50.0%
2	Zeb Jackson	27:38	9-14	5-10	0-0	0 0 0	1 2 23	4	0	2	0	0	0	-6	FT%	2-3	66.7%
21	Christian Fermin	08:36	0-2	0-0	0-0	1 1 2	4 0 0	0	0	1	0	1	0	-8	GM FG%	26.63	41.3%
0	Brandon Jennings	12:27	1-3	0-1	0-1	1 1 2	2 1 2	0	1	0	0	0	0	0	3PT%	15.38	39.5%
8	Michael Belle	09:43	0-2	0-1	0-0	1 3 4	2 1 0	0	0	0	1	0	0	0	FT%	4-6	66.7%
5	Alphonzo Billups III	00:21	0-0	0-0	0-0	0 0 0	0 0 0	0	0	0	0	0	0	2	Dead Ball Rebounds: 0		
6	Terrence Hill Jr.	00:21	1-1	0-0	0-0	0 0 0	0 0 0	0	2	0	0	0	0	2			
7	Obinnaya Okafor	00:21	0-0	0-0	0-0	0 0 0	0 0 0	0	0	0	0	0	0	2			
Team						1 2 3		0		0							
Totals			26-63	15-38	4-6	12 19 31	23 16 71	15	11	6	2	4	-9		Technical Fouls: NONE		

Technical Fouls:NONE

BYU - 80		Record: 25-9																		
NO. Name	Min	FG		3P	FT		Rebounds		Fouls		TP	AS	TO	ST	Blocks		+/-	Shooting By Period		
		M	A	M	A	OR	DR	TOT	PF	FD					BS	BA				
0 Mawot Mag	F	30:55	2-5	0-0	2-4	3	2	5	1	2	6	1	1	2	0	1	10	1st FG	14-28	50.0%
13 Keba Kelta	C	20:03	3-4	0-0	3-8	4	5	9	4	6	9	0	1	1	4	0	0	3PT	5-10	50.0%
3 Egor Demin	G	30:40	6-11	3-7	0-0	0	4	4	2	0	15	2	4	0	0	0	9	FT	6-9	66.7%
15 Richie Saunders	G	30:14	6-12	1-6	3-3	0	4	4	2	3	16	2	2	2	0	0	8	2nd FG	13-26	50.0%
21 Trevin Knell	B	16:44	3-6	2-5	0-0	0	2	2	1	0	8	0	1	1	0	0	7	3PT	2-10	20.0%
30 Dalin Hall	G	22:59	2-5	0-0	2-3	0	0	0	1	1	6	4	0	0	1	0	0	FT	13-19	68.4%
45 Fousseyni Traore		19:19	4-7	0-0	5-6	4	5	9	1	6	13	2	1	0	0	0	9	GM FG	27-54	50.0%
1 Trey Stewart		11:45	0-2	0-1	0-0	1	1	2	1	0	0	0	1	0	0	0	-9	3PT	7-20	35.0%
25 Dawson Baker		12:52	1-2	1-1	4-4	0	2	2	2	4	7	1	0	0	0	0	9	FT	19-28	67.9%
6 Kanon Catchings		04:29	0-0	0-0	0-0	0	0	0	1	1	0	0	0	0	0	0	1	Dead Ball Rebounds: 3		
Team						2	1	3			0			1						
Totals			27-54	7-20	19-28	14	26	40	16	23	80	12	12	6	4	2	9			

Technical Fouls:NONE

	VCU	BYU
Biggest lead	5 (1 <sup>st</sup> 18:47)	20 (2 <sup>nd</sup> 15:59)
Best Scoring Run	7 (1 <sup>st</sup> 12:17)	9 (2 <sup>nd</sup> 15:59)
Lead Changes	5	
Times Tied	3	
Time with Lead	07:57	28:51
Points from	VCU	BYU
Turnovers	17	17
Paint	20	38
Second Chance	7	16
Fast Breaks	7	6
Bench	27	26



# GAME 35

BYU - 91		Record: 26-9														
NO. Name	Min	FG M-A	3P M-A	FT M-A	Rebounds OR DR TOT	Fouls PF FD	TP	AS	TO	ST	Blocks BS BA	+/-	Shooting By Period			
0 Mawot Mag	26:46	2-5	1-2	2-2	0 1 1	2 2 7	2	0	1	0	0	-8	1st	FG% 17-36 47.2%		
13 Keba Kelta	C 23:47	4-6	0-0	2-3	1 5 6	2 3 10	0	0	2	3	0	0	3PT% 6-14 42.9%			
3 Egor Demin	G 26:53	3-10	2-6	3-3	0 8 8	1 2 11	8	1	1	0	0	-1	FT% 7-7 100%			
15 Richie Saunders	G 30:05	9-16	3-4	4-4	6 1 7	2 2 25	1	0	0	0	0	-9	2nd	FG% 15-29 51.7%		
21 Trevin Knell	G 18:21	5-9	4-6	0-0	1 0 1	1 1 14	2	1	1	0	1	-1	FT% 8-9 88.9%			
45 Fousseyni Traore	16:14	3-4	0-0	0-0	1 4 5	3 0 6	0	3	0	1	0	2	GM FG% 32-65 49.2%			
30 Dalin Hall	21:17	0-2	0-1	0-0	0 2 2	4 0 6	2	0	0	0	0	2	3PT% 12-26 46.2%			
1 Trey Stewart	13:41	2-4	1-2	2-2	0 0 0	3 1 7	0	1	0	0	1	2	FT% 15-16 93.8%			
5 Mihailo Boskovic	05:40	1-4	1-3	0-0	0 2 2	0 0 3	0	0	0	0	0	8	Dead Ball Rebounds: 0-0			
25 Dawson Baker	17:19	3-5	0-2	2-2	0 2 2	4 3 8	2	2	0	0	0	15				
Team					4 3 7		0		1							
Totals		32-65	12-26	15-16	13 28 41	22 15 91	21	11	5	4 2 2						

Technical Report: 151-478-2024-2

Technical Fouls:Mag 1<sup>st</sup>1:47Baker 2<sup>nd</sup>3:11

Shooting By Period	
1 <sup>st</sup> FG%	17-36 47.2%
3PT%	6-14 42.9%
FT%	7-7 100%
2 <sup>nd</sup> FG%	15-29 51.7%
3PT%	6-12 50.0%
FT%	9-9 88.9%
GM FG%	32-65 49.2%
3PT%	12-26 46.2%
FT%	15-16 93.8%

Dead Ball Rebounds: 0.0

Wisconsin - 89		Record: 27-10													
NO. Name	Min	FG M-A	3P M-A	FT M-A	Rebounds OR DR TOT	Fouls PF FD	TP	AS	TO	ST	Blocks BS BA	+/-	Shooting By Period		
22 Steven Crowl	F 31:27	3-7	2-5	2-2	0 5 5	0 2 10	1	1	0	1	0	-8	1st FG%	12-31	38.7%
31 Nolan Winter	F 20:01	3-5	0-2	0-0	1 3 4	3 1 6	1	1	0	1	0	9	3PT%	5-17	29.4%
9 John Tonje	G 35:09	10-18	3-9	14-16	0 4 4	2 8 37	4	0	0	0	0	6	FT%	7-11	63.6%
11 Max Klesmit	G 26:46	4-10	4-9	0-0	1 2 3	3 0 12	2	2	0	0	0	-4	2nd FG%	15-32	46.9%
25 John Blackwell	G 37:40	6-14	3-7	6-7	2 3 5	1 5 21	3	0	0	0	0	3	3PT%	7-18	38.9%
7 Carter Gilmore	22:29	1-3	0-1	1-2	3 1 4	3 3 0	0	2	0	0	0	4	FT%	16-18	88.9%
4 Kamari McGee	13:32	0-3	0-0	0-0	1 1 2	3 0 0	0	0	1	2	0	-4	GM FG%	27-63	42.9%
13 Xavier Amos	06:03	0-3	0-2	0-0	0 0 0	0 0 0	0	0	0	0	0	-9	3PT%	12-35	34.3%
33 Jack Janicki	06:54	0-0	0-0	0-2	1 0 1	0 1 0	0	0	0	0	0	-7	FT%	23-29	79.3%
													Dead Ball Rebounds: 3-3		
Team					2 2 4		0	0							
Totals		27-63	12-35	23-29	11 21 32	16 20 89	11	5	4	2	4	-2			

Technical Fouls:Coach 2<sup>nd</sup>15:53

Shooting By Period	
1 <sup>st</sup> FG%	12-31 38.7%
3PT%	5-17 29.4%
FT%	7-11 63.6%
2 <sup>nd</sup> FG%	15-32 46.9%
3PT%	7-18 38.9%
FT%	16-18 88.9%
GM FG%	27-63 42.9%
3PT%	12-35 34.3%
FT%	23-29 79.3%

Dead Ball Rebounds: 3.0

	BYU	WIS
Biggest lead	14 (1 <sup>st</sup> 7:29)	0 (1 <sup>st</sup> 20:00)
Best Scoring Run	7 (1 <sup>st</sup> 11:40)	8 (2 <sup>nd</sup> 17:06)
Lead Changes	0	
Times Tied	1	
Time with Lead	39:28	00:00
Points from	BYU	WIS
Turnovers	9	12
Paint	38	28
Second Chance	14	14
Fast Breaks	11	0
Bench	24	3

Period by Period Scoring			
	1st	2nd	TOT
BYU	47	44	91
WIS	36	53	89

Game Notes:31:11 Period 2, #25 BYU Flagrant 2 with ejection •



2024-25 OVERALL STATS

Game Records

Record	Overall	Home	Away	Neutral
ALL GAMES	26-9	15-2	6-5	5-2
CONFERENCE	14-6	8-2	6-4	0-0
NON-CONFERENCE	12-3	7-0	0-1	5-2

Score by Periods

Team	1st	2nd	OT	TOT
BYU	1365	1427	51	2843
Opponents	1125	1318	56	2499

Team Box Score

No.	Player				Total		3-Point		F-Throw		Rebounds													
		GP-GS	MIN	AVG	FG-FGA	FG%	3FG-3FGA	3FG%	FT-FTA	FT%	OFF	DEF	TOT	AVG	PF	DQ	A	TO	BLK	STL	PTS	AVG		
15	SAUNDERS, Richie	34-34	997:56	29.4	192-376	.511	78-181	.431	92-111	.829	45	106	151	4.4	66	1	54	43	13	39	554	16.3		
3	DEMIN, Egor	32-32	881:25	27.5	120-292	.411	41-146	.281	55-80	.688	9	117	126	3.9	40	0	173	96	12	36	336	10.5		
21	KNELL, Trevin	35-28	705:21	20.2	103-215	.479	73-166	.440	41-56	.732	16	66	82	2.3	67	0	42	29	3	31	320	9.1		
45	TRAORE, Fousseyni	35-1	613:50	17.5	120-192	.625	1-4	.250	62-76	.816	67	123	190	5.4	49	0	47	45	14	10	303	8.7		
25	BAKER, Dawson	35-0	589:06	16.8	95-207	.459	41-106	.387	34-44	.773	10	58	68	1.9	50	0	47	32	0	16	265	7.6		
6	CATCHINGS, Kanon	30-15	533:33	17.8	75-182	.412	43-121	.355	27-46	.587	19	47	66	2.2	36	0	21	24	13	18	220	7.3		
13	KEITA, Keba	34-34	706:16	20.8	109-163	.669	0-0	.000	29-71	.408	97	172	269	7.9	78	0	24	28	40	22	247	7.3		
30	HALL, Dallin	31-10	772:07	24.9	68-163	.417	36-99	.364	41-61	.672	18	49	67	2.2	56	1	131	50	2	23	213	6.9		
0	MAG, Mawot	33-21	630:10	19.1	65-133	.489	27-69	.391	36-47	.766	25	43	68	2.1	55	0	21	21	7	23	193	5.8		
5	BOSKOVIC, Mihailo	29-0	322:04	11.1	35-90	.389	15-56	.268	22-27	.815	8	43	51	1.8	28	0	12	18	4	10	107	3.7		
1	STEWART, Trey	28-0	208:21	7.4	15-41	.366	12-33	.364	6-8	.750	3	6	9	0.3	27	0	13	5	2	12	48	1.7		
2	CRAWFORD, Elijah	20-0	109:08	5.5	9-26	.346	2-9	.222	5-7	.714	5	8	13	0.7	15	0	15	6	0	6	25	1.3		
51	MCGREGOR, Jared	4-0	05:56	1.5	1-4	.250	1-4	.250	1-2	.500	0	0	0	0.0	0	0	1	0	0	0	4	1.0		
4	KOZLOWSKI, Brody	9-0	29:45	3.3	2-4	.500	2-4	.500	2-2	1.000	0	4	4	0.4	1	0	0	1	0	1	8	0.9		
12	TRIPPLE, Townsend	5-0	07:30	1.5	0-0	.000	0-0	.000	0-0	.000	1	1	2	0.4	1	0	0	1	1	0	0	0.0		
20	TRIPLETT, Max	8-0	12:33	1.6	0-1	.000	0-0	.000	0-0	.000	3	4	7	0.9	1	0	1	0	1	0	0	0.0		
Team											67	78	145					24						
Total		35	7125		1009-2089	.483	372-998	.373	453-638	.710	393	925	1318	37.7	570	2	602	423	112	247	2843	81.2		
Opponents		35	7125		875-2043	.428	323-924	.350	426-600	.710	330	773	1103	31.5	584	9	455	408	91	227	2499	71.4		

Team Statistics

	BYU	OPP
Scoring	2843	2499
Points per game	81.2	71.4
Scoring margin	+9.8	-
Field goals-att	1009-2089	875-2043
Field goal pct	.483	.428
3 point fg-att	372-998	323-924
3-point FG pct	.373	.350
3-pt FG made per game	10.6	9.2
Free throws-att	453-638	426-600
Free throw pct	.710	.710
F-Throws made per game	12.9	12.2
Rebounds	1318	1103
Rebounds per game	37.7	31.5
Rebounding margin	+6.1	-
Assists	602	455
Assists per game	17.2	13.0
Turnovers	423	408
Turnovers per game	12.1	11.7
Turnover margin	-0.4	-
Assist/turnover ratio	1.4	1.1
Steals	247	227
Steals per game	7.1	6.5
Blocks	112	91
Blocks per game	3.2	2.6
Winning streak	2	-
Home win streak	4	-
Attendance	289921	116102
Home games-Avg/Game	17-17054	11-10555
Neutral site-Avg/Game	-	7-12454

Team Results

Date	Opponent		Score	Att.
11/05/2024	Central Ark.	W	88-50	16941
11/08/2024	UC Riverside	W	86-80	17381
11/13/2024	Queens (NC)	W	99-55	16789
11/16/2024	Idaho	W	95-71	16456
11/23/2024	Mississippi Val.	W	87-43	16954
11/28/2024	vs Ole Miss	Lot	85-96	4000
11/29/2024	vs NC State	W	72-61	4000
12/03/2024	at Providence	L	64-83	12005
12/11/2024	Fresno St.	W	95-67	15950
12/14/2024	vs Wyoming	W	68-49	11217
12/20/2024	Florida A&M	W	103-57	15544
12/31/2024	Arizona St.	W	76-56	16926
01/04/2025	at Houston	L	55-86	7035
01/07/2025	Texas Tech	L	67-72	17307
01/11/2025	at TCU	L	67-71	4752
01/14/2025	Oklahoma St.	W	85-69	16457
01/18/2025	at Utah	Lot	72-73	15558
01/21/2025	at Colorado	W	83-67	6166
01/25/2025	Cincinnati	W	80-52	17483
01/28/2025	Baylor	Wot	93-89	17297
02/01/2025	at UCF	W	81-75	9152
02/04/2025	Arizona	L	74-85	17274
02/08/2025	at Cincinnati	L	66-84	12217
02/11/2025	at West Virginia	W	73-69	10879
02/15/2025	Kansas St.	W	80-65	17228
02/18/2025	Kansas	W	91-57	17978
02/22/2025	at Arizona	W	96-95	14688
02/26/2025	at Arizona St.	W	91-81	9383
03/01/2025	West Virginia	W	77-56	17978
03/04/2025	at Iowa St.	Wot2	88-85	14267
03/08/2025	Utah	W	85-74	17978
03/13/2025	vs Iowa St.	W	96-92	15336
03/14/2025	vs Houston	L	54-74	13946
03/20/2025	vs VCU	W	80-71	19291
03/22/2025	vs Wisconsin	W	91-89	19386





2024-25 BIG 12 STATS

Game Records

Record	Overall	Home	Away	Neutral
ALL GAMES	14-6	8-2	6-4	0-0
CONFERENCE	14-6	8-2	6-4	0-0
NON-CONFERENCE	0-0	0-0	0-0	0-0

Score by Periods

Team	1st	2nd	OT	TOT
BYU	735	802	43	1580
Opponents	635	789	37	1461

Team Box Score

No.	Player	Total					3-Point		F-Throw		Rebounds													
		GP-GS	MIN	AVG	FG-FGA	FG%	3FG-3FGA	3FG%	FT-FTA	FT%	OFF	DEF	TOT	AVG	PF	DQ	A	TO	BLK	STL	PTS	AVG		
15	SAUNDERS, Richie	20-20	632:55	31.6	122-233	.524	51-113	.451	62-75	.827	30	63	93	4.7	40	1	34	31	7	22	357	17.9		
3	DEMIN, Egor	20-20	545:38	27.3	71-183	.388	19-84	.226	34-51	.667	3	68	71	3.6	27	0	110	63	5	19	195	9.8		
21	KNELL, Trevin	20-17	400:52	20.0	52-117	.444	37-91	.407	22-33	.667	7	41	48	2.4	43	0	27	15	3	17	163	8.2		
30	HALL, Dallin	20-3	488:28	24.4	46-101	.455	24-62	.387	28-43	.651	11	30	41	2.1	33	0	76	35	2	17	144	7.2		
45	TRAORE, Fousseyni	20-0	338:18	16.9	57-96	.594	0-1	.000	28-39	.718	30	65	95	4.8	22	0	21	29	5	6	142	7.1		
0	MAG, Mawot	20-16	432:26	21.6	46-94	.489	19-51	.373	23-31	.742	13	31	44	2.2	37	0	14	17	3	16	134	6.7		
13	KEITA, Keba	20-20	420:21	21.0	62-90	.689	0-0	.000	10-30	.333	52	90	142	7.1	47	0	11	15	23	13	134	6.7		
25	BAKER, Dawson	20-0	310:16	15.5	47-106	.443	20-56	.357	18-24	.750	1	33	34	1.7	28	0	19	16	0	7	132	6.6		
6	CATCHINGS, Kanon	18-4	248:39	13.8	30-70	.429	21-53	.396	16-23	.696	5	20	25	1.4	22	0	4	11	4	10	97	5.4		
5	BOSKOVIC, Mihailo	15-0	125:45	8.4	16-34	.471	6-20	.300	10-11	.909	2	16	18	1.2	17	0	6	3	0	4	48	3.2		
1	STEWART, Trey	19-0	124:37	6.6	9-23	.391	7-19	.368	2-4	.500	1	4	5	0.3	17	0	10	2	2	6	27	1.4		
2	CRAWFORD, Elijah	9-0	18:03	2.0	3-5	.600	1-1	1.000	0-0	.000	0	0	0	0.0	1	0	3	0	0	0	7	0.8		
12	TRIPPLE, Townsend	1-0	02:01	2.0	0-0	.000	0-0	.000	0-0	.000	1	0	1	1.0	0	0	0	1	0	0	0	0.0		
4	KOZŁOWSKI, Brody	3-0	06:39	2.2	0-1	.000	0-1	.000	0-0	.000	0	0	0	0.0	0	0	0	0	0	0	0	0.0		
20	TRIPLETT, Max	3-0	05:02	1.7	0-0	.000	0-0	.000	0-0	.000	0	1	1	0.3	0	0	0	0	0	0	0	0.0		
Team											39	46	85				14							
Total		20	4100		561-1153	.487	205-552	.371	253-364	.695	195	508	703	35.2	334	1	335	252	54	137	1580	79.0		
Opponents		20	4100		516-1192	.433	176-518	.340	253-362	.699	219	440	659	33.0	327	6	271	223	53	139	1461	73.1		

Team Statistics

	BYU	OPP
Scoring	1580	1461
Points per game	79.0	73.1
Scoring margin	+6.0	-
Field goals-att	561-1153	516-1192
Field goal pct	.487	.433
3 point fg-att	205-552	176-518
3-point FG pct	.371	.340
3-pt FG made per game	10.3	8.8
Free throws-att	253-364	253-362
Free throw pct	.695	.699
F-Throws made per game	12.7	12.7
Rebounds	703	659
Rebounds per game	35.2	33.0
Rebounding margin	+2.2	-
Assists	335	271
Assists per game	16.8	13.6
Turnovers	252	223
Turnovers per game	12.6	11.2
Turnover margin	-1.5	-
Assist/turnover ratio	1.3	1.2
Steals	137	139
Steals per game	6.9	7.0
Blocks	54	53
Blocks per game	2.7	2.7
Winning streak	8	-
Home win streak	4	-
Attendance	173906	104097
Home games-Avg/Game	10-17391	10-10410
Neutral site-Avg/Game	-	0-0

Team Results

Date	Opponent		Score	Att.
12/31/2024	Arizona St.	W	76-56	16926
01/04/2025	at Houston	L	55-86	7035
01/07/2025	Texas Tech	L	67-72	17307
01/11/2025	at TCU	L	67-71	4752
01/14/2025	Oklahoma St.	W	85-69	16457
01/18/2025	at Utah	Lot	72-73	15558
01/21/2025	at Colorado	W	83-67	6166
01/25/2025	Cincinnati	W	80-52	17483
01/28/2025	Baylor	Wot	93-89	17297
02/01/2025	at UCF	W	81-75	9152
02/04/2025	Arizona	L	74-85	17274
02/08/2025	at Cincinnati	L	66-84	12217
02/11/2025	at West Virginia	W	73-69	10879
02/15/2025	Kansas St.	W	80-65	17228
02/18/2025	Kansas	W	91-57	17978
02/22/2025	at Arizona	W	96-95	14688
02/26/2025	at Arizona St.	W	91-81	9383
03/01/2025	West Virginia	W	77-56	17978
03/04/2025	at Iowa St.	Wot2	88-85	14267
03/08/2025	Utah	W	85-74	17978



2024-25 NCAA TOURNAMENT STATS

Game Records

Record	Overall	Home	Away	Neutral
ALL GAMES	2-0	0-0	0-0	2-0
CONFERENCE	0-0	0-0	0-0	0-0
NON-CONFERENCE	2-0	0-0	0-0	2-0

Score by Periods

Team	1st	2nd	OT	TOT
BYU	86	85	0	171
Opponents	64	96	0	160

Team Box Score

No.	Player				Total		3-Point		F-Throw		Rebounds													
		GP-GS	MIN	AVG	FG-FGA	FG%	3FG-3FGA	3FG%	FT-FTA	FT%	OFF	DEF	TOT	AVG	PF	DQ	A	TO	BLK	STL	PTS	AVG		
15	SAUNDERS, Richie	2-2	60:19	30.2	15-28	.536	4-10	.400	7-7	1.000	6	5	11	5.5	4	0	3	2	0	2	41	20.5		
3	DEMIN, Egor	2-2	57:32	28.8	9-21	.429	5-13	.385	3-3	1.000	0	12	12	6.0	3	0	10	5	0	1	26	13.0		
21	KNELL, Trevin	2-2	35:05	17.5	8-15	.533	6-11	.545	0-0	.000	1	2	3	1.5	2	0	2	2	0	2	22	11.0		
45	TRAORE, Fousseyni	2-0	35:33	17.8	7-11	.636	0-0	.000	5-6	.833	5	9	14	7.0	4	0	2	4	1	0	19	9.5		
13	KEITA, Keba	2-2	43:50	21.9	7-10	.700	0-0	.000	5-11	.455	5	10	15	7.5	6	0	0	1	7	3	19	9.5		
25	BAKER, Dawson	2-0	30:10	15.1	4-7	.571	1-3	.333	6-6	1.000	0	4	4	2.0	6	0	3	2	0	0	15	7.5		
0	MAG, Mawot	2-2	57:40	28.8	4-10	.400	1-2	.500	4-6	.667	3	3	6	3.0	3	0	3	1	0	3	13	6.5		
1	STEWART, Trey	2-0	25:26	12.7	2-6	.333	1-3	.333	2-2	1.000	1	1	2	1.0	4	0	0	2	0	0	7	3.5		
30	HALL, Dallin	2-0	44:16	22.1	2-7	.286	0-1	.000	2-3	.667	0	2	2	1.0	5	0	10	2	0	0	6	3.0		
5	BOSKOVIC, Mihailo	1-0	05:40	5.7	1-4	.250	1-3	.333	0-0	.000	0	2	2	2.0	0	0	0	0	0	0	3	3.0		
6	CATCHINGS, Kanon	1-0	04:29	4.5	0-0	.000	0-0	.000	0-0	.000	0	0	0	0.0	1	0	0	0	0	0	0	0.0		
Team											6	4	10					2						
Total		2	400		59-119	.496	19-46	.413	34-44	.773	27	54	81	40.5	38	0	33	23	8	11	171	85.5		
Opponents		2	400		53-126	.421	27-73	.370	27-35	.771	23	40	63	31.5	38	0	26	16	4	10	160	80.0		

Team Statistics

	BYU	OPP
Scoring	171	160
Points per game	85.5	80.0
Scoring margin	+5.5	-
Field goals-att	59-119	53-126
Field goal pct	.496	.421
3 point fg-att	19-46	27-73
3-point FG pct	.413	.370
3-pt FG made per game	9.5	13.5
Free throws-att	34-44	27-35
Free throw pct	.773	.771
F-Throws made per game	17.0	13.5
Rebounds	81	63
Rebounds per game	40.5	31.5
Rebounding margin	+9.0	-
Assists	33	26
Assists per game	16.5	13.0
Turnovers	23	16
Turnovers per game	11.5	8.0
Turnover margin	-3.5	-
Assist/turnover ratio	1.4	1.6
Steals	11	10
Steals per game	5.5	5.0
Blocks	8	4
Blocks per game	4.0	2.0
Winning streak	2	-
Home win streak	0	-
Attendance	0	0
Home games-Avg/Game	0-0	0-0
Neutral site-Avg/Game	-	2-19339

Team Results

Date	Opponent		Score	Att.
03/20/2025	vs VCU	W	80-71	19291
03/22/2025	vs Wisconsin	W	91-89	19386



2024-25 HOME STATS

Game Records

Record	Overall	Home	Away	Neutral
ALL GAMES	15-2	15-2	0-0	0-0
CONFERENCE	8-2	8-2	0-0	0-0
NON-CONFERENCE	7-0	7-0	0-0	0-0

Score by Periods

Team	1st	2nd	OT	TOT
BYU	696	750	15	1461
Opponents	476	611	11	1098

Team Box Score

No.	Player				Total		3-Point		F-Throw		Rebounds													
		GP-GS	MIN	AVG	FG-FGA	FG%	3FG-3FGA	3FG%	FT-FTA	FT%	OFF	DEF	TOT	AVG	PF	DQ	A	TO	BLK	STL	PTS	AVG		
15	SAUNDERS, Richie	16-16	455:19	28.5	90-175	.514	35-83	.422	33-43	.767	22	56	78	4.9	28	1	28	22	9	20	248	15.5		
3	DEMIN, Egor	15-15	416:13	27.7	66-141	.468	25-69	.362	28-43	.651	3	57	60	4.0	13	0	95	38	7	20	185	12.3		
45	TRAORE, Fousseyni	17-1	308:27	18.1	66-99	.667	1-3	.333	32-42	.762	43	74	117	6.9	18	0	27	21	10	8	165	9.7		
21	KNELL, Trevin	17-14	354:12	20.8	51-114	.447	29-81	.358	24-34	.706	11	40	51	3.0	30	0	20	11	2	19	155	9.1		
30	HALL, Dallin	13-5	325:11	25.0	38-77	.494	21-47	.447	20-28	.714	10	25	35	2.7	16	0	56	20	0	12	117	9.0		
6	CATCHINGS, Kanon	16-9	296:55	18.6	51-113	.451	25-75	.333	13-22	.591	9	29	38	2.4	11	0	13	11	10	10	140	8.8		
25	BAKER, Dawson	17-0	298:58	17.6	51-104	.490	22-56	.393	23-27	.852	4	18	22	1.3	24	0	25	12	0	11	147	8.6		
13	KEITA, Keba	16-16	326:30	20.4	54-72	.750	0-0	.000	15-39	.385	42	92	134	8.4	32	0	15	16	18	13	123	7.7		
0	MAG, Mawot	16-9	285:16	17.8	30-60	.500	10-29	.345	16-21	.762	14	14	28	1.8	27	0	7	8	2	12	86	5.4		
5	BOSKOVIC, Mihailo	13-0	162:07	12.5	18-44	.409	3-24	.125	13-15	.867	1	24	25	1.9	10	0	7	9	3	7	52	4.0		
2	CRAWFORD, Elijah	11-0	81:12	7.4	7-21	.333	1-7	.143	3-5	.600	5	7	12	1.1	13	0	14	6	0	6	18	1.6		
51	MCGREGOR, Jared	3-0	05:16	1.8	1-4	.250	1-4	.250	1-2	.500	0	0	0	0.0	0	0	1	0	0	0	4	1.3		
1	STEWART, Trey	11-0	65:47	6.0	4-11	.364	4-10	.400	1-2	.500	1	3	4	0.4	9	0	5	2	1	5	13	1.2		
4	KOZLOWSKI, Brody	7-0	24:53	3.6	2-3	.667	2-3	.667	2-2	1.000	0	4	4	0.6	1	0	0	1	0	1	8	1.1		
12	TRIPPLE, Townsend	4-0	06:50	1.7	0-0	.000	0-0	.000	0-0	.000	1	0	1	0.3	0	0	0	1	1	0	0	0.0		
20	TRIPLETT, Max	7-0	11:54	1.7	0-1	.000	0-0	.000	0-0	.000	3	4	7	1.0	1	0	1	0	1	0	0	0.0		
Team											31	34	65					7						
Total		17	3425		529-1039	.509	179-491	.365	224-325	.689	200	481	681	40.1	233	1	314	185	64	144	1461	85.9		
Opponents		17	3425		397-1007	.394	150-463	.324	154-234	.658	171	363	534	31.4	286	4	219	226	30	101	1098	64.6		

Team Statistics

	BYU	OPP
Scoring	1461	1098
Points per game	85.9	64.6
Scoring margin	+21.4	-
Field goals-att	529-1039	397-1007
Field goal pct	.509	.394
3 point fg-att	179-491	150-463
3-point FG pct	.365	.324
3-pt FG made per game	10.5	8.8
Free throws-att	224-325	154-234
Free throw pct	.689	.658
F-Throws made per game	13.2	9.1
Rebounds	681	534
Rebounds per game	40.1	31.4
Rebounding margin	+8.6	-
Assists	314	219
Assists per game	18.5	12.9
Turnovers	185	226
Turnovers per game	10.9	13.3
Turnover margin	+2.4	-
Assist/turnover ratio	1.7	1.0
Steals	144	101
Steals per game	8.5	5.9
Blocks	64	30
Blocks per game	3.8	1.8
Winning streak	4	-
Home win streak	4	-
Attendance	289921	0
Home games-Avg/Game	17-17054	0-0
Neutral site-Avg/Game	-	0-0

Team Results

Date	Opponent		Score	Att.
11/05/2024	Central Ark.	W	88-50	16941
11/08/2024	UC Riverside	W	86-80	17381
11/13/2024	Queens (NC)	W	99-55	16789
11/16/2024	Idaho	W	95-71	16456
11/23/2024	Mississippi Val.	W	87-43	16954
12/11/2024	Fresno St.	W	95-67	15950
12/20/2024	Florida A&M	W	103-57	15544
12/31/2024	Arizona St.	W	76-56	16926
01/07/2025	Texas Tech	L	67-72	17307
01/14/2025	Oklahoma St.	W	85-69	16457
01/25/2025	Cincinnati	W	80-52	17483
01/28/2025	Baylor	Wot	93-89	17297
02/04/2025	Arizona	L	74-85	17274
02/15/2025	Kansas St.	W	80-65	17228
02/18/2025	Kansas	W	91-57	17978
03/01/2025	West Virginia	W	77-56	17978
03/08/2025	Utah	W	85-74	17978





2024-25 AWAY STATS

Game Records

Record	Overall	Home	Away	Neutral
ALL GAMES	6-5	0-0	6-5	0-0
CONFERENCE	6-4	0-0	6-4	0-0
NON-CONFERENCE	0-1	0-0	0-1	0-0

Score by Periods

Team	1st	2nd	OT	TOT
BYU	400	408	28	836
Opponents	400	443	26	869

Team Box Score

No.	Player				Total		3-Point		F-Throw		Rebounds													
		GP-GS	MIN	AVG	FG-FGA	FG%	3FG-3FGA	3FG%	FT-FTA	FT%	OFF	DEF	TOT	AVG	PF	DQ	A	TO	BLK	STL	PTS	AVG		
15	SAUNDERS, Richie	11-11	365:21	33.2	69-131	.527	30-65	.462	33-41	.805	13	33	46	4.2	23	0	16	15	3	12	201	18.3		
21	KNELL, Trevin	11-9	212:13	19.3	29-58	.500	28-53	.528	11-16	.688	3	20	23	2.1	26	0	14	11	1	7	97	8.8		
3	DEMIN, Egor	11-11	298:13	27.1	34-97	.351	7-43	.163	17-24	.708	2	32	34	3.1	16	0	53	37	2	11	92	8.4		
0	MAG, Mawot	11-8	223:19	20.3	25-52	.481	11-29	.379	16-20	.800	5	19	24	2.2	24	0	10	10	3	7	77	7.0		
13	KEITA, Keba	11-11	227:51	20.7	35-56	.625	0-0	.000	4-13	.308	36	40	76	6.9	28	0	4	8	10	5	74	6.7		
25	BAKER, Dawson	11-0	164:04	14.9	28-61	.459	12-31	.387	1-6	.167	2	23	25	2.3	12	0	9	10	0	2	69	6.3		
45	TRAORE, Fousseyni	11-0	181:58	16.5	28-53	.528	0-1	.000	10-13	.769	12	28	40	3.6	17	0	13	16	2	0	66	6.0		
30	HALL, Dallin	11-2	267:23	24.3	21-55	.382	11-35	.314	13-22	.591	4	15	19	1.7	25	1	41	20	2	7	66	6.0		
6	CATCHINGS, Kanon	10-3	153:37	15.4	13-43	.302	11-31	.355	11-17	.647	7	14	21	2.1	15	0	6	9	2	8	48	4.8		
5	BOSKOVIC, Mihailo	10-0	86:10	8.6	9-21	.429	5-13	.385	4-6	.667	4	8	12	1.2	13	0	3	2	0	2	27	2.7		
1	STEWART, Trey	11-0	78:44	7.2	6-14	.429	4-11	.364	1-2	.500	0	2	2	0.2	10	0	6	1	1	3	17	1.5		
2	CRAWFORD, Elijah	6-0	11:56	2.0	0-2	.000	0-0	.000	2-2	1.000	0	1	1	0.2	0	0	1	0	0	0	2	0.3		
4	KOZLOWSKI, Brody	1-0	04:12	4.2	0-1	.000	0-1	.000	0-0	.000	0	0	0	0.0	0	0	0	0	0	0	0	0.0		
Team											23	28	51					9						
Total		11	2275		297-644	.461	119-313	.380	123-182	.676	111	263	374	34.0	209	1	176	148	26	64	836	76.0		
Opponents		11	2275		293-620	.473	103-268	.384	180-243	.741	90	255	345	31.4	172	2	156	116	39	84	869	79.0		

Team Statistics

	BYU	OPP
Scoring	836	869
Points per game	76.0	79.0
Scoring margin	-3.0	-
Field goals-att	297-644	293-620
Field goal pct	.461	.473
3 point fg-att	119-313	103-268
3-point FG pct	.380	.384
3-pt FG made per game	10.8	9.4
Free throws-att	123-182	180-243
Free throw pct	.676	.741
F-Throws made per game	11.2	16.4
Rebounds	374	345
Rebounds per game	34.0	31.4
Rebounding margin	+2.6	-
Assists	176	156
Assists per game	16.0	14.2
Turnovers	148	116
Turnovers per game	13.5	10.5
Turnover margin	-2.9	-
Assist/turnover ratio	1.2	1.3
Steals	64	84
Steals per game	5.8	7.6
Blocks	26	39
Blocks per game	2.4	3.5
Winning streak	4	-
Home win streak	0	-
Attendance	0	116102
Home games-Avg/Game	0-0	11-10555
Neutral site-Avg/Game	-	0-0

Team Results

Date	Opponent		Score	Att.
12/03/2024	at Providence	L	64-83	12005
01/04/2025	at Houston	L	55-86	7035
01/11/2025	at TCU	L	67-71	4752
01/18/2025	at Utah	Lot	72-73	15558
01/21/2025	at Colorado	W	83-67	6166
02/01/2025	at UCF	W	81-75	9152
02/08/2025	at Cincinnati	L	66-84	12217
02/11/2025	at West Virginia	W	73-69	10879
02/22/2025	at Arizona	W	96-95	14688
02/26/2025	at Arizona St.	W	91-81	9383
03/04/2025	at Iowa St.	Wot2	88-85	14267



2024-25 NEUTRAL STATS

Game Records

Record	Overall	Home	Away	Neutral
ALL GAMES	5-2	0-0	0-0	5-2
CONFERENCE	0-0	0-0	0-0	0-0
NON-CONFERENCE	5-2	0-0	0-0	5-2

Score by Periods

Team	1st	2nd	OT	TOT
BYU	269	269	8	546
Opponents	249	264	19	532

Team Box Score

No.	Player				Total		3-Point		F-Throw		Rebounds												
		GP-GS	MIN	AVG	FG-FGA	FG%	3FG-3FGA	3FG%	FT-FTA	FT%	OFF	DEF	TOT	AVG	PF	DQ	A	TO	BLK	STL	PTS	AVG	
15	SAUNDERS, Richie	7-7	177:17	25.3	33-70	.471	13-33	.394	26-27	.963	10	17	27	3.9	15	0	10	6	1	7	105	15.0	
45	TRAORE, Fousseyni	7-0	123:24	17.6	26-40	.650	0-0	.000	20-21	.952	12	21	33	4.7	14	0	7	8	2	2	72	10.3	
3	DEMIN, Egor	6-6	166:60	27.8	20-54	.370	9-34	.265	10-13	.769	4	28	32	5.3	11	0	25	21	3	5	59	9.8	
21	KNELL, Trevin	7-5	138:55	19.8	23-43	.535	16-32	.500	6-6	1.000	2	6	8	1.1	11	0	8	7	0	5	68	9.7	
6	CATCHINGS, Kanon	4-3	83:01	20.8	11-26	.423	7-15	.467	3-7	.429	3	4	7	1.8	10	0	2	4	1	0	32	8.0	
13	KEITA, Keba	7-7	151:54	21.7	20-35	.571	0-0	.000	10-19	.526	19	40	59	8.4	18	0	5	4	12	4	50	7.1	
25	BAKER, Dawson	7-0	126:03	18.0	16-42	.381	7-19	.368	10-11	.909	4	17	21	3.0	14	0	13	10	0	3	49	7.0	
0	MAG, Mawot	6-4	121:35	20.3	10-21	.476	6-11	.545	4-6	.667	6	10	16	2.7	4	0	4	3	2	4	30	5.0	
5	BOSKOVIC, Mihailo	6-0	73:47	12.3	8-25	.320	7-19	.368	5-6	.833	3	11	14	2.3	5	0	2	7	1	1	28	4.7	
30	HALL, Dallin	7-3	179:33	25.7	9-31	.290	4-17	.235	8-11	.727	4	9	13	1.9	15	0	34	10	0	4	30	4.3	
1	STEWART, Trey	6-0	63:50	10.6	5-16	.313	4-12	.333	4-4	1.000	2	1	3	0.5	8	0	2	2	0	4	18	3.0	
2	CRAWFORD, Elijah	3-0	16:00	5.3	2-3	.667	1-2	.500	0-0	.000	0	0	0	0.0	2	0	0	0	0	0	5	1.7	
51	MCGREGOR, Jared	1-0	00:40	0.7	0-0	.000	0-0	.000	0-0	.000	0	0	0	0.0	0	0	0	0	0	0	0	0.0	
12	TRIPPLE, Townsend	1-0	00:40	0.7	0-0	.000	0-0	.000	0-0	.000	0	1	1	1.0	1	0	0	0	0	0	0	0.0	
4	KOZLOWSKI, Brody	1-0	00:40	0.7	0-0	.000	0-0	.000	0-0	.000	0	0	0	0.0	0	0	0	0	0	0	0	0.0	
20	TRIPLETT, Max	1-0	00:40	0.7	0-0	.000	0-0	.000	0-0	.000	0	0	0	0.0	0	0	0	0	0	0	0	0.0	
Team											13	16	29					8					
Total		7	1425		183-406	.451	74-194	.381	106-131	.809	82	181	263	37.6	128	0	112	90	22	39	546	78.0	
Opponents		7	1425		185-416	.445	70-193	.363	92-123	.748	69	155	224	32.0	126	3	80	66	22	42	532	76.0	

Team Statistics

	BYU	OPP
Scoring	546	532
Points per game	78.0	76.0
Scoring margin	+2.0	-
Field goals-att	183-406	185-416
Field goal pct	.451	.445
3 point fg-att	74-194	70-193
3-point FG pct	.381	.363
3-pt FG made per game	10.6	10.0
Free throws-att	106-131	92-123
Free throw pct	.809	.748
F-Throws made per game	15.1	13.1
Rebounds	263	224
Rebounds per game	37.6	32.0
Rebounding margin	+5.6	-
Assists	112	80
Assists per game	16.0	11.4
Turnovers	90	66
Turnovers per game	12.9	9.4
Turnover margin	-3.4	-
Assist/turnover ratio	1.2	1.2
Steals	39	42
Steals per game	5.6	6.0
Blocks	22	22
Blocks per game	3.1	3.1
Winning streak	2	-
Home win streak	0	-
Attendance	0	0
Home games-Avg/Game	0-0	0-0
Neutral site-Avg/Game	-	7-12454

Team Results

Date	Opponent		Score	Att.
11/28/2024	vs Ole Miss	Lot	85-96	4000
11/29/2024	vs NC State	W	72-61	4000
12/14/2024	vs Wyoming	W	68-49	11217
03/13/2025	vs Iowa St.	W	96-92	15336
03/14/2025	vs Houston	L	54-74	13946
03/20/2025	vs VCU	W	80-71	19291
03/22/2025	vs Wisconsin	W	91-89	19386



0  
1  
2  
3  
4  
5  
6  
7  
12



**MAWOT  
MAG**

Forward | 6-7 | Senior  
Melbourne, Australia  
Prolific Prep/Rutgers

moh-wit mag (like magazine)

	PTS	REB	AST	FG%	3FG%	FT%	MIN
SEA	5.8	2.1	0.6	.489	.391	.766	19.1
BAMA	5.3	3.3	1.3	.462	.250	1.000	14.3
NCAA	4.3	2.3	1.0	.333	.500	.667	22.3
CAR	5.6	2.8	0.7	.455	.315	.724	18.2

LAST GAME vs. No. 13 Wisconsin (March 22, 2025)

PTS	REB	AST	STL	BLK	MIN
7	1	2	1	0	27

Season-high 19 points in win at UCF... tied a career-high with three 3-pointers... spent four seasons at Rutgers... appeared in 80 games including 41 starts... scored 440 points... shooting 44.3 percent from the field, 26.3 percent from three and 70.7 percent from the free throw line... scored in double figures 17 times (12-5) including nine times during his final season in New Jersey... recorded first and only double-double against Iowa on Jan. 6, 2024... finished with 24 points and 10 rebounds against the Hawkeyes, including a career-high five offensive rebounds... born in Sudan, then moved to Melbourne, Australia at two years old...

	PTS	REB	AST	STL	BLK	MIN
Season High	19	5	5	2	(4x)	37
Career High	24	10	5	3 (3x)	2 (4x)	38



**TREY  
STEWART**

Guard | 6-2 | Senior  
American Fork, Utah  
American Fork High School

	PTS	REB	AST	FG%	3FG%	FT%	MIN
SEA	1.7	0.3	0.5	.366	.364	.750	7.4
BAMA	0.0	0.0	0.0	.000	.000	.000	0.0
NCAA	3.5	0.0	0.0	.333	.333	1.000	13.0
CAR	1.6	1.0	0.8	.327	.237	.607	8.2

LAST GAME vs. No. 13 Wisconsin (March 22, 2025)

PTS	REB	AST	STL	BLK	MIN
7	0	0	0	0	14

NABC Honors Court (2024)... Academic All-Big 12 First Team (2024)... WCC All-Academic Honorable Mention (2023)... WCC Commissioner's Honor Roll - Bronze (2022, 2023)... scored season-high eight points in win over West Virginia... knocked down career-high two 3-pointers... appeared in 26 games as a junior including first career start in season opening win over Houston Christian... also scored a career-high 10 points against the Huskies... had three or more assists four times... multiple steals in three games including career-high three in win over Denver... owner of Default Happiness... has made custom clothing for Dwayne Wade, Jordan Clarkson, Puka Nacua...

	PTS	REB	AST	STL	BLK	MIN
Season High	8	2	3	3	1 (2x)	18 (2x)
Career High	10	6	8	4	2 (5x)	23



**ELIJAH  
CRAWFORD**

Guard | 6-2 | Freshman  
Augusta, Georgia  
Brewster Academy

	PTS	REB	AST	FG%	3FG%	FT%	MIN
SEA	1.3	0.7	0.8	.346	.222	.714	5.5
BAMA	0.0	0.0	0.0	.000	.000	.000	0.0
NCAA	0.0	0.0	0.0	.000	.000	.000	0.0
CAR	1.3	0.7	0.8	.346	.222	.714	5.5

LAST GAME vs. No. 2 Houston (March 14, 2025)

PTS	REB	AST	STL	BLK	MIN
0	0	0	0	0	2

Scored a career-high five points in win over Wyoming and Cincinnati... prepped at Brewster Academy... named MaxPreps.com New Hampshire Player of the Year as a senior... ranked No. 96 in ESPN 100... four-star recruit (247Sports, On3, ESPN)... averaged 12.0 points, 4.3 assists, 3.4 rebounds and 1.6 steals per game as a senior... shot 46.0 percent from the field, 40.0 percent from three and 90.0 percent from the free throw line... helped Augusta Christian win the state title as a sophomore... 15U EYBL Peach Jam Champion...cousin, Vontage Cummings, played at Pitta and overseas...

	PTS	REB	AST	STL	BLK	MIN
Season High	5 (2x)	4 (2x)	4 (2x)	2 (2x)	0	16
Career High	5 (2x)	4 (2x)	4 (2x)	2 (2x)	0	16



**EGOR  
DEMIN**

Guard | 6-9 | Freshman  
Moscow, Russia  
Real Madrid

yay-gor di-min

	PTS	REB	AST	FG%	3FG%	FT%	MIN
SEA	10.5	3.9	5.4	.411	.281	.688	27.5
BAMA	0.0	0.0	0.0	.000	.000	.000	0.0
NCAA	13.0	6.0	5.0	.429	.385	1.000	29.0
CAR	10.5	3.9	5.4	.411	.281	.688	27.5

LAST GAME vs. No. 13 Wisconsin (March 22, 2025)

PTS	REB	AST	STL	BLK	MIN
11	8	8	1	0	27

Big 12 All-Freshman Team... Honorable Mention All-Big 12... Big 12 Newcomer of the Week (Nov. 11, Nov. 18)... one of two Big 12 freshmen to have 10+ points and 10+ assists in a season opener (Oklahoma's Trae Young)... most assists by a freshman in single season in program history...6th most assists in a single season in program history... named one of 25 impact freshman by College Hoops Today...first five-star recruit in program history (247Sports)... 22nd youngest player in NCAA Division I men's basketball... spent three years at Real Madrid... helped them win back-to-back Adidas Next Generation Tournament titles...

	PTS	REB	AST	STL	BLK	MIN
Season High	20	11	11	4 (2x)	3	37
Career High	20	11	11	4 (2x)	3	37



**BRODY  
KOZLOWSKI**

Forward | 6-8 | Freshman  
Draper, Utah  
Corner Canyon High School

cause-LOU-ski

	PTS	REB	AST	FG%	3FG%	FT%	MIN
SEA	0.9	0.4	0.0	.500	.500	1.000	3.3
BAMA	0.0	0.0	0.0	.000	.000	.000	0.0
NCAA	0.0	0.0	0.0	.000	.000	.000	0.0
CAR	0.9	0.4	0.0	.500	.500	1.000	3.3

LAST GAME vs. Cincinnati (Jan. 25, 2025)

PTS	REB	AST	STL	BLK	MIN
0	0	0	0	0	1

Scored career-high eight points in win over Florida A&M... knocked down two 3-pointers... prepped at Corner Canyon High School...valedictorian... four-star recruit (ESPN, rivals.com)... No. 94 player in ESPN 100... McDonald's All-American nominee... two-time Utah 6A Player of the Year... averaged 24.0 points and 8.6 rebounds per game as a senior... recorded four double-doubles including 29-point, 16-rebound performance against Copper Hills... averaged 16.9 points and 10.9 rebounds per game as a junior... named MaxPreps Utah Player of the Year... Adidas All-American... helped Utah Prospects win Adidas 17U... originally signed with USC prior to joining BYU...

	PTS	REB	AST	STL	BLK	MIN
Season High	8	3	0	1	0	13
Career High	8	3	0	1	0	13



**MIHAILO  
BOSKOVIC**

Forward | 6-10 | Junior  
Uzice, Serbia  
Igodea m:tel

mee-high-low bos-shko-vitch

	PTS	REB	AST	FG%	3FG%	FT%	MIN
SEA	3.7	1.8	0.4	.389	.268	.815	11.1
BAMA	0.0	0.0	0.0	.000	.000	.000	0.0
NCAA	3.0	2.0	0.0	.250	.333	.000	
CAR	3.7	1.8	0.4	.389	.268	.815	11.1

LAST GAME vs. No. 13 Wisconsin (March 22, 2025)

PTS	REB	AST	STL	BLK	MIN
3	2	0	0	0	6

Made collegiate debut in win over Central Arkansas... finished with 11 points and two blocks in 19 minutes off the bench... 2022 FIBA U20 European Champion, Division B Most Valuable Player... averaged 12.3 points, 6.6 rebounds, 2.1 assists and a block per game helping the Serbia go undefeated and claim title... joined BYU in summer after spending last season with KK Igodea m:tel in Bosnia's top league... spent two seasons at KK Dynamic of the Serbian KLS... appeared in 28 games including 26 starts in 2022-23... averaged 13.1 points, 5.9 rebounds, 1.5 blocks and 1.2 assists per game...

	PTS	REB	AST	STL	BLK	MIN
Season High	11	5 (2x)	2 (2x)	2	2	21
Career High	11	5 (2x)	2 (2x)	2	2	21



**KANON  
CATCHINGS**

Forward | 6-9 | Freshman  
Brownsburg, Indiana  
Overtime Elite

Cannon (like the camera)

	PTS	REB	AST	FG%	3FG%	FT%	MIN
SEA	7.3	2.2	0.7	.412	.355	.587	17.8
BAMA	0.0	0.0	0.0	.000	.000	.000	0.0
NCAA	0.0	0.0	0.0	.000	.000	.000	4.0
CAR	7.3	2.2	0.7	.412	.365	.587	17.8

LAST GAME vs. VCU (March 20, 2025)

PTS	REB	AST	STL	BLK	MIN
00	0	0	0	0	4

5th most 3-point field attempts... 4th most makes by freshman in program history... scored career-high 23 points in win over Baylor becoming the freshman this century to go 8-of-8 from the field with three or more 3-pointers and free throws... knocked down five 3-pointers against Ole Miss... tied for seventh-most by a freshman...four-star recruit (ESPN, 247Sports, On3)... No. 35 player in ESPN Top 100... attended Damian Lillard's Formula Zero during the summer... first player from Indiana to play for Overtime Elite... averaged 14.4 points and 5.7 rebounds per game with OTE's Cold Hearts...Mother, Tauja, played college basketball at Illinois... two-time All-American...

	PTS	REB	AST	STL	BLK	MIN
Season High	23	7	3 (3x)	3	3	32
Career High	23	7	3 (3x)	3	3	32



**KHADIM  
MBOUP**

Forward | 6-9 | Freshman  
Dakar, Senegal  
NBA Academy Africa

huh-deem mm-boop

	PTS	REB	AST	FG%	3FG%	FT%	MIN
SEA	0.0	0.0	0.0	.000	.000	.000	0.0
BAMA	0.0	0.0	0.0	.000	.000	.000	0.0
NCAA	0.0	0.0	0.0	.000	.000	.000	0.0
CAR	0.0	0.0	0.0	.000	.000	.000	0.0

Joined team in December... spent three years at Basketball Africa League (BAL)... played under current assistant coach Will Voigt... averaged 7.7 points and 5.7 rebounds per game for NBA Academy Africa in 2023 Road to BAL qualifying... ranked third in steals per game (2.5) at 2023 NBA Academy Games... also averaged 6.3 rebounds per contest...

	PTS	REB	AST	STL	BLK	MIN
Season High	0	0	0	0	0	0
Career High	0	0	0	0	0	0



**TOWNSEND  
TRIPPLE**

Forward | 6-8 | Sophomore  
Meridian, Idaho  
Rocky Mountain High School

	PTS	REB	AST	FG%	3FG%	FT%	MIN
SEA	0.0	0.4	0.0	.000	.000	.000	1.5
BAMA	0.0	0.0	0.0	.000	.000	.000	0.0
NCAA	0.0	0.0	0.0	.000	.000	.000	0.0
CAR	1.2	0.8	0.1	.500	.143	.900	3.0

LAST GAME vs. West Virginia (March 1, 2025)

PTS	REB	AST	STL	BLK	MIN
0	1	0	0	0	2

Made collegiate debut in season opener against Houston Christian... appeared in 14 of 34 games as a redshirt freshman... scored a career-high six points in win over Bellarmine... returned from two-year mission for the Church of Jesus Christ of Latter-Day Saints in Cordoba, Argentina during the summer... wore No. 24 as a true freshman in 2020-21... did not appear in a game... graduated from Rocky Mountain High School... averaged 15 points, 6.1 rebounds and 1.3 blocks as a senior... first team all-state... four-time All Academic... Eagle Scout... father, Trent, played football at Air Force... grandpa, Tony Trippe, played football at BYU...

	PTS	REB	AST	STL	BLK	MIN
Season High	0	1 (2x)	0	0	1	2 (4x)
Career High	6	3 (2x)	1	1 (3x)	1	8



\* Only includes stats/career highs from games played at NCAA Division I level



13

**KEBA  
KEITA**Forward | 6-9 | Junior  
Bamako, Mali  
Wasatch Academy/Utah

kay-BUH kay-TAH

	PTS	REB	BLK	FG%	3FG%	FT%	MIN
SEA	7.3	7.9	1.1	.669	.000	.408	20.8
BAMA	0.0	0.0	0.0	.000	.000	.000	0.0
NCAA	9.5	7.5	3.5	.700	.000	.455	22.0
CAR	6.3	5.6	1.0	.632	.000	.483	16.0
LAST GAME vs. No. 13 Wisconsin (March 22, 2025)							
PTS	REB	AST	STL	BLK	MIN		
10	6	0	2	3	24		

Highest field goal percentage in program history (min. 30 FGM)... school record nine offensive rebounds in win at No. 10 Iowa State... 2nd most offensive rebounds in a single season in program history... 4th most offensive rebounds per game... shot a program record 68.9 percent from the field in conference play... transferred from Utah... near consensus four-star recruit and Top 5 recruit in the state of Utah at Wasatch Academy... ESPN 100 recruit, No. 84... led NIBC in rebounding as a senior with 9.5 boards per game... NIBC Defensive Player of the Year... also attended American Heritage High School...

	PTS	REB	AST	STL	BLK	MIN
Season High	14	15	3 (3x)	2 (3x)	5	27 (2x)
Career High	23	15 (2x)	3 (4x)	3	5	35

15

**RICHIE  
SAUNDERS**Guard | 6-5 | Junior  
Riverton, Utah  
Wasatch Academy


saw-N-ders

	PTS	REB	AST	FG%	3FG%	FT%	MIN
SEA	16.3	4.4	1.6	.511	.431	.829	29.4
BAMA	0.0	0.0	0.0	.000	.000	.000	0.0
NCAA	15.0	4.7	2.3	.485	.364	1.000	28.7
CAR	10.5	3.6	1.2	.503	.391	.769	22.0
LAST GAME vs. No. 13 Wisconsin (March 22, 2025)							
PTS	REB	AST	STL	BLK	MIN		
25	7	1	0	0	30		

Lute Olsen Award Finalist... NABC All-District First Team... Big 12 Most Improved Player of the Year... First Team All-Big 12... Oscar Robertson National Player of the Week (Feb. 25)... 2x Big 12 Player of the Week (Feb. 24, March 2)... Rady Children's Invitational All-Tournament Team... career-high 30 points in win over Arizona State... 19th highest 3-point field goal percentage in a single season... scored in double figures 47 times, 26 of those coming in 2024-25... 16th in program history in career 3-point field goal percentage (min. 75 3FG)... married to former BYU women's basketball player Sierra Johnson... learning and speaks 4 languages...

	PTS	REB	AST	STL	BLK	MIN
Season High	30	14	5	4	3	47
Career High	30	14	5	4	3	47

20

**MAX  
TRIPLETT**Forward | 6-9 | Junior  
Huntsville, Utah  
Weber High School/Snow College

	PTS	REB	AST	FG%	3FG%	FT%	MIN
SEA	0.0	0.9	0.1	.000	.000	.000	1.6
BAMA	0.0	0.0	0.0	.000	.000	.000	0.0
NCAA	0.0	0.0	0.0	.000	.000	.000	0.0
CAR	0.0	0.9	0.1	.000	.000	.000	1.6
LAST GAME vs. West Virginia (March 1, 2025)							
PTS	REB	AST	STL	BLK	MIN		
0	1	0	0	0	2		

Made BYU debut in win over Queens... NCAA Academic All-American (2023, 2024)... All-Scenic West Second Team (2024)... Snow College Male Athlete of the Year (2024)... Scenic West Athletic Conference Player of the Week... spent two years at Snow College playing for former BYU assistant coach Andrew May... appeared in 57 games including 31 starts during time in Ephraim... averaged 9.6 points and 5.4 rebounds per game... shot 58.6 percent from the field, 25.0 percent from three and 62.9 percent from the free throw line... scored in double 27 times including seven games with 20-plus...

	PTS	REB	AST	STL	BLK	MIN
Season High	0	3	1	0	1	3
Career High	0	3	1	0	1	3

21

**TREVIN  
KNELL**Guard | 6-5 | Senior  
North Salt Lake, Utah  
Woods Cross High School

nell (like smell)

	PTS	REB	AST	FG%	3FG%	FT%	MIN
SEA	9.1	2.3	1.2	.479	.440	.732	20.2
BAMA	0.0	0.0	0.0	.000	.000	.000	0.0
NCAA	6.0	1.5	0.8	.474	.429	.000	15.0
CAR	7.3	2.2	1.0	.446	.401	.726	18.4
LAST GAME vs. No. 13 Wisconsin (March 22, 2025)							
PTS	REB	AST	STL	BLK	MIN		
14	1	2	1	0	18		

Two-time WCC All-Academic... NABC Honor Court... career-high 27 points in Big 12 opener against Cincinnati... went 9-of-14 from 3-point range... tied for the second-most 3-pointers in a single game in program history... tied for most 3-pointers in a game at the Marriott Center... 12th in program history in 3-point field goal percentage... 4th most made 3-pointers in program history... T3rd most wins in program history... 2nd most games played... 16th highest winning percentage... missed 2022-23 season due to shoulder injury... served two-year mission in Uruguay... married to Tatum Knell, who owns a bridal boutique...

	PTS	REB	AST	STL	BLK	MIN
Season High	22	10	4 (2x)	3 (2x)	1 (2x)	28
Career High	27	10	5	3 (3x)	1 (9x)	34

25

**DAWSON  
BAKER**Guard | 6-4 | Redshirt Junior  
Coto De Caza, California  
Capistrano Valley High School/UC Irvine

	PTS	REB	AST	FG%	3FG%	FT%	MIN
SEA	7.6	1.9	1.3	.459	.387	.773	16.8
BAMA	0.0	0.0	0.0	.000	.000	.000	0.0
NCAA	7.5	2.0	1.5	.571	.333	1.000	15.0
CAR	11.0	2.4	1.3	.463	.375	.788	22.7
LAST GAME vs. No. 13 Wisconsin (March 22, 2025)							
PTS	REB	AST	STL	BLK	MIN		
8	2	2	0	0	17		

Scored a season-high 22 points in win over Queens... scored over 1,000 points during three-year career at UC Irvine... appeared in 79 games including 71 starts... 2021 Big West Freshman of the Year... scored in double figures 55 times including 32 times last season... one career double-double... 17-point, 10 rebounds against Hawaii on January 19, 2023... brother, Dusty, played at Weber State... brother, Davis, played at Southern Utah earning All-Summit League honors... served mission for Church of Jesus Christ of Latter-Day Saints in Micronesia, Guam... married to Maddy Weeks in the summer of 2024...

	PTS	REB	AST	STL	BLK	MIN
Season High	22	5	5	2	0	30
Career High	33	10	6	4 (2x)	1 (8x)	36

30

**DALLIN  
HALL**Guard | 6-4 | Junior  
Plain City, Utah  
Fremont High School

DALIN

	PTS	REB	AST	FG%	3FG%	FT%	MIN
SEA	6.9	2.2	4.2	.417	.364	.672	24.9
BAMA	0.0	0.0	0.0	.000	.000	.000	0.0
NCAA	5.7	0.7	5.3	.385	.250	.750	26.7
CAR	7.8	2.5	4.2	.417	.363	.643	24.9
LAST GAME vs. No. 13 Wisconsin (March 22, 2025)							
PTS	REB	AST	STL	BLK	MIN		
0	2	6	0	0	21		

All-Big 12 Honorable Mention... ranks 6th in program history in career assists per game... ranks 2nd in career assist-to-turnover ratio... 10th most assists in program history... one of 15 players in nation with 12:1 assist-to-turnover ratio in a game in 2023-24... scored in double figures 27 times including career-high 23 against Saint Mary's... WCC All-Freshman Team... 6th most assist by freshman in program history... was first freshman to lead team in assists since Matt Carlino in 2011-12... 18th most assist in the nation among freshman... Utah Gatorade Player of the Year as a senior...

	PTS	REB	AST	STL	BLK	MIN
Season High	22	5 (3x)	8	3	1 (2x)	34
Career High	23	7	12	4	1 (5x)	36 (2x)

45

**FOUSSEYNI  
TRAORE**Forward | 6-6 | Senior  
Bamako, Mali  
Wasatch Academy

foo-sen-ee try-or-eh

	PTS	REB	BLK	FG%	3FG%	FT%	MIN
SEA	8.7	5.4	0.4	.625	.250	.816	17.5
BAMA	0.0	0.0	0.0	.000	.000	.000	0.0
NCAA	10.0	6.0	0.7	.478	.000	.800	19.3
CAR	10.5	6.8	0.8	.610	.313	.757	21.2
LAST GAME vs. No. 13 Wisconsin (March 22, 2025)							
PTS	REB	AST	STL	BLK	MIN		
6	5	0	0	1	16		

7-foot-2 wingspan... All-Big 12 Honorable Mention... career-high 29 points in win over Idaho... went Marriott Center record 11-of-12 from the field... WCC 2nd team all-conference... WCC all-academic... 2022-23 CSC academic all-district... Program record holder in career field goal percentage all-time and conference play... scored in double figures 65 times... scored 20-plus eight times... BYU is 16-5 when he records a double-double... led BYU in rebounding 57 times... 27 games with 10 or more rebounds... Fous Foundation is currently building an all sports court in Mali...

	PTS	REB	AST	STL	BLK	MIN
Season High	29	12	5 (2x)	2 (2x)	2 (2x)	25
Career High	29	19	5 (5x)	3 (2x)	4	37

51

**JARED  
MCGREGOR**Guard | 6-3 | Junior  
Saratoga Springs, Utah  
Westlake High School

	PTS	REB	AST	FG%	3FG%	FT%	MIN
SEA	1.0	0.0	0.3	.333	.333	.000	1.5
BAMA	0.0	0.0	0.0	.000	.000	.000	0.0
NCAA	0.0	0.0	0.0	.000	.000	.000	0.0
CAR	0.8	0.1	0.1	.333	.385	.500	1.6
LAST GAME vs. Florida A&M (Dec. 20, 2024)							
PTS	REB	AST	STL	BLK	MIN		
4	0	0	0	0	2		

2-of-6 from 3-point range in 2023-24... appeared in career-high 10 games in 2023-24... made first collegiate 3-pointer in BYU's win over Western Oregon... spent the 2021-22 season as a manager... second Team All-Region honors as a senior at Westlake High School... Played in Utah 6A All-Star Game... Holds multiple school records... his late father, Mark, was an All-American swimmer at BYU... served a mission for the Church of Jesus Christ of Latter-Day Saints in Spokane, Wash... has traveled to China (2x), Australia and Mali... enjoys snowmobiling...

	PTS	REB	AST	STL	BLK	MIN
Season High	4	0	1	0	0	2 (3x)
Career High	6	2	1 (2x)	0	0	3 (2x)

HC

**KEVIN  
YOUNG**1st Season at BYU  
Atlanta, Georgia  
Clayton State, 2004

	GAMES	W	L	HOME	AWAY	NEUTRAL
BAMA	0	0	0	0-0	0-0	0-0
NCAA	2	2	0	0-0	0-0	2-0
BIG 12	20	14	6	8-2	6-4	0-0
NON-CONF	15	12	3	7-0	0-1	5-2
CAR	35	26	9	15-2	6-5	5-2

Finalist for Joe B. Hall Award... Most home wins by a first-year head coach in program history... 10th head coach in program history to win first game in charge... largest margin of victory among those coaches (33 points)... fourth-fastest head coach to win 10 games... named the 19th head coach in BYU men's basketball program history on April 16, 2024... no stranger to the highest level of basketball, Young was one of the most sought after assistants in the latest NBA hiring cycle before choosing to come to BYU... prior to returning to the college game for the first time since working under Dick Hunsaker at Utah Valley, Young was on staff for the Phoenix Suns for four years including the last three as an associate head coach... He helped the organization reach the playoffs every year including a run to the NBA Finals in 2020-21... Young was pulling double duty in the spring of 2024 as he was still helping the Suns during their run in the NBA Playoffs while putting together a coaching staff and recruiting... Born in Salt Lake City, Utah, Young grew up in Marietta, Georgia attending Sprayberry High School... Young is married to Melissa (Bailey) Young and they have two sons and a daughter...

\* Only includes stats/career highs from games played at NCAA Division I level

