

BYU WOMEN'S SOCCER ALMANAC





The 2025 BYU Women's Soccer Almanac has been designed to provide local, regional and national media with useful information about the BYU soccer program, its history and tradition. This media guide includes information on the current 2025 Women's Soccer Team along with past teams and players who have received conference, regional and national recognition. Additional information is available online via byucougars.com. Should you require additional information, such as photographs, video or additional almanacs, please contact BYU Women's Soccer Director of Communications, Brenna Seeman, at brenna_seeman@byu.edu. We appreciate your coverage of BYU women's soccer and look forward to working with you this season.



Go Cougs!

TABLE OF CONTENTS

INTRODUCTION

Cover Page.....	1
Media Guide Information	2
Table of Contents.....	3
BYU Quick Facts	4

MEET THE 2025 TEAM

Season Preview.....	6
2025 Schedule.....	8
2025 Numerical Roster.....	9
2025 Roster Breakdown.....	10
Missionary Tradition.....	11
Summer Camps.....	13
Head Coach Jennifer Rockwood.....	15
Assistant Coaches.....	17
Soccer Support Staff	20

THE UNIVERSITY

Athletic Administration	23
Mission and Aims of BYU	25
History and Demographics	26
South Field	27
Soccer Facilities	28

OPPONENT INFORMATION

All-Time Series Records.....	30
BYU vs. Ranked Opponents.....	31
2024 Opponent Information.....	33
Series vs. 2025 Opponents	36

BYU WOMEN'S SOCCER HISTORY

Cougar Winning Tradition.....	37
The Rockwood Legacy.....	38
Conference Success	39
Conference Tournament Results.....	40
Conference Championship Teams	41
All-Time Season Results	43
NCAA Tournament History.....	49
Cougs in the Pros.....	50
Cougs Representing Their Country	54

ALL-TIME HONORS

All-Americans	55
Academic All-Americans.....	56

BYU SOCCER RECORDS

Individual Career Records.....	58
Individual Season Records.....	60
Individual Game Records	62
Individual Freshman Season Records.....	63
Individual Freshman Game Records.....	64

Team Season Records	65
Team Single Game Records.....	67
South Field Records	68
All-Time Player Career Statistics.....	69
All-Time Overtime Games	74
Year-By-Year Attendance	76
Year-By-Year Statistics	77
Year-By-Year Leaders	78
Individual Leaders	79
Week-By-Week Ranking History	80
BYU as a Ranked Team	84

2024 SEASON REVIEW

Season Review.....	86
Final 2024 Statistics	89
Individual Statistics - All Games	90
2024 Game Results.....	94
Combined BYU Statistics	95
Individual Statistics - Conference Games	96
BYU Game Highs	98
Opponent Game Highs.....	99
BYU Game Lows	100
Opponent Game Lows.....	101
Individual Game Highs	102
Individual Game-by-Game Stats	105
Individual Player Game Highs - All Games.....	133
Game-by-Game Goals-Assists-Points.....	138
Team Game-by-Game Stats.....	140
Opponent Game-by-Game Stats.....	142
Category Leaders.....	144
Team Game-by-Game Comparison.....	145
Team Conduct Fouls.....	146



Go Cougs!

QUICK FACTS

UNIVERSITY INFORMATION

Location	Provo, Utah
Founded	1875
Enrollment	35,743
Affiliation	The Church of Jesus Christ of Latter-day Saints
President	Shane Reese
Director of Athletics.....	Brian Santiago
Deputy AD	Casey Stauffer
Associate AD (Comms)	Jon McBride
National Affiliation	NCAA Division I
Conference	Big 12
Nickname.....	Cougars
School Colors	Blue and White
Home Field (Capacity).....	South Field (4200)
Surface	Natural Grass

TEAM INFORMATION

2024 Overall Record.....	9-7-5
2024 Big 12 Record (Finish).....	6-2-3 (4th)
2024 NCAA Tournament Finish	First Round
NCAA College Cup Appearances	2 (2021, 2023)
Starters R/L	10/1
Newcomers.....	9
Returning Missionaries	2
2025 Transfers.....	1
2025 Captains	Avery Frischknecht, Ellie Walbruch
Freshmen	9
Sophomores	9
Juniors	10
Seniors	2

COACHING & SUPPORT STAFF

Head Coach.....	Jennifer Rockwood
Career Record (Years)	464-136-62 (30)
BYU Record (Years)	464-136-62 (30)
Assoc. Head Coach.....	Brent Anderson
Assistant Coach.....	Steve Magleby
Assistant Coach.....	Tasha Bell
Director of Operations	Rachel Jorgensen
Athletic Trainer.....	Diana Clark

ATHLETIC COMMUNICATION

Sport Administrator	Casey Stauffer
Sports Information Director.....	Brenna Seeman
Social Media Strategist.....	Taylor Gillis
Videographer	Kade Carroll
Mailing address	331 SAB Provo, Utah 84602
Shipping address.....	331 SAB Provo, Utah 84602
Athletic Department Website	byucougars.com

PROGRAM HISTORY

First Year	1995
All-Time Record	464-136-62
Conference Titles.....	17
NCAA Berths	25
Best NCAA Finish.....	College Cup Final (2021)
All-Americans	22
MAC Hermann Trophy Nominees.....	8



Go Cougs!

MEET YOUR 2025 COUGARS



2025 SEASON PREVIEW

BYU women's soccer enters its third year in the Big 12 Conference, returning a full starting lineup from their young 2024 squad, under the direction of head coach Jennifer Rockwood in her 31st season at the helm of the program.

The Cougars welcome home two missionaries from the 2023 season, Izzi Stratton and Camryn Jorgensen. Nine freshmen also join the Cougs: Tianna Hunsaker, Sarah Mathis, Afton Perry, Mia Goettsche, Sophie Sivulich, Kate Denney, Cassidy Drago, Kyleigh Hastings and Mia Lopez.

In 2024, Rockwood led BYU to the first round of the NCAA tournament and an overall record of 9-7-5. The Cougars went 6-2-3 in the Big 12 Conference, making it to the Semifinal for the Big 12 Soccer Championship.

BYU's 2025 captains will be Avery Frischknecht, who started every game last season in the center back position, and Ellie Walbruch who will return to the pitch after an ACL injury kept her on the sidelines during the 2024 season.

BYU will play 11 conference matches over a seven-week period, spanning from mid-September through late-October. Along with the Big 12 slate, the Cougars will also be playing in six non-conference games.

Prior to beginning non-conference play, the Cougars will open the 2025 season with a Blue-White game on South Field (Aug. 2), and two exhibition games held at home against SUU on Aug. 6 and Utah Tech on Aug. 9.

BYU's non-conference schedule will consist of five home games and one away contest. The Cougars will face four non-conference opponents who finished the 2024 season ranked top-25 nationally. BYU will open its non-conference schedule with a lone road match at No. 17 Minnesota (Aug. 14) before hosting five games in a row at South Field. BYU will welcome No. 18 UCLA (Aug. 23), No. 25 Auburn (Aug. 29), No. 9 Arkansas (Sept. 2), Utah State (Sept. 6) and UVU (Sept. 12) to Provo.

The Cougars will open their Big 12 schedule facing Arizona State on Saturday, Sept. 20. BYU will then host West Virginia (Sept. 24) and Cincinnati (Sept. 27) before playing three road games at Houston (Oct. 2), Oklahoma State (Oct. 6) and Baylor (Oct. 10).

The Cougars return to South Field for their final three home matches of the regular season against Arizona (Oct. 16), Colorado (Oct. 20) and Kansas (Oct. 23).

BYU will end its 2025 regular season campaign on the road at UCF (Oct. 27) and up the road at in-state rival Utah (Oct. 30).

Following the conclusion of the 2025 regular season, the Cougars will compete in the Big 12 Soccer Championship, beginning Monday, Nov. 3 in Fort Worth, Texas hosted by TCU. The final game of the championship will be played on Saturday, Nov. 8 at Baylor in Waco, Texas. The NCAA Tournament bracket will be announced in November.



Go Cougs!

2025 SEASON PREVIEW



All-Time Series vs. 2025 Big 12 Opponents

Arizona State

- BYU leads the all-time series, 4-1
- Last meeting: Sept. 12, 2024 (W, 1-0)

West Virginia

- BYU leads the all-time series, 1-0
- Last meeting: Aug. 31, 2009 (W, 1-0)

Cincinnati

- The series is tied, 0-0-1
- Last meeting: Sept. 28, 2023 (T, 1-1)

Houston

- BYU leads the all-time series, 1-0
- Last meeting: Oct. 21, 2024 (W, 3-0)

Oklahoma State

- BYU leads the all-time series, 3-1-1
- Last meeting: Nov. 2, 2024 (W, 5-0)

Baylor

- BYU leads the all-time series, 2-1-1
- Last meeting: Oct. 17, 2024 (T, 3-3)

Arizona

- BYU leads the all-time series, 11-3
- Last meeting: Oct. 4, 2024 (L, 1-2)

Colorado

- BYU leads the all-time series, 4-3-2
- Last meeting: Aug. 29, 2022 (T, 2-2)

Kansas

- BYU leads the all-time series, 4-1-1
- Last meeting: Oct. 10, 2024 (T, 2-2)

UCF

- BYU leads the all-time series, 1-0
- Last meeting: Oct. 23, 2024 (W, 3-2)

Utah

- BYU leads the all-time series, 27-7-3
- Last meeting: Sept. 23, 2024 (W, 2-1)



Go Cougs!

2025 SCHEDULE

2025 Women's Soccer Schedule

DATE	OPPONENT	LOCATION	STADIUM
8/2	Blue/White*	Provo, Utah	South Field
8/6	SUU*	Provo, Utah	South Field
8/9	Utah Tech*	Provo, Utah	South Field
8/14	Minnesota	Minneapolis, Minnesota	Elizabeth Lyle Robbie Stadium
8/18	Cal Poly	San Luis Obispo, Calif.	Mustang Memorial Field
8/23	UCLA*	Provo, Utah	South Field
8/29	Auburn*	Provo, Utah	South Field
9/2	Arkansas*	Provo, Utah	South Field
9/6	Utah State*	Provo, Utah	South Field
9/12	UVU*	Provo, Utah	South Field
9/20	Arizona State^	Tempe, Arizona	Sun Devil Soccer/Lacrosse Stadium
9/24	West Virginia*^	Provo, Utah	South Field
9/27	Cincinnati*^	Provo, Utah	South Field
10/2	Houston^	Houston, Texas	Lewis International Complex
10/6	Oklahoma State^	Stillwater, Oklahoma	Neal Patterson Stadium
10/10	Baylor^	Waco, Texas	Betty Lou Mays Soccer Field
10/16	Arizona*^	Provo, Utah	South Field
10/20	Colorado*^	Provo, Utah	South Field
10/23	Kansas*^	Provo, Utah	South Field
10/27	UCF^	Orlando, Florida	UCF Soccer and Track Complex
10/30	Utah^	Salt Lake City, Utah	Ute Field
11/3-11/8	Big 12 Tournament	Fort Worth, Texas	Garvey-Rosenthal Soccer Stadium

*indicates a home game

^indicates a Big 12 conference matchup



Go Cougs!

2025 NUMERICAL ROSTER

No.	Name	Pos.	Ht.	Yr.	Hometown (Previous School)
0	Eva Chenn	GK	5-10	SO	Highland, Utah (Long Peak High School)
00	Chelsea Peterson	GK	5-8	JR	Orem, Utah (Utah)
1	Paiton Collins	GK	5-10	SO	Mapleton, Utah (Maple Mountain High School)
2	Halle Dixon	F/MF	5-2	JR	Carlsbad, Calif. (Carlsbad High School)
3	Ella Rustand	D	5-7	JR	Tucson, Ariz. (Sabino High School)
4	Avery Frischknecht	D	5-10	JR	Mapleton, Utah (Springville High School)
5	Ella Labrum	F/MF	5-6	SO	Draper, Utah (Alta High School)
7	Addie Gardner-Olson	F/MF	5-7	JR	Highland, Utah (American Fork High School)
8	Mika Krommenhoek	MF	5-8	SO	Mapleton, Utah (Maple Mountain High School)
9	Emma Neff	D/MF	5-5	JR	Salt Lake City, Utah (Olympus High School)
10	Sophie Sivilich	F/MF	5-3	FR	South Weber, Utah (Northridge High School)
11	Kate Denney	MF	5-8	FR	Alpine, Utah (Lone Peak High School)
12	Afton Perry	MF	5-6	FR	Saratoga Springs, Utah (Westlake High School)
13	Ellie Ford	F/MF	5-8	JR	Provo, Utah (Timpview High School)
14	Emma Hamberlin	F/MF	5-8	SO	Vienna, Va. (James Madison High School)
15	Ellie Walbruch	F/MF	5-10	JR	Highland, Utah (UCLA)
16	Abbi Sine	D	5-3	SO	Coppell, Texas (Allegiance Academy)
18	Kyleigh Hastings	F	5-10	FR	Smithfield, Utah (Green Canyon High School)
19	Mia Lopez	MF	5-4	FR	Logan, Utah (Logan High School)
20	Presley Freeman	D	5-7	SO	Atlanta, Ga. (West Forsyth High School)
21	Mia Goettsche	D/MF	5-8	FR	Eastvale, Calif. (Eleanor Roosevelt High School)
22	Camryn Jorgensen	D	5-5	SO	Highland, Utah (Lone Peak High School)
23	Allie Fryer	F	5-7	SR	Spanish Fork, Utah (Maple Mountain High School)
24	Izzi Stratton	D	6-0	JR	Alpine, Utah (American Heritage High School)
25	Tianna Hunsaker	F/MF	5-9	FR	Henderson, Nev. (Foothill High School)
27	Cassidy Drago	F/MF	5-8	FR	Winchester, Calif. (Temecula Valley High School)
30	Mattyn Summers-Oviatt	D	5-6	JR	Saratoga Springs, Utah (St. Louis University)
32	Sarah Mathis	GK	5-6	FR	American Fork, Utah (American Fork High School)
33	Lucy Kesler	MF	5-7	SO	American Fork, Utah (American Fork High School)
44	Mackenzie Vance	F/MF	5-7	SR	Bluffton, South Carolina (UCLA)

COACHING STAFF

Head Coach: Jennifer Rockwood
Associate Head Coach: Brent Anderson
Assistant Coach: Steve Magleby
Assistant Coach: Tasha Bell
Strength & Conditioning Coach: Turreal Moore

SUPPORT STAFF

Director of Operations: Rachel Jorgensen
Athletic Trainer: Diana Clark
Office Manager: Geni Tausinga
Communications Director: Brenna Seeman

PRONUNCIATION GUIDE

EVA Chenn = EE-vuh
 HALLE Dixon = HAL-lee
 ELLA RUSTAND = RUH-stand
 AVERY FRISHKNECT = FRISH-nect
 ELLA LABRUM = LAY-brum
 MIKA KROMMENHOEK = MIKE-uh CHROME-en-hook
 SOPHIE SIVULICH = si-VOO-litch
 ELLIE WALBRUCH = WALL-brook
 ABBI SINE = sign
 KYLEIGH Hastings = KAI-lee
 MIA GOETTSCHE = geh-CHEE
 CAMRYN JORGENSEN = JOR-gen-sen
 TIANNA Hunsaker = tee-AH-na HUN-say-ker
 CASSIDY DRAGO = DRAW-go
 MATTYN Summers-OVIATT = MADDEN summers-OH-vee it
 SARAH MATHIS = MATH-iss
 MACKENZEE Vance = MIH-kenzie



Go Cougs!

2025 ROSTER BREAKDOWN**LINEUP BREAKDOWN****STARTERS RETURNING**

No.	Name	Pos.	Yr.
3	Ella Rustand	D	JR
4	Avery Frischknecht	D	JR
8	Mika Krommenhoek	MF	SO
20	Presley Freeman	D	SO
27	Mattyn Summers	D	JR
33	Lucy Kesler	MF	SO
44	Mackenzee Vance	F	SR

OTHER LETTERMEN RETURNING

No.	Name	Pos.	Yr.
5	Ella Labrum	MF	SO
6	Tylie Pratt	D	SO
9	Emma Neff	D	JR
14	Emma Hamberlin	F/MF	SO
15	Ellie Walbruch	F	JR
16	Abbi Sine	D	SO
19	Halle Dixon	MF	SO
22	Camryn Jorgensen	D	SO
24	Izzi Stratton	D	SO

NEWCOMERS

No.	Name	Pos.	Yr
00	Chelsea Peterson	GK	JR
0	Eva Chenn	GK	SO
10	Sophie Sivulich	F/MF	FR
11	Kate Denney	MF	FR
12	Afton Perry	MF	FR
18	Kyleigh Hastings	F/MF	FR
19	Mia Lopez	MF	FR
21	Mia Goettsche	F/MF	FR
25	Tianna Hunsaker	F/MF	FR
27	Cassidy Drago	F/MF	FR
32	Sarah Mathis	GK	FR

RETURNING STATISTICAL LEADERS

Minutes	Avery Frischknecht	1800
Goals	Mackenzee Vance	5
Shots	Mackenzee Vance	44
Assists	Mika Krommenhoek	4
Points	Mackenzee Vance	15

**Addie Gardner and Allie Fryer are returning starters, but will be out this season due to injury*

RETURNING PRODUCTION**POINTS**

Mackenzee Vance	15
Mika Krommenhoek	10
Avery Frischknecht	8
Addie Gardner	5
Lucy Kesler	5
Halle Dixon	2
Ella Labrum	2
Emma Hamberlin	2
Presley Freeman	2
Ella Rustand	1

GOALS

Mackenzee Vance	7
Avery Frischknecht	4
Mika Krommenhoek	3
Addie Gardner	1
Lucy Kesler	1
Halle Dixon	1
Ella Labrum	1

ASSISTS

Mika Krommenhoek	4
Addie Gardner	3
Lucy Kesler	3
Emma Hamberlin	2
Presley Freeman	2
Mackenzee Vance	1
Ella Rustand	1

**Allie Fryer would lead many statistical categories, but is out this season due to injury*



Go Cougs!

MISSIONARY TRADITION

GO FORTH TO SERVE

Brigham Young University is owned and operated by The Church of Jesus Christ of Latter-day Saints and the missionary program is one of its most recognized characteristics. Latter-day Saint missionaries can be seen on the streets of hundreds of major cities in the world as well as in thousands of smaller communities.

The missionary effort is based on the New Testament pattern of missionaries serving in pairs, teaching the gospel and baptizing believers in the name of Jesus Christ (see, for example, the work of Peter and John in the book of Acts).

More than 74,000 full-time missionaries are serving missions for The Church of Jesus Christ of Latter-day Saints. Most missionaries are young people under the age of 25, serving in 407 missions throughout the world. Single men serve missions for two years and single women serve missions for 18 months.

Missionary work is voluntary. Missionaries fund their own missions — except for their transportation to and from their field of labor — and are not paid for their services. Missionaries avoid entertainment, parties or other activities common to this age-group as long as they are on their missions, so they can focus entirely on the work of serving and of teaching others the gospel of Jesus Christ.

The Church of Jesus Christ of Latter-day Saints was officially organized on April 6, 1830 with six members. Today, congregations of the Church total over 16 million members, and it is one of the fastest growing religions in the world and one of the largest Christian churches in the United States.

The Church of Jesus Christ of Latter-day Saints is Christian, but is neither Catholic nor Protestant. Rather, it is a restoration of the original church established by Jesus Christ. For more information on the beliefs of the Church of Jesus Christ of Latter-day Saints, visit www.ChurchofJesusChrist.org.

The BYU women's soccer team is unique in that it currently has six players on the team who have served full-time missions. The women's soccer team has the most returned missionaries among all the women's athletic programs at BYU.



Go Cougs!

MISSIONARY TRADITION

RETURNED MISSIONARIES

Addie Gardner-Olson: Cape Verde, Praia Mission (Portuguese)

Mattyn Summers-Oviatt: Puebla, Mexico North Mission (Spanish)

Izzi Stratton: New Mexico, Farmington Mission (English)

Camryn Jorgensen: Iowa, Iowa City Mission (English)

Chelsea Peterson: England, Manchester Mission (English)

Eva Chenn: Spain, Madrid South Mission (Spanish)



Go Cougs!

SUMMER CAMPS

The BYU women's soccer program hosts one of the largest soccer camps in the country every summer alongside the BYU men's soccer program. These camps include half-day mini cubs camps for ages 5-7, cubs camps for ages 7-12 and overnight camps for ages 12-18.

These camps are headed by BYU women's soccer head coach Jennifer Rockwood and men's head coach Brandon Gilliam along with their staff, players and former BYU soccer standouts from nationally ranked programs.

These camps are intended for kids of all ages and skillsets, ranging from those just beginning competition to those who have had a high level of experience (premier club level and ODP). Campers are grouped together by age, ability and gender.

Proved to be a valuable scouting and recruiting tool for BYU head coaches, many campers also attend to showcase their abilities in the hopes of someday earning a spot on a BYU soccer team roster. Many girls on the current roster attended the BYU soccer camps as kids and teenagers and now help coach at the camps every summer.

Camp Benefits:

- Receive personal instruction from BYU's head coaches
- Receive training in technical and tactical aspects of the game
- Increase knowledge of offensive attacking
- Gain insight from current and former BYU soccer players
- Train and compete at your specific skill level
- Receive valuable feedback from coaches
- Enjoy social and spiritual opportunities

2025 Soccer Camps by the Numbers:

- Number of Camps: 12
- Mini Cubs (1 camp, ages 5-7): 179
- Cubs (3 camps, ages 7-12): 914
- Total Cubs: 1093
- Boys Soccer (4 camps, ages 10-18): 1107
- Girls Soccer (4 camps, ages 10-18): 1184
- Total: 2291
- Total Girls (including Cubs): 1706
- Total Boys (including Cubs): 1678
- **Total Soccer Campers: 3384**

Soccer campers camp from...

- 8 different countries (USA, UK, UAE, Saudi Arabia, Mexico, China, Canada, Albania)
- 45 different US states (Plus Guam, so 45 + a territory)

COACHING STAFF



Go Cougs!

HEAD COACH JENNIFER ROCKWOOD



JENNIFER ROCKWOOD

HEAD COACH

31st YEAR AT BYU

Career Record: 464-136-62

BYU '89

As the only BYU women's soccer head coach in program history, Jennifer Rockwood has established herself as one of the premier coaches in Division I soccer today. With an overall career record of 464-136-62 in her 30 years at the helm of the program, Rockwood has accomplished great things and coached remarkable players.

Before transitioning to a Division I program, Rockwood led the BYU women's soccer club team for seven years, amassing an overall record of 128-25-9. In the final two years as a club team, Rockwood took her teams to the Western National Collegiate Club Soccer Association title and placed second in the NCCSA National Championships.

As a player, Rockwood spent one year at Rick's College on a basketball scholarship before transferring to BYU where she became a four-year starter at center midfield on the Cougars' club soccer team. Rockwood has also coached youth

club programs, high school teams and the Utah Olympic Development Program.

During her tenure at BYU, Rockwood has accomplished several major feats. She has taken the Cougars to 25 NCAA tournament appearances, including nine third rounds ("Sweet Sixteens"), five quarterfinals ("Elite Eights"), and two College Cup appearances. Her 2021 team made it to the National Championship game for the first and only time in program history, falling to Florida State in penalty kicks. The Cougs went to the Semi Final game in 2023, falling to Stanford.

The Lake Oswego, Oregon native is ninth in the NCAA Division I soccer for most **all-time** wins and fifth for most wins amongst **active** coaches. She has the most wins amongst **active female** head coaches with 464. She is the third coach to start an NCAA Division I program and win 300 games there. Rockwood is also the sixth NCAA coach to win 300 games at one school.

As head coach at BYU, Rockwood has led her team to seven Mountain West Conference Tournament Championships, six MWC regular-season titles and nine West Coast Conference championships.

In BYU's first year in the Big 12 conference, Rockwood led her team to the championship game of the Sprouts Farmers Market Big 12 Tournament.

Rockwood has been recognized by three conferences for her prestige as a collegiate coach, earning WAC Coach of the Year in 1996, MWC Coach of the Year in 2000 and 2008, and earning the WCC recognition for Coach of the Year four times during her tenure (2012, 2014, 2018, 2019).

Rockwood has also earned the title of West Region Coach of the Year in both 1996 and 2012. Her staff was recognized in 2019 for their incredible achievements, earning the honor of United Soccer Coaches Regional Staff of the Year.

The Governor's State of Sports Awards also named Rockwood the 2016 Women's Coach of the Year after an 18-3-1 final season record. The Cougars were also recognized as the Team of the Year following the 2023 season.

After taking her team to BYU's first-ever NCAA College Cup finals, Rockwood and staff were named the 2021 NCAA DI Women's Staff of the Year by the United Soccer Coaches.

Rockwood has coached 28 winning seasons at BYU, and has ended the season ranked in the top 25 18 times, with six top-10 rankings and four top-five rankings. She has coached 22 All-Americans, three of which were on the 2023 roster (Brecken Mozingo, Olivia Katoa, Laveni Vaka).

Eight MAC Hermann Trophy candidates, six MAC Hermann Trophy semifinalists and three finalists have played for Coach Rockwood at BYU. She has seen nineteen former players go professional, and nine players who have played U-20 or higher on the United States Women's National Team.

Currently, there are 11 former Cougs playing professional soccer. Ashley Hatch, Mikayla Cluff, Nadia Gomes, Michele Vasconcelos, Jamie Shepherd, Brecken Mozingo, Olivia Katoa and Olivia Griffiths are all playing in the NWSL. Rachel McCarthy, Cameron Tucker and Laveni Vaka are playing in the USL Super League. Hatch has also played with the USWNT for several tournaments dating back to 2016. She is the first former Cougar to earn the NWSL Golden Boot award, receiving recognition in 2021 after finishing her regular season with 10 goals.



Go Cougs!

HEAD COACH JENNIFER ROCKWOOD

Year-by-Year under Coach Rockwood

Year	Record	NCAA Tournament
1995	11-8-1	N/A
1996	22-1#	N/A
1997	19-4	NCAA First Round
1998	20-5	NCAA Third Round
1999	21-4^\$	NCAA Second Round
2000	19-4-1^\$	NCAA Third Round
2001	14-7-1^\$	NCAA Second Round
2002	16-6^\$	NCAA First Round
2003	16-7-3	NCAA Quarterfinal
2004	7-10-4	N/A
2005	15-2-4	NCAA First Round
2006	13-3-4	NCAA First Round
2007	17-4-2\$	NCAA First Round
2008	18-5-1^\$	NCAA Second Round
2009	18-4-2^	NCAA Second Round
2010	16-3-3\$	NCAA First Round
2011	11-5-3	N/A
2012	20-2-2*	NCAA Quarterfinal
2013	15-5-1*	NCAA Second Round
2014	13-5-3*	NCAA First Round
2015	16-3-2*	NCAA Second Round
2016	18-3-1*	NCAA Third Round
2017	7-8-4	N/A
2018	13-5-1*	NCAA First Round
2019	21-1-1*	NCAA Quarterfinal
2020-21	11-4-1	NCAA Second Round
2021	17-5-2*	NCAA Final
2022	11-3-7	NCAA Third Round
2023	20-3-3	NCAA Semi Final
2024	9-7-5	NCAA First Round

WAC Championship
 \$ MWC Tournament Champs
 ^ MWC Season Title
 * WCC Championship



NCAA Rankings (Div. I head coaches, minimum five seasons at a Div. I institution):

- Third in active win percentage (.748)
- Fifth in active wins (464)
- Seventh in all-time win percentage
- Ninth in all-time wins
- One of 10 active head coaches with 400+ career wins
- One of 19 head coaches all-time with 400+ wins
- One of only three active head coaches with 400+ wins while coaching for only one school
- One of only seven all-time with 400+ wins while coaching for only one school
- One of 24 active coaches with 30+ seasons as head coach
- One of six active head coaches with 30+ seasons as head coach at the same school
- Tied for the 3rd-longest Div. I tenure among active female head coaches (tied for 4th-longest tenure among female Div. I head coaches all-time)



Go Cougs!

ASSOC. HEAD COACH BRENT ANDERSON



**BRENT
ANDERSON**
ASSOCIATE HEAD COACH
9TH YEAR AT BYU
Utah State '97

Brent Anderson first joined the BYU women's soccer coaching staff in 2017 as an assistant coach. In the summer of 2023, he was promoted to associate head coach.

Along with Rockwood, Anderson has coached the Cougars to six NCAA tournament appearances, including their first-ever NCAA National Championship appearance in 2021. The Cougars have earned six top-25 finishes since Anderson joined the program.

Since joining Rockwood's staff in 2017, Anderson has coached eight All-Americans and three Academic All-Americans. He has also coached five MAC Hermann Trophy candidates, three semifinalists and two finalists.

Anderson was at BYU when the women's soccer staff earned the honors of 2019 United Soccer Coaches Regional Staff of the Year and 2021 NCAA DI United Soccer Coaches Women's Staff of the Year.

Before joining Rockwood's staff, Anderson was the longest tenured head coach for the UVU women's soccer team. In his 11 seasons with the Wolverines, Anderson compiled an impressive 110-100-14 record.

Anderson led his team at UVU to the program's first NCAA tournament appearance in 2015. He guided the Wolverines to a then-record 13 wins in 2014. Anderson is the one-and-only recipient of the Great West Conference Coach of the Year award, garnering the honor in each of the four years that the league existed.

Prior to his coaching career, Anderson played club soccer at Utah State for four years. He was a four-year starter and team captain in 1996 and 1997 as a goalkeeper. Anderson was named First-Team All-Region National College Soccer Association (NCSA) in 1997. In the NCSA, he played against teams such as Arizona, Michigan, Tennessee and Kansas State. As team captain, he led the Utah State club team to the NCSA Final Four in 1997.

After finishing his playing career, Anderson started the Cadence Soccer Shop in Cache Valley. He ran clinics and held leagues with the business from 1996 to 2000. In 1998, Anderson opened Ultimate Sports, an Indoor Soccer Facility located in Hyde Park, Utah. He worked as the director of operations, the director of player development and the head coach of several club teams while running the business. The facility also included other recreational activities including a rock-climbing wall.

Anderson currently owns and operates Bullnose Products, which carries specialty fishing items, with his wife, Kathy

Anderson is a native of Logan, Utah. He graduated from Mountain Crest High School in 1989. He played soccer all four years. In his senior year he was named to the All-Region team. When Anderson is not coaching soccer he enjoys spending time with his family, snowboarding, skateboarding and playing indoor soccer with his family and friends. Anderson also collects OG and reissued skateboards from the 80's.

Anderson and his wife Kathy have four kids: Tennessee, Easton, Kaiya, and Ever.



Go Cougs!

ASSISTANT COACH STEVE MAGLEBY



**STEVE
MAGLEBY**
ASSISTANT COACH
8TH YEAR AT BYU
BYU '09

Steve Magleby joined Rockwood's staff in 2018 as an assistant coach. Since coming to BYU, Magleby has helped coach the Cougars to six NCAA tournament appearances, including their first-ever NCAA National Championship appearance in 2021. The Cougars have earned six top-25 finishes since he joined the program.

Magleby has helped coach eight All-Americans and three Academic All-Americans. He has also coached five MAC Hermann Trophy candidates, three semifinalists and two finalists.

Magleby was at BYU when the women's soccer staff earned the honors of 2019 United Soccer Coaches Regional Staff of the Year and 2021 NCAA DI United Soccer Coaches Women's Staff of the Year.

Before joining Rockwood's staff, Magleby was an assistant coach for the BYU men's club soccer team.

Magleby is currently the Director of Coaching at Utah Celtic FC, while also serving as a head coach for the club and for Utah ODP.

Magleby graduated from BYU in 2009 with a degree in Latin American Studies. During his time at BYU, he also played soccer for the BYU men's soccer PDL as a starting midfielder. Magleby had the opportunity to play for the RSL Reserve Team in 2007, and for Boldklubben Skjold (Denmark) in 2010.

In 2015, he received a diploma from the Catalan Coaching School in Barcelona, Spain.

Magleby is the Co-Founder and Director of Operations for Calle Soccer. Inspired by the experiences playing soccer in the streets of Spain, Brazil, Bolivia, and Mexico, a group of college soccer friends founded Calle in 2006 in a Provo, Utah basement. The founders believed playing without refs or coaches allowed for more creativity and new ideas. Calle started selling tees from their cars to camp kids and local soccer shops, and grew to sell in about 150 soccer shops across the country.

The Darnestown, Maryland native served a mission for The Church of Jesus Christ of Latter-day Saints in La Paz, Bolivia.

Magleby and his wife Dayna have seven children: Jayne, Vinny, Frankie, Hans, Rose, Mads and Lewis.



Go Cougs!

ASSISTANT COACH TASHA BELL




**TASHA
BELL**
ASSISTANT COACH
7TH YEAR AT BYU
BYU '18

- Tasha Bell joined Rockwood's staff in 2023 as an assistant coach, specializing as the goalkeeper's coach
- During her time as an assistant coach, Bell has coached in two NCAA Tournament appearances, once in the 2023 College Cup Semifinals
- Bell competed as a Division I student athlete for the Utah Valley University women's soccer team, under the direction of Brent Anderson, and has coached at the DI collegiate level for eleven years at UVU and Minnesota
- She has been a part of five regular season conference championships, four tournament conference championships, has coached five All-Americans, 105 all-conference student-athletes and 113 academic all-conference student athletes
- During her time as a goalkeeper for the UVU Wolverines from 2004-2006 and 2009, Bell earned all-conference and academic all-conference awards
- Before her most recent years at UVU, Bell worked at BYU from 2018-2021 serving as a mental health and strength coach. She also spent a year with BYU football, helping with player development and recruiting.
- Bell completed her master's degree in marriage and family therapy at BYU in 2015 and her doctorate in family social science at the University of Minnesota in 2020 to become a licensed marriage and family therapist and mental performance coach
- The Farmington, Utah native loves doing anything outside in the mountains, on a beach, in a lake, or on the pitch during the sunrise or sunset.



SOCCER SUPPORT STAFF



**RACHEL
JORGENSEN**
DIRECTOR OF OPERATIONS
12TH YEAR AT BYU
BYU '15

- Rachel Jorgensen first joined Coach Rockwood's staff in 2014 as a volunteer assistant coach (2014-2017)
- 2017-current: Director of Operations for BYU women's soccer
- Jorgensen played soccer for BYU from 2010-2013 as a holding center midfielder
- Jorgensen graduated from BYU in 2015 with a degree in Family Life, emphasis in Human Development
- The San Juan Capistrano, California native and her husband Quinton have a son named Jack, and a German Shepherd named Boston
- Jorgensen loves the coast and being near the ocean. She will take any chance she can get to enjoy a picnic dinner at the beach during sunset
- Lifelong Los Angeles Dodgers fan



**DIANA
CLARK**
ATHLETIC TRAINER
3RD YEAR AT BYU
BYU '13

- Has been working on staff as a BYU Athletic Trainer with women's soccer since 2023, took over as head trainer in 2024
- After earning her Bachelors of Athletic Training at BYU, Clark earned a Masters of Kinesiology in Human Movement in 2018
- During her years as a student, she was an Athletic Training intern with women's soccer from 2011-2014
- Clark was born and raised in Houston, Texas
- Married Andrew Clark in 2011 and has a daughter named Sophie
- Enjoys running and hiking with her two mini bernedoodles



SOCCER SUPPORT STAFF



TURREAL MOORE
STRENGTH AND CONDITIONING
COACH
12TH YEAR AT BYU
UVU '07

- Moore graduated from UVU in 2007 after being a member of the Wolverine baseball team during his time as a student
- The Loveland, Colorado native graduated from UVU with a degree in physical education
- Moore previously worked at Ole Miss and Northern Colorado as a strength and conditioning coach
- Moore is currently the strength and conditioning coach for men's and women's volleyball, women's soccer, and men's and women's golf
- He is a member of the CSCCa, is SCCC certified and USAW Level 2 certified



GENI TAUSINGA
OFFICE MANAGER
7TH YEAR AT BYU

- Tausinga is the office manager for BYU gymnastics, soccer, and men's and women's tennis
- Coordinates all travel and scheduling for the women's soccer team



Go Cougs!

THE UNIVERSITY



Go Cougs!

BYU ATHLETIC ADMINISTRATION

**Brian Santiago**

Director of Athletics

1997-present

Fresno State '95

Current Responsibilities

Brian Santiago was named the Athletic Director for Brigham Young University on May 13, 2025.

Santiago comes to the director of athletics role after decades of experience within BYU Athletics, where he distinguished himself as a leader committed to BYU's mission and the success of student-athletes, staff and coaches.

Previous Responsibilities

Brian Santiago was previously BYU's Deputy Athletic Director. In this position, he oversaw ten sports: men's and women's basketball, the baseball and softball programs, men's and women's volleyball, men's and women's tennis, and men's and women's golf. In addition, he supervised game management for football and basketball, and oversaw sports marketing, communications, and sports camps. He served a four year term on the NCAA Men's Volleyball Committee, serving as Chair in 2013.

Education

Santiago graduated from Provo High School in 1988 where he was an all-state performer on the 1987 state championship basketball team. After high school, he played basketball and baseball at Utah Valley, where he was All-Conference and All-Region in both sports. He then went on to play basketball at Fresno State where he led the Western Athletic Conference in assists and three-point shooting percentage, finishing second in the nation from the three-point arc at 50 percent. Santiago spent three years playing professional basketball for the Arecibo Capitanes of the Puerto Rican Superior League, and was named to the pre-selection Olympic team for Puerto Rico.

Santiago earned an A.S. in accounting from Utah Valley, a B.S. in business administration with an emphasis in International Business from Fresno State in 1995, and received his MBA from BYU's Marriott School of Management in 2001. Santiago came to BYU in 1997 as a member of Steve Cleveland's basketball staff, before moving into the university's athletic administration in 2001. After six years as an assistant and associate athletic director, he was appointed as Tom Holmoe's senior associate in the fall of 2008. In September of 2017 he was named to his current position as Deputy Athletic Director.

Years at BYU

1997-Present

Hometown

Provo, Utah

Personal/Family

After serving a Church mission to the Dominican Republic, Santiago mission, he married the former Kimberly Blackburn. They have three sons, McKay, Colson, Jaxon and one daughter Whitney.

BYU ATHLETIC ADMINISTRATION



Dallan Moody
Deputy Athletic
Director



Liz Darger
Sr. Associate Athletic
Director - SWA



David Almodova
Sr. Associate Athletic
Director - External
Operations



Trevor Wilson
Sr. Associate Athletic
Director -
Student-Athlete Eco-
system



Chad Lewis
Sr. Associate Athletic
Director - Development



Casey Stauffer
Sr. Associate Athletic
Director - Corporate
Sponsorships



Tyson Hutchins
Sr. Associate Athletic
Director - Creative
Strategy



Travis Hansen
Sr. Associate Athletic
Director - Revenue
Share and NIL



Whitney Johnson
Associate Athletic
Director - Student-Ath-
lete Development,
Diversity and Inclusion



Jon McBride
Associate Athletic
Director -
Communications and
Media Strategy



Matthew Nix
Associate Athletic
Director - Events and
Facilities



Bob Schirmer
Associate Athletic
Director - Finance



Chad Gwilliam
Associate Athletic
Director - Compliance



Keith Vorkink
BYU Vice President -
Advancement



MISSION AND AIMS OF BYU

BYU MISSION STATEMENT

The mission of Brigham Young University—founded, supported and guided by The Church of Jesus Christ of Latter-day Saints—is to assist individuals in their quest for perfection and eternal life. That assistance should provide a period of intensive learning in a stimulating setting where a commitment to excellence is expected and the full realization of human potential is pursued.

All instruction, programs, and services at BYU, including a wide variety of extracurricular experiences, should make their own contribution toward the balanced development of the total person. Such a broadly prepared individual will not only be capable of meeting personal challenge and change but will also bring strength to others in the tasks of home and family life, social relationships, civic duty, and service to mankind.

To succeed in this mission the university must provide an environment enlightened by living prophets and sustained by those moral virtues which characterize the life and teachings of the Son of God. In that environment these four major educational goals should prevail:

1. All students at BYU should be taught the truths of the gospel of Jesus Christ. Any education is inadequate which does not emphasize that His is the only name given under heaven whereby mankind can be saved. Certainly all relationships within the BYU community should reflect devout love of God and a loving, genuine concern for the welfare of our neighbor.
2. Because the gospel encourages the pursuit of all truth, students at BYU should receive a broad university education. The arts, letters, and sciences provide the core of such an education at BYU, which will help students think clearly, communicate effectively, understand important ideas in their own cultural tradition as well as that of others, and establish clear standards of intellectual integrity.

3. Because the gospel encourages the pursuit of all truth, students at BYU should receive a broad university education. The arts, letters, and sciences provide the core of such an education at BYU, which will help students think clearly, communicate effectively, understand important ideas in their own cultural tradition as well as that of others, and establish clear standards of intellectual integrity.
4. Scholarly research and creative endeavor among both faculty and students, including those in selected graduate programs of real consequence, are essential and will be encouraged.

In meeting these objectives BYU's faculty, staff, students, and administrators should also be anxious to make their service and scholarship available to The Church of Jesus Christ of Latter-day Saints in furthering its work worldwide. In an era of limited enrollments, BYU can continue to expand its influence both by encouraging programs that are central to the Church's purposes and by making its resources available to the Church when called upon to do so.

We believe the earnest pursuit of this institutional mission can have a strong effect on the course of higher education and will greatly enlarge Brigham Young University's influence in a world we wish to improve.



Go Cougs!

HISTORY AND DEMOGRAPHICS

BYU HISTORY

The 1875 establishment of the Brigham Young Academy offered an academically stimulating and gospel-oriented education to 29 students. The one-acre school grounds presided over by Karl G. Maeser have since developed into 560 acres and about 300 buildings. The foundation of the University thrives with the fourfold focus of being 1) spiritually strengthening, 2) intellectually enlarging, 3) character building, leading to 4) lifelong learning and service. Brigham Young University provides an outstanding education in an atmosphere consistent with the standards and principles of its sponsor, The Church of Jesus Christ of Latter-day Saints.

BYU is in Provo, Utah, a city of approximately 115,000 located 45 miles south of Salt Lake City and 4,560 feet above sea level at the western base of the Wasatch Mountains. Provo sits in the Utah Valley, which offers a beautiful setting with 23-mile-long Utah Lake on the west and 11,750-foot Mount Timpanogos on the east.

BYU DEMOGRAPHICS**Top States Represented**

Utah: 36%
California: 11%
Arizona: 7%
Texas: 6%
Idaho: 5.8%

Student Ethnicity

Caucasian: 80.6%
Hispanic or Latino: 9.3%
Two or more races: 4.5%
Asian: 3%
Native Hawaiian: 1%
Black: 1%
American Indian: <1%

International Reach

Number of international students: 1,252
Countries represented: 107
Top three nations represented: Canada, Mexico, South Korea

Academics

198 undergraduate majors
113 undergraduate minors
94 master's programs
28 doctoral programs

Languages at BYU

60+% of students speak a second language
127 languages spoken on campus
84 languages taught regularly
204 study abroad programs in 61 countries



Go Cougs!

SOUTH FIELD



Considered one of the toughest places for opponents to play in collegiate soccer, South Field was the top home venue in college women's soccer in terms of attendance per game in 2019 (2,945), 2021 (2,513), 2022 (3,186) and 2023 (4,036) BYU averaged 3,396 fans per game in 2024, with the third-highest accumulative attendance in the country (33,956). BYU broke program records for single game attendance in 2017 when it hosted No. 1 UCLA (5,735).

Located just south of the Smith Fieldhouse, South Field boasts one of the best-maintained grass playing surfaces in the NCAA. In fact, the U.S. Men's National Soccer Team chose South Field as its practice field in preparation for the 2005 World Cup qualifier against Costa Rica. South Field is also equipped with state-of-the-art field lights, making night games a favorite among fans. In addition, the Wasatch Mountains serve as a scenic backdrop for the dedicated fans.

This popular facility underwent renovations in March 2008 and Spring 2017. The South Field now features a permanent grandstand of 20 rows that accommodates 4,200 spectators in chair and bench-back seating. The grandstand is 26 feet high, 216 feet across and 65 feet deep. In 2017, the field was replaced and a concrete pad was installed under the press tent.

SOUTH FIELD STATS

Record: 253-31-18

Shutouts: 170

First Game: BYU vs. Utah, Sept. 8, 1995

First Win: 3-1, BYU vs. Utah, Sept. 8, 1995

First Shutout: 1-0, BYU vs. Colorado, Sept. 30, 1995

First BYU Goal: Shauna Rohbock, vs. Utah, 29' Sept. 8, 1995

First BYU Assist: Ashley Monahan, vs. Utah, 29' Sept. 8, 1995

First Hat Trick: Shauna Rohbock, vs. Utah, Sept. 8, 1995

First WAC Game: BYU vs. Utah, Sept. 8, 1995

First WAC Win: 3-1, BYU vs. Utah, Sept. 8, 1995

First MWC Game: BYU vs. New Mexico, Oct. 8, 1999

First MWC Win: 4-0, BYU vs. New Mexico, Oct. 8, 1999

First WCC Game: BYU vs. Portland Oct. 6, 2011

First WCC Win: 2-1, BYU vs. Portland, Oct. 6, 2011

First Big 12 Game: BYU vs. TCU, Sept. 14, 2023

First Big 12 Win: BYU vs. Baylor, Sept. 21, 2023



Go Cougs!

SOCCER FACILITIES

**INDOOR PRACTICE FACILITY**

The IPF is 106,000 square feet and had new turf put in during the summer of 2017. The indoor surface is brand new field turf and the building features four video platforms located 40 feet above the playing surface. The IPF serves as an indoor practice area for soccer, golf, baseball, softball and football teams and a variety of other sports programs, including extramurals and intramurals.

**STRENGTH AND CONDITIONING CENTER**

Success begins with training, and BYU has a state-of-the-art strength and conditioning center with nearly 10,000 feet of working space that ranks among the nation's best. The center features 106 stations to accommodate both female and male athletes. BYU's well-structured strength and conditioning program is playing an increasingly vital role in the success of its collegiate athletic programs.



The primary goal of the BYU program is to keep athletes healthy and prepared for competition by reducing their susceptibility to injury. BYU's strength and conditioning staff has experienced excellent results through its computer-analyzed combination of a strict weight and conditioning program, a carefully planned diet and sufficient rest.

Patterned to include the best features of weight rooms, the BYU facility is both functional and attractive, providing both variety and ample space.

WOMEN'S SOCCER TEAM ROOM

Renovated in the summer of 2022, the women's soccer team room is located in the Smith Fieldhouse, along with the coaches offices.

With a built-in projector and white board used for film review and game plans, the team room is the perfect place for BYU's elite soccer program to prepare for gameday. A display case in the corner also features various College Cup trophies and conference titles.



OPPONENT INFORMATION



Go Cougs!

ALL-TIME SERIES RECORD

Opponent	G	W	L	T	First-Last	Last	Opponent	G	W	L	T	First-Last	Last
Air Force	16	14	1	1	1996-2010	W	N. Colorado	1	1	0	0	1995	W
Alabama	3	2	1	0	2019-2022	L	N. Texas	1	1	0	0	1996	W
Arizona	14	11	3	0	1996-2024	L	Northwestern	6	6	0	0	1999-2010	W
Arizona St.	5	4	1	0	1999-2024	W	Notre Dame	1	1	0	0	2002	W
Arkansas	4	1	2	1	2021-2024	W	Ohio St.	4	3	0	1	2016-2022	W
Auburn	2	1	1	0	2012-2021	L	Oklahoma	5	4	1	0	2011-2023	W
Baylor	4	2	1	1	2013-2024	T	Oklahoma St.	5	3	1	1	2009-2024	W
Boise St.	3	3	0	0	2019-2024	W	Oregon	5	4	0	1	1996-2014	W
Boston	2	2	0	0	1999-2001	W	Oregon St.	3	3	0	0	1997-2017	W
Butler	1	1	0	0	1998	W	Pacific	11	9	1	1	1997-2022	T
California	5	4	1	0	1998-2015	W	Pacific (Oregon)	3	3	0	0	1999-2007	W
Cal Poly	6	4	0	2	1997-2015	T	Penn State	3	2	1	0	2012-2017	L
Cal Fullerton	11	9	0	2	1996-2023	W	Pepperdine	14	8	6	0	1995-2022	W
CSUN	4	4	0	0	1995-2022	W	Portland	17	13	4	0	2000-2022	W
Colgate	2	2	0	0	2003-2005	W	Portland St.	3	2	1	0	1995-1998	W
Colorado	9	4	3	2	1998-2022	T	Rice	2	1	0	1	2010-2011	T
Colorado College	3	2	1	0	1995-2014	W	Saint Louis	2	1	0	1	2023-2024	T
Connecticut	2	1	1	0	2003-2009	W	Saint Mary's	12	9	0	3	2002-2022	T
Creighton	3	3	0	0	1995-2000	W	San Diego	15	12	3	0	1995-2022	W
Denver	4	3	1	0	2005-2016	W	San Diego St.	24	11	9	4	1995-2010	W
Eastern Wash.	2	1	0	1	2004-2005	T	San Francisco	13	11	2	0	2006-2022	W
Florida	2	1	1	0	2000-2003	L	San Jose St.	6	5	1	0	1996-1998	W
Florida St.	1	0	1	0	2021	L	Santa Clara	19	3	10	6	1997-2024	L
Fresno St.	5	4	1	0	1995-2006	L	South Alabama	1	1	0	0	1995	W
George Mason	1	1	0	0	2005	W	South Carolina	2	1	1	0	2016-2021	W
Georgia	2	2	0	0	2006-2008	W	S. Methodist	3	2	1	0	1997-2016	W
Gonzaga	15	15	0	0	1995-2022	W	Southern Utah	3	3	0	0	2003-2019	W
Harvard	1	0	1	0	1999	L	Stanford	10	3	6	1	1998-2023	L
Hawai'i	7	4	0	3	1996-2009	T	Tennessee	4	3	1	0	2001-2016	W
Houston	1	1	0	0	2024	W	Texas	5	2	3	0	2004-2012	W
Idaho	1	1	0	0	2011	W	Texas A&M	2	1	1	0	2018-2019	W
Idaho St.	11	9	2	0	1998-2021	W	Texas Tech	2	1	0	1	2023-2024	W
Iowa	1	0	1	0	2003	L	TCU	13	9	3	1	1996-2024	L
Iowa St.	2	2	0	0	2024	W	Tulsa	2	2	0	0	1997-1998	W
Kansas	6	4	1	1	2001-2024	T	UC Irvine	5	4	1	0	1996-2019	W
Kansas St.	3	3	0	0	2019-2024	W	UCLA	8	3	4	1	1997-2024	L
Kentucky	2	1	1	0	2002-2003	W	UCSB	2	2	0	0	1997-2009	W
Long Beach St.	13	9	3	1	1999-2024	T	UNLV	19	16	1	2	1998-2016	W
Louisiana St.	4	1	2	1	2008-2014	L	USC	10	3	4	3	1998-2023	W
Louisville	1	1	0	0	2019	W	Utah	37	27	7	3	1995-2024	W
LMU	14	12	1	1	1995-2022	W	Utah St.	18	14	3	1	1996-2024	L
Marquette	6	3	2	1	2000-2021	W	Utah Valley	9	8	1	0	2012-2023	W
UMass	1	1	0	0	1998	W	UTEP	1	1	0	0	1997	W
Miami	2	1	1	0	2008-2011	L	Villanova	1	0	0	1	2003	T
Michigan	3	1	1	1	1998-2003	T	Virginia	3	1	2	0	2021	W
Michigan St.	5	5	0	0	1997-2023	W	Virginia Tech	1	1	0	0	2008	W
Milwaukee	2	2	0	0	1999-2000	W	Wake Forest	1	0	1	0	2001	L
Minnesota	2	2	0	0	2000-2001	W	Washington	7	4	1	2	1999-2012	W
Mississippi St.	1	1	0	0	2019	W	Washington St.	8	4	2	2	2000-2016	W
Missouri	2	2	0	0	2020-2021	W	Weber State	16	15	0	1	1996-2013	W
Montana	10	7	3	0	1995-2009	W	West Virginia	1	1	0	0	2009	W
NC State	1	1	0	0	2019	W	William & Mary	2	0	2	0	2008-2009	L
Nebraska	7	2	4	1	1995-2018	T	Wisconsin	3	3	0	0	2005-2024	W
New Mexico	22	16	4	2	1995-2021	W	Wyoming	16	15	1	0	1995-2010	W
North Carolina	3	1	2	0	2012-2023	W							



Go Cougs!

BYU VS RANKED OPPONENTS

Date	W/L	Score	Opponent	Date	W/L	Score	Opponent
9/29/97	W	3-1	No. 22 UCLA	9/8/12	W	3-1	No. 7 Penn State
11/15/97	L	0-1	No. 4 Santa Clara	9/15/12	W	3-1	No. 23 Washington
10/5/98	W	3-2	No. 9 Stanford	10/5/12	T	0-0	No. 21 Santa Clara
10/24/98	L	0-1	No. 11 SDSU	11/3/12	W	2-0	No. 22 Pepperdine
11/7/98	L	1-2	No. 9 SDSU	11/17/12	T	0-0	No. 12 Marquette
10/30/98	W	2-0	No. 19 Michigan	11/23/12	L	1-2	No. 13 N. Carolina
11/14/98	W	2-0	No. 23 UCLA	9/26/13	L	0-1	No. 19 Denver
11/21/98	L	0-3	No. 2 Santa Clara	10/4/13	W	2-1	No. 20 Baylor
9/17/99	L	1-2	No. 10 USC	10/12/13	L	1-2	No. 18 Santa Clara
10/4/99	L	0-1	No. 23 Harvard	10/26/13	W	1-0	No. 6 Portland
11/13/99	L	0-2	No. 1 Santa Clara	11/8/14	L	2-3	No. 12 Pepperdine
9/28/00	T	1-1	No. 19 USC	8/21/15	W	2-0	No. 18 Cal Berkley
11/11/00	W	5-0	No. 16 Stanford	9/7/15	L	0-1	No. 2 Stanford
11/18/00	L	1-2	No. 24 Santa Clara	11/19/15	L	1-2	No. 3 Stanford
8/31/01	W	2-0	No. 19 USC	10/24/15	T	0-0	No. 20 Santa Clara
9/21/01	T	1-1	No. 17 Washington	8/26/16	W	3-2	No. 5 Penn State
9/22/01	L	1-2	No. 5 Portland	9/12/16	W	3-0	No. 19 Ohio State
10/4/01	L	2-3	No. 15 Virginia	10/8/16	L	0-1	No. 25 Pepperdine
10/17/01	L	0-2	No. 5 Nebraska	11/17/16	W	2-1	No. 25 Oklahoma
11/17/01	L	0-3	No. 11 Nebraska	11/19/16	L	0-1	No. 3 S. Carolina
8/30/02	W	2-1	No. 4 Portland	9/1/17	L	0-1	No. 7 UCLA
9/2/02	L	1-2	No. 18 Michigan	9/8/17	T	1-1	No. 21 Utah
9/6/02	L	0-2	No. 18 Kentucky	10/19/17	L	1-2	No. 13 Pepperdine
9/21/02	L	0-1	No. 20 USC	8/24/18	L	0-2	No. 9 Texas A&M
9/25/02	L	0-6	No. 3 UCLA	8/30/18	L	0-2	No. 1 Stanford
10/19/02	W	3-2	No. 23 Notre Dame	10/27/18	W	2-0	No. 6 Santa Clara
11/2/02	W	2-1	No. 24 Utah	9/12/19	W	2-0	No. 12 Texas A&M
8/29/03	T	0-0	No. 17 Michigan	9/19/19	W	2-0	No. 14 Kansas
9/5/03	W	1-0	No. 7 Tennessee	11/21/19	W	4-0	No. 23 Louisville
9/12/03	W	2-1	No. 14 Kentucky	11/29/19	L	1-5	No. 1 Stanford
9/26/03	L	2-3	No. 2 Florida	2/12/21	L	1-2	No. 3 UCLA
10/3/03	W	2-1	No. 14 USC	3/13/21	L	1-2	No. 23 Santa Clara
11/1/03	L	0-0	No. 14 Utah	3/31/21	W	2-1	No. 9 Santa Clara
11/12/03	W	2-0	No. 11 Colorado	4/10/21	W	2-1	No. 25 Pepperdine
11/22/03	T	0-0	No. 15 Villanova	5/1/21	L	0-2	No. 13 Virginia
11/29/03	L	2-3	No. 18 Connecticut	8/26/21	W	2-1	No. 25 USC
8/30/04	L	0-1	No. 17 Kansas	10/2/21	W	6-1	No. 16 Gonzaga
9/4/04	L	2-3	No. 16 Arizona St.	10/30/21	L	0-1	No. 25 Santa Clara
10/1/04	L	0-2	No. 6 Portland	12/3/21	T	0-0	No. 12 Santa Clara
9/12/05	W	1-0	No. 22 Texas	11/6/21	W	1-0	No. 16 Pepperdine
9/16/05	W	2-1	No. 15 Wisconsin	11/20/21	W	1-0	No. 2 Virginia
9/23/05	W	1-0	No. 9 Cal Berkley	12/6/21	T	0-0	No. 1 Florida State
10/1/05	W	2-1	No. 24 Arizona	8/26/22	W	2-0	No. 20 Ohio State
9/8/06	W	3-2	No. 21 Colorado	8/29/22	T	2-2	No. 25 Colorado
10/7/06	L	0-1	No. 19 Utah	10/15/22	W	4-1	No. 14 Portland
11/9/06	L	1-2	No. 7 Portland	10/29/22	T	0-0	No. 23 Santa Clara
9/8/07	T	0-0	No. 18 Colorado	11/17/22	T	1-1	No. 7 Stanford
11/15/07	L	0-2	No. 7 Texas	11/19/22	L	2-3	No. 2 N. Carolina
8/29/08	W	4-1	No. 19 Georgia	8/17/23	W	3-2	No. 21 Saint Louis
9/25/08	L	1-2	No. 22 Cal Berkley	8/31/23	W	3-1	No. 1 UCLA
11/13/08	W	2-0	No. 25 Virginia Tech	9/25/23	W	3-2	No. 14 Texas
11/15/08	T	1-1	No. 8 USC	10/5/23	T	2-2	No. 7 Texas Tech
8/31/09	W	1-0	No. 14 West Virginia	11/18/23	W	3-1	No. 20 Michigan St.
9/7/09	W	2-1	No. 20 Oklahoma St.	11/24/23	W	4-3	No. 13 UNC
11/14/09	L	0-2	No. 1 Stanford	12/1/23	L	2-0	No. 3 Stanford
10/28/10	L	1-2	No. 10 Santa Clara	8/15/24	W	1-0	No. 19 Wisconsin
8/19/11	T	2-2	No. 23 Washington	8/22/24	T	1-1	No. 23 Saint Louis
9/15/11	L	1-2	No. 20 Oklahoma St.	8/28/24	L	0-1	No. 3 UCLA
10/8/11	L	0-1	No. 8 pepperdine	8/31/24	L	1-2	No. 19 Utah State
10/13/11	T	0-0	No. 13 Santa Clara	9/7/24	L	2-4	No. 6 Arkansas
8/30/12	W	1-0	No. 11 Long Beach St.	10/25/24	W	2-1	No. 14 Texas Tech



Go Cougs!

BYU VS RANKED OPPONENTS

Date	W/L	Score	Opponent
11/6/24	L	1-2	No. 7 TCU
12/15/24	L	0-1	No. 11 Santa Clara

BYU Overall Record vs. Ranked Opponents

51-54-19

BYU vs. Top 10 Ranked Opponents

11-28-4

BYU vs. Top 5 Ranked Opponents

5-17-1

*Go Cougs!*

2025 OPPONENT INFORMATION

SOUTHERN UTAH

Location	Cedar City, Utah
Enrollment	15,444
Nickname	Thunderbirds
Conference	Western Athletic Conference
Home Field	Thunderbird Soccer Field
Capacity	600
2024 Overall Record	2-10-5
2024 Conference Record	0-5-2
2024 Postseason	N/A
Head Coach	Kai Edwards
Alma Mater (Year)	Sonoma State ('03)
Soccer Contact	Parker Haynie
Office Phone	(435) 704-1280
Email	parkerhaynie@suu.edu
Website	suutbirds.com
Twitter	@suusoc
Instagram	@suusoc

UTAH TECH

Location	St. George, Utah
Enrollment	13,167
Nickname	Trailblazers
Conference	Western Athletic Conference
Home Field	Greater Zion Stadium
Capacity	10,500
2024 Overall Record	5-7-5
2024 Conference Record	2-4-1
2024 Postseason	N/A
Head Coach	Lexi Brown
Alma Mater (Year)	UVU ('15)
Soccer Contact	Jake Ellis
Office Phone	(385) 539-8366
Email	jacob.ellis@utahtech.edu
Website	utahtechtrailblazers.com
Twitter	@utahtech_wsoc
Instagram	@utahtech_wsoc

MINNESOTA

Location	Minneapolis, Minn.
Enrollment	54,890
Nickname	Golden Gophers
Conference	Big Ten
Home Field	Elizabeth Lyle Robbie Stadium
Capacity	1,000
2024 Overall Record	14-5-3
2024 Conference Record	6-3-2
2024 Postseason	Sweet 16
Head Coach	Erin Chastain
Alma Mater (Year)	Minnesota ('96)
Soccer Contact	Olivia Puttin
Office Phone	(800) 846-4673
Email	joh13480@umn.edu
Website	gophersports.com
Twitter	@gophersoccer
Instagram	@gophersoccer

CAL POLY

Location	San Luis Obispo, Calif.
Enrollment	22,531
Nickname	Mustangs
Conference	Big West
Home Field	Mustang Memorial Field
Capacity	11,075
2024 Overall Record	5-11-3
2024 Conference Record	3-6-1
2024 Postseason	N/A
Head Coach	Bernardo Silva
Alma Mater (Year)	UCSB ('11)
Soccer Contact	Dylan Greene
Office Phone	(805) 765-6586
Email	djgreene@calpoly.edu
Website	gopoly.com
Twitter	@calpolysoccer
Instagram	@calpolysoccer

UCLA

Location	Los Angeles, Calif.
Enrollment	46,636
Nickname	Bruins
Conference	Big Ten
Home Field	Wallis Annenberg Stadium
Capacity	2,145
2024 Overall Record	17-4-3
2024 Conference Record	8-1-2
2024 Postseason	Second Round
Head Coach	Margueritte Aozasa
Alma Mater (Year)	Santa Clara ('12)
Soccer Contact	Liza David
Office Phone	(310) 825-8699
Email	ldavid@athletics.ucla.edu
Website	uclabruins.com
Twitter	@UCLAWSoccer
Instagram	@uclawsoccer

AUBURN

Location	Auburn, Ala.
Enrollment	33,015
Nickname	Tigers
Conference	SEC
Home Field	Auburn Soccer Complex
Capacity	1,500
2024 Overall Record	13-4-4
2024 Conference Record	4-2-4
2024 Postseason	Second Round
Head Coach	James Armstrong
Alma Mater	Edinburgh and UNC
Soccer Contact	Tucker Cleverdon
Office Phone	(251) 923-9002
Email	jtc0080@auburn.edu
Website	auburntigers.com
Twitter	@auburnsoccer
Instagram	@auburnsoccer

ARKANSAS

Location	Fayetteville, Ark.
Enrollment	33,610
Nickname	Razorbacks
Conference	SEC
Home Field	Razorback Field
Capacity	1,500
2024 Overall Record	16-2-3
2024 Conference Record	8-1-1
2024 Postseason	Sweet 16
Head Coach	Colby Hale
Alma Mater (Year)	Oral Roberts ('97)
Soccer Contact	Fuller Birch
Office Phone	(501) 765-4946
Email	fdbirch@uark.edu
Website	arkansasrazorbacks.com
Twitter	@RazorbackSoccer
Instagram	@razorbacksoccer

UTAH STATE

Location	Logan, Utah
Enrollment	28,900
Nickname	Aggies
Conference	Mountain West
Home Field	Chuck & Gloria Bell Field
Capacity	1,000
2024 Overall Record	18-1-5
2024 Conference Record	7-1-3
2024 Postseason	First Round
Head Coach	Manny Martins
Alma Mater (Year)	Cal Poly Pomona ('06)
Soccer Contact	Jaden Johnson
Office Phone	(435) 797-2066
Email	jaden.johnson@usu.edu
Website	utahstateaggies.com
Twitter	@USUSoccer
Instagram	@ususoccer

UVU

Location	Orem, Utah
Enrollment	46,809
Nickname	Wolverines
Conference	Western Athletic Conference
Home Field	UCCU Stadium
Capacity	3,000
2024 Overall Record	12-5-2
2024 Conference Record	6-0-1
2024 Postseason	N/A
Head Coach	Chris Lemay
Alma Mater (Year)	Eastern Michigan ('00)
Soccer Contact	Jason Erickson
Office Phone	(801) 863-5451
Email	Jason.Erickson@uvu.edu
Website	gouvuvu.com
Twitter	@uvuwsoc
Instagram	@uvuwsoc



Go Cougs!

2025 OPPONENT INFORMATION

ARIZONA STATE

Location	Tempe, Ariz.
Enrollment	152,812
Nickname	Sun Devils
Conference	Big 12
Home Field	Sun Devil Soccer Stadium
Capacity	1,051
2024 Overall Record	8-8-3
2024 Conference Record	3-7-1
2024 Postseason	N/A
Head Coach	Graham Winkworth
Alma Mater (Year)	Central Lancashire ('00)
Soccer Contact	Josh Fisher
Office Phone	(801) 703-5025
Email	josh.fisher@asu.edu
Website	thesundevils.com
Twitter	@SunDevilSoccer
Instagram	@sundevilsoccer

WEST VIRGINIA

Location	Morgantown, W. Va.
Enrollment	24,788
Nickname	Mountaineers
Conference	Big 12
Home Field	Dick Dlesk Soccer Stadium
Capacity	1,650
2024 Overall Record	12-5-3
2024 Conference Record	8-2-1
2024 Postseason	First Round
Head Coach	Nikki Izzo-Brown
Alma Mater (Year)	Rochester ('92)
Soccer Contact	Olivia Sneed
Office Phone	(304) 293-2821
Email	olivia.vanhorn@mail.wvu.edu
Website	wvusports.com
Twitter	@wvuwomenssoccer
Instagram	@wvuwomenssoccer

CINCINNATI

Location	Cincinnati, Ohio
Enrollment	53,235
Nickname	Bearcats
Conference	Big 12
Home Field	Gettler Stadium
Capacity	1,400
2024 Overall Record	6-9-4
2024 Conference Record	2-6-3
2024 Postseason	N/A
Head Coach	Erica Demers
Alma Mater (Year)	Oakland ('04)
Soccer Contact	Maddie Reidenbach
Office Phone	N/A
Email	reidenmk@mail.uc.edu
Website	gobearcats.com
Twitter	@gobearcatswsoc
Instagram	@gobearcatswsoc

HOUSTON

Location	Houston, Texas
Enrollment	47,980
Nickname	Cougars
Conference	Big 12
Home Field	Carl Lewis Soccer Complex
Capacity	2,500
2024 Overall Record	4-12-1
2024 Conference Record	1-10
2024 Postseason	N/A
Head Coach	Jaime Frias
Alma Mater (Year)	Centenary College ('00)
Soccer Contact	BJ Carden
Office Phone	(832) 754-8237
Email	bcarden@central.uh.edu
Website	uhcougars.com
Twitter	@UHCougarSoccer
Instagram	@uhcougarsoccer

OKLAHOMA STATE

Location	Stillwater, Okla.
Enrollment	26,805
Nickname	Cowgirls
Conference	Big 12
Home Field	Neal Patterson Stadium
Capacity	2,500
2024 Overall Record	14-5-3
2024 Conference Record	6-3-2
2024 Postseason	First Round
Head Coach	Colin Carmichael
Alma Mater (Year)	South Alabama ('93)
Soccer Contact	Wade McWhorter
Office Phone	(405) 744-7853
Email	wade.mcwhorter@okstate.edu
Website	okstate.com
Twitter	@CowgirlFC
Instagram	@cowgirlfc

BAYLOR

Location	Waco, Texas
Enrollment	20,626
Nickname	Bears
Conference	Big 12
Home Field	Betty Lou Mays Soccer Field
Capacity	3,000
2024 Overall Record	8-8-5
2024 Conference Record	2-5-4
2024 Postseason	N/A
Head Coach	Michelle Lenard
Alma Mater (Year)	UNT ('03)
Soccer Contact	Katy Gilmore
Office Phone	(254) 252-2182
Email	Katy_Gilmore@baylor.edu
Website	baylorbears.com
Twitter	@BaylorFutbol
Instagram	@baylorfutbol

ARIZONA

Location	Tucson, Ariz.
Enrollment	45,025
Nickname	Wildcats
Conference	Big 12
Home Field	Murphey Field at Mulcahy Stadium
Capacity	1,462
2024 Overall Record	11-6-2
2024 Conference Record	6-4-1
2024 Postseason	N/A
Head Coach	Becca Moros
Alma Mater (Year)	Duke ('07)
Soccer Contact	Katie Vick
Office Phone	(520) 626-9395
Email	katievick@arizona.edu
Website	arizonawildcats.com
Twitter	@ArizonaSoccer
Instagram	@arizonasoccer

COLORADO

Location	Boulder, Colo.
Enrollment	38,799
Nickname	Buffaloes
Conference	Big 12
Home Field	Prentup Field
Capacity	2,000
2024 Overall Record	12-5-5
2024 Conference Record	4-2-5
2024 Postseason	Second Round
Head Coach	Danny Sanchez
Alma Mater (Year)	Connecticut ('91)
Soccer Contact	Seth Pringle
Office Phone	(303) 492-2320
Email	seth.pringle@colorado.edu
Website	cubuffs.com
Twitter	@cubuffssoccer
Instagram	@cubuffssoccer

KANSAS

Location	Lawrence, Kan.
Enrollment	30,770
Nickname	Jayhawks
Conference	Big 12
Home Field	Rock Chalk Park
Capacity	2,500
2024 Overall Record	13-6-4
2024 Conference Record	6-4-1
2024 Postseason	First Round
Head Coach	Nate Lie
Alma Mater (Year)	Miami ('00)
Soccer Contact	Brandon Perel
Office Phone	(785) 840-6395
Email	bperel@ku.edu
Website	kuathletics.com
Twitter	@KUWSoccer
Instagram	@kansassoccer



Go Cougs!

2025 OPPONENT INFORMATION

UCF

Location	Orlando, Fla.
Enrollment	69,818
Nickname	Knights
Conference	Big 12
Home Field	UCF Soccer & Track Complex
Capacity	2,000+
2024 Overall Record	3-6-6
2024 Conference Record	1-5-4
2024 Postseason	N/A
Head Coach	Tiffany Roberts Sahaydak
Alma Mater (Year)	UNC ('05)
Soccer Contact	James Warnick
Office Phone	(801) 376-0814
Email	jwarnick@athletics.ucf.edu
Website	ucfknight.com
Twitter	@ucf.wsoccer
Instagram	@ucf.wsoccer

UTAH

Location	Salt Lake City, Utah
Enrollment	36,970
Nickname	Utes
Conference	Big 12
Home Field	Ute Field
Capacity	900
2024 Overall Record	8-6-5
2024 Conference Record	5-3-3
2024 Postseason	N/A
Head Coach	Hideki Nakada
Alma Mater (Year)	San Francisco ('05)
Soccer Contact	Chase Farris
Office Phone	(949) 726-2502
Email	cfarris@huntsman.utah.edu
Website	utahutes.com
Twitter	@utahwsoccer
Instagram	@utahwsoccer



Go Cougs!

SERIES VS. 2025 OPPONENTS

SUU**(BYU leads 3-0)**

2003.....	H.....	W.....	5-0
2009.....	H.....	W.....	3-2
2019.....	H.....	W.....	7-0

UTAH TECH

**BYU and Utah Tech (previously known as Dixie State), have only faced each other in Exhibition matches. In exhibition games, BYU leads the overall series 4-0)*

2005.....	H.....	W.....	4-0
2006.....	H.....	W.....	6-0
2007.....	H.....	W.....	5-0
2009.....	H.....	W.....	7-0

MINNESOTA**(BYU leads 2-0)**

2000.....	A.....	W.....	2-0
2001.....	A.....	W.....	3-0

CAL POLY**(BYU leads 4-0-2)**

1997.....	A.....	W.....	3-2
1999.....	H.....	W.....	6-0
2007.....	H.....	T.....	0-0
2008.....	A.....	W.....	2-1
2012.....	H.....	W.....	5-1
2015.....	A.....	T.....	1-1

UCLA**(UCLA leads 4-3-1)**

1997.....	A.....	W.....	3-1
1998.....	A.....	W.....	2-0
2002.....	A.....	L.....	0-6
2010.....	A.....	T.....	0-0
2017.....	H.....	L.....	0-1
2021.....	A.....	L.....	1-2
2023.....	H.....	W.....	3-1
2024.....	A.....	L.....	0-1

AUBURN**(The series is tied 1-1)**

2012.....	H.....	W.....	1-0
2021.....	A.....	L.....	1-2

ARKANSAS**(Arkansas leads 2-0-1)**

2021.....	A.....	L.....	0-2
2022.....	H.....	T.....	3-3
2024.....	A.....	L.....	2-4

UTAH STATE**(BYU leads 15-3-1)**

1996.....	H.....	W.....	6-0
2004.....	H.....	W.....	2-0
2005.....	H.....	W.....	5-0
2006.....	A.....	W.....	1-0
2007.....	H.....	W.....	2-1
2008.....	A.....	W.....	2-0
2009.....	H.....	W.....	3-0
2010.....	A.....	W.....	3-0
2011.....	H.....	W.....	1-0
2012.....	A.....	W.....	1-0
2012.....	H.....	W.....	2-1
2015.....	H.....	W.....	1-0
2016.....	A.....	W.....	3-1
2018.....	H.....	W.....	6-0
2021.....	H.....	L.....	2-1
2022.....	A.....	T.....	1-1
2023.....	A.....	L.....	0-1
2023.....	H.....	W.....	2-0
2024.....	H.....	L.....	1-2

UVU**(BYU leads 8-1-0)**

2012.....	H.....	W.....	1-0
2015.....	H.....	W.....	1-0
2017.....	H.....	W.....	3-0
2018.....	H.....	W.....	3-1
2019.....	A.....	W.....	1-0
2021.....	H.....	W.....	4-1
2022.....	H.....	L.....	2-4
2022.....	H.....	W.....	3-0
2023.....	A.....	W.....	6-1

ARIZONA STATE**(BYU leads 4-1)**

1999.....	A.....	W.....	3-2
2000.....	H.....	W.....	5-1
2004.....	H.....	L.....	2-3
2005.....	A.....	W.....	3-1
2024.....	H.....	W.....	1-0

WEST VIRGINIA**(BYU leads 1-0)**

2009.....	A.....	W.....	1-0
-----------	--------	--------	-----

CINCINNATI**(The series is tied 0-0-1)**

2023.....	H.....	T.....	1-1
-----------	--------	--------	-----

HOUSTON**(BYU leads 1-0)**

2024.....	H.....	W.....	3-0
-----------	--------	--------	-----

OKLAHOMA STATE**(BYU leads 3-1-1)**

2009.....	H.....	W.....	2-1
2011.....	A.....	L.....	2-1
2023.....	A.....	W.....	3-0
2024.....	H.....	T.....	2-2
2024.....	N.....	W.....	5-0

BAYLOR**(BYU leads 2-1-1)**

2013.....	A.....	W.....	2-1
2014.....	H.....	L.....	1-2
2023.....	A.....	W.....	4-0
2024.....	H.....	T.....	3-3

ARIZONA**(BYU leads 11-3)**

1996.....	N.....	W.....	3-2
1999.....	H.....	W.....	3-1
2000.....	A.....	W.....	3-2
2001.....	H.....	W.....	2-0
2004.....	H.....	L.....	0-1
2005.....	A.....	W.....	2-1
2006.....	H.....	W.....	1-0
2007.....	A.....	W.....	1-0
2008.....	H.....	W.....	1-0
2009.....	A.....	W.....	1-0
2011.....	H.....	W.....	2-0
2012.....	A.....	W.....	1-0
2017.....	A.....	L.....	1-2
2024.....	A.....	L.....	1-2

COLORADO**(The series is tied 3-3-2)**

2003.....	N.....	W.....	2-0
2006.....	H.....	W.....	3-2
2007.....	A.....	T.....	0-0
2013.....	N.....	L.....	1-2
2014.....	A.....	L.....	0-2
2015.....	H.....	W.....	2-0
2017.....	A.....	L.....	0-3
2022.....	H.....	T.....	2-2

KANSAS**(BYU leads 4-1-1)**

2001.....	N.....	W.....	1-0
2004.....	H.....	L.....	0-1
2007.....	A.....	W.....	1-0
2017.....	H.....	W.....	3-2
2019.....	A.....	W.....	2-0
2024.....	A.....	T.....	2-2

UCF**(BYU leads 1-0)**

2023.....	H.....	W.....	3-2
-----------	--------	--------	-----

UTAH**(BYU leads 27-7-3)**

1995.....	H.....	W.....	3-1
1995.....	A.....	W.....	2-1
1996.....	A.....	W.....	3-0
1997.....	H.....	W.....	3-2
1998.....	A.....	W.....	2-1
1999.....	H.....	W.....	1-0
1999.....	N.....	W.....	4-3
2000.....	A.....	W.....	5-2
2000.....	N.....	W.....	6-1
2001.....	H.....	W.....	3-0
2001.....	N.....	W.....	2-0
2002.....	A.....	W.....	2-1
2002.....	H.....	L.....	2-3
2003.....	H.....	L.....	0-1
2003.....	A.....	L.....	0-2
2004.....	A.....	W.....	2-1
2005.....	H.....	T.....	1-1
2006.....	A.....	L.....	0-1
2007.....	H.....	L.....	0-1
2008.....	A.....	W.....	5-0
2008.....	N.....	W.....	1-0
2009.....	H.....	W.....	2-1
2010.....	A.....	W.....	2-1
2011.....	H.....	W.....	4-0
2012.....	A.....	L.....	0-1
2013.....	H.....	W.....	1-0
2014.....	A.....	L.....	0-1
2015.....	H.....	W.....	2-0
2016.....	A.....	W.....	2-0
2017.....	H.....	T.....	1-1
2018.....	A.....	W.....	3-2
2019.....	H.....	W.....	2-0
2021.....	N.....	W.....	5-1
2021.....	A.....	T.....	0-0
2022.....	H.....	W.....	2-1
2023.....	A.....	W.....	6-1
2024.....	H.....	W.....	2-1



Go Cougs!

COUGAR WINNING TRADITION



COUGAR WINNING TRADITION

- Ranked No. 1 in the nation in 2023
- 2023 NCAA College Cup Semi Finalist
- 2021 NCAA College Cup Runner-up
- 253-31-18 home field record
- 170 home field shutouts
- 290 total shutouts
- Nine-time WCC regular season champions
- Six-time MWC regular season champions
- Seven-time MWC tournament champions
- 1996 WAC tournament champions
- 25 NCAA tournament appearances
- One national player of the year - Mikayla Colohan
- Six MAC Hermann Trophy Semifinalists
- 22 All-Americans and 16 Academic All-Americans
- Eight Conference Players of the Year
- Two WCC Midfielders of the Year
- Six Conference Defensive Players of the Year
- One Conference Offensive Player of the Year
- Two Conference Goalkeepers of the Year
- Six Conference Freshmen of the Year
- Seven-straight NCAA tournament appearances (2018-2024)
- 22 top-25 regular-season finishes
- Ranked No. 1 in the nation for shots per game (2021-23)
- Ranked No. 2 in the nation for shots on goal per game (2022-23)
- Ranked the No. 3 scoring offense in the nation (2023)
- Ranked No. 2 in the nation for points per game (2023)
- Ranked No. 4 in the nation for assists per game (2023)
- Ranked No. 1 in the nation for total goals and total points (2023)
- Ranked third in goal differential (2023)
- Ranked as one of the top-5 best scoring offenses in the nation five times in the last seven years (2018-2021, 2023)



2001 MWC champions



2023 College Cup



Go Cougs!

THE ROCKWOOD LEGACY




"Jen is such a successful coach because she influences each of her players both on the field and off the field. She knows how to bring the best out of people and help them reach their full potential. I personally wouldn't be who I am today if it weren't for Jen and everything she taught me as a soccer player, but even more importantly, as a person. The success that the BYU soccer program has had is a direct reflection of who Jen is!"

- Mikayla Colohan (BYU soccer alum; NWSL Orlando Pride)

"I really enjoyed my time playing for Jen at BYU. Jen has the ability to bring the best out of players and I am forever grateful for the opportunity I had to play for her. Throughout my career at BYU Jen helped me develop an attacking mindset that has helped me develop into the player I am today."

- Ashley Hatch (BYU soccer alum; USWNT; NWSL Washington Spirit)



"Jen is an amazing coach who helped me become a better soccer player. More importantly, however, Jen is a trusted friend and mentor who has helped me become a better person. I will forever be grateful for Jen's ongoing influence in my life."

- Cameron Tucker (BYU soccer alum; NWSL Houston Dash)



Go Cougs!

CONFERENCE SUCCESS

BYU women's soccer has a history of remarkable conference success, dating back to 1996 when it won its first conference title in the Western Athletic Conference. During its years in the MWC, BYU earned six regular-season championship trophies. The Cougars earned nine regular-season championship trophies in the WCC before joining the Big 12 conference in 2023. The longest regular-season conference champion title streak for BYU is five years in a row, running from 2012-2016. While the WCC did not have a conference tournament, BYU earned the title of conference tournament champion seven times in the MWC and once in the WAC. The Cougars have appeared in one Big 12 tournament championship match and one semifinal game since joining their new conference, and will enter the 2025 season looking for their first win.

**YEAR-BY-YEAR REGULAR-SEASON
CONFERENCE CHAMPIONS**
WESTERN ATHLETIC CONFERENCE

1995 - *No regular-season WAC schedule was played, only a postseason tournament.*

1996 - BYU (Pacific), SMU (Mountain)

1997 - BYU (Pacific), SMU (Mountain)

1998 - SDSU (Pacific), SMU & UTEP (Mountain)

MOUNTAIN WEST CONFERENCE

1999 - BYU

2000 - BYU

2001 - BYU

2002 - BYU

2003 - Utah

2004 - UNLV

2005 - Utah

2006 - Utah

2007 - UNLV

2008 - BYU

2009 - BYU

2010 - New Mexico

WEST COAST CONFERENCE

2011 - Pepperdine and San Diego

2012 - BYU

2013 - BYU, Portland and Santa Clara

2014 - BYU

2015 - BYU

2016 - BYU

2017 - Pepperdine

2018 - BYU

2019 - BYU

2020-21 - BYU and Santa Clara

2021 - BYU and Santa Clara

2022 - Santa Clara

BIG 12 CONFERENCE

2023 - Texas Tech

2024 - TCU

**YEAR-BY-YEAR CONFERENCE
TOURNAMENT CHAMPIONS**
WESTERN ATHLETIC CONFERENCE

1995 - San Diego State

1996 - BYU

1997 - SMU

1998 - San Diego State

MOUNTAIN WEST CONFERENCE

1999 - BYU

2000 - BYU

2001 - BYU

2002 - BYU

2003 - Utah

2004 - Utah

2005 - UNLV

2006 - UNLV

2007 - BYU

2008 - BYU

2009 - San Diego State

2010 - BYU

WEST COAST CONFERENCE

The WCC did not have a conference tournament.

BIG 12 CONFERENCE

2023 - Texas

2024 - Kansas

The Cougars celebrate their
1996 WAC tournament win



Go Cougs!

CONFERENCE TOURNAMENT RESULTS

1996 WAC tournament
championship team

WESTERN ATHLETIC CONFERENCE TOURNAMENT

11/1/95	at Wyoming	7-0	W
11/2/95	at New Mexico	1-3	L
11/6/96	vs Air Force	4-0	W
11/7/96	vs San Jose St.	3-0	W
11/8/96	vs San Diego St.	3-1	W
11/5/97	at TCU	3-0	W
11/6/97	at San Jose St.	1-0	W
11/8/97	at SMU	0-2	L
11/4/98	vs Tulsa	3-2	W
11/7/98	vs San Diego St.	1-2	L

11/4/10	at San Diego St.	2-0	W
11/6/10	vs New Mexico (in San Diego)	1-0	W

BIG 12 CONFERENCE TOURNAMENT

10/30/23	vs. Oklahoma (in Texas)	6-0	W
11/1/23	vs. UCF (in Texas)	4-1	W
11/4/23	vs. Texas (in Texas)	1-3	L
11/2/24	vs. Oklahoma St. (in Missouri)	5-0	W
11/6/24	vs. TCU	1-2	L

MOUNTAIN WEST CONFERENCE TOURNAMENT

11/3/99	vs Wyoming (in San Diego)	1-0	W
11/4/99	vs Utah (in San Diego)	4-3	W
11/6/99	at San Diego St.	2-1 (OT)	W
11/3/00	vs Air Force (in Las Vegas)	8-1	W
11/4/00	vs Utah (in Las Vegas)	6-1	W
11/8/01	vs Utah (in Las Vegas)	2-0	W
11/10/01	at UNLV	2-1	W
11/7/02	vs San Diego (in Provo)	9-2	W
11/9/02	vs New Mexico (in Provo)	5-1	W
11/5/03	vs Air Force (in Salt Lake City)	2-0	W
11/6/03	vs New Mexico (in Salt Lake City)	3-2	W
11/8/03	at Utah	0-2	L
11/3/04	vs Air Force (in Provo)	1-2	L
11/2/05	vs San Diego St. (in Las Vegas)	0-2	L
11/2/06	vs UNLV (in Las Vegas)	0-0 (2OT)	T
11/7/07	vs TCU (in Provo)	2-0	W
11/8/07	vs San Diego St. (in Provo)	2-0	W
11/10/07	vs UNLV (in Provo)	2-1	W
11/6/08	at UNLV	4-0	W
11/8/08	vs Utah (in Las Vegas)	1-0	W
11/5/09	vs New Mexico (in Provo)	1-0	W
11/7/09	vs San Diego St. (in Provo)	0-1	L



2010 MWC championship team



Go Cougs!

CONFERENCE CHAMPIONSHIP TEAMS (15 TITLES)



2001 MWC Championship team

1999

As first-year competitors in the MWC, the Cougars tallied an impressive overall record of 21-4, going 12-0 on South Field. With a conference record of 5-1, BYU took home its first MWC regular-season conference championship title.

2000

BYU continued its championship run and once again won the MWC title, finishing 6-0 in conference and 19-4-1 overall. Led by All-Americans Aleisha Cramer Rose and Michelle Jensen Peterson, the Cougars went 8-1-1 at home on South Field.

2001

Continuing its conference domination, the Cougars took home the MWC title for the third year in a row, following another 5-1 conference record. Second-year First Team All-American, Rose, helped lead her team to a 14-7-1 overall record

2002

BYU became four-time MWC champions in 2002 following a successful season and a 6-0 shutout against conference opponents. With an overall record of 16-6, and a home record of 9-3, the Cougars held onto their championship title.

2008

After a five-year hiatus, the Cougars regained their MWC title following an undefeated conference schedule, 7-0, and an overall record of 18-5-1. BYU also went undefeated at home in 2008, going 9-0-1 on South Field.

2009

The Cougars earned their final MWC regular-season championship title in 2009 before moving conferences. With another undefeated conference schedule, 6-0-1, BYU earned the conference trophy. The Cougars' overall record in 2009 was 18-4-2 with notable wins against No. 14 Oregon and No. 15 Oklahoma State.

2012

BYU earned the WCC title following its second season in the new conference. With an overall record of 20-2-2, and an undefeated conference schedule, 7-0-1, the Cougars began their five-year conference winning streak.

2013

Led by All-American Cloee Colohan, the Cougars took home the WCC title for the second year in a row. BYU ended its season with an overall record of 15-5-1, going 8-1 in conference play, sharing the title with conference foes Portland and Santa Clara.

2014

The Cougars continued their winning streak, taking home the WCC title for the third year in a row. A 13-5-3 overall record and a 7-1-1 conference record kept the Cougars at the top of their conference.

2015

BYU continued to dominate the WCC, taking the championship title again in 2015. The Cougars tallied a 16-3-2 overall record, and a 7-1-1 conference record for the second year in a row.

2016

As the final year in BYU's longest conference title winning-streak, the Cougars came out on top of the WCC with a 7-1-1 conference record for the third year in a row. BYU tallied an overall record of 18-3-1, with notable wins against No. 5 Penn State and No. 19 Ohio State.

2018

After BYU's first losing season since 2004 in 2017, the team bounced back to take the WCC title in 2018. The Cougars posted an overall record of 15-5-1, going 8-1 in conference play. BYU's most notable win was a 2-0 shutout against conference foe, No. 6 Santa Clara.



Go Cougs!

CONFERENCE CHAMPIONSHIP TEAMS (15 TITLES)

2019

In 2019, the Cougars took home the WCC title after going undefeated in conference play, 8-0-1. With an overall record of 21-1-1, the Cougars notched a clean slate on South Field, 12-0.

2020-21


After not having a fall season due to the COVID-19 pandemic, the Cougars earned the shared WCC title along with Santa Clara following the spring 2021 season. The Cougars posted an overall record of 11-4-1, going 7-1-1 in conference play.

2021

BYU earned the WCC title in its most successful season ever, leading to a spot in the NCAA College Cup Championship game. Again sharing the title with Santa Clara, the Cougars went 8-1 in conference, notching an overall record of 17-5-2.



2021 College Cup Final



Jamie Shepherd '23



Olivia Smith '23

2021 WCC Champions



Go Cougs!

ALL-TIME SEASON RESULTS

1995

Overall Record: 11-8-1

Conf. Record: *No conf. games in 1995*

H/A: 4-2 / 3-5-1

Longest Win/Lose Streak: 3/3

Date	Opponent	Score	W/L/T
9/2	at Colorado College	1-3	L
9/4	at Wyoming	2-1	W
9/8	Utah	3-1	W
9/9	Montana	1-2	L
9/15	at Fresno State	4-1	W
9/16	at Loyola Marymount	4-3 (2OT)	W
9/21	at Southern Alabama	1-0	W
9/23	at New Mexico	2-2 (2OT)	T
9/29	Portland State	1-3	L
9/30	Northern Colorado	1-0	W
10/6	at San Diego State	0-2	L
10/7	at Pepperdine	1-2	L
10/9	at San Diego	0-4	L
10/13	Gonzaga	4-0	W
10/14	Cal State Northridge	3-1 (OT)	W
10/20	Nebraska	0-2	L
10/21	Creighton	2-1	W
10/27	Utah	2-1	W
11/1	Wyoming [^]	7-0	W
11/2	New Mexico [^]	1-3	L

[^] conference tournament

1996

Overall Record: 22-1

Conf. Record: 7-1

H/A: 12-0 / 8-1

Longest Win/Lose Streak: 14/1

Date	Opponent	Score	W/L/T
8/31	at Montana	4-2	W
9/2	at Arizona	3-2	W
9/6	Weber State	3-0	W
9/13	Wyoming	12-0	W
9/14	Pepperdine	6-2	W
9/19	at Oregon	5-2	W
9/20	at Portland State	3-0	W
9/26	New Mexico	4-0	W
9/27	Creighton	2-1	W
10/4	at North Texas	4-3	W
10/5	at TCU	5-0	W
10/10	Utah State	6-0	W
10/12	Utah	3-0	W
10/16	UC Irvine	3-0	W
10/19	at San Jose State	1-3	L
10/21	at Fresno State	3-1	W
10/24	San Diego State	3-2	W
10/26	Hawaii	7-0	W
11/1	at Cal State Fullerton	2-1	W
11/2	at Cal State Northridge	1-0	W
11/6	Air Force [^]	4-0	W
11/7	San Jose State [^]	3-0	W
11/8	San Diego State [^]	3-1	W

[^] conference tournament

Shauna Rohbock NSCAA All-American
Years: 1995-98 Position: F

1997

Overall Record: 19-4

Conf. Record: 6-2

H/A: 11-0 / 6-4

Longest Win/Lose Streak: 11/2

Date	Opponent	Score	W/L/T
8/30	at Cal State Fullerton	3-2	W
9/1	San Diego	3-0	W
9/4	Michigan State	6-1	W
9/5	Tulsa	3-1	W
9/11	Montana	2-0	W
9/13	Weber State	7-1	W
9/19	Oregon State	1-0	W
9/20	at UC Irvine	3-2	W
9/26	UTEP	7-1	W
9/29	at UCLA	3-1	W
10/2	at New Mexico	2-1	W
10/9	at San Diego State	0-3	L
10/11	at Hawaii	3-0	W
10/16	Fresno State	3-2	W
10/18	San Jose State	3-2	W
10/23	Utah	3-2	W
10/24	UC Santa Barbara	3-0	W
10/30	at Cal Poly	3-2	W
10/31	at Pacific	2-3	L
11/5	vs. TCU [^]	3-0	W
11/6	vs. San Jose State [^]	1-0	W
11/8	vs. SMU [^]	0-2	L
11/15	at Santa Clara [*]	0-1	L

[^] conference tournament^{*} NCAA tournament

1998

Overall Record: 20-5

Conf. Record: 7-2

H/A: 11-3 / 9-2

Longest Win/Lose Streak: 7/1

Date	Opponent	Score	W/L/T
9/1	at UMass	3-2	W
9/5	Weber State	2-1	W
9/11	Colorado	5-2	W
9/12	Portland State	3-1	W
9/18	New Mexico	4-1	W
9/19	Idaho State	3-0	W
9/22	at USC	0-1	L
9/25	Butler	7-0	W
9/26	Montana	1-4	L
10/2	at California	4-3	W
10/5	at Stanford	3-2	W
10/8	at Utah	2-1	W
10/9	Hawaii	7-0	W
10/15	at San Jose State	1-0	W
10/17	at Fresno State	1-0	W
10/22	UNLV	5-0	W
10/24	San Diego State	0-1	L
10/30	at Michigan	2-0	W
10/31	at Michigan State	2-0	W
11/4	Tulsa [^]	3-2	W
11/7	San Jose State [^]	2-0	W
11/7	San Diego State [^]	1-2	L
11/11	Stanford [*]	6-1	W
11/14	vs. UCLA [*]	2-0	W
11/21	vs. Santa Clara [*]	0-3	L

[^] conference tournament^{*} NCAA tournament

1999

Overall Record: 21-4

Conf. Record: 5-1

H/A: 12-0 / 5-4

Longest Win/Lose Streak: 7/1

Date	Opponent	Score	W/L/T
8/27	at Arizona State	3-2	W
9/4	at Northwestern	8-1	W
9/6	at Montana	3-2	W
9/9	UW Milwaukee	5-1	W
9/11	Cal Poly	6-0	W
9/13	Arizona	3-1	W
9/17	at USC	1-2	L
9/18	at Cal State Fullerton	2-1	W
9/24	Washington	3-0	W
9/25	Pacific	2-0	W
9/29	Weber State	3-0	W
10/2	at Boston	2-1	W
10/4	at Harvard	0-1	L
10/8	New Mexico	4-0	W
10/9	Utah	1-0	W
10/14	at UNLV	7-0	W
10/16	at San Diego State	0-2	L
10/21	Wyoming	7-0	W
10/23	Air Force	4-0	W
10/28	Long Beach State	4-0	W
11/3	vs. Wyoming [^]	1-0	W
11/4	vs. Utah [^]	4-3	W
11/6	vs. San Diego State [^]	2-1 (OT)	W
11/10	California [*]	2-0	W
11/13	at Santa Clara [*]	0-2	L

[^] conference tournament^{*} NCAA tournament

2000

Overall Record: 19-4-1

Conf. Record: 6-0

H/A: 8-1-1 / 8-3

Longest Win/Lose Streak: 12/1

Date	Opponent	Score	W/L/T
8/26	Weber State	7-1	W
8/29	at Washington	0-1	L
8/31	at Montana	4-2	W
9/4	Washington State	3-0	W
9/7	Creighton	6-1	W
9/12	at Portland	1-2	L
9/15	San Diego	4-1	W
9/18	at Florida	2-0	W
9/22	at Marquette	1-2	L
9/23	at UW Milwaukee	2-0	W
9/28	USC	1-1 (2OT)	T
9/30	Arizona State	5-1	W
10/5	at New Mexico	4-1	W
10/7	at Utah	5-2	W
10/12	San Diego State	4-0	W
10/14	UNLV	5-0	W
10/19	at Air Force	4-0	W
10/21	at Wyoming	4-1	W
10/27	at Minnesota	2-0	W
10/28	at Arizona	3-2	W
11/3	vs. Air Force [^]	8-1	W
11/4	vs. Utah [^]	6-1	W
11/11	Stanford [*]	5-0	W
11/18	Santa Clara [*]	1-2	L

[^] conference tournament^{*} NCAA tournament

Go Cougs!

ALL-TIME SEASON RESULTS



Aleisha Cramer Rose NSCAA All-American
Years: 2000-03 Position: MF/D

2001

Overall Record: 14-7-1

Conf. Record: 5-1

H/A: 6-2 / 5-1

Longest Win/Lose Streak: 6/2

Date	Opponent	Score	W/L/T
8/31	USC	2-0	W
9/1	Tennessee	1-2	L
9/8	at Minnesota	3-0	W
9/10	at Northwestern	1-0	W
9/21	at Washington	1-1 (2OT)	T
9/22	at Portland	1-2	L
9/25	at Weber State	2-0	W
9/28	Arizona	2-0	W
9/29	Boston	4-0	W
10/4	at Virginia	2-3 (OT)	L
10/6	at Wake Forest	2-3 (2OT)	L
10/11	at UNLV	3-1	W
10/13	at San Diego State	3-2	W
10/17	at Nebraska	0-2	L
10/19	New Mexico	0-1	L
10/25	Air Force	7-0	W
10/27	Wyoming	6-0	W
11/3	Utah	3-0	W
11/8	vs. Utah^	2-0	W
11/10	at UNLV^	2-1	W
11/15	vs. Kansas*	1-0	W
11/17	vs. Nebraska*	0-3	L

^conference tournament

*NCAA tournament

2002

Overall Record: 16-6

Conf. Record: 6-0

H/A: 9-3 / 7-3

Longest Win/Lose Streak: 13/2

Date	Opponent	Score	W/L/T
8/30	Portland	2-1	W
9/2	at Michigan	1-2	L
9/6	Kentucky	0-2	L
9/7	Northwestern	5-0	W
9/14	Idaho State	0-2	L
9/19	Cal State Northridge	2-1	W
9/21	at USC	0-1	L
9/25	at UCLA	0-6	L
9/27	Saint Mary's	2-1 (2OT)	W
10/3	at Washington State	3-1	W
10/5	at Montana	4-1	W
10/10	at Air Force	5-1	W
10/12	at Wyoming	1-0	W

10/17	at New Mexico	3-2	W
10/19	at Notre Dame	3-2	W
10/24	UNLV	3-2	W
10/26	San Diego State	5-1	W
10/30	Weber State	2-0	W
11/2	at Utah	2-1	W
11/7	San Diego State^	9-2	W
11/9	New Mexico^	5-1	W
11/14	Utah*	2-3 (OT)	L

^conference tournament

*NCAA tournament

2003

Overall Record: 16-7-3

Conf. Record: 4-2

H/A: 9-3-1 / 3-3-2

Longest Win/Lose Streak: 4/2

Date	Opponent	Score	W/L/T
8/29	Michigan	0-0 (2OT)	T
8/30	Colgate	2-0	W
9/5	Tennessee	1-0	W
9/8	SUU	5-0	W
9/12	at Kentucky	2-1	W
9/13	vs. Iowa	2-3 (OT)	L
9/19	Montana	0-1	L
9/20	Idaho State	2-0	W
9/23	at Gonzaga	4-0	W
9/26	Florida	2-3 (OT)	L
9/30	Weber State	2-1	W
10/3	USC	2-1	W
10/9	New Mexico	5-1	W
10/11	Air Force	4-0	W
10/16	at San Diego State	0-1	L
10/18	at UNLV	3-2	W
10/23	Wyoming	5-1	W
10/27	at Hawaii	2-2 (2OT)	T
11/1	Utah	0-1 (OT)	L
11/5	vs. Air Force^	2-0	W
11/6	vs. New Mexico^	3-2	W
11/8	at Utah^	0-2	L
11/12	vs. Colorado*	2-0	W
11/15	vs. Idaho State*	2-0	W
11/22	Villanova*	0-0 (PK)	T
11/29	Connecticut*	1-3	L

^conference tournament

*NCAA tournament



Katie Larkin NSCAA All-American
Years: 2005-08 Position: MF/F

2004

Overall Record: 7-10-4

Conf. Record: 3-1-2

H/A: 4-5-2 / 3-5-2

Longest Win/Lose Streak: 2/3

Date	Opponent	Score	W/L/T
8/27	at Idaho State	1-3	L
8/30	Kansas	0-1	L
9/2	Northwestern	3-2 (OT)	W
9/4	Arizona State	2-3	L
9/7	Utah State	2-0	W
9/10	Gonzaga	3-0	W
9/16	at USC	1-1 (2OT)	T
9/18	at Loyola Marymount	1-2	L
9/23	Arizona	0-1	L
9/25	Washington State	1-2	L
9/27	Hawaii	0-0 (2OT)	T
10/1	at Portland	0-2	L
10/2	at Eastern Washington	1-0	W
10/7	San Diego State	0-0 (2OT)	T
10/9	UNLV	1-0	W
10/14	at Texas	2-3 (2OT)	L
10/16	at Air Force	1-1 (2OT)	T
10/21	at Wyoming	2-3 (OT)	L
10/23	at New Mexico	1-0 (OT)	W
10/30	at Utah	2-1	W
11/3	Air Force^	1-2	L

^conference tournament

2005

Overall Record: 15-2-4

Conf. Record: 4-1-2

H/A: 8-1-2 / 6-0-1

Longest Win/Lose Streak: 9/1

Date	Opponent	Score	W/L/T
8/27	at George Mason	4-0	W
8/29	at Hawaii	1-0 (OT)	W
9/2	Weber State	5-1	W
9/5	Utah State	5-0	W
9/9	Denver	2-0	W
9/12	Texas	1-0	W
9/16	at Wisconsin	2-1 (2OT)	W
9/17	at Colgate	2-0	W
9/23	California	1-0	W
9/24	Eastern Washington	0-0 (2OT)	T
9/29	at Arizona State	3-1	W
10/1	at Arizona	2-1	W
10/6	New Mexico	0-1	L
10/8	TCU	4-0	W
10/13	Air Force	6-0	W
10/15	Wyoming	2-0	W
10/20	at UNLV	1-0	W
10/22	at San Diego State	1-1 (2OT)	T
10/28	Utah	1-1 (2OT)	T
11/2	vs. San Diego State^	0-2	L
11/10	vs. Weber State*	1-1 (PKs)	T

^conference tournament

*NCAA tournament



Go Cougs!

ALL-TIME SEASON RESULTS

2006

Overall Record: 13-3-4

Conf. Record: 4-1-2

H/A: 8-1-1 / 6-0-1

Longest Win/Lose Streak: 4/1

Date	Opponent	Score	W/L/T
8/25	Weber State	1-0	W
8/29	Idaho State	2-1 (OT)	W
9/1	at Georgia	2-0	W
9/8	Colorado	3-2	W
9/9	Fresno State	0-1	L
9/14	at Pacific	1-0	W
9/16	at Utah State	1-0 (OT)	W
9/21	at Washington	1-0	W
9/22	at Washington State	1-1 (2OT)	T
9/25	Arizona	1-0	W
9/30	San Francisco	1-0	W
10/5	at TCU	2-0	W
10/7	at Utah	0-1	L
10/12	San Diego State	2-2 (2OT)	T
10/14	Air Force	1-0	W
10/19	Wyoming	3-0	W
10/21	at New Mexico	1-1 (2OT)	T
10/28	UNLV	2-0	W
11/2	vs. UNLV [^]	0-0 (PKs)	T
11/9	vs. Portland [*]	1-2	L

[^]conference tournament^{*}NCAA tournament

Jaime Rendich Beck NSCAA All-American
Years: 2002-05 Position: MF/F

2007

Overall Record: 17-4-2

Conf. Record: 4-3

H/A: 11-1-1 / 6-2-1

Longest Win/Lose Streak: 5/2

Date	Opponent	Score	W/L/T
8/31	at Michigan State	1-0	W
9/6	at Kansas	1-0 (OT)	W
9/8	at Colorado	0-0 (2OT)	T
9/11	Long Beach State	1-0	W
9/14	Wisconsin	1-0	W
9/17	Pacific	1-0	W
9/19	at Weber State	2-0	W
9/22	Cal Poly	0-0 (2OT)	T
9/24	Washington	2-1	W
9/29	Montana	2-1	W
10/4	Utah State	2-1	W
10/6	at Arizona	1-0	W
10/11	TCU	4-1	W
10/13	Utah	0-1	L
10/18	at San Diego State	0-2	L

10/20	at Air Force	3-0	W
10/25	at Wyoming	1-0	W
10/27	New Mexico	1-0	W
11/2	at UNLV	0-1	L
11/7	TCU [^]	2-0	W
11/8	San Diego State [^]	2-0	W
11/10	UNLV [^]	2-1	W
11/15	vs. Texas [*]	0-2	L

[^]conference tournament^{*}NCAA tournament

2008

Overall Record: 18-5-1

Conf. Record: 7-0

H/A: 9-0-1 / 8-5

Longest Win/Lose Streak: 12/3

Date	Opponent	Score	W/L/T
8/22	at Cal Poly	2-1	W
8/25	at LSU	1-4	L
8/29	Georgia	4-1	W
9/1	Arizona	1-0	W
9/4	at William and Mary	1-4	L
9/6	at Marquette	0-1 (OT)	L
9/11	at Long Beach State	0-3	L
9/13	Idaho State	2-0	W
9/16	at Miami	1-0	W
9/19	Michigan State	2-0	W
9/25	California	1-2	L
10/2	at Utah State	2-0	W
10/4	at Utah	5-0	W
10/9	UNLV	1-0	W
10/11	San Diego State	2-0	W
10/16	at TCU	1-0	W
10/18	at New Mexico	2-1	W
10/25	Air Force	3-0	W
10/28	Weber State	1-0	W
11/1	at Wyoming	1-0	W
11/6	at UNLV [^]	4-0	W
11/8	vs. Utah [^]	1-0	W
11/13	Virginia Tech [*]	2-0	W
11/15	USC [*]	1-1 (PKs)	T

[^]conference tournament^{*}NCAA tournament

2009

Overall Record: 18-4-2

Conf. Record: 6-0-1

H/A: 9-2 / 8-2-2

Longest Win/Lose Streak: 7/1

Date	Opponent	Score	W/L/T
8/29	vs. Connecticut	1-0	W
8/31	vs. West Virginia	1-0 (OT)	W
9/3	William & Mary	0-1 (2OT)	L
9/7	Oklahoma State	2-1 (2OT)	W
9/10	at Washington State	1-2	L
9/12	at Montana	2-1	W
9/17	at Northwestern	2-1	W
9/19	at Arizona	1-0	W
9/23	SUU	3-2	W
9/26	Utah State	3-0	W
10/1	Oregon	1-0	W
10/3	Utah	2-1 (OT)	W
10/8	at San Diego State	2-2 (2OT)	T
10/10	at UNLV	1-0	W
10/15	New Mexico	3-0	W
10/17	TCU	2-0	W
10/24	at Air Force	3-0	W
10/28	at Weber State	3-1	W
10/31	Wyoming	2-0	W

11/5	New Mexico [^]	1-0	W
11/7	San Diego State [^]	0-1	L
11/12	vs. UC Santa Barbara [*]	2-0	W
11/14	vs. Stanford [*]	0-2	L

[^]conference tournament^{*}NCAA tournament

Lindsay Lisonbee Cutshall NSCAA All-American
Years: 2009-'12 Position: D

2010

Overall Record: 16-3-3

Conf. Record: 5-1-1

H/A: 7-0-2 / 8-3-1

Longest Win/Lose Streak: 5/1

Date	Opponent	Score	W/L/T
8/20	at Long Beach State	2-0	W
8/23	at Cal State Fullerton	3-0	W
8/27	Weber State	5-1	W
8/31	Northwestern	2-1	W
9/3	Washington State	3-1	W
9/9	LSU	0-0 (2OT)	T
9/11	Marquette	2-1	W
9/18	at Rice	1-0	W
9/20	at Texas	0-1	L
9/25	at Utah State	3-0	W
9/29	Idaho State	4-0	W
10/2	at Wyoming	4-1	W
10/9	Air Force	2-1	W
10/14	at TCU	1-0	W
10/16	at New Mexico	0-1 (2OT)	L
10/21	UNLV	1-1 (2OT)	T
10/23	San Diego State	1-0	W
10/28	at Santa Clara	1-2	L
10/30	at Utah	2-1	W
11/4	at San Diego State [^]	2-0	W
11/6	vs. New Mexico [^]	1-0	W
11/11	vs. UCLA [*]	0-0 (PKs)	T

[^]conference tournament^{*}NCAA tournament

Go Cougs!

ALL-TIME SEASON RESULTS

2011

Overall Record: 11-5-3

Conf. Record: 5-2-1

H/A: 7-3-1 / 4-2-2

Longest Win/Lose Streak: 3/2

Date	Opponent	Score	W/L/T
8/19	at Washington	2-2 (2OT)	T
8/23	Utah	4-0	W
8/26	Miami	0-1	L
8/30	at Idaho State	3-1	W
9/2	Cal State Fullerton	2-1	W
9/5	Arizona	2-0	W
9/10	Rice	0-0 (2OT)	T
9/15	at Oklahoma State	1-2 (OT)	L
9/17	at Oklahoma	0-2	L
9/20	Idaho	5-0	W
9/22	Utah State	1-0	W
10/6	Portland	2-1 (OT)	W
10/8	Pepperdine	0-1	L
10/13	at Santa Clara	0-0 (2OT)	T
10/15	at Gonzaga	3-2	W
10/20	Loyola Marymount	3-0	W
10/27	at San Francisco	5-1	W
10/29	San Diego	0-1	L
11/5	at Saint Mary's	4-1	W

2012

Overall Record: 20-2-2

Conf. Record: 7-0-1

H/A: 12-1-2 / 8-1

Longest Win/Lose Streak: 9/1

Date	Opponent	Score	W/L/T
8/17	at UC Irvine	3-2 (OT)	W
8/23	at Arizona	1-0	W
8/25	at Utah	0-1	L
8/30	Long Beach State	1-0	W
9/1	Colorado College	2-0	W
9/6	Texas	5-0	W
9/8	Penn State	3-1	W
9/13	Cal Poly	5-1	W
9/15	Washington	3-1	W
9/20	at Utah State	1-0	W
9/24	at Oregon	1-0	W
9/27	UVU	1-0	W
10/5	Santa Clara	0-0 (2OT)	T
10/11	San Francisco	3-1	W
10/13	Portland	2-1	W
10/19	Gonzaga	4-1	W
10/25	at San Diego	4-1	W
10/27	Saint Mary's	5-0	W
11/1	at Loyola Marymount	1-0 (2OT)	W
11/3	at Pepperdine	2-0	W
11/10	Utah State*	2-1	W
11/15	Auburn*	1-0	W
11/17	Marquette*	0-0 (PKs)	T
11/23	North Carolina*	1-2 (2OT)	L

*NCAA tournament

2013

Overall Record: 15-5-1

Conf. Record: 8-1

H/A: 10-2 / 5-2-1

Longest Win/Lose Streak: 8/2

Date	Opponent	Score	W/L/T
8/23	Cal State Fullerton	3-1	W
8/31	Nebraska	3-0	W
9/2	at LSU	4-2	W
9/6	Utah	1-0	W

9/12	at Oregon	0-0 (2OT)	T
9/14	UC Irvine	0-1	L
9/19	Oklahoma	3-2	W
9/21	at Long Beach State	0-1	L
9/26	Denver	0-1	L
10/4	at Baylor	2-1	W
10/10	at San Francisco	2-0	W
10/12	at Santa Clara	1-2	L
10/17	Pepperdine	1-0	W
10/19	Loyola Marymount	2-0	W
10/24	at Gonzaga	1-0	W
10/26	at Portland	1-0	W
11/1	San Diego	1-0	W
11/7	Pacific	3-1	W
11/9	Saint Mary's	6-1	W
11/15	Weber State*	4-0	W
11/21	vs. Colorado*	1-2	L

*NCAA tournament



Nadia Gomes NSCAA All-American
Years: 2014-17 Position: F

2014

Overall Record: 13-5-3

Conf. Record: 7-1-1

H/A: 7-2-1 / 6-3-2

Longest Win/Lose Streak: 11/3

Date	Opponent	Score	W/L/T
8/22	at Cal State Fullerton	1-1 (2OT)	T
8/25	Washington State	0-0 (2OT)	T
8/29	at Tennessee	1-0	W
9/1	Baylor	1-2	L
9/5	at Utah	0-1	L
9/11	LSU	3-4	L
9/13	Long Beach State	2-0	W
9/18	Oregon	2-1	W
9/20	Colorado College	4-0	W
9/25	at Denver	4-1	W
9/27	at SMU	3-0	W
10/3	at San Diego	3-2	W
10/9	Portland	3-0	W
10/11	Gonzaga	2-0	W
10/18	at Loyola Marymount	3-0	W
10/23	Santa Clara	5-2	W
10/25	San Francisco	3-0	W
10/30	at Saint Mary's	1-1 (2OT)	T
11/1	at Pacific	4-0	W
11/8	at Pepperdine	2-3	L
11/15	at Colorado*	0-2	L

*NCAA tournament

2015

Overall Record: 16-3-2

Conf. Record: 7-1-1

H/A: 11-0 / 4-3-2

Longest Win/Lose Streak: 5/1

Date	Opponent	Score	W/L/T
8/21	vs. California	2-0	W
8/28	Colorado	2-0	W
8/31	at Nebraska	2-0	W
9/4	Utah	2-0	W
9/7	at Stanford	0-1	L
9/10	Utah State	1-0	W
9/12	UNLV	2-0	W
9/17	Oregon State	1-0	W
9/24	at Cal Poly	1-1 (2OT)	T
9/26	at Long Beach State	2-1	W
10/1	at Gonzaga	1-0	W
10/3	at Portland	2-1	W
10/9	San Diego	1-0	W
10/17	Pacific	2-0	W
10/22	at San Francisco	1-2	L
10/24	at Santa Clara	0-0 (2OT)	T
10/29	Pepperdine	3-0	W
10/31	Loyola Marymount	2-0	W
11/7	Saint Mary's	4-1	W
11/14	UVU*	1-0	W
11/19	at Stanford*	1-2	L

*NCAA tournament

2016

Overall Record: 18-3-1

Conf. Record: 7-1-1

H/A: 8-1-1 / 9-2

Longest Win/Lose Streak: 8/1

Date	Opponent	Score	W/L/T
8/19	at Washington State	2-1 (2OT)	W
8/22	Nebraska	0-1	L
8/26	at Penn State	3-2	W
9/2	Tennessee	5-2	W
9/5	at Utah	2-0	W
9/8	SMU	4-0	W
9/12	at Ohio State	3-0	W
9/17	at Utah State	3-1	W
9/22	Denver	7-0	W
9/24	Long Beach State	1-0	W
9/29	Santa Clara	0-0 (2OT)	T
10/3	San Francisco	4-0	W
10/6	at Loyola Marymount	1-0	W
10/8	at Pepperdine	0-1	L
10/15	Portland	3-0	W
10/21	at San Diego	2-1	W
10/27	at Saint Mary's	4-0	W
10/29	at Pacific	4-0	W
11/5	Gonzaga	6-0	W
11/11	UNLV*	2-0	W
11/17	vs. Oklahoma*	2-1	W
11/19	at South Carolina*	0-1	L

*NCAA tournament



Go Cougs!

ALL-TIME SEASON RESULTS



Ashley Hatch NSCAA All-American; USWNT
Years: 2013-16 Position: F

2017

Overall Record: 7-8-4

Conf. Record: 4-4-1

H/A: 4-3-4 / 3-5

Longest Win/Lose Streak: 2/2

Date	Opponent	Score	W/L/T
8/18	at Penn State	1-3	L
8/21	Ohio State	0-0 (2OT)	T
8/25	Cal State Fullerton	1-1 (2OT)	T
9/1	UCLA	0-1	L
9/4	at Colorado	0-3	L
9/8	Utah	1-1 (2OT)	T
9/11	at Oregon State	3-0	W
9/15	at Arizona	1-2 (OT)	L
9/18	Kansas	3-2	W
9/22	UVU	3-0	W
9/29	San Diego	1-2	L
10/7	Saint Mary's	4-1	W
10/12	Pacific	2-0	W
10/19	Pepperdine	1-2	L
10/21	Loyola Marymount	0-0 (2OT)	T
10/26	at Gonzaga	6-3	W
10/28	at Portland	1-0	W
11/2	at San Francisco	1-2	L
11/4	at Santa Clara	3-4	L

2018

Overall Record: 13-5-1

Conf. Record: 8-1

H/A: 6-2 / 7-3-1

Longest Win/Lose Streak: 5/2

Date	Opponent	Score	W/L/T
8/17	at Cal State Fullerton	1-0 (OT)	W
8/20	at Nebraska	2-2 (2OT)	T
8/24	at Texas A&M	0-2	L
8/30	Stanford	0-2	L
9/1	Idaho State	10-0	W
9/7	at Utah	3-2	W
9/15	at Marquette	3-0	W
9/17	Long Beach State	1-3	L
9/21	UVU	3-1	W
9/27	Gonzaga	3-1	W
9/29	Portland	3-0	W
10/6	at San Diego	2-1 (OT)	W
10/13	at Pepperdine	1-2	L
10/18	at Pacific	5-1	W
10/20	at Saint Mary's	3-1	W
10/25	San Francisco	4-0	W
10/27	Santa Clara	2-0	W
11/3	at Loyola Marymount	2-1	W
11/9	vs. TCU*	1-2	L

*NCAA tournament

2019

Overall Record: 21-1-1

Conf. Record: 8-0-1

H/A: 12-0 / 9-1-1

Longest Win/Lose Streak: 11/1

Date	Opponent	Score	W/L/T
8/22	at Alabama	1-0	W
8/24	at Mississippi State	2-1	W
8/30	SUU	7-0	W
9/6	Utah	2-0	W
9/12	Texas A&M	2-0	W
9/16	at UVU	1-0	W
9/19	at Kansas	2-0	W
9/21	at Kansas State	5-0	W
9/26	at Long Beach State	3-0	W
9/28	UC Irvine	4-2	W
10/5	at Santa Clara	2-2 (2OT)	T
10/9	Pepperdine	5-1	W
10/12	Pacific	6-0	W
10/18	Saint Mary's	8-0	W
10/23	at Portland	2-0	W
10/26	San Diego	3-1	W
11/2	at San Francisco	2-1 (2OT)	W
11/6	at Gonzaga	3-0	W
11/9	Loyola Marymount	8-1	W
11/15	Boise State*	5-1	W
11/21	Louisville*	4-0	W
11/23	NC State*	3-0	W
11/29	at Stanford*	1-5	L

*NCAA tournament

2020-21

Overall Record: 11-4-1

Conf. Record: 7-1-1

H/A: 4-1 / 6-3-1

Longest Win/Lose Streak: 5/2

Date	Opponent	Score	W/L/T
2/6	vs. Utah	5-1	W
2/12	at UCLA	1-2	L
2/15	at USC	3-4 (OT)	L
2/27	San Francisco	3-2	W
3/3	at Missouri	3-0	W
3/6	at Loyola Marymount	3-1	W
3/13	Santa Clara	1-2	L
3/17	UVU	4-1	W
3/20	at Pacific	5-1	W
3/24	at San Diego	6-0	W
3/27	Gonzaga	4-0	W
3/31	at Santa Clara	2-1	W
4/3	at Saint Mary's	1-1 (2OT)	T
4/10	at Pepperdine	2-1	W
4/17	Portland	4-0	W
5/1	vs. Virginia*	0-2	L

*NCAA tournament



Mikayla Colohan MAC Hermann Trophy Finalist
Years: 2017-21 Position: MF

2021

Overall Record: 17-5-2

Conf. Record: 8-0-1

H/A: 12-1 / 4-3-2

Longest Win/Lose Streak: 6/1

Date	Opponent	Score	W/L/T
8/19	Ohio State	3-0	W
8/21	at Auburn	1-2	L
8/26	USC	2-1	W
8/30	at Arkansas	0-2	L
9/2	Marquette	7-0	W
9/9	at Utah	0-0 (2OT)	T
9/11	Missouri	7-4	W
9/16	Idaho State	7-0	W
9/18	Utah State	1-2 (OT)	L
10/2	at Gonzaga	6-1	W
10/6	Saint Mary's	7-0	W
10/9	San Diego	6-0	W
10/16	Pacific	6-1	W
10/20	at San Francisco	3-1	W
10/23	Loyola Marymount	2-0	W
10/30	at Santa Clara	0-1	L
11/3	at Portland	3-0	W
11/6	Pepperdine	1-0 (2OT)	W
11/13	New Mexico*	6-0	W
11/18	vs. Alabama*	4-1	W
11/20	at Virginia*	1-0	W
11/27	South Carolina*	4-1	W
12/3	at Santa Clara*	0-0 (PKs)	T
12/6	vs. Florida State#	0-0 (PKs)	L

*NCAA tournament

#NCAA College Cup Finals

2022

Overall Record: 11-3-7

Conf. Record: 6-0-3

H/A: 6-2-3 / 5-1-3

Longest Win/Lose Streak: 3/1

Date	Opponent	Score	W/L/T
8/18	at Cal State Fullerton	1-0	W
8/26	at Ohio State	2-0	W
8/29	Colorado	2-2	T
9/1	Alabama	2-3	L
9/3	CSUN	5-0	W
9/8	Arkansas	3-3	T
9/10	UVU	2-4	L
9/15	at Utah State	1-1	T
9/17	Utah	2-1	W
10/1	at Saint Mary's	0-0	T
10/5	San Francisco	6-0	W
10/8	at Pacific	1-1	T
10/15	Portland	4-1	W
10/19	at Pepperdine	4-3	W
10/22	Gonzaga	2-1	W
10/29	Santa Clara	0-0	T
11/2	at San Diego	6-0	W
11/5	at LMU	2-1	W
11/11	UVU*	3-0	W
11/17	vs. Stanford*	1-1 (PKs)	T
11/19	at North Carolina*	2-3	L

*NCAA tournament



Go Cougs!

ALL-TIME SEASON RESULTS

2023

Overall Record: 20-3-3

Conf. Record: 7-0-3

H/A: 10-0-3 / 8-1

Longest Win/Lose Streak: 7/1

Date	Opponent	Score	W/L/T
8/17	St. Louis	3-2	W
8/19	Cal State Fullerton	4-1	W
8/24	Long Beach State	2-0	W
8/26	at Boise State	4-1	W
8/31	UCLA	3-1	W
9/2	at UVU	6-1	W
9/9	at Utah	6-1	W
9/14	TCU	3-3	T
9/16	at Utah State	0-1	L
9/21	at Baylor	4-0	W
9/25	at Texas	3-2	W
9/28	Cincinnati	1-1	T
10/2	at Iowa State	7-0	W
10/5	Texas Tech	2-2	T
10/9	Kansas State	2-0	W
10/12	at Oklahoma State	3-0	W
10/16	at Oklahoma	2-0	W
10/23	UCF	3-2	W
10/30	vs. Oklahoma*	6-0	W
11/1	vs. UCF*	4-1	W
11/4	vs. Texas*	1-3	L
11/10	Utah State+	2-0	W
11/16	USC+	1-0	W
11/18	Michigan State+	3-1	W
11/24	UNC+	4-3	W
12/2	Stanford#	0-2	L

*Big 12 Tournament

+NCAA Tournament

#NCAA College Cup Finals

2024

Overall Record: 9-7-5

Conf. Record: 6-2-3

H/A: 6-2-2 / 2-4-3

Longest Win/Lose Streak: 3/2

Date	Opponent	Score	W/L/T
8/15	Wisconsin	1-0	W
8/22	at St. Louis	1-1	T
8/24	at Long Beach State	1-1	T
8/28	at UCLA	0-1	L
8/31	Utah State	1-2	L
9/4	Boise State	2-0	W
9/7	at Arkansas	2-4	L
9/12	Arizona State	1-0	W
9/19	at TCU	1-4	L
9/23	Utah	2-1	W
9/26	Oklahoma State	2-2	T
9/30	Iowa State	3-1	W
10/4	at Arizona	1-2	L
10/10	at Kansas	2-2	T
10/14	at Kansas State	1-0	W
10/17	Baylor	3-3	T
10/21	Houston	3-0	W
10/25	at Texas Tech	2-1	W
11/2	vs. Oklahoma State*	5-0	W
11/6	vs. TCU*	1-2	L
11/15	Santa Clara+	0-1	L

*Big 12 Tournament

+NCAA Tournament

#NCAA College Cup Finals



Go Cougs!

NCAA TOURNAMENT HISTORY

1997 (first round)

First Round: Santa Clara 1, BYU 0

1998 (sweet sixteen)

First Round: BYU 6, Stanford 1
Second Round: BYU 2, UCLA 0
Third Round: Santa Clara 3, BYU 0

1999 (second round)

First Round: BYU 2, California 0
Second Round: Santa Clara 3, BYU 0

2000 (sweet sixteen)

*first-round bye
Second Round: BYU 5, Stanford 0
Third Round: Santa Clara 2, BYU 1 (OT)

2001 (second round)

First Round: BYU 1, Kansas 0
Second Round: Nebraska 3, BYU 0

2002 (first round)

First Round: Utah 3, BYU 2 (OT)

2003 (elite eight)

First Round: BYU 2, Colorado 0
Second Round: BYU 2, Idaho State 0
Third Round: BYU 0, Villanova 0
(BYU advanced on PKs, 5-3)
Quarterfinal: Connecticut 3, BYU 1

2005 (first round)

First Round: Weber State 1, BYU 1
(Weber State advanced on PKs, 4-3)

2006 (first round)

First Round: Portland 2, BYU 1

2007 (first round)

First Round: Texas 2, BYU 0

2008 (second round)

First Round: BYU 2, Virginia Tech 0
Second Round: USC 1, BYU 1
(USC advanced on PKs, 3-2)

2009 (second round)

First Round: BYU 2, UC Santa Barbara 0
Second Round: Stanford 2, BYU 0

2010 (first round)

First Round: UCLA 0, BYU 0
(UCLA advanced on PKs, 4-3)

2012 (elite eight)

First Round: BYU 2, Utah State 1
Second Round: BYU 1, Auburn 0
Third Round: BYU 0, Marquette 0
(BYU advanced on PKs, 6-5)
Quarterfinal: North Carolina 2, BYU 1 (OT)

2013 (second round)

First Round: BYU 4, Weber State 0
Second Round: Colorado 2, BYU 1

2014 (first round)

First Round: Colorado 2, BYU 0

2015 (second round)

First Round: BYU 1, UVU 0
Second Round: Stanford 2, BYU 1

2016 (sweet sixteen)

First Round: BYU 2, UNLV 0
Second Round: BYU 2, Oklahoma 1
Third Round: South Carolina 1, BYU 0

2018 (first round)

First Round: BYU 2, Utah State 1

2019 (elite eight)

First Round: BYU 5, Boise State 1
Second Round: BYU 4, Louisville 0
Third Round: BYU 3, NC State 0
Quarterfinal: Stanford 5, BYU 1

2020-21 (second round)

*first-round bye
Second Round: Virginia 2, BYU 0

2021 (College Cup Final)

First Round: BYU 6, New Mexico 0
Second Round: BYU 4, Alabama 1
Third Round: BYU 1, Virginia 0
Quarterfinal: BYU 4, South Carolina 1
Semi-final: BYU 0, Santa Clara 0
(BYU advanced on PKs, 3-2)
College Cup Final: Florida State 0, BYU 0
(Florida State took home the title after beating the Cougars in PKs, 4-3)

2022 (sweet sixteen)

First Round: BYU 3, UVU 0
Second Round: BYU 0, Stanford 0
(BYU advanced on PKs, 5-4)
Third Round: North Carolina 3, BYU 2

2023 (College Cup semifinal)

First Round: BYU 2, Utah State 0
Second Round: BYU 1, USC 0
Third Round: BYU 3, Michigan St. 1
Quarterfinal: BYU 4, UNC 3
College Cup Semi-final: BYU 0, Stanford 2

2024 (first round)

First Round: BYU 0, Santa Clara 1



In the 2019 NCAA tournament, the Cougars advanced to the quarterfinals where they took on the No. 1-seed Stanford. After beating Boise State, Louisville and NC State earlier in the tournament, the Cougars, led by Mikayla Colohan, Cameron Tucker and Alyssa Jefferson, were finally eliminated by Stanford in the quarterfinals.



Go Cougs!

COUGS IN THE PROS

Three-time All-American soccer and track and field athlete Shauna Rohbock signed for the Women's United Soccer Association San Diego Spirit in 2001 following her senior season for the Cougars. She played two seasons with the Spirit before pursuing Olympic bobsledding.



Four-time All-American Aleisha Cramer Rose was the third youngest player to suit up for the U.S. Women's National Soccer Team at age 16. During her time at BYU, Rose continued to play for the national team, while also becoming one of BYU's most decorated female athletes.



Go Cougs!

COUGS IN THE PROS

Mikayla Colohan; MF (2017-2021)***At BYU:**

- Played 93 games for BYU, tallying 53 goals, 39 assists and 417 shots
- Her 53 goals are the second highest in BYU soccer history
- MAC Hermann Trophy Finalist
- Top Drawer Soccer Player of the Year in 2021
- Four-time All-American

After BYU:

- Drafted to the Orlando Pride in the 2021 NWSL draft, 14th overall pick
- Traded to the Utah Royals in 2023

Lindsy Linsonbee Cutshall; D (2009-2012)**At BYU:**

- Played 41 games for BYU, tallying seven goals, three assists and 48 shots
- MAC Hermann Trophy Finalist
- Three-time All-American

After BYU:

- Drafted fourth overall by Sky Blue FC in 2013, played 2013-2015 seasons
- She played 37 games for Sky Blue FC, netting three goals in the 2014 season

Nadia Gomes; F (2014-2017)***At BYU:**

- Played 79 games during her BYU career, notching 22 goals, 23 assists and 210 shots
- 2015 NSCAA All-American
- 2016 MAC Hermann Trophy watch list

After BYU:

- Drafted by the Orlando Pride as the 23rd overall pick
- Gomes represented Portugal at the 2018 Algarve Cup, scoring her first international goal on March 7, 2018 in a 2-1 win over Australia
- Signed with Chicago Red Stars in 2024

Olivia Smith-Griffitts; D (2019-2023)***At BYU:**

- Played 82 games during her BYU career, notching four goals, 19 assists and 37 shots
- All-WCC Freshman Team
- All-WCC Second Team

After BYU:

- Drafted by Utah Royals as the 20th overall pick in the 2023 draft

Ashley Hatch; F (2013-2016)***At BYU:**

- Played 69 games for BYU, tallying 45 goals, 18 assists and 303 shots

- MAC Hermann Trophy Semifinalist
- 2014 NSCAA All-American

After BYU:

- Drafted second overall by the North Carolina Courage in 2017
- Named the 2017 NWSL Rookie of the Year after recording seven goals and one assist
- Traded to the Washington Spirit in 2018, where she currently plays
- Earned the 2021 NWSL Golden Boot after finishing her regular season with 10 goals
- Made her first USWNT appearance in 2016, in a friendly match against Switzerland
- In 2018, Hatch made the USWNT roster for the Nordic Tournament
- In 2021, she was named to the USWNT roster for two friendlies in Australia
- In her first game of that tournament, Hatch scored 24 seconds into the game to record her first international goal
- 2022 CONCACAF Women's Championship
- SheBelives Cup: 2022, 2023

Olivia Wade-Katoa; MF (2018-2023)***At BYU:**

- Played 120 games during her BYU career, notching 25 goals, 20 assists and 218 shots
- All-WCC Second Team
- 2023 NCAA Third Team All-American
- 2023 Big 12 All-Tournament Team
- All-Big 12 Second Team

After BYU:

- Drafted by the Portland Thorns with the 23rd overall pick in the 2023 draft

Jennie Marshall Lakip; F (2008-2011)***At BYU:**

- Played 89 games during her BYU career, notching 17 goals, 126 shots and eight assists
- Named MWC and TopDrawerSoccer.com players of the week

After BYU:

- 2021: Played for Dimas Escazu (Costa Rica), tallied 14 goals
- 2021-2022: Played for Alajuelense (Costa Rica), tallied 12 goals
- 2023-2024: Played for Queretaro (Mexico), tallied seven goals
- 2024-current: Playing for Valadares Gaia in Liga BPI (Portugal)



Go Cougs!

COUGS IN THE PROS

Katie Larkin; F (2005-2008)**At BYU:**

- Played 86 games for BYU, tallying 37 goals, 17 assists and 270 shots
- Three-time NSCAA All-American

After BYU:

- Drafted by LA Sol in 2009 as the 19th overall pick
- After one season with Sol, she entered the expansion draft and was selected by the Atlanta Beat as the sixth overall pick
- She played in 26 games during her professional career

Maren Hendershot McCrary; MF/F (1996-1999)**At BYU:**

- Played a total of 95 games, taking 277 shots and netting 52 goals
- Her 52 goals is still tied for the third highest in BYU soccer history
- After scoring 14 goals her senior season, McCrary was named an NSCAA All-American

After BYU:

- Drafted to the Carolina Courage in 2000, 7th round, 53rd overall pick
- Traded to the San Jose CyberRays and played professionally for three years in the WUSA (the first professional women's soccer league in the USA)
- Inducted into the BYU Hall of Fame in 2010

Rachel McCarthy; MF/F (2019-2023)***At BYU:**

- Played a total of 101 games, notching 21 goals, 18 assists and 146 shots
- 2020 All-WCC First Team, WCC All-Academic First Team
- 2023 Academic All-Big 12 First Team

After BYU:

- Signed to play overseas with ETO FC Gyor
- Signed with Dallas Trinity FC in the USL Super League (2024)

Brecken Mozingo; MF/F (2020-2023)***At BYU:**

- Played a total of 93 games, notching 36 goals, 37 assists and 294 shots
- MAC Hermann Trophy finalist
- 2023 NCAA First Team All-American
- 2023 College Cup All-Tournament Team
- 2023 All-Midwest Region Team
- 2023 All-Big 12 Team

After BYU:

- Drafted to the Utah Royals as the fourth overall pick in the 2023 draft

Shauna Rohbock; F (1995-1998)**At BYU:**

- Her 94 career goals still holds BYU's individual career record
- Her 25 multi-goal games still holds the BYU record
- Six-time soccer All-American
- All-American outdoor track heptathlon

After BYU:

- Drafted by the WUSA San Diego Spirit in 2001, played two seasons with the team
- Quit her professional soccer career to pursue bobsledding
- Competed in the bobsled at the 2006 Winter Olympics in Turin, winning silver in the two-woman event with Valerie Fleming
- Inducted into the Utah Hall of Fame in 2019

Danika Serassio; MF (2016-2019)**At BYU:**

- 2016 All-WCC Freshman Team
- Ranked No. 38 on TopDrawerSoccer top freshmen list
- 2019 All-WCC Honorable Mention

After BYU:

- Played for Vilaverdense FC in Portugal for one year, 2020-21: played in 6b games for 540 minutes

Jamie Shepherd ; MF (2019-2023)***At BYU:**

- Played and started in 108 games, notching 14 goals, 21 assists and 140 shots
- 2022 NCAA Second Team All-American
- MAC Hermann Trophy watchlist
- All-Midwest Region Team

After BYU:

- Drafted by Bay FC with the 30th overall pick in the 2023 draft

Cameron Tucker ; F (2017-2021)***At BYU:**

- Played 98 games for BYU, notching 43 goals, 29 assists and 240 shots
- 2021 NSCAA All-American
- 2021 MAC Hermann Trophy watch list

After BYU:

- Drafted by Gotham FC in 2021, appeared in 13 matches
- Played for the Utah Royals in 2024
- Signed to USL Super League Spokane Zephyr FC for 2025 season



Go Cougs!

COUGS IN THE PROS

Laveni Vaka; D (2019-2023)***At BYU:**

- Played in 97 games for 7,068 total minutes
- 2021 NCAA All-West Region First Team
- 2022 MAC Hermann Trophy Watch List, WCC Defender of the Year, All-WCC First Team, NCAA First Team All-Region
- 2023: MAC Hermann Trophy Semifinalist, All-Big 12 First Team, United Soccer Coaches First Team All-American

After BYU:

- Drafted in 2024 as 55th pick by Bay FC; waived before the season started
- 2024: Signed to play for Fort Lauderdale United FC in the USL Super League

Michele Vasconcelos; MF/F (2012-2016)***At BYU:**

- Played 65 games for BYU, tallying 29 goals, 23 assists and 139 shots
- 2016 NSCAA All-American
- 2016 WCC Player of the Year

After BYU:

- Drafted 11th overall by the Chicago Red Stars in 2017, appeared in 20 games during the 2018 season
- Moved to the Utah Royals in 2020. Ownership was transferred to a group in Kansas City, so Vasconcelos played on the expansion team in 2021
- 2021: Kansas City loaned Vasconcelos to Sevilla FC of the Spanish Primera Division Femenina for one season
- 2022: Signed with the Portland Thorns as a national team replacement player
- 2023: Re-signed with Thorns FC to a one-year contract
- 2025: Playing for FC Levante Badalona in Liga F

**Currently playing professional soccer*

Other Cougs Drafted:*Cloee Colohan*

Drafted 14th overall by Western New York Flash in 2014; didn't sign

Taylor Isom

Drafted 14th overall by Utah Royals in 2018, the teams first-ever draft pick; didn't make the final roster

Sara Reading

Drafted in 2000 by the Atlanta Beat; suffered an ACL injury during training camp

Staci Reynolds

Drafted in 2000 as the third pick by the Carolina Courage; waived before the season started

National Duty*Mikayla Colohan*

- 2021 USA U-23 camp

Lindsy Lisonbee Cutshall

- 2013 USA U-23 team

Ashley Hatch

- 2015 USA U-23 camp
- 2016 USWNT camp and one cap
- 2017 USA-23 camp
- 2021 USWNT roster

Taylor Isom

- 2017 USA U-23 camp

Katie Larkin

- 2007 USA National Select Women's Team
- 2008 USA U-23 team at Nordic Cup

Aleisha Cramer Rose

- When Rose was 16, she became the third youngest player to have ever played on the USWNT
- 2001 USA U-21 team at Nordic Cup
- 2001 USWNT Nike Cup

Erika Woodbury

- 2007 USA National Select Women's Team
- 2008 USA U-23 team



Go Cougs!

TWINS REPRESENTING TONGA



Laveni and Daviana Vaka, twin sisters who played on the BYU women's soccer team together from 2019-2022, traveled to Fiji to compete with the Tonga women's national team in the 2022 OFC Women's Nations Cup.

After a first-round loss to Samoa, 2-0, Tonga tied Cook Islands 1-1. Without a win under its belt, Tonga played Papua New Guinea in the knockout stage of the tournament.

In the match against PNG, Laveni sent a long-ball down the field to her sister Daviana, who collected the ball and fired off a 35-yard strike over the goalkeeper's head for her first international goal.

Despite a loss to PNG, Laveni earned Player of the Match recognition for her determination, hard work and leadership on the pitch.

Laveni graduated from BYU in 2023, while Daviana transferred to the University of Florida for her final year of eligibility, graduating in 2024. Both sisters now play professionally in Florida.

*Go Cougs!*

ALL-AMERICANS

COUGAR ALL-AMERICANS							
Name	Year	Team	Organization	Name	Year	Team	Organization
Shauna Rohbock	1996	2nd	NSCAA	Lindsi Lisonbee Cutshall	2010	2nd	NSCAA
	1996	3rd	Soccer Buzz		2011	3rd	NSCAA
	1997	2nd	NSCAA		2012	1st	NSCAA
	1997	2nd	Soccer Buzz	Jessica Ringwood	2012	2nd	NSCAA
	1998	3rd	NSCAA	Cloee Colohan	2013	3rd	NSCAA, Soccer America
	1998	3rd	Soccer Buzz	Ashley Hatch	2014	3rd	NSCAA, Soccer America
Maren Hendershot McCrary	1998	3rd	NSCAA		2016	1st	NSCAA
	1999	1st	NSCAA/Adidas	Nadia Gomes	2015	3rd	NSCAA
	1999	HM	Soccer Buzz	Taylor Isom	2016	2nd	NSCAA
Staci Reynolds	1999	2nd	NSCAA/Adidas	Mikayla Colohan	2018	2nd	United Soccer Coaches
	1999	3rd	Soccer Buzz		2019	1st	United Soccer Coaches
	2000	HM	Soccer Buzz		2020-21	1st	United Soccer Coaches
Michelle Jensen Peterson	2000	2nd	Soccer Buzz		2021	1st	United Soccer Coaches
Aleisha Cramer Rose	2000	1st	NSCAA/Adidas	Elise Flake	2019	1st	United Soccer Coaches, espnW
	2000	3rd	Soccer Buzz	Alyssa Jefferson	2019	3rd	United Soccer Coaches
	2001	1st	Soccer Buzz	Cameron Tucker	2021	3rd	United Soccer Coaches
	2002	2nd	NSCAA/Adidas	Brecken Mazingo	2022	2nd	United Soccer Coaches
	2002	3rd	Soccer Buzz		2022	3rd	College Soccer News
	2003	2nd	Soccer Buzz		2023	1st	United Soccer Coaches
	2003	3rd	NSCAA/Adidas	Jamie Shepherd	2022	2nd	United Soccer Coaches
Jaime Rendich Beck	2005	3rd	NSCAA/Adidas, Soccer Buzz	Laveni Vaka	2023	1st	United Soccer Coaches
	2005	HM	Soccer Times	Olivia Wade-Katoa	2023	3rd	United Soccer Coaches
Katie Larkin	2006	3rd	NSCAA/Adidas, Soccer Buzz, Soccer Times				
	2007	3rd	NSCAA/Adidas, Soccer Buzz				
	2008	3rd	NSCAA				
Andrea Willis	2008	4th	Soccer Buzz				
	2009	3rd	NSCAA				

22 All-Americans**Two four-time All-Americans**

Go Cougs!

ACADEMIC ALL-AMERICANS/FRESHMAN ALL-AMERICANS

ACADEMIC ALL-AMERICANS

Name	Year	Team	Organization
Natalyn Lewis	2000	2nd	NSCAA
Sarah Hingham Yee	2001	2nd	NSCAA
Aleisha Cramer Rose	2003	2nd	NSCAA
Erika Woodbury	2007	1st	NSCAA
Andrea Willis	2008	2nd	NSCAA
	2009	2nd	NSCAA
Carlee Payne Holmoe	2011	3rd	NSCAA
	2012	2nd	NSCAA
Erica Owens	2012	2nd	NSCAA
	2013	2nd	NSCAA
Annie Amos	2014	2nd	NSCAA
Sarach Chambers Gardner	2015	3rd	CoSIDA
Michele Vasconcelos	2016	2nd	NSCAA
Alyssa Jefferson	2019	2nd	United Soccer Coaches
Elise Flake	2019	1st	United Soccer Coaches
Mikayla Colohan	2019	1st	United Soccer Coaches
	2021	2nd	CoSIDA

FRESHMAN ALL-AMERICANS

Name	Year	Team	Organization
Aleisha Cramer Rose	2000	1st	Soccer Buzz
Andrea Willis	2006	3rd	Soccer Buzz
Lauren Anderson	2008	3rd	Soccer Buzz
McKinzie Olson	2008	3rd	Soccer Buzz

13 Academic All-Americans
Four Freshman All-Americans



Go Cougs!

BYU SOCCER RECORDS



INDIVIDUAL CAREER RECORDS

Goals			Points			Multiple-Assist Games		
Rk	Name, Seasons	Goals	Rk	Name, Seasons	Points	Rk	Name, Seasons	#
1	Shauna Rohbock, 95-98	94	1	Shauna Rohbock, 95-98	216	1	Brecken Mozingo, 19-23	7
2	Mikayla Colohan, 17-21	53	2	Mikayla Colohan, 17-21	145	1	Mikayla Colohan, 17-21	7
3	Sara Reading, 97-00	52	3	Maren Hendershot McCrary, 96-99	138	3	Carlee Payne Holmoe, 09-12	6
4	Maren Hendershot McCrary, 96-99	51	4	Sara Reading, 97-00	125	3	Michele Murphy Vasconcelos, 12-16	6
5	Ashley Hatch, 13-16	47	5	Ashley Hatch, 13-16	115	5	Maren Hendershot McCrary, 96-99	5
6	Cameron Tucker, 17-21	43	5	Cameron Tucker, 17-21	115	6	Shauna Rohbock, 95-98	4
7	Elise Flake, 16-19	40	7	Michelle Jensen Peterson, 95-97, 99-00	110	6	Karen Robbins-Wunderli, 96-99	4
8	Jeni Willardson Viernes, 99-02	37	8	Brecken Mozingo, 19-23	109	6	Kim Lowe Halladay, 97-00	4
8	Katie Larkin, 05-08	37	9	Aleisha Cramer Rose, 00-03	103	9	Michelle Jensen Peterson, 95-97, 99-00	3
8	Bella Folino, 18-23	37	10	Kim Lowe Halladay, 97-00	100	9	Natalyn Orchard Lewis, 97-00	3
11	Michelle Jensen Peterson, 95-97, 99-00	36	11	Jeni Willardson Viernes, 99-02	97	9	Aleisha Cramer Rose, 00-03	3
11	Brecken Mozingo, 19-23	36	11	Carlee Payne Holmoe, 09-12	97	9	Bobbi Tillotson, 03-06	3
13	Michele Murphy Vasconcelos, 12-16	33	13	Michele Murphy Vasconcelos, 12-16	96	9	Lizzy Braby, 16-19	3
14	Kim Lowe Halladay, 97-00	32	14	Elise Flake, 16-19	94	9	Olivia Wade-Katoa, 18-23	3
15	Carlee Payne Holmoe, 09-12	31	15	Katie Larkin, 05-08	91	Shutouts		
16	Allie Fryer, 22-24	30	16	Bella Folino, 18-23	83	Rk	Name, Seasons	Shutouts
17	Jaime Rendich Beck, 02-05	29	17	Jaime Rendich Beck, 02-05	81	1	Erika Woodbury, 04-07	40
18	Aleisha Cramer Rose, 00-03	28	18	Nadia Gomes, 14-17	69	2	McKinzie Olson, 08-11	36
19	Kassidy Christensen Shumway, 07-10	26	19	Kassidy Christensen Shumway, 07-10	67	3	Jennifer Waldron, 97-01	27.5
20	Olivia Wade-Katoa, 18-23	24	20	Allie Fryer, 22-24	64	4	Erica Owens, 09-13	22
Assists			Shots			5	Hannah Clark, 13-17	12.6
Rk	Name, Seasons	Assists	Rk	Name, Seasons	Shots	6	Sabrina Macias Davis, 16-19	11.7
1	Aleisha Cramer Rose, 00-03	47	1	Mikayla Colohan, 17-21	417	7	Cassidy Smith, 16-21	11
2	Mikayla Colohan, 17-21	39	2	Shauna Rohbock, 95-98	368	7	Rachel Boaz, 15-16	10.9
3	Michelle Jensen Peterson, 95-97, 99-00	38	3	Ashley Hatch, 13-16	337	8	Ashley Smith, 02-05	10
4	Brecken Mozingo, 19-23	37	4	Sara Reading, 97-00	312	9	Dana Wood-Skyles, 95-97	9
5	Maren Hendershot McCrary, 96-99	36	5	Brecken Mozingo, 19-23	294	9	Lynette Hernaez, 23-24	9
5	Kim Lowe Halladay, 97-00	36	6	Maren Hendershot McCrary, 95-99	277	Goals Against Average		
7	Carlee Payne Holmoe, 09-12	35	7	Katie Larkin, 05-08	270	Rk	Name, Seasons	GAA
8	Michele Murphy Vasconcelos, 12-16	30	8	Aleisha Cramer Rose, 00-03	250	1	Rachel Boaz, 15-16	0.40
9	Cameron Tucker, 17-21	29	9	Cameron Tucker, 17-21	240	2	McKinzie Olson, 08-11	0.61
10	Shauna Rohbock, 95-98	26	10	Jeni Willardson Viernes, 99-02	228	2	Erica Owens, 09-13	0.61
11	Karen Robbins-Wunderli, 96-99	25	11	Nadia Gomes, 14-17	217	5	Erika Woodbury, 04-07	0.64
12	Jeni Willardson Viernes, 99-02	23	12	Jessica Ringwood, 09-12	214	6	Sabrina Macias Davis, 16-19	0.87
12	Jaime Rendich Beck, 02-05	23	13	Michele Murphy Vasconcelos, 12-16	211	7	Cassidy Smith, 2015-19, 20-21	0.875
12	Nadia Gomes, 14-17	23	14	Michelle Jensen Peterson, 95-97, 99-00	204	7	Katherine Snyder, 10-14	0.90
15	Natalyn Orchard Lewis, 96, 98-00	22	15	Bella Folino, 18-23	202	8	Catherine Wright, 95-98	0.96
16	Sara Reading, 97-00	21	16	Karen Robbins-Wunderli, 96-99	200	9	Jennifer Waldron, 97-01	0.98
16	Lauren Anderson Cosby, 08-11	21	17	Kim Lowe Halladay, 97-00	199	Save Percentage		
16	Ashley Hatch, 13-16	21	18	Olivia Wade-Katoa, 18-23	196	Rk	Name, Seasons	Pct.
16	Kendell Petersen, 18-23	21	19	Kassidy Christensen Shumway, 07-10	187	1	Rachel Boaz, 15-16	.900
16	Jamie Shepherd, 19-23	21	20	Elise Flake, 16-19	176	2	McKinzie Olson, 08-11	.842
Multiple-Goal Games			Hat Tricks			3	Erica Owens, 09-13	.835
Rk	Name, Seasons	Games	Rk	Name, Seasons	Hat Tricks	4	Cassidy Smith, 16-20	.833
1	Shauna Rohbock, 95-98	25	1	Shauna Rohbock, 95-98	8	5	Erika Woodbury, 04-07	.825
2	Sara Reading, 97-00	11	2	Ashley Hatch, 13-16	3	6	Camille Thomas, 95-97	.810
2	Mikayla Colohan, 17-21	11	3	Michelle Jensen Peterson, 95-97, 99-00	2	7	Sabrina Macias Davis, 16-19	.788
3	Ashley Hatch, 13-16	9	3	Mikayla Colohan, 17-21	2	8	Hannah Clark, 13-17	.776
4	Maren Hendershot McCrary, 96-99	8	3	Cameron Tucker, 17-21	2	9	Lynette Hernaez, 23-24	.750
5	Cameron Tucker, 17-21	7	6	Ashley Monahan, 95-97	1	10	Katherine Snyder, 10-14	.741
5	Brecken Mozingo, 19-23	7	6	Maren Hendershot McCrary, 96-98	1			
7	Bella Folino, 18-23	6	6	Karen Robbins-Wunderli, 96-98	1			
8	Michelle Jensen Peterson, 95-97, 99-00	5	6	Sara Reading, 97-00	1			
8	Michele Murphy Vasconcelos, 12-16	5	6	Jeni Willardson Viernes, 99-02	1			
8	Elise Flake, 16-19	5	6	Bobbi Tillotson, 03-06	1			
8	Allie Fryer, 22-24	5	6	Jessica Aquino-Greenfield, 04-07	1			
			6	Rachel McCarthy	1			



Go Cougs!

INDIVIDUAL CAREER RECORDS

Games Played

Rk	Name, Seasons	Games
1	Jamie Shepherd, 19-23	108
2	Bella Folino, 18-23	107
3	Kendell Petersen, 18-23	103
4	Olivia Wade-Katoa, 18-23	101
4	Rachel McCarthy, 19-23	101
6	Cameron Tucker, 17-21	98
7	Athelia Graham, 96-00	97
7	Sara Reading, 97-00	97
9	Laveni Vaka, 19-23	97
10	Kim Lowe Halladay, 97-00	96



Goals

Rk	Name, Season	Goals
1	Shauna Rohbock, 1996	35
2	Shauna Rohbock, 1998	24
3	Shauna Rohbock, 1995	20
3	Elise Flake, 2019	20
5	Maren Hendershot McCrary, 1998	19
5	Ashley Hatch, 2016	19
7	Michelle Jensen Peterson, 2000	18
7	Sara Reading, 2000	18
7	Ashley Hatch, 2014	18
7	Mikayla Colohan, 2021	18
11	Sara Reading, 1999	17
11	Jeni Willardson Viernes, 2002	17
13	Michele Vasconcelos, 2016	16
13	Mikayla Colohan, 2019	16
13	Cameron Tucker, 2021	16
16	Shauna Rohbock, 1997	15
16	Katie Larkin, 2007	15
18	Maren Hendershot McCrary, 1999	14
18	Elise Flake, 2018	14
18	Brecken Mazingo, 2023	14

Assists

Rk	Name, Season	Assists
1	Kim Lowe Halladay, 2000	15
1	Mikayla Colohan, 2021	15
1	Brecken Mazingo, 2023	15
4	Aleisha Cramer Rose, 2000	13
4	Aleisha Cramer Rose, 2003	13
4	Michele Vasconcelos, 2016	13
4	Lizzy Braby, 2019	13
8	Jennifer Love, 1996	12
8	Michelle Jensen Peterson, 2000	12
8	Aleisha Cramer Rose, 2002	12
8	Nadia Gomes, 2016	12
8	Kendell Petersen, 2023	12
13	Maren Hendershot McCrary, 1996	11
13	Michelle Jensen Peterson, 1996	11
13	Maren Hendershot McCrary, 1997	11
16	Michelle Jensen Peterson, 1997	10
16	Karen Robbins-Wunderli, 1999	10
16	Jaime Rendich Beck, 2003	10
16	Lauren Anderson Cosby, 2008	10
16	Carlee Payne Holmoe, 2009	10
16	Brecken Mazingo, 2022	10

Points

Rk	Name, Season	Points
1	Shauna Rohbock, 1996	79
2	Shauna Rohbock, 1998	57
3	Mikayla Colohan, 2021	51
4	Michelle Jensen Peterson, 2000	48
5	Elise Flake, 2019	47
6	Michele Vasconcelos, 2016	45
7	Maren Hendershot McCrary, 1998	44
7	Ashley Hatch, 2016	44
9	Brecken Mazingo, 2023	43
10	Shauna Rohbock, 1995	42
10	Ashley Hatch, 2014	42
12	Cameron Tucker, 2021	40
13	Sara Reading, 1999	39
13	Jeni Willardson Viernes, 2002	39
13	Mikayla Colohan, 2019	39
16	Shauna Rohbock, 1997	36
16	Maren Hendershot McCrary, 1999	36

INDIVIDUAL SEASON RECORDS

16	Carlee Payne Holmoe, 2009	36
19	Maren Hendershot McCrary, 1996	35
19	Katie Larkin, 2007	35

Shots

Rk	Name, Season	Shots
1	Mikayla Colohan, 2021	134
2	Brecken Mazingo, 2022	109
3	Shauna Rohbock, 1996	108
4	Sara Reading, 2000	107
5	Sara Reading, 1999	102
6	Ashley Hatch, 2014	101
7	Mikayla Colohan, 2019	100
8	Shauna Rohbock, 1998	99
9	Ashley Hatch, 2016	95
10	Shauna Rohbock, 1995	90
11	Brecken Mazingo, 2023	89
12	Jeni Willardson Viernes, 2002	87
12	Jessica Ringwood, 2012	87
14	Maren Hendershot McCrary, 1998	85
15	Mikayla Colohan, 2018	82
16	Elise Flake, 2019	81
17	Maren Hendershot McCrary, 1999	80
17	Cameron Tucker, 2021	80
19	Maren Hendershot McCrary, 1996	76
19	Ashley Hatch, 2015	76

Saves

Rk	Name, Season	Saves
1	Dana Wood, 1995	89
2	Rachel Boaz, 2015	78
3	Erica Owens, 2012	77
4	McKinzie Olson, 2010	74
5	Erika Woodbury, 2004	73
5	Erika Woodbury, 2007	73
7	McKinzie Olson, 2011	72
8	McKinzie Olson, 2008	71
9	Hannah Clark, 2017	69
10	Erika Woodbury, 2006	63
10	McKinzie Olson, 2009	63
10	Erica Owens, 2013	63
10	Sabrina Macias Davis, 2019	63
14	Jennifer Waldron, 2001	62
15	Camille Thomas, 1997	60
15	Jennifer Waldron, 1999	60
17	Savanna Mason, 2022	57
18	Cassidy Smith, 2021	56

Shutouts

Rk	Name, Season	Shutouts
1	Erika Woodbury, 2007	13
2	Erika Woodbury, 2006	12
2	McKinzie Olson, 2009	12
2	Erica Owens, 2012	12
5	Rachel Boaz, 2015	10.4
6	McKinzie Olson, 2010	10
6	Erica Owens, 2013	10
8	Jennifer Waldron, 1999	9
8	McKinzie Olson, 2008	9
10	Jennifer Waldron, 2001	8
10	Ashley Smith, 2003	8
10	Erika Woodbury, 2005	8

Multiple-Goal Games

Rk	Name, Season	Games
1	Shauna Rohbock, 1996	13
2	Shauna Rohbock, 1995	5
2	Ashley Hatch, 2014	5
2	Mikayla Colohan, 2021	5
4	Sara Reading, 1999	4
4	Shauna Rohbock, 1998	4
4	Ashley Hatch, 2016	4
4	Elise Flake, 2019	4
4	Mikayla Colohan, 2019	4
9	Shauna Rohbock, 1997	3
9	Maren Hendershot McCrary, 1998	3
9	Maren Hendershot McCrary, 1996	3
9	Sara Reading, 2000	3
9	Jeni Willardson Viernes, 2002	3
9	Jennifer Henry Fielding, 2002	3
9	Michele Vasconcelos, 2016	3
9	Cameron Tucker, 2019	3
9	Cameron Tucker, 2021	3
9	Brecken Mazingo, 2022	3
9	Allie Fryer, 2024	3

Hat Tricks

Rk	Name, Season	Hat Tricks
1	Shauna Rohbock, 1996	3
1	Shauna Rohbock, 1998	3
3	Shauna Rohbock, 1995	2
3	Michelle Jensen Peterson, 2000	2
3	Ashley Hatch, 2016	2
3	Mikayla Colohan, 2021	2
7	Ashley Monahan, 1996	1
7	Karen Robbins-Wunderli, 1997	1
7	Maren Hendershot McCrary, 1998	1
7	Sara Reading, 1999	1
7	Jessica Aquino, 2005	1
7	Jeni Willardson Viernes, 2005	1
7	Bobbi Tillotson, 2005	1
7	Ashley Hatch, 2014	1
7	Cameron Tucker, 2019	1
7	Cameron Tucker, 2020-21	1

Multiple-Assist Games

Rk	Name, Seasons	Games
1	Mikayla Colohan, 2021	4
2	Shauna Rohbock, 1998	3
2	Lizzy Braby, 2019	3
4	Maren Hendershot McCrary, 1996	2
4	Kim Lowe Halladay, 1997	2
4	Shauna Rohbock, 1997	2
4	Athelia Graham, 1998	2
4	Karen Robbins-Wunderli, 1999	2
4	Maren Hendershot McCrary, 1999	2
4	Michelle Jensen Peterson, 2000	2
4	Natalyn Orchard Lewis, 2000	2
4	Jaime Rendich Beck, 2003	2
4	Aleisha Cramer Rose, 2003	2
4	Bobbi Tillotson, 2004	2
4	Carlee Payne Holmoe, 2010	2
4	Carlee Payne Holmoe, 2011	2
4	Michelle Murphy Vasconcelos, 2014	2
4	Nadia Gomes, 2016	2
4	Mikayla Colohan, 2019	2
4	Cameron Tucker, 2020-21	2



Go Cougs!

INDIVIDUAL SEASON RECORDS

4	Brecken Mazingo, 2021, 2022	2
4	Olivia Wade, 2022	2

Consecutive Games Scoring a Goal

Rk	Name, Season	Games
1	Shauna Rohbock, 1996-97	9
1	Mikayla Colohan, 2020-21	9
2	Elise Flake, 2019	8
3	Jenni Willardson Viernes, 2002	7
3	Michele Murphy Vasconcelos, 2016	7
5	Shauna Rohbock, 1995	5
5	Maren Hendershot McCrary, 1998	5
5	Maren Hendershot McCrary, 1998	5
5	Katie Larkin, 2007	5
5	Cameron Tucker, 2020-21	5
5	Brecken Mazingo, 2022	5

Consecutive Games with an Assist

Rk	Name, Season	Games
1	Brecken Mazingo, 2023	7
2	Aleisha Cramer Rose, 2002	6
3	Aleisha Cramer Rose, 2000	5
3	Carlee Payne Holmoe, 2012	5
5	Kendell Petersen, 2023	4
5	Michelle Jensen Peterson, 1996-97	4
5	Aleisha Cramer Rose, 2001	4
5	Carlee Payne Holmoe, 2009	4
5	Michele Murphy Vasconcelos, 2016	4
5	Michele Murphy Vasconcelos, 2016	4
5	Lizzy Braby, 2019	4
5	Mikayla Colohan, 2021	4

Consecutive Games With A Point

Rk	Name, Season(s)	Games
1	Jeni Willardson Viernes, 2002	13
1	Elise Flake, 2019	13
3	Aleisha Cramer Rose, 2002	12
3	Ashley Hatch, 2014	12
3	Brecken Mazingo, 2023	12
6	Shauna Rohbock, 1996-1997	11
7	Shauna Rohbock, 1996	10
8	Mikayla Colohan, 2020-21	9
8	Mikayla Colohan, 2021	9
10	Maren Hendershot McCrary, 1996	8
10	Ashley Hatch, 2016	8
10	Elise Flake, 2018	8
13	Shauna Rohbock, 1997	7
13	Michele Murphy Vasconcelos, 2016	7
13	Michele Murphy Vasconcelos, 2016	7
13	Cameron Tucker, 2020-21	7
17	Aleisha Cramer Rose, 2000	6
17	Carlee Payne Holmoe, 2009	6
17	Carlee Payne Holmoe, 2012	6
17	Niki Fernandes, 2014	6
17	Cameron Tucker, 2019	6
17	Brecken Mazingo, 2022	6

Save Percentage

Rk	Name, Season	Pct.
1	Rachel Boaz, 2015	.907
2	McKinzie Olson, 2008	.887
3	McKinzie Olson, 2010	.871
4	Erika Woodbury, 2007	.869
5	Hannah Clark, 2016	.857
6	Erica Owens, 2012	.855

7	Erika Woodbury, 2005	.852
8	Erika Woodbury, 2006	.851
9	Camille Thomas, 1997	.822
10	McKinzie Olson, 2011	.818
11	Cassidy Smith, 2021	.812

Goals Against Average

Rk	Name, Season	GAA
1	Rachel Boaz, 2015	0.39
2	Erika Woodbury 2005	0.44
3	Erika Woodbury 2007	0.47
4	McKinzie Olson 2008	0.49
4	McKinzie Olson 2010	0.49
6	Erika Woodbury, 2006	0.52
6	Hannah Clark, 2016	0.52
8	Erica Owens 2012	0.53
9	Cassidy Smith, 2021	0.58
10	McKinzie Olson 2009	0.66



Go Cougs!

INDIVIDUAL GAME RECORDS

Goals

Rk	Name, Opponent, Date	Goals
1	Shauna Rohbock, Pepperdine, 9/96	4
1	Shauna Rohbock, Colorado, 9/98	4
1	Jeni Willardson Viernes, UNM, 11/02	4
1	Bobbi Tillotson, AFA, 10/05	4
1	Cameron Tucker, Saint Mary's, 10/21	4
5	Shauna Rohbock, Utah, 9/95	3
5	Shauna Rohbock, Wyoming, 11/95	3
5	Shauna Rohbock, Oregon, 9/96	3
5	Ashley Monahan, TCU, 10/96	3
5	Shauna Rohbock, SDSU, 11/96	3
5	Karen Robbins-Wunderli, UTEP, 9/97	3
5	Maren Hendershot McCrary, UNM, 9/98	3
5	Shauna Rohbock, Hawaii, 9/98	3
5	Shauna Rohbock, UNLV, 10/98	3
5	Sara Reading, UNM, 10/99	3
5	Michelle Jensen Peterson, Utah, 10/00	3
5	Jessica Aquino Greenfield, Weber St, 9/05	3
5	Ashley Hatch, Portland, 10/14	3
5	Ashley Hatch, Penn State, 8/16	3
5	Ashley Hatch, San Francisco, 10/16	3
5	Cameron Tucker, Kansas State, 9/19	3
5	Rachel McCarthy, San Diego 3/2021	3
5	Cameron Tucker, Utah, 2/2021	3
5	Mikayla Colohan, 9/21, 11/21	3

Assists

Rk	Name, Opponent, Date	Assists
1	Aleisha Cramer Rose, SUU, 9/03	4
2	Shauna Rohbock, Weber St., 9/97	3
2	Natalyn Orchard Lewis, UNLV, 10/00	3
2	Sarah Chambers Gardner, SMC, 11/15	3
2	Mikayla Colohan, Pacific, 10/21	3

Shots

Rk	Name, Opponent, Date	Shots
1	Ashley Hatch, at Saint Mary's, 10/14	15
2	Ashley Hatch, Utah State, 9/15	14
3	Mikayla Colohan, Utah State, 9/21	12
4	Ashley Hatch, at Cal Poly, 9/15	11
4	Mikayla Colohan, Portland, 9/18	11
6	Shauna Rohbock, LMU, 9/95	10
6	Shauna Rohbock, Wyoming, 11/95	10
6	Shauna Rohbock, at Portland St., 9/96	10
6	Sara Reading, USC, 9/00	10
6	Ashley Hatch, UNLV, 9/15	10
6	Ashley Hatch, Washington State, 8/16	10
6	Brecken Mozingo, 8/26/22, 10/5/22	10
12	Shauna Rohbock, UCSB, 10/97	9
12	Sara Reading, New Mexico, 10/99	9
12	Brooke Bowman, Saint Mary's, 9/02	9
12	Jaime Rendich Beck, at Air Force, 10/04	9
12	Katie Larkin, Eastern Wash., 9/05	9
12	Katie Larkin, SDSU, 10/05	9
12	Mikayla Colohan, 10/26/19	9
12	Bella Folino, 10/8/22	9

Saves

Rk	Name, Opponent, Date	Saves
1	Jennifer Waldron, Wake Forest, 10/01	12
2	Dana Wood-Skyles, Colorado Coll., 9/95	10
2	Camille Thomas, SDSU, 10/96	10
2	Camille Thomas, SDSU, 11/96	10
2	Camille Thomas, Santa Clara, 11/97	10
2	Jennifer Waldron, SDSU, 11/98	10

2	McKinzie Olson, UNM, 10/10	10
2	Hannah Clark, Utah, 9/16	10
2	Sabrina Macias Davis, Stanford, 11/19	10
10	Dana Wood-Skyles, Nebraska, 10/95	9
10	Dana Wood-Skyles, Utah, 10/95	9
10	Erika Woodbury, Wyoming, 10/04	9
10	Erika Woodbury, Washington, 9/07	9
10	McKinzie Olson, CS Fullerton, 9/11	9

Quickest Goal Scored

Time	Name, Opponent, Season
0:43	Shauna Rohbock vs. Air Force, 96
0:46	Sara Reading at Montana, 00
0:58	Athelia Graham at Hawaii, 97
0:54	Bella Folino vs. LMU, 21
1:01	Michelle Jensen Peterson vs. Utah, 00
1:05	Bella Folino vs. Iowa St., 23
1:08	Shauna Rohbock vs. SDSU, 96
1:12	Lindsy Lisonbee Cutshall vs. Marq., 10
1:20	Carlee Payne Holmoe at Weber State, 09
1:23	Ashley Monahan vs. Utah State, 96

Latest Goal in Regulation

Time	Name, Opponent, Date
89:59	Jennifer Love, vs. Weber State, 9/97
89:53	Carolyn Swenson, at TCU, 10/06
89:51	Claire Thomas, at LMU, 9/04
89:49	Shauna Rohbock, at Cal, 10/98
89:49	Jeni Willardson Viernes, vs. Utah, 11/02
89:43	Rachelle Dixon, at Northwestern, 9/99
89:34	Caroline Stringfellow, vs. Saint Mary's, 10/21
89:23	Lydia Ojuka, at Washington State, 10/02
89:21	Kim Lowe Halladay, at UCLA, 9/97
89:16	Carlee Payne Holmoe, vs. Auburn, 11/12
89:04	Shauna Rohbock, at Creighton, 10/95

Latest Game-winning Goal in Regulation

Time	Name, Final Score, Opponent, Date
89:49	Shauna Rohbock, 4-3 at Cal, 10/98
89:16	Carlee Payne Holmoe, 1-0 v. Aub., 11/12
89:04	Shauna Rohbock, 2-1 at Creighton, 10/95
88:44	Michelle Jensen Peterson, 1-0 vs. Or. St, 9/97
88:37	Annie Zwahlen, 2-1 vs. USC, 10/03
88:20	Olivia Wade-Katoa, 4-3 vs. UNC, 11/24
88:04	K. Campbell Reinbold, 2-1 v. CSN, 9/02

Latest Goal in Overtime

Time	Name, Opponent, Date
118:40	Shauna Rohbock, at LMU, 9/95
118:13	Annie Hoecherl, vs. Saint Mary's 9/02
117'	Stef Jones, vs. CS Northridge, 10/95*
114'	Camille Henry, vs. CS Northridge, 10/95*
112:58	Jeni Willardson Viernes, vs. CSF, 9/99
110:40	M.Hendershot McCrary, at Mont., 8/96
109:27	Charlene Lui, at Hawaii 8/05
105:50	Shauna Rohbock, vs. Fres. State 10/97
105:05	Shauna Rohbock, at N. Texas, 10/96
104:52	Ashley Hatch, at Wash. State, 8/16

*Recorded only as occurring in the minute

Quickest Game-winning Goal in Overtime

Rk	Name, Opponent, Date
92:22	Jaime Rendich Beck, at N. Mexico 10/04
92:34	Shauna Rohbock, at Fresno State 10/98
93:53	K. Christensen Shumway, at Mich.St., 8/07
94:00	Brooke Bowman, vs. Idaho State, 8/06
94:28	Jennie Marshall, at Portland, 10/11
94:48	Shauna Rohbock, vs. Utah, 10/97
95:00	Kim Lowe Halladay, at N. Mexico, 10/97
95:31	Katie Larkin, at Utah State, 9/06
96:21	Kim Lowe Halladay, vs. SDSU, 11/99
96:57	Madie Siddoway Gates vs. CSF, 8/18



Go Cougs!

FRESHMAN INDIVIDUAL SEASON RECORDS

Goals

Rk	Name, Season	Goals
1	Shauna Rohbock, 1995	20
2	Carlee Payne Holmoe, 2009	13
3	Maren Hendershot McCrary, 1996	12
4	Brooke Bowman, 2002	10
5	Kim Devine, 2001	9
6	Sara Reading, 1997	8
6	Michele Murphy Vasconcelos, 2012	8
6	Allie Fryer, 2022	8
9	Kim Lowe Halladay, 1997	7
9	Jeni Willardson Viernes, 1999	7
9	Kassidy Christensen Shumway, 2007	7
12	Aleisha Cramer Rose, 2003	6
12	Ashley Hatch, 2013	6
12	Bella Folino, 2018	6

Assists

Rk	Name, Season	Assists
1	Aleisha Cramer Rose, 2000	13
2	Jennifer Love Rawlings, 1996	12
3	Maren Hendershot McCrary, 1996	11
4	Karen Robbins-Wunderli, 1999	10
4	Lauren Anderson Cosby, 2008	10
4	Carlee Payne Holmoe, 2009	10
7	Kim Lowe Halladay, 1997	8
8	Michele Murphy Vasconcelos, 2012	7
8	Ashley Hatch, 2013	7
10	Katie Larkin, 2005	6
11	Michelle Jensen Peterson, 1995	5
11	Natalyn Orchard Lewis, 1996	5
11	Mikayla Colohan, 2017	5

Points

Rk	Name, Season	Points
1	Shauna Rohbock, 1995	42
2	Carlee Payne Holmoe, 2009	36
3	Maren Hendershot McCrary, 1996	35
4	Aleisha Cramer Rose, 2000	27
5	Brooke Bowman, 2002	25
6	Sara Reading, 1997	24
7	Michele Murphy Vasconcelos, 2012	23
8	Kim Lowe Halladay, 1997	22
9	Kim Devine, 2001	21
10	Jennifer Love Rawlings, 1996	20
10	Lauren Anderson Cosby, 2008	20
12	Ashley Hatch, 2013	19
13	Allie Fryer, 2022	17
14	Kassidy Christensen Shumway, 2007	16
15	Karen Robbins-Wunderli, 1996	15
15	Bella Folino, 2018	15
17	Katie Larkin, 2005	14

Saves

Rk	Name, Season	Saves
1	Erika Woodbury, 2004	73
2	McKinzie Olson, 2008	71
3	Lynette Hernaez, 2023	58
4	Jennifer Waldron, 1998	48
5	Ashley Smith, 2002	26
6	Hannah Clark, 2014	14
7	Camille Thomas, 1995	12

Shots

Rk	Name, Season	Shots
1	Shauna Rohbock, 1995	90
2	Maren Hendershot McCrary, 1996	76
3	Brooke Bowman, 2002	74
4	Aleisha Cramer Rose, 2000	65
4	Ashley Hatch, 2013	65
6	Katie Larkin, 2005	64
7	Kim Devine, 2001	58
8	Carlee Payne Holmoe, 2009	56
9	Karen Robbins-Wunderli, 1996	49
9	Lauren Anderson Cosby, 2008	49
11	Kassidy Shumway, 2007	48
12	Michelle Jensen Peterson, 1995	45
12	Michele Murphy Vasconcelos, 2012	45
14	Leanne Johnson Weaver, 1995	39
15	Ashley Monahan, 1995	38
16	Allie Fryer, 2022	37
17	Jeni Willardson Viernes, 1999	36
18	Sara Reading, 1997	34
18	Jessica Ringwood, 2009	34
20	SaraJayne Affleck, 2019	33

Shutouts

Rk	Name, Seasons	Shutouts
1	McKinzie Olson, 2008	9
2	Erika Woodbury, 2004	7
3	Lynette Hernaez, 2023	5
4	Jennifer Waldron, 1998	3
5	Ashley Smith, 2002	2



Go Cougs!

FRESHMAN SINGLE GAME RECORDS

Goals			Saves		
Rk	Name, Opponent, Season	Goals	Rk	Name, Opponent, Season	Saves
1	Shauna Rohbock, Wyoming, 95	3	1	Dana Wood Skyles, Colorado College, 95	10
1	Shauna Rohbock, Utah, 95	3	1	Jennifer Waldron, San Diego State, 98	10
1	Jessica Aquino Greenfield, Weber St., 05	3	3	Dana Wood Skyles, Nebraska, 95	9
4	Shauna Rohbock, Utah, 95	2	3	Dana Wood Skyles, Utah, 95	9
4	Shauna Rohbock, Creighton, 95	2	3	Jennifer Waldron, Michigan, 98	9
4	Michelle Jensen Peterson, Gonzaga, 95	2	3	Erika Woodbury, Wyoming, 04	9
4	Shauna Rohbock, LMU, 95	2	7	McKinzie Olson, Cal, 08	8
4	M. Hendershot McCrary, Utah State, 96	2	8	Dana Wood Skyles, LMU, 95	7
4	Maren Hendershot McCrary, TCU, 96	2	8	Dana Wood Skyles, New Mexico, 95	7
4	Maren Hendershot McCrary, N. Texas, 96	2	8	Dana Wood Skyles, Portland State, 95	7
4	Maren Hendershot McCrary, Wyoming, 96	2	8	Ashley Smith, Washington State, 02	7
4	Sara Reading, Tulsa, 97	2	8	McKinzie Olson, USC, 08	7
4	Kim Lowe Halladay, Michigan State, 97	2	8	Lynette Hernaez, Oklahoma, 23	7
4	J. Willardson Viernes, UW-Milwaukee, 99	2	14	Jennifer Waldron, Stanford, 98	6
4	Aleisha Cramer Rose, UNLV, 00	2	14	Ashley Smith, Saint Mary's, 02	6
4	Kim Devine, Virginia, 01	2	14	Natalie Evans, UNLV, 03	6
4	Jaime Rendich Beck, SDSU, 02	2	14	Erika Woodbury, Portland, 04	6
4	K. Christensen Shumway, Air Force, 07	2	14	McKinzie Olson, Wyoming, 08	6
4	Carlee Payne Holmoe, Northwestern, 09	2			
4	Michele Murphy, Texas, 12	2			
4	Mikayla Colohan, Gonzaga, 17	2			
4	Bella Folino, Idaho State, 18	2			
4	Allie Fryer, Pepperdine, 22	2			
4	Mika Krommenhoek, OSU, 24	2			
Assists			First Game, First Goal		
Rk	Name, Opponent, Season	Assists	Name	Opponent, Season	
1	Michele Murphy, Saint Mary's, 12	2	Leanne Johnson Weaver	at Co. College, 95	
1	Carlee Payne Holmoe, Weber State, 09	2	Maren Hendershot McCrary	at Montana, 96	
1	Lauren Anderson Cosby, Georgia, 08	2	Natalyn Orchard Lewis	at Montana, 96	
1	K. Christensen Shumway, Air Force, 07	2	Sara Reading	at Cal State Fullerton, 97	
1	Jaime Rendich Beck, SDSU, 02	2	Kim Lowe Halladay	at Cal State Fullerton, 97	
1	Kim Devine, Virginia, 01	2	Aleisha Cramer Rose	vs. Weber State, 00	
1	Aleisha Cramer Rose, UNLV, 00	2	Annie Hoecherl	vs. Weber State, 00	
1	J. Willardson Viernes, UW-Milwaukee, 99	2	Jessica Harmon Carter	vs. George Mason, 05	
1	Kim Lowe Halladay, Michigan State, 97	2	K. Christensen Shumway	at Mich. State, 07	
1	Sara Reading, Tulsa, 97	2	Auna Janis Doria	at Cal Poly, 08	
1	Maren Hendershot McCrary, Wyoming, 96	2	Michele Murphy	at UC Irvine, 12	
1	Maren Hendershot McCrary, N., 96	2	Ashley Hatch	vs. Cal State Fullerton, 13	
1	Maren Hendershot McCrary, TCU, 96	2	Cameron Tucker	at Penn State, 17	
1	M. Hendershot McCrary, Utah State, 96	2	Josie Bush	vs. Idaho State, 18	
1	Shauna Rohbock, LMU, 95	2			
1	Michelle Jensen Peterson, Gonzaga, 95	2			
1	Shauna Rohbock, Creighton, 95	2			
1	Shauna Rohbock, Utah, 95	2			
1	Mika Krommenhoek, Iowa St., 24	2			
Points			First Game, First Assist		
Rk	Name, Opponent, Season	Points	Name	Opponent, Season	
1	Shauna Rohbock, Wyoming, 95	6	Jennifer Love Rawlings	at Montana, 96	
1	Shauna Rohbock, Utah, 95	6	Kristy Detton	vs. Michigan State, 97	
1	J. Aquino Greenfield, Weber State, 05	6	Aleisha Cramer Rose	vs. Weber State, 00	
4	Shauna Rohbock, LMU, 95	5	Kim Devine	vs. USC, 01	
4	M. Hendershot McCrary, Wyoming, 96	5	Becca Riddle	at Michigan State, 07	
4	Aleisha Cramer Rose, UNLV, 00	5	Lauren Anderson Cosby	at Cal Poly, 08	
4	Michele Murphy, Texas, 12	5	Nadia Gomes	at Cal State Fullerton, 14	
4	Mikayla Colohan, Gonzaga, 17	5	Mikayla Colohan	at Penn State, 17	
4	Bella Folino, Idaho State, 18	5	Ashton Brockbank	vs. Idaho State, 18	
10	Shauna Rohbock, Utah, 95	4	Josie Bush	vs. Idaho State, 18	
10	Shauna Rohbock, Creighton, 95	4			
10	Michelle Jensen Peterson, Gonzaga, 95	4			
10	M. Hendershot McCrary, Utah State, 96	4			
10	Maren Hendershot McCrary, TCU, 96	4			
10	M. Hendershot McCrary, N. Texas, 96	4			
10	Jennifer Love Rawlings, Wyoming, 96	4			



Go Cougs!

TEAM SEASON RECORDS

Goals			Goals Allowed			Most Losses		
Rk	Season	Goals	Rk	Season	GA	Rk	Season	Losses
1	1996	89	1	2015	9	1	2004	10
2	2000	87	2	2005	10	2	1995	8
3	2019	81	3	2006	11	2	2017	8
4	2023	79	3	2007	11	4	2001	7
5	2021	77	3	2016	11	4	2003	7
6	1999	76	6	2010	12	4	2024	7
7	1998	68	7	2012	13	7	2002	6
8	1997	64	8	2009	15			
9	2002	59	8	2013	15			
10	2016	58	10	2019	15			
Assists			Shutouts			Most Consecutive Wins		
Rk	Season	Assist	Rk	Season	Shutouts	Rk	Season	Streak
1	2000	86	1	2008	15	1	Oct. 21, 1996 – Oct. 2, 97	19
2	2023	80	2	2007	14	2	Aug. 31 – Oct. 16, 96	14
3	1996	73	2	2015	14	3	Sept. 27 – Nov. 9, 02	13
4	1999	70	2	2019	14	4	Oct. 2 – Nov. 13, 08	12
5	2021	70	5	2009	13	5	Sept. 30 – Nov. 11, 00	11
6	2019	66	5	2012	13	5	Sept. 9 – Oct. 25, 14	11
7	1997	61	5	2016	13	5	Oct. 9 – Nov. 23, 19	11
7	2016	61	8	1996	12			
9	1998	55	8	1999	12			
10	2003	51	8	2006	12			
Shots			Goals Against Average			Most Consecutive Losses		
Rk	Season	Shots	Rk	Season	GAA	Rk	Season	Streak
1	2000	629	1	2015	0.42	1	Oct. 6 – Oct. 9, 95	3
2	1999	607	2	2005	0.44	1	Sept. 18 – Sept. 25, 04	3
3	2021	573	3	2007	0.46	1	Sept. 4 – Sept. 11, 08	3
4	2023	545	4	2016	0.49	1	Sept. 1 – Sept. 11, 14	3
5	1998	489	5	2006	0.52			
6	1996	475	6	2010	0.53			
7	2003	468	6	2012	0.53			
7	2019	468	8	2019	0.64			
9	2015	446	9	2009	0.65			
10	2002	440	10	2021	0.68			
Points			Corner Kicks			Longest Unbeaten Streak		
Rk	Season	Points	Rk	Season	Corners	Rk	Season	Streak
1	2000	260	1	2021	226	1	Aug. 22 – Nov. 29, 19	22
2	1996	251	2	2000	171	2	Aug. 30 – Nov. 17, 12	20
3	2023	238	2	2023	171	3	Oct. 21, 1996 – Oct. 2, 97	19
4	2019	228	4	2009	159	4	Oct. 2, 2008 – Aug. 31, 09	15
5	2021	224	5	2022	153	5	Aug. 31 – Oct. 16, 96	14
6	1999	222	6	2005	150	6	Sept. 23 – Nov. 11, 00	13
7	1998	191	7	2003	148	6	Sept. 27 – Nov. 9, 02	13
8	1997	187	7	2024	148	6	Sept. 12 – Nov. 5, 09	13
9	2016	177	9	2019	146	6	Sept. 13 – Nov. 1, 14	13
10	2002	168	10	1999	143	6	Sept. 15 – Nov. 17, 22	13
Saves			Most Wins			Longest Winless Streak		
Rk	Season	Saves	Rk	Season	Wins	Rk	Dates	Streak
1	1997	104	1	1996	22	1	Sept. 16 – Oct. 1, 04	6
2	1995	102	2	1999	21	1	Aug. 18 – Sept. 8, 17	6
3	2008	97	2	2019	21			
4	2023	89	4	1998	20			
5	2015	85	4	2012	20			
6	2002	83	4	2023	20			
7	2004	80	7	1997	19			
8	2010	79	7	2000	19			
9	1998	78						
9	2012	78						
						Most Consecutive Home Wins		
Rk	Season		Rk	Season		Rk	Dates	Streak
			1	1996	22	1	Sept. 30, 1995 – Sept. 6, 98	29
			2	1999	21	2	Sept. 13, 2014 – Aug. 22, 16	18
			2	2019	21	3	Sept. 21, 2018 – Nov. 23, 19	17
			4	1998	20	4	Sept. 9, 1999 – Sept. 23, 00	16
			4	2012	20	5	Oct. 27, 2007 – Nov. 13, 08	13
			4	2023	20			
			7	1997	19			
			7	2000	19			
						Most Consecutive Road Wins		
Rk	Season		Rk	Season		Rk	Dates	Streak
						1	Oct. 11, 1997 – Sept. 6, 99	13
						2	Oct. 21, 1995 – Oct. 12, 96	8
						2	Oct. 3, 2002 – Sept. 12, 03	8
						2	Oct. 23, 2004 – Oct. 20, 05	8
						5	Oct. 2, 2008 – Aug. 31, 09	7
						5	Sept. 20, 2012 – Sept. 2, 13	7



Go Cougs!

TEAM SEASON RECORDS

Most Consecutive Conference Wins

Rk	Dates	Streak
1	10/21/99 – 10/13/01 (MWC)	16
2	10/25/01 – 10/11/03 (MWC)	15
3	11/7/07 – 10/3/09 (MWC)	13
3	10/17/13 – 10/25/14 (WCC)	13
5	10/21/96 – 10/2/97 (WAC)	8
5	10/11/12 – 10/10/13 (WCC)	8
5	10/9/19 – 11/9/19 (WCC)	8

Longest Conference Unbeaten Streak

Rk	Dates	Streak
1	11/7/07 – 11/7/09 (MWC)	20
2	10/21/99 – 10/13/01 (MWC)	16
3	10/25/01 – 10/11/03 (MWC)	15
3	10/17/13 – 11/1/14 (WCC)	15
5	10/18/18 – 11/9/19 (WCC)	14
6	11/5/11 – 10/10/13 (WCC)	10

Most Consecutive Games with a Goal

Rk	Dates	Streak
1	10/21/1995 – 10/2/1997	39
2	9/1/2018 – 11/29/2019	38
3	8/31/2000 – 10/13/2001	34
4	9/13/2008 – 11/15/2008	17
4	9/7/2009 – 11/5/2009	17
6	9/1/1998 – 10/22/1998	16
6	10/9/2004 – 9/23/2005	16
6	9/21/2023 – 11/24/2023	16
6	9/31/2024 – 11/6/2024	16
10	9/13/2014 – 11/8/2014	15

Most Consecutive Shutouts

Rk	Dates	Streak
1	8/31/07 – 9/22/07	8
2	8/30/19 – 9/26/19	7
3	10/2/08 – 10/16/08	5
3	10/17/13 – 11/1/13	5
3	9/22/16 – 10/6/16	5
6	10/5/96 – 10/16/96	4
6	10/9/98 – 10/22/98	4
6	10/21/99 – 11/3/99	4
6	10/25/01 – 9/8/01	4
6	8/29/03 – 9/8/03	4
6	10/8/05 – 10/20/05	4
6	10/10/09 – 10/24/09	4
6	9/20/12 – 10/5/12	4
6	8/21/15 – 9/4/15	4

United Soccer Coaches Rankings

Highest Ranking: 1st on 9/5/23
Highest From Last Year: 3rd on 9/6/24
End of Season Ranings:
97: 22nd
98: 13th
99: 20th
00: 10th
02: 23rd
03: 14th
08: 20th
09: 20th
12: 5th
13: 23rd
14: 22nd
15: 17th
16: 9th
19: 5th
20: 17th
21: 13th
22: 14th
23: 4th



TEAM SINGLE GAME RECORDS

Goals			Corner Kicks			Most Goals in a Half		
Rk	Opponent, Date	Goals	Rk	Opponent, Date	Corner Kicks	Rk	Opponent, Date, Half	Goals
1	Wyoming, Sept. 13, 96	12	1	San Diego, Oct. 9, 15	19	1	Wyoming, Sept. 13, 1996 (2nd)	8
2	Idaho State, Sept. 1, 18	10	2	Weber State, Aug. 27, 10	16	2	Hawaii, Oct. 26, 1996 (2nd)	7
3	San Diego State, Nov. 7, 02	9	2	San Diego, Oct. 9, 2021	16	3	Wyoming, Oct. 21, 1999 (1st)	6
4	Northwestern, Sept. 4, 99	8	4	New Mexico, Oct. 19, 01	15	3	Idaho State, Sept. 1, 2018 (2nd)	6
4	Air Force, Nov. 3, 00	8	5	Southern Utah, Sept. 8, 03	14	Quickest Consecutive BYU Goals		
4	Saint Mary's, Oct. 18, 19	8	5	William & Mary, Sept. 4, 09	14			
4	Loyola Marymount, Nov. 9, 19	8	5	Portland, Oct. 6, 11	14	Time Name, Time		
8	Hawaii, Nov. 9, 1995	7	8	Kentucky, Sept. 12, 03	13	0:09	M. Jensen Peterson, 32:59	Creighton
8	Wyoming, Nov. 11, 1995	7	8	Weber State, Nov. 10, 05	13		M. Jensen Peterson, 33:08	Sept. 7, 00
8	Weber State, Sept. 13, 97	7	8	Cal State Fullerton, Aug. 23, 13	13	0:10	M. Hendershot McCrary	Wyoming
<i>*14 others</i>			8	UNLV, Sept. 12, 15	13		M. Hendershot McCrary	Oct. 21, 99
Assists			8	Boise State, Nov. 15, 19	13	0:14	Jessica Aquino, 38:41	Weber State
Rk	Opponent, Date	Assists	8	San Francisco, Sept. 3, Oct. 5, 22	13		Jaime Rendich Beck, 38:55	Sept. 2, 05
1	Idaho State, Sept. 1, 18	11	8	Kansas St., Oct. 9, 23	13	0:14	Nadia Gomes, 52:39	LMU
2	Pacific, Oct. 16, 2021	10	8	Utah, Aug. 23, 24	13		Nadia Gomes, 52:53	Oct. 31, 15
3	Utah State, Sept. 9, 05	9	Most Goals Allowed					
4	Cal Poly, Sept. 11, 99	8	Rk	Opponent, Date	Goals			
4	Creighton, Sept. 7, 00	8	1	at UCLA, Sept. 25, 02	6			
4	Arizona State, Sept. 13, 00	8	2	at Stanford, Nov. 29, 19	5			
4	Missouri, Sept. 11, 2021	8	3	at San Diego, Oct. 9, 95	4			
8	Northwestern, Sept. 4, 99	7	3	Montana, Sept. 26, 98	4			
8	New Mexico, Nov. 9, 02	7	3	at LSU, Aug. 25, 08	4			
8	Air Force, Oct. 13, 05	7	3	at William & Mary, Sept. 4, 08	4			
8	Saint Mary's, Nov. 5, 11	7	3	LSU, Sept. 11, 14	4			
8	Denver, Sept. 22, 16	7	3	Santa Clara, Nov. 4, 17	4			
8	Pacific, Oct. 12, 19	7	3	at USC, Feb. 15, 2021	4			
8	Saint Mary's, Oct. 18, 19	7	3	Missouri, Sept. 11, 2021	4			
8	Oklahoma, Oct. 30, 23	7	3	UVU, Sept. 10, 22	4			
Shots			3	at TCU, Aug. 19, 2024	4			
Rk	Opponent, Date	Shots	3	at Arkansas, Aug. 7, 2024	4			
1	San Diego, Oct. 9, 15	49	Most Goals Allowed In a Win					
2	Wyoming, Nov. 3, 99	42	Rk	Opponent, Date	Score			
2	UNLV, Oct. 14, 00	42	1	Missouri, Sept. 11, 2021	7-4			
2	Ohio State, Aug. 26, 22	42	2	Loyola Marymount, Sept. 16, 95	6-3			
5	San Diego, Nov. 2, 22	41	2	North Texas, Oct. 4, 96	4-3			
6	New Mexico, Oct. 8, 99	40	2	Cal, Oct. 2, 98	4-3			
6	USC, Aug. 26, 00	40	2	Utah, Nov. 4, 99	4-3			
6	Saint Mary's, Sept. 27, 02	40	2	Gonzaga, Oct. 26, 17	4-3			
6	San Diego, Oct. 9, 2021	40	2	Pepperdine, Oct. 19, 22	4-3			
6	New Mexico, Nov. 13, 2021	40	2	UNC, Nov. 24, 23	4-3			
Shots On Goal			Largest Combined Score					
Rk	Opponent, Date	Shots	Rk	Opponent, Date	Score			
1	Saint Mary's, 2002	24	1	Wyoming, Sept. 13, 96	12-0			
2	Hawaii, 1996	23	2	San Diego State, Nov. 7, 02	9-2			
2	San Diego, 2021	23	2	Missouri, Sept. 11, 2021	7-4			
4	Wyoming, 1995	22	4	Idaho State, Sept. 1, 18	10-0			
4	Wyoming, 1996	22	5	Northwestern, Sept. 4, 99	6-3			
4	Idaho State, 1998	22	5	Air Force, Nov. 3, 00	8-1			
4	New Mexico, 1999	22	5	Gonzaga, Oct. 26, 17	8-1			
4	Stanford, 2000	22	5	Loyola Marymount, Nov. 9, 19	8-1			
9	Wyoming, 1999	21	Largest Away Margin of Victory					
9	Southern California, 2000	21	Rk	Opponent, Date	Score			
11	Arizona, 1999	20	1	UNLV, Oct. 14, 99	7-0			
11	Air Force, 1999	20	2	San Diego, Mar. 24, 2021	6-0			
11	Iowa St., 2023	20	2	San Diego, Nov. 2, 22	6-0			
			4	TCU, Oct. 5, 96	5-0			
			4	Kansas State, Sept. 21, 19	5-0			
			4	Gonzaga, Oct. 2, 2021	6-1			



Go Cougs!

Individual Goals in a Game

Rk	Name, Opponent, Date	Goals
1	Shauna Rohbock, Pepperdine, 9/14/96	4
1	Shauna Rohbock, Colorado, 9/11/98	4
1	Jeni Willardson Viernes, UNM, 11/9/02	4
1	Bobbi Tillotson, Air Force, 10/13/05	4
1	Cameron Tucker, St. Mary's, 10/6/21	4
6	Shauna Rohbock, Utah, 9/8/95	3

*12 others

Individual Assists in a Game

Rk	Name, Opponent, Date	Assists
1	Aleisha Cramer Rose, SUU, 9/8/03	4
2	Shauna Rohbock, Weber St., 9/13/96	3
2	Athelia Graham, Stanford, 11/11/98	3
2	Natalyn Orchard Lewis, UNLV, 10/14/00	3
2	S. Chambers Gardner, St. Mary's, 11/7/15	3
2	Mikayla Colohan, Pacific, 10/16/21	3
2	Olivia Smith, Ohio St., 8/19/21	3

Individual Shots in a Game

Rk	Name, Opponent, Date	Shots
1	Ashley Hatch, Utah State, 9/10/15	14
2	Mikayla Colohan, Utah St., 9/18/21	12
2	Mikayla Colohan, San Diego, 10/9/21	12
4	Mikayla Colohan, Portland, 9/29/18	11
5	Sara Reading, USC, 9/28/00	10
5	Ashley Hatch, UNLV, 9/12/15	10
5	Mikayla Colohan, LMU, 10/23/21	10
5	Brecken Mozingo, SF, 10/5/22	10
9	Sara Reading, New Mexico, 10/9/99	9
9	Katie Larkin, E. Washington, 9/24/05	9
9	Mikayla Colohan, San Diego, 10/26/19	9

Saves in a Game

Rk	Name, Team, Date	Saves
1	Ruth Montgomery, Saint Mary's, 9/27/02	19
2	Michelle Craft, San Diego, 10/9/15	17
3	Amanda Patterson, Hawaii, 10/26/96	16
3	Kristen Dulacki, Oregon State, 9/19/97	16
5	Ashely Shephard, Wyoming, 10/19/06	14
6	Katherine Judkins, SDSU, 10/24/96	13
6	Stephanie Jardine, Air Force, 11/6/96	13
6	Katherine Judkins, SDSU, 11/9/96	13
9	Railene Thorson, Montana, 9/9/95	12
9	Jennifer Johnston, Fresno St, 10/16/97	12
9	Tiera Como, E. Washington, 9/24/05	12

Team Shots in a Game

Rk	Opponent, Date	Shots
1	San Diego, 10/9/15	49
2	UNLV, 10/14/00	42
3	New Mexico, 10/8/99	40
3	USC, 9/26/00	40
5	Arizona, 9/13/99	39
5	Wyoming, 10/27/01	39
5	UNLV, 9/12/2015	39
8	Idaho State, 9/19/98	38
9	Air Force, 10/23/99	37
10	San Diego, 9/15/00	36
10	CSUN, 9/3/22	36

Team Assists in a Game

Rk	Opponent, Date	Assists
1	Idaho State, 9/1/18	11

SOUTH FIELD RECORDS

2	Utah State, 9/5/05	9
3	Cal Poly, 9/11/99	8
3	Creighton, 9/7/00	8
3	Arizona State, 9/30/00	8
6	UNLV, 10/14/00	7
6	Air Force, 10/13/05	7
6	Denver, 9/22/16	7
6	Pacific, 10/12/19	7
6	St. Mary's, 10/18/19	7

Corner Kicks in a Game

Rk	Opponent, Date	CKs
1	San Diego, 10/9/15	19
2	Weber State, 8/27/10	16
3	New Mexico, 9/8/03	15
4	Southern Utah, 9/8/03	14
5	Cal State Fullerton, 8/23/13	13
5	UNLV, 9/12/15	13
5	Boise State, 11/15/19	13

South Field Game Records

First Game	BYU vs. Utah	Sept. 8, 1995
First BYU Victory	BYU vs. Utah	3-1, Sept. 8, 1995
First BYU Loss	BYU vs. Montana	2-1, Sept. 9, 1995
First BYU Shutout	BYU vs. Colorado	1-0, Sept. 30, 1995
First Opponent Shutout	BYU vs. San Diego State	1-0, Oct. 24, 1998
First BYU Goal	Shauna Rohbock, vs. Utah, 29'	Sept. 8, 1995
First BYU Assist	Ashley Monahan, vs. Utah, 29'	Sept. 8, 1995
First Hat Trick	Shauna Rohbock, vs. Utah	Sept. 8, 1995
First WAC Game	BYU vs. Utah	Sept. 8, 1995
First MWC Game	BYU vs. New Mexico	Oct. 8, 1999
First WCC Game	BYU vs. Portland	Oct. 6, 2011
First WAC Win	BYU vs. Utah	3-1, Sept. 8, 1995
First WAC Loss	BYU vs. San Diego State	1-0, Oct. 24, 1998
First MWC Win	BYU vs. New Mexico	4-0, Oct. 8, 1999
First MWC Loss	BYU vs. New Mexico	1-0, Oct. 19, 2001
First WCC Win	BYU vs. Portland	2-1, Oct. 6, 2011
First WCC Loss	BYU vs. Pepperdine	1-0, Oct. 8, 2011
First Big 12 Win	BYU vs. Kansas State	2-0, Oct. 9, 2023
First Big 12 Loss	n/a	

Quickest Goal Scored

0:43	Shauna Rohbock vs. Air Force	Nov. 6, 1996
------	------------------------------	--------------

Longest Win Streak

29 games	Sept. 30, 1995 – Sept. 6, 1998
----------	--------------------------------

Largest Margin of Victory

Wyoming, Sept. 13, 1996	W 12-0
-------------------------	--------

Longest Unbeaten Streak

21 games	Sept. 9, 1999 – Nov. 18, 2000
----------	-------------------------------

Most Consecutive Shutouts

10 games	Oct. 25, 2014 - Oct. 31, 2015
----------	-------------------------------

100th Shutout

vs. Nebraska	Aug. 31, 2013
--------------	---------------

Most Goals Allowed in a Game

vs. Montana, Sept. 26, 1998	L 4-1
vs. LSU, Sept. 11, 2014	L 4-3
vs. UVU, Sept. 10, 2022	L 4-2

Total Shutouts

at South Field	170
----------------	-----

South Field Game Attendance Records

Rk	Opponent, Date	Attendance
1	No. 1 UCLA, Sept. 1, 2017	5,735
2	Utah, Sept. 4, 2015	5,620
3	Colorado, Aug. 28, 2015	5,589
4	TCU, Sept. 14, 2023	5,416
4	Utah, Sept. 6, 2013	5,402
5	No. 21 Utah, Sept. 8, 2017	5,367
6	No. 25 USC, Aug. 26, 2021	5,347
7	No. 1 UCLA, Aug. 31, 2023	5,209

South Field Yearly Attendance Records

Rk	Season	Attendance
1	*2023	52,471
2	*2012	48,858
3	*2015	38,466
4	*2022	35,041
5	2024	33,956
6	2013	33,532
7	*2017	33,067
8	2021	32,670
9	*2011	31,697
10	2016	29,574
10	2019	29,574
	*NCAA Leader	

South Field Yearly Per Game Attendance

Rk	Season	Attendance
1	2023	4,036
2	*2015	3,497
3	2024	3,396
4	2012	3,257
5	*2022	3,186
6	*2017	3,006
7	*2016	2,957
7	*2019	2,957
9	2011	2,882
10	2013	2,794
	*NCAA Leader	



Go Cougs!

ALL-TIME PLAYER CAREER STATISTICS

Name	Yrs	GP-GS	MIN	G	A	PTS	SH	SOG
SaraJayne Affleck	2019	23-21	1181	4	3	11	35	14
Elizabeth Affleck	2004	—	—	—	—	—	—	—
Lytiana Akinaka	2018-2024	33-0	455	1	2	4	9	4
Kelli Allen	1995-1996	36-4	—	4	1	9	15	—
Annie Amos	2011-2014	47-37	3463	—	—	—	2	1
Amerlea Anderson	2003-2006	59-n/a	—	2	4	8	36	—
Nicole Anderson	2004-2005	39-n/a	—	—	—	—	10	—
Lauren Anderson Cosby	2008-2011	5-5	318	1	—	2	5	1
Amber Anderson Johnson	1998-2001	38-n/a	—	2	1	5	23	—
Jessica Aquino-Greenfield	2004-2007	62-n/a	—	7	1	15	55	—
Courtney Asay Robbins	2003-2004	31-n/a	—	1	2	4	11	—
Treva Bacon Bryant	1995-1998	47-1	—	0	1	1	25	—
Erin Bailey	2022-2024	53-8	1802	16	2	34	89	48
Emma Bailey	2017-2018	?	—	—	—	—	—	—
Miranda Bailey Topham	2012-2016	58-18	2614	1	—	2	17	5
Ella Ballstaedt	2018-2019	40-1	980	4	3	11	20	9
Stacy Bartholomew Heap	2007-2012	14-3	652	—	—	—	4	2
Ashley Bazzarone	2009-2012	41-39	3629	—	—	—	5	3
Bizzy Bowen	2014-2017	39-39	3278	5	3	13	46	22
Brooke Bowman	2002-2006	87-n/a	—	15	3	33	122	—
Lizzy Braby	2016-2019	79-52	4398	10	18	38	126	60
Brynlee Buhler	2016-2019	46-2	1240	—	2	2	—	—
Josie Bush	2018	6-0	71	1	1	3	2	2
Krissa Campbell Reinbold	2001-2004	86-n/a	—	10	10	30	171	—
Jessica Carter	2005-2008	87-n/a	—	2	3	7	35	—
Sarah Chambers Gardner	2012-2015	63-26	3047	2	3	7	14	6
Jennie Christianson	1998-2001	94-n/a	—	9	15	33	105	—
Natalie Clark	2018-2020	33-0	432	1	—	2	11	6
Cloee Colohan	2012-2013	41-39	3532	8	5	21	100	42
Mikayla Colohan	2017-2021	93-91	7539	53	39	145	417	185
Karen Cook	2005-2008	65-n/a	—	1	1	3	47	—
Christina Cramer	1995	1-0	—	0	0	0	0	0
Paige Creamer	1997-1998	10-0	—	0	0	0	2	—
Kathryn Creer	1995-1996	31-17	—	0	1	1	0	0
Mia Curry	2024	3-0	38	0	0	0	2	1
Haylee Cuthbert	2003-2006	64-n/a	—	3	1	7	28	—
Kimmie Davis	2001-2002	36-n/a	—	4	4	12	28	—
Heidi Dearborn	2005-2007	19-n/a	—	—	1	1	2	—
Kristy Detton	1997-2000	30-n/a	—	2	4	8	12	—
Kim Devine	2001	22-n/a	—	9	3	21	58	—
Megan Dickerson	2000-2001	5-n/a	—	1	—	2	5	—
Angelica Dickson Adams	2010-2013	18-?	?	—	1	1	7	?
Halle Dixon*	2024	6-3	184	1	0	2	4	3
Rachelle Dixon	1999-2001, 2004	62-n/a	—	2	5	9	48	—
Auna Doria	2008-2011	79-?	?	8	4	20	100	?
Amanda Draeger	2004-2008	46-n/a	—	1	2	4	13	—
Nicole Ernest Jackson	2008-2011	32-?	?	—	2	2	7	?
Whitney Feller	2005-2009	62-n/a	—	2	4	8	24	—
Katie Fellows Hodgkiss	2005-2008	81-n/a	—	11	4	26	109	—
Megan Fereday	2006-2011	43-?	?	1	—	1	3	?
Niki Fernandes	2011-2014	35-?	?	7	7	21	50	?
Elise Flake	2016-2019	78-50	4239	40	14	94	176	89
Bella Folino	2018-2023	107-93	7089	43	12	98	231	101
Presley Freeman*	2024	21-21	1657	0	2	2	5	3
Avery Frischknecht*	2022-2024	34-21	2252	4	—	8	19	8



Go Cougs!

ALL-TIME PLAYER CAREER STATISTICS

Name	Yrs	GP-GS	MIN	G	A	PTS	SH	SOG
Allie Fryer*	2022-2024	65-46	3692	30	4	64	172	88
Katie Gabbart	2002-2004	27-n/a	—	—	—	—	5	—
Paola Garcia	2020-2022	12-0	203	1	1	3	6	3
Addie Gardner*	2021, 2024	39-21	1656	3	4	10	38	14
Madie Gates	2015-2018	74-32	2802	6	3	15	79	33
Josie Gelalich	2017-2020	71-54	4722	2	5	9	40	15
Nicole Gilliam	2007-2010	75-?	?	1	2	4	17	?
Nadia Gomes	2014-2017	79-61	4801	22	23	67	210	88
Athelia Graham	1996-2000	97-n/a	—	9	11	29	94	—
Camille Green Heath	2012-2015	?	—	—	—	—	—	—
Kayci Griffin	2013-2014, 2016-18	?	—	—	—	—	—	—
Brooke Hale	2020-2021	26-14	1209	—	—	—	2	—
Emma Hamberlin*	2024	13-8	640	—	2	2	9	3
Becca Hansen	1995	17-9	—	1	1	3	13	—
Savannah Hansen	2024	3-0	36	—	—	—	1	1
Brittany Harlan	1998	18-0	—	1	3	5	6	0
Carla Haslam	2014-2017	?	—	—	—	—	—	—
Ashley Hatch	2013-2016	69-66	4887	45	18	108	303	133
Brianna Hatch	2015-2016	?	—	—	—	—	—	—
Alison Haymond-Harmon	2004-2007	27-n/a	—	—	—	—	2	—
Laura Heaton	2004-2006	7-n/a	—	—	—	—	—	—
Camille Henry	1995	18-18	—	2	0	4	14	—
Jennifer Henry Fielding	2002-2003	44-n/a	—	12	7	31	99	—
Lynda Hercules	2010-2011	21-?	?	2	—	4	8	?
Sarah Higham Yee	1998-2001	91-n/a	—	18	20	56	148	—
Ruby Hladek	2021-2022	17-0	365	—	2	2	22	5
Annie Hoecherl	2000-2002	63-n/a	—	4	7	15	37	—
Farrah Hofheins Olmstead	1999-2002	58-n/a	—	1	7	9	24	—
Britney Holman	2000-2003	68-n/a	—	1	2	4	11	—
Lindsay Humphrey	2004	17-n/a	—	—	—	—	3	—
Kelly Hunsberger	1999-2002	58-n/a	—	5	2	12	74	—
Paige Hunt Barker	2012-2013, 2015-16	81-69	5991	3	10	16	49	19
Taylor Isom	2012-2017	78-78	6960	2	1	5	20	6
Kristi Jackson	2006-2010	60-?	?	1	—	1	13	?
Zoe Jacobs	2019-2023	79-8	2324	1	3	5	13	6
Ashleigh Jameson	2006-2009	64-n/a	—	1	4	6	18	—
Alyssa Jefferson	2014, 2016-19	83-83	6556	—	8	8	15	5
Cami Jensen	2009-2012	38-25	2108	—	2	2	7	2
Janet Jensen	1997-2000	57-n/a	—	4	3	9	14	—
Nicole Jensen Griffin	2003-2005	26-n/a	—	2	1	5	24	—
Michelle Jensen Peterson	1995-97, 1999-00	88-n/a	—	36	38	110	204	—
Colette Jepson Smith	2011-2013	38-30	2615	7	4	18	91	46
Grace Johnson	2020-2021	33-28	2481	1	—	2	23	10
Ashton Johnson	2018-2021	66-4	1944	10	5	25	45	18
Ella Johnson	2013-14, 2016-17	31-19	1818	3	1	7	12	10
Amy Johnson Radcliff	1995-1996	8-0	—	0	0	0	1	—
Leanna Johnson Weaver	1995-97, 1999	59-44	—	9	10	28	107	—
Stephanie Jones Cannon	1995-1996	26-9	—	6	3	15	31	—
Camryn Jorgensen*	2022-2023	18-0	442	0	3	3	0	0
Kelsea Kakadelas	2005-2009	85-n/a	—	3	8	14	110	—
Hallie Keenan	2008-2010	5-?	?	—	—	—	1	?
Lucy Kesler*	2024	19-12	1334	1	3	5	19	7
Shannon Kimball	1995-97, 1999	81-55	—	2	2	6	14	—
Davia King	2002-2004	34-n/a	—	2	2	6	9	—
Mercede Koning	2009-2010	45-?	?	—	1	1	16	?



Go Cougs!

ALL-TIME PLAYER CAREER STATISTICS

Name	Yrs	GP-GS	MIN	G	A	PTS	SH	SOG
Abbie Kotter	2020-2022, 2024	25-3	763	3	1	7	8	5
Twink Krainik	2001-2002	19-n/a	—	—	1	1	8	—
Mika Krommenhoek*	2024	21-21	1704	3	4	10	31	12
Ella Labrum*	2024	5-1	122	1	—	2	1	1
Katie Larkin	2005-2008	86-n/a	—	37	17	91	270	—
Lindsi Lisonbee Cutshall	2009-2012	41-39	3842	7	3	17	48	18
Jocelyn Loomis	2015-2016	41-8	1360	2	5	9	29	16
Jennifer Love Rawlings	1996-1999	19-5	—	4	4	12	57	—
Kim Lowe Halladay	1997-2000	96-n/a	—	32	36	100	199	—
Emily Lubeck	1995-96, 1998	67-64	—	1	4	6	18	—
Charlene Lui	2002-2005	88-n/a	—	6	2	14	67	—
Rachel Lyman	2014, 2016-19	73-59	5257	1	17	19	29	10
Rachel Manning	2010-2013	59-56	5284	4	5	13	54	22
Jennie Marshall	2008-2011	89-?	?	17	8	42	126	?
Kimmie Martins	2003-2004	27-n/a	—	1	1	3	7	—
Madie Mathews	2014-2017	75-22	3147	14	12	40	110	46
Ellie Maughan	2019-2023	91-44	3472	10	14	34	108	47
Jessica Mazur	1995-1996	8-0	—	0	0	0	2	—
Rachel McCarthy	2019-2023	101-26	4344	21	18	60	146	77
Maren McCrary	1996-1999	95-95	—	51	36	138	277	—
Elena Medeiros	2013-2016	77-60	4734	19	13	51	129	62
Heather Mendenhall Dahl	1995	18-8	—	2	3	7	25	—
Ashley Monahan	1995-1997	65-64	—	14	15	43	91	—
Makaylie Moore	2017-2021	88-31	2695	13	4	30	68	33
Brecken Mozingo	2020-2023	93-74	5583	36	37	109	294	122
Erin Murphy Horton	1996-1999	24-4	—	—	1	1	—	—
Natalie Nate-Henriksen	2004-2007	83-n/a	—	6	2	14	109	—
Emma Neff*	2022-2024	19-0	614	—	—	—	3	1
Kari Neilson	1995	1-0	—	—	—	—	—	—
Rachel Nelson	2007-2009	7-n/a	—	—	—	—	—	—
Stephanie Ney	2014-2017	41-41	3292	—	2	2	4	—
Marissa Nimmer Linehan	2011-2015	65-22	2477	9	8	26	87	44
Lydia Ojuka	2000-2003	87-n/a	—	23	13	59	141	—
Dana Oldroyd Cusick	2008-2012	71-?	?	5	4	14	42	?
Natalyn Orchard Lewis	1996-2000	88-44	—	14	22	50	171	—
Carlee Payne Holmoe	2009-2012	89-?	?	31	35	97	173	?
Sierra Pennock	2022-2024	56-2	1340	2	6	10	29	17
Kendell Petersen	2018-2023	103-72	5563	4	21	29	102	31
Jenavieve Phillips	2002-2006	40-n/a	—	1	2	4	26	—
Tylie Pratt	2024	18-3	571	—	—	—	7	4
Cydney Price	1995-1996	11-0	—	—	—	—	—	—
Sara Reading	1997-2000	97-n/a	—	52	21	125	312	—
Shaylyn Redding	2017-2018	16-3	450	—	1	1	—	—
Jaime Rendich Beck	2002-2005	88-n/a	—	29	23	81	202	—
Staci Reynolds	1997-2000	95-n/a	—	5	15	26	115	—
Becca Riddle	2007-2008	45-n/a	—	1	5	7	61	—
Jessica Ringwood	2009-2012	88-?	?	20	12	52	216	?
Melissa Robbins Jolley	1995-1998	44-30	—	—	1	1	17	—
Karen Robbins Wunderli	1996-1999	94-93	—	16	25	57	200	—
Laurel Roderick Simpson	1995-1998	91-91	—	—	5	5	23	—
Shauna Rohbock	1995-1998	90-87	—	94	26	214	368	—
Aleisha Rose	2000-2003	92-n/a	—	28	47	103	250	—
Kyleigh Royall	2010-2013	51-5	1595	5	1	11	27	13
Ella Rustand*	2023-2024	28-19	1261	—	1	1	1	1
Danika Serassio	2016-2019	81-80	6743	4	4	12	61	23



Go Cougs!

ALL-TIME PLAYER CAREER STATISTICS

Name	Yrs	GP-GS	MIN	G	A	PTS	SH	SOG
Jamie Shepherd	2019-2023	108-108	9138	14	21	49	140	43
Josie Shepherd	2024	3-0	45	—	—	—	—	—
Kassidy Shumway	2007-2010	92-n/a	—	26	15	67	187	—
Abbi Sine*	2024	9-0	123	—	—	—	1	—
Gabriel Smart	1995	6-0	—	—	1	1	3	—
Olivia Smith-Griffitts	2019-2023	82-79	5416	4	19	27	37	16
Ellie Smith	2017, 2019	4-0	55	—	1	1	1	1
Terra Smith Bigelow	2001-2003	56-n/a	—	10	9	29	42	—
Katie Smurthwaite	2005-2006	8-n/a	—	0	0	0	2	—
Aydre Soffe	1999-2003	28-n/a	—	2	—	4	12	—
Stephanie Staples-Portwood	2004-2007	26-n/a	—	—	—	—	7	—
Brittain Steiner	2013-2017	? (missing 2015)		—	—	—	3	—
Erin Stock	2001-2002	9-n/a	—	—	—	—	3	—
Izzi Stratton	2022-2023	47-46	3837	—	2	2	27	5
Caroline Stringfellow	2021, 2024	35-2	944	2	4	8	17	10
Mattyn Summers*	2024	21-20	1542	—	—	—	10	3
Carolyn Swenson	2004-2007	82-n/a	—	8	8	24	100	—
Claire Thomas	2003-2006	67-n/a	—	4	3	11	38	—
Jaiden Thornock	2011-2014	75-32	3453	13	9	35	126	63
Brooke Thulin	2002-03, 2005	61-n/a	—	4	8	16	65	—
Bobbi Tillotson	2003-2006	81-n/a	—	10	19	39	81	—
Cameron Tucker	2017-2021	98-62	5546	43	29	115	240	127
Whitney Urrutia	2004	10-n/a	—	—	—	—	—	—
Laveni Vaka	2019-2023	97-74	7068	—	3	3	17	5
Daviana Vaka	2019-2022	47-0	1226	—	2	2	13	7
Mackenzie Vance*	2024	21-21	1674	7	1	15	44	20
Alyssa Vander Veur	2005-2009	68-n/a	—	7	4	18	84	—
Kayla Varner	2011-2012	16-?	?	—	1	1	5	?
Michele Vasconcelos	2012-2016	(missing 2015)		—	—	—	—	—
Olivia Wade-Katoa	2018, 2020-23	120-97	9107	25	20	70	218	84
Amber Wadsworth	2009-2012	(missing 2012)		—	—	—	—	—
Ellie Walbruch*	2023-2024	26-1	1175	11	4	26	58	25
Avery Walker	2013-2017	(missing 2014-15)		—	—	—	—	—
Tara Warner	2020-2024	63-9	2097	2	8	12	29	11
Danielle Warner Bailey	1995-1996	12-0	—	—	2	2	2	—
Aurelin Weidner	1998-2001	89-n/a	—	1	2	4	24	—
Natalee Wells	2020-2022	36-10	1247	—	—	—	3	—
Donna Werts Corry	1998-2001	36-n/a	—	1	2	4	14	—
Jeni Willardson Viernes	1999-2002	93-n/a	—	37	23	97	228	—
Alison Williams	2003-2004	1-0	—	—	—	—	—	—
Andrea Willis	2005-2009	91-n/a	—	5	5	15	60	—
Courtnee Wood	2012, 2015	?		—	—	—	—	—
Jacey Wood	2021, 2023-2024	10-0	100	—	1	1	1	1
Annie Zwahlen	2003-2006	61-n/a	—	8	5	21	54	—



Go Cougs!

ALL-TIME GOALKEEPER CAREER STATISTICS

Name	Yrs	GP-GS	MIN	GA	GA AVG	Saves
Rachel Boaz	2015-2016	29-24	2244	10	0.41	90
Jenny Campbell	1999-2000	2-n/a	31	1	2.86	0
Hannah Clark	2013-2017	52-37	3586	41	?	142
Sabrina Davis	2015-2019	45-39	3477	33	0.86	122
Kylee Dickson	1999-2001	17-n/a	625	2	0.33	14
Haven Empey	2020-21, 2023	—	—	—	—	—
Natalie Evans	2002-2005	12-n/a	555	7	1.26	25
Amanda Gott	2001-2004	18-n/a	1405	25	1.71	55
Lynette Hernaez*	2023-2024	39-35	3179	43	1.22	129
Kelsey Hoopes	2021, 2023-2024	4-0	65	—	—	—
Hilary Kaufusi	2011-2014	—	—	—	—	?
Josie Manwill	2017-2019	3-0	49	0	0	4
Savanna Mason	2017, 2020-23	46-33	3016	41	1.223	94
Mckinzie Olson	2008-2011	86-?	7767	53	0.61	283
Erica Owens	2009-2013	47-?	4126	28	0.61	142
Simone Seymour	2007-2009	—	—	—	—	—
Aleena Shelton	2006-2008	13-n/a	622	9	0.75	21
Taygan Sill	2022	4-0	162	2	1.11	6
Meredith Simmons	2003	—	—	—	—	—
Ashley Smith	2002-2005	36-n/a	2669	30	1.01	79
Cassidy Smith	2015-2021	54-44	3966	35	0.80	134
Katherine Snyder	2010-2014	4-?	48	1	1.85	2
Camille Thomas	1995-1997	33-27	2461	28	1.02	120
Jennifer Waldron	1997-2001	84-n/a	7189	78	0.98	221
Tiffany Winn	1998-1999	5-1	107	1	0.84	2
Dana Wood Skyles	1995-1997	42-38	—	48	1.25	144
Erika Woodbury	2004-2007	84-n/a	7817	55	0.64	261
Catherine Wright	1995-1998	19-10	1129	12	0.96	47



ALL-TIME OVERTIME GAMES

Year	Opponent	Single/Double OT	Score	W/L/T
1995	Loyola Marymount	2OT	4-3	W
1995	New Mexico	2OT	2-2	T
1995	CSUN	OT	3-1	W
1999	San Diego State	OT	2-1	W
2000	USC	2OT	1-1	T
2001	Washington	2OT	1-1	T
2001	Virginia	OT	2-3	L
2001	Wake Forest	2OT	2-3	L
2002	Saint Mary's	2OT	2-1	W
2002	Utah	OT	2-3	L
2003	Michigan	2OT	0-0	T
2003	Iowa	OT	2-3	L
2003	Florida	OT	2-3	L
2003	Hawaii	2OT	2-2	T
2003	Villanova	2OT	0-0	T
2004	Northwestern	OT	3-2	W
2004	USC	2OT	1-1	T
2004	Hawaii	2OT	0-0	T
2004	San Diego State	2OT	0-0	T
2004	Texas	2OT	2-3	L
2004	Air Force	2OT	1-1	T
2004	Wyoming	OT	2-3	L
2004	New Mexico	OT	1-0	W
2005	Hawaii	OT	1-0	W
2005	Wisconsin	2OT	2-1	W
2005	Eastern Washington	2OT	0-0	T
2005	San Diego State	2OT	1-1	T
2005	Utah	2OT	1-1	T
2006	Idaho State	OT	2-1	W
2006	Utah State	OT	1-0	W
2006	Washington State	2OT	1-1	T
2006	San Diego State	2OT	2-2	T
2006	New Mexico	2OT	1-1	T
2006	UNLV	2OT	0-0	T
2007	Michigan State	OT	1-0	W
2007	Kansas	OT	1-0	W
2007	Colorado	2OT	0-0	T
2007	Cal Poly	2OT	0-0	T
2008	Marquette	OT	0-1	L
2008	USC	2OT	1-1	T
2009	Hawaii	2OT	0-0	T
2009	William & Mary	2OT	0-1	L
2009	Oklahoma State	2OT	2-1	W
2009	San Diego State	2OT	2-2	T
2010	LSU	2OT	0-0	T
2010	New Mexico	2OT	0-1	L
2010	UNLV	2OT	1-1	T
2010	UCLA	2OT	0-0	T
2011	Washington	2OT	2-2	T
2011	Rice	2OT	0-0	T
2011	Oklahoma State	OT	1-2	L
2011	Portland	OT	2-1	W
2011	Santa Clara	2OT	0-0	T
2012	UC Irvine	OT	3-2	W
2012	Santa Clara	2OT	0-0	T



ALL-TIME OVERTIME GAMES

Year	Opponent	Single/Double OT	Score	W/L/T
2012	Loyola Marymount	2OT	1-0	W
2012	Marquette	2OT	0-0	T
2012	North Carolina	2OT	1-2	L
2013	Oregon	2OT	0-0	T
2014	Cal State Fullerton	2OT	1-1	T
2014	Washington State	2OT	0-0	T
2014	Saint Mary's	2OT	1-1	T
2015	Cal Poly	2OT	1-1	T
2015	Santa Clara	2OT	0-0	T
2016	Washington State	2OT	2-1	W
2016	Santa Clara	2OT	0-0	T
2017	Ohio State	2OT	0-0	T
2017	Cal State Fullerton	2OT	1-1	T
2017	Utah	2OT	1-1	T
2017	Arizona	OT	1-2	L
2017	Loyola Marymount	2OT	0-0	T
2018	Cal State Fullerton	OT	1-0	W
2018	Nebraska	2OT	2-2	T
2018	San Diego	OT	2-1	W
2019	Santa Clara	2OT	2-2	T
2019	San Francisco	2OT	2-1	W
2020-21	USC	OT	3-4	L
2020-21	Saint Mary's	2OT	1-1	T
2021	Utah	2OT	1-1	T
2021	Utah State	OT	1-2	L
2021	Pepperdine	2OT	1-0	W
2021	Santa Clara	2OT	0-0	T
2021	Florida State	2OT	0-0	T
2022	Stanford	2OT	1-1	T



YEAR-BY-YEAR HOME ATTENDANCE RANKINGS

Season	Total Games	W	L	T	Total Attendance	Avg Attendance	National Ranking
1995	8	6	2	0	3,411	569	14
1996	12	12	0	0	9,856	821	6
1997	9	9	0	0	8,283	920	—
1998	14	11	3	0	11,935	853	—
1999	12	12	0	0	7,042	587	—
2000	10	8	1	1	10,270	1,027	10
2001	8	6	2	0	8,697	1,087	12
2002	12	9	3	0	12,652	1,054	14
2003	13	9	3	1	20,737	1,595	3
2004	11	4	5	2	11,504	1,045	8
2005	12	8	2	2	24,830	2,069	3
2006	10	8	1	1	20,696	2,070	3
2007	13	11	1	1	21,242	1,634	5
2008	10	9	0	1	18,091	1,809	—
2009	11	9	2	0	21,925	1,993	—
2010	9	7	0	2	21,929	2,437	—
2011	11	7	3	1	31,697	2,882	1
2012	15	12	1	2	48,858	3,257	1
2013	12	5	2	1	33,532	2,794	3
2014	10	7	2	1	26,237	2,624	3
2015	11	11	0	0	38,466	3,497	1
2016	10	8	1	1	29,574	2,957	3
2017	11	4	3	4	33,067	3,006	2
2018	8	6	2	0	16,668	2,084	7
2019	12	12	0	0	35,339	2,945	1
2020-21*	—	—	—	—	—	—	—
2021	13	12	1	0	32,670	2,513	1
2022	11	5	1	3	35,041	3,186	1
2023	13	10	0	3	52,471	4,036	1
2024	10	6	2	2	33,956	3,396	2



YEAR-BY-YEAR STATISTICS

YR	GP	G	A	PTS	SH	CK	Saves	GA	GA AVG	Shutouts
1995	20	40	30	110	322	79	102	32	0.833	4
1996	23	89	73	251	475	125	74	20	1.52	12
1997	23	64	61	187	351	107	104	28	1.173	7
1998	25	68	55	191	489	139	78	27	1.138	11
1999	25	76	70	222	607	143	68	20	0.86	12
2000	24	87	86	260	629	171	59	22	0.89	8
2001	22	48	42	138	421	132	68	22	1.01	11
2002	22	59	50	168	440	111	83	31	1.4	3
2003	26	53	51	157	468	148	75	25	0.97	11
2004	21	25	24	74	297	115	80	27	1.22	7
2005	21	44	43	131	370	150	60	10	0.493	8
2006	20	26	13	65	338	131	63	11	0.52	12
2007	23	29	21	79	392	129	77	11	0.47	14
2008	24	41	29	111	366	105	97	18	0.74	15
2009	24	38	33	109	357	159	66	15	0.60	13
2010	22	40	29	109	304	122	79	12	0.53	11
2011	19	37	32	106	315	107	77	16	0.81	7
2012	24	51	40	142	437	117	78	13	0.53	13
2013	21	39	36	114	345	120	64	15	0.71	10
2014	21	47	41	135	405	118	57	20	0.92	10
2015	21	33	27	93	446	138	85	9	0.42	14
2016	22	58	61	177	346	127	74	11	0.49	12
2017	19	32	21	85	340	94	74	27	1.36	6
2018	19	49	41	139	410	102	64	21	1.08	6
2019	23	81	66	228	468	146	75	15	0.64	14
2020-21	16	47	38	132	296	99	60	19	1.17	4
2021	24	77	70	224	573	226	69	17	0.68	13
2022	21	51	44	146	527	153	66	25	1.18	8
2023	26	79	80	238	545	171	89	28	1.08	9
2024	21	35	23	93	311	148	76	28	1.33	6



YEAR-BY-YEAR LEADERS

GOAL LEADERS

Season	Player	Yr.	GP	G	Avg
2024	Allie Fryer	Jr.	19	11	0.58
2023	Brecken Mozingo	Sr.	26	14	0.54
2022	Brecken Mozingo	Jr.	21	12	0.57
2021	Mikayla Colohan	Sr.	24	18	0.63
2020-21	Mikayla Colohan	Jr.	16	11	0.69
2019	Elise Flake	Sr.	23	20	0.87
2018	Elise Flake	Jr.	19	14	0.74
2017	Madie Mathews	Sr.	19	9	0.47
2016	Michele Vasconcelos	Sr.	21	16	0.76
2015	Nadia Gomes	So.	21	9	0.43
2014	Ashley Hatch	So.	21	18	0.86
2013	Ashley Hatch	Fr.	21	6	0.29
2013	Cloee Colohan	Sr.	21	6	0.29
2012	Michele Vasconcelos	Fr.	24	8	0.33
2011	Jennie Marshall	Sr.	19	6	0.32
2010	Jennie Marshall	Jr.	22	7	0.32
2009	Carlee Payne Holmoe	Fr.	24	13	0.54
2008	Katie Larkin	Sr.	22	11	0.50
2007	Katie Larkin	Jr.	23	15	0.65
2006	Katie Larkin	So.	20	7	0.35
2005	Jaime Rendich Beck	Sr.	21	11	0.52
2004	Jaime Rendich Beck	Jr.	21	9	0.43
2003	Lydia Ojuka	Sr.	26	8	0.31
2003	Terra Smith Bigelow	Sr.	26	8	0.31
2002	Jeni Willardson Viernes	Sr.	22	17	0.77
2001	Aleisha Rose	So.	20	9	0.45
2000	Michele Jensen Peterson	Sr.	23	18	0.78
2000	Sara Reading	Sr.	24	18	0.75
1999	Sara Reading	Jr.	25	17	0.68
1998	Shauna Rohbock	Sr.	25	24	0.96
1997	Shauna Rohbock	Jr.	22	15	0.68
1996	Shauna Rohbock	So.	23	35	1.52
1995	Shauna Rohbock	Fr.	20	20	1.00

ASSIST LEADERS

Season	Player	Yr.	GP	A	Avg
2024	Mika Krommenhoek	Fr.	21	4	0.19
2023	Brecken Mozingo	Sr.	26	15	0.58
2022	Brecken Mozingo	Jr.	21	10	0.48
2021	Mikayla Colohan	Sr.	24	15	0.63
2020-21	Cameron Tucker	Jr.	16	8	0.50
2019	Lizzy Braby	Sr.	23	13	0.57
2018	Mikayla Colohan	So.	19	7	0.37
2017	Mikayla Colohan	Fr.	11	5	0.45
2016	Michele Vasconcelos	Sr.	21	13	0.62
2015	Madie Mathews	So.	21	5	0.24
2014	Elena Medeiros	So.	21	7	0.33
2014	Niki Fernandes	Sr.	21	7	0.33
2013	Ashley Hatch	Fr.	21	7	0.33
2013	Niki Fernandes	Jr.	20	7	0.35
2012	Carlee Payne Holmoe	Sr.	24	9	0.38
2011	Carlee Payne Holmoe	Jr.	19	9	0.47
2010	Carlee Payne Holmoe	So.	22	7	0.32
2009	Carlee Payne Holmoe	Fr.	24	10	0.42
2008	Lauren Anderson Cosby	Fr.	24	10	0.42
2007	Katie Larkin	Jr.	23	5	0.22
2006	Katie Larkin	So.	20	5	0.25
2005	Bobbi Tillotson	Jr.	21	8	0.38
2004	Bobbi Tillotson	So.	21	8	0.38
2003	Aleisha Rose	Sr.	26	13	0.50
2002	Aleisha Rose	Jr.	22	12	0.55
2001	Aleisha Rose	So.	20	9	0.45
2000	Kim Lowe Halladay	Sr.	24	15	0.63
1999	Sarah Higham Yee	So.	25	10	0.40
1999	Karen Robbins Wunderli	Sr.	25	10	0.40
1998	Shauna Rohbock	Sr.	25	9	0.36
1997	Maren McCrary	So.	23	11	0.48
1996	Jennifer Love Rawlings	Fr.	23	12	0.52
1995	Ashley Monahan	Fr.	20	6	0.30

SHOT LEADERS

Season	Player	Yr.	GP	SH	Avg
2024	Allie Fryer	Jr.	19	73	3.84
2023	Brecken Mozingo	Sr.	26	89	3.42
2022	Brecken Mozingo	Jr.	21	109	5.19
2021	Mikayla Colohan	Sr.	24	134	5.58
2020-21	Mikayla Colohan	Sr.	16	69	4.31
2019	Mikayla Colohan	Jr.	23	98	4.26
2018	Mikayla Colohan	So.	19	82	4.32
2017	Nadia Gomes	Sr.	19	70	3.68
2016	Ashley Hatch	Sr.	20	95	4.75
2015	Ashley Hatch	Jr.	13	76	5.85
2014	Ashley Hatch	So.	21	101	4.81
2013	Ashley Hatch	Fr.	21	65	3.10
2013	Cloee Colohan	Sr.	21	65	3.10
2012	Jessica Ringwood	Sr.	24	87	3.63
2011	Colette Jepson Smith	Jr.	19	57	3.00
2010	Jessica Ringwood	So.	22	59	2.68
2009	Carlee Payne Holmoe	Fr.	24	56	2.33
2008	Katie Larkin	Sr.	22	66	3.00
2007	Katie Larkin	Jr.	23	72	3.13
2006	Katie Larkin	So.	20	68	3.40
2005	Katie Larkin	Fr.	21	64	3.05
2004	Jaime Rendich Beck	Jr.	21	65	3.10
2003	Krissa Campbell Reinbold	Jr.	26	75	2.88
2002	Jeni Willardson Viernes	Sr.	22	87	3.95
2001	Aleisha Rose	So.	20	70	3.50
2000	Sara Reading	Sr.	24	107	4.46
1999	Sara Reading	Jr.	25	105	4.20
1998	Shauna Rohbock	Sr.	25	99	3.96
1997	Shauna Rohbock	Jr.	22	71	3.23
1996	Shauna Rohbock	So.	23	108	4.70
1995	Shauna Rohbock	Fr.	20	90	4.50

POINTS LEADERS

Season	Player	Yr.	GP	PTS	Avg
2024	Allie Fryer	Jr.	19	24	1.26
2023	Brecken Mozingo	Sr.	26	43	1.65
2022	Brecken Mozingo	Jr.	21	34	1.62
2021	Mikayla Colohan	Sr.	24	51	2.13
2020-21	Mikayla Colohan	Jr.	16	27	1.69
2019	Elise Flake	Sr.	23	47	2.04
2018	Elise Flake	Jr.	19	33	1.74
2017	Madie Mathews	Sr.	19	20	1.05
2016	Michele Vasconcelos	Sr.	21	45	2.14
2015	Nadia Gomes	So.	21	22	1.05
2014	Ashley Hatch	So.	21	42	2.00
2013	Ashley Hatch	Fr.	21	19	0.90
2012	Michele Vasconcelos	Fr.	24	23	0.95
2012	Carlee Payne Holmoe	Sr.	24	23	0.95
2011	Carlee Payne Holmoe	Jr.	19	19	1.00
2010	Carlee Payne Holmoe	So.	22	19	0.86
2009	Carlee Payne Holmoe	Fr.	24	36	1.50
2008	Katie Larkin	Sr.	22	23	1.05
2007	Katie Larkin	Jr.	23	35	1.52
2006	Katie Larkin	So.	20	19	0.95
2005	Jaime Rendich Beck	Sr.	21	29	1.38
2004	Jaime Rendich Beck	Jr.	21	21	1.00
2003	Aleisha Rose	Sr.	26	25	0.96
2002	Jeni Willardson Viernes	Sr.	22	39	1.77
2001	Aleisha Rose	So.	22	27	1.23
2000	Michele Jensen Peterson	Sr.	23	48	2.09
1999	Sara Reading	Jr.	25	39	1.56
1998	Shauna Rohbock	Sr.	25	57	2.28
1997	Shauna Rohbock	Jr.	22	36	1.64
1996	Shauna Rohbock	So.	23	79	3.43
1995	Shauna Rohbock	Fr.	20	42	2.10



Go Cougs!

INDIVIDUAL LEADERS

INDIVIDUAL ALL-TIME LEADERS

Most Goals

Game: 4

Shauna Rohbock vs. Pepperdine, 9/96

Shauna Rohbock vs. Colorado, 9/98

Jeni Willardson Viernes vs. UNM, 11/02

Bobbi Tillotson vs. Air Force, 10/05

Cameron Tucker vs. Saint Mary's, 10/21

Season: 35

Shauna Rohbock, 1996

Career: 94

Shauna Rohbock, 1995-1998

Most Assists

Game: 4

Aleisha Rose vs. SUU, 9/03

Season: 15

Kim Lowe Halladay, 2000

Mikayla Colohan, 2021

Career: 47

Aleisha Rose, 2000-2003

Most Points

Season: 79

Shauna Rohbock, 1996

Career: 216

Shauna Rohbock, 1995-1998

Most Shots

Game: 15

Ashley Hatch vs. Saint Mary's, 10/14

Season: 134

Mikayla Colohan, 2021

Career: 417

Mikayla Colohan, 2017-2021

Carlee Payne Holmoe '09



Cameron Tucker, '21



Go Cougs!

WEEK-BY-WEEK RANKING HISTORY

Date	United Soccer Coaches Ranking	2000	
1995	*no records	Preseason	20
		September 4	—
1996		September 11	—
September 2	—	September 18	—
September 9	—	September 25	—
September 16	—	October 2	24
September 23	—	October 9	21
September 30	—	October 16	18
October 7	—	October 23	13
October 14	—	October 30	10
October 21	—	November 6 (final regular-season)	8
October 28	20	December 6 (final post-tournament)	10
November 4	20		
November 11 (final regular-season ranking)	17	2001	
December 12 (final post-tournament ranking)	—	Preseason	13
		September 3	—
1997		September 10	24
September 8	17	September 24	—
September 15	15	October 1	—
September 22	17	October 8	—
September 29	17	October 15	—
October 6	15	October 22	—
October 13	23	October 29	—
October 20	21	November 5	—
October 27	19	November 8 (final regular-season)	—
November 3	21	November 26 (final post-tournament)	—
November 10 (final regular-season)	23		
December 11 (final post-tournament)	22	2002	
		Preseason	—
1998		September 2	—
September 7	17	September 9	—
September 14	14	September 16	—
September 21	14	September 23	—
September 28	—	September 30	—
October 5	25	October 7	—
October 12	18	October 14	—
October 19	13	October 21	—
October 26	20	October 28	—
November 2	15	November 4	22
November 9 (final regular-season)	14	November 11 (final regular-season)	16
December 9 (final post-tournament)	13	December 16 (final post-tournament)	23
1999		2003	
Preseason	14	Preseason	24
September 6	11	September 8	—
September 13	11	September 15	—
September 20	10	September 22	—
September 27	12	September 29	—
October 4	9	October 6	—
October 11	20	October 13	—
October 18	—	October 20	—
October 25	23	October 27	—
November 1	23	November 3	—
November 8 (final regular-season)	23	November 10 (final regular-season)	—
December 8 (final post-tournament)	20	December 8 (final post-tournament)	14



Go Cougs!

WEEK-BY-WEEK RANKING HISTORY

2004	*not ranked this season	2009	
		Preseason	25
2005		August 25	—
Preseason	—	September 1	—
September 6	—	September 8	—
September 13	—	September 15	—
September 20	15	September 22	—
September 27	12	September 29	—
October 4	6	October 6	—
October 11	16	October 13	25
October 18	12	October 20	21
October 25	15	October 27	19
November 1	14	November 3	17
November 8 (final regular-season)	17	November 10 (final regular-season)	20
December 6 (final postseason)	—	December 8 (final postseason)	20
2006		2010	
Preseason	—	Preseason	22
September 5	22	August 24	19
September 19	23	August 31	13
September 26	18	September 14	10
October 3	15	September 21	9
October 10	17	September 28	12
October 17	25	October 5	11
October 24	23	October 12	8
October 31	19	October 19	14
November 7 (final regular-season)	—	October 26	19
December 5 (final postseason)	—	November 2	25
2007		November 9 (final regular-season)	25
Preseason	—	December 7 (final postseason)	—
September 4	—	2011	*not ranked this season
September 11	—	2012	
September 18	25	Preseason	—
September 25	23	August 12	—
October 2	19	September 4	—
October 9	16	September 11	17
October 16	21	September 18	12
October 23	23	September 25	9
October 30	24	October 2	6
November 6 (final regular-season)	25	October 9	5
December 12 (final postseason)	—	October 16	5
2008		October 23	5
Preseason	—	October 30	4
August 26	—	November 6 (final regular-season)	2
September 2	—	December 4 (final postseason)	5
September 16	—	2013	
September 23	—	Preseason	6
September 30	—	August 27	6
October 7	—	September 3	6
October 14	—	September 10	6
October 21	—	September 17	11
October 28	—	September 24	17
November 4	22	October 1	22
November 11 (final regular-season)	21		
December 9 (final post-tournament)	20		



Go Cougs!

WEEK-BY-WEEK RANKING HISTORY

October 8	22	2017	
October 15	25	Preseason	8
October 22	24	August 22	17
October 29	20	September 5	—
November 5	19	September 12	—
November 12 (final regular-season)	19	September 19	—
December 10 (final postseason)	23	September 26	—
		October 3	—
2014		October 10	—
Preseason	22	October 17	—
August 26	23	October 24	—
September 9	—	October 31	—
September 16	—	November 7 (final regular-season)	—
September 23	—	December 5 (final postseason)	—
September 30	—		
October 7	23	2018	
October 14	19	Preseason	—
October 21	17	August 21	—
October 28	15	August 28	—
November 4	15	September 4	—
November 11 (final regular-season)	15	September 11	—
December 9 (final postseason)	22	September 18	—
		September 25	—
2015		October 2	—
Preseason	19	October 9	—
August 25	11	October 16	—
September 1	9	October 23	—
September 8	5	October 30	—
September 15	8	November 6 (final regular-season)	24
September 22	6	December 4 (final postseason)	—
September 29	6		
October 6	5	2019	
October 13	5	Preseason	—
October 20	5	September 3	10
October 27	13	September 10	10
November 3	13	September 17	7
November 10 (final regular-season)	13	September 24	5
December 8 (final postseason)	17	October 1	4
		October 8	6
2016		October 15	5
Preseason	16	October 22	4
August 23	14	October 29	4
September 6	7	November 5	4
September 13	6	November 12 (final regular-season)	4
September 20	4	December 10 (final postseason)	5
September 27	3		
October 4	5	2020-21	
October 11	8	March 2	14
October 18	6	March 9	13
October 25	5	March 16	17
November 1	4	March 23	16
November 8 (final regular-season)	4	March 30	17
December 6 (final postseason)	9	April 6	16
		April 13	17
		April 20 (final regular-season)	17
		May 18 (final postseason)	17



Go Cougs!

WEEK-BY-WEEK RANKING HISTORY

2021		2024	
Preseason	15	Preseason	3
August 24	24	August 20	4
August 31	14	August 27	16
September 7	22	September 3	—
September 14	18	September 10	—
September 21	—	September 17	—
September 28	—	September 24	—
October 5	20	October 1	—
October 12	15	October 8	—
October 19	12	October 15	—
October 26	11	October 22	—
November 2	12	October 29 (final regular-season)	—
November 9 (final regular-season)	13	December 10 (final postseason)	—
December 7 (final postseason)	2		
2022			
Preseason	3		
August 23	9		
August 30	6		
September 6	13		
September 13	25		
September 20	—		
September 27	—		
October 4	—		
October 11	—		
October 18	19		
October 25	13		
November 1 (final regular-season)	15		
December 7 (final postseason)	14		
2023			
Preseason	13		
August 22	11		
August 29	7		
September 5	1		
September 12	1		
September 19	6		
September 26	6		
October 3	7		
October 10	8		
October 17	7		
October 24	7		
October 31	6		
December 5	4		



Go Cougs!

BYU AS A RANKED TEAM

Date	Opponent	Rank	Score	W/L/T	Date	Opponent	Rank	Score	W/L/T	Date	Opponent	Rank	Score	W/L/T
11/1/96	at Cal State Full.	20	2-1	W	9/24/05	Eastern Wash.	15	0-0	T	11/17/12	Marquette	2	0-0	T
11/2/96	at CSUN	20	1-0	W	9/29/05	at Arizona St.	12	3-1	W	11/23/12	UNC	2	1-2	L
9/11/97	Montana	17	2-0	W	10/1/05	at Arizona	12	2-1	W	8/23/13	Cal St. Full.	6	3-1	W
9/13/97	Weber St.	17	7-1	W	10/6/05	New Mexico	6	0-1	L	8/31/13	Nebraska	6	3-0	W
9/19/97	Oregon St.	15	1-0	W	10/8/05	TCU	6	4-0	W	9/2/13	at LSU	6	4-2	W
9/20/97	at UC Irvine	15	3-2	W	10/13/05	Air Force	16	6-0	W	9/6/13	Utah	6	1-0	W
9/26/97	UTEP	17	7-1	W	10/15/05	Wyoming	16	2-0	W	9/12/13	at Oregon	6	0-0	T
9/29/97	at UCLA	17	3-1	W	10/20/05	at UNLV	12	1-0	W	9/14/13	UC Irvine	6	0-1	L
10/2/97	at New Mexico	17	2-1	W	10/22/05	at San Diego St.	12	1-1	T	9/19/13	Oklahoma	11	3-2	W
10/9/97	at San Diego St.	15	0-3	L	10/28/05	Utah	15	1-1	T	9/21/13	at Long Beach St.	11	0-1	L
10/11/97	at Hawaii	15	3-0	W	11/2/05	vs. San Diego St.	14	0-2	L	9/26/13	Denver	17	0-1	L
10/16/97	Fresno St.	23	3-2	W	11/10/05	vs. Weber St.	17	1-1	T	10/4/13	at Baylor	22	2-1	W
10/18/97	San Jose St.	23	3-2	W	9/8/06	Colorado	22	3-2	W	10/10/13	at San Francisco	22	2-0	W
10/23/97	Utah	21	3-2	W	9/9/06	Fresno St.	22	0-1	L	10/12/13	at Santa Clara	22	1-2	L
10/24/97	UC Santa Barbara	21	3-0	W	9/14/06	at Pacific	22	1-0	W	10/17/13	Pepperdine	25	1-0	W
10/30/97	at Cal Poly	19	3-2	W	9/16/06	at Utah St.	22	1-0	W	10/19/13	Loyola Marymount	25	2-0	W
10/31	at Pacific	19	2-3	L	9/21/06	at Washington	23	1-0	W	10/24/13	at Gonzaga	24	1-0	W
11/5/97	vs. TCU	21	3-0	W	9/22/06	at Washington St.	23	1-1	T	10/26/13	at Portland	24	1-0	W
11/6/97	vs. San Jose St.	21	1-0	W	9/25/06	Arizona	23	1-0	W	11/1/13	San Diego	20	1-0	W
11/8/97	vs. SMU	21	0-2	L	9/30/06	San Francisco	18	1-0	W	11/7/13	Pacific	19	3-1	W
11/15/97	vs. Santa Clara	23	0-1	L	10/5/06	at TCU	15	2-0	W	11/9/13	Saint Mary's	19	6-1	W
9/11/98	Colorado	17	5-2	W	10/7/06	at Utah	15	0-1	L	11/15/13	Weber St.	19	4-0	W
9/12/98	Portland St.	17	3-1	W	10/12/06	San Diego St.	17	2-2	T	11/21/13	vs. Colorado	19	1-2	L
9/18/98	New Mexico	14	4-1	W	10/14/06	Air Force	17	1-0	W	8/22/14	at Cal St. Full.	22	1-1	T
9/19/98	Idaho St.	14	3-0	W	10/19/06	Wyoming	25	3-0	W	8/25/14	Washington St.	22	0-0	T
9/22/98	at USC	14	0-1	L	10/21/06	at New Mexico	25	1-1	T	8/29/14	at Tennessee	23	1-0	W
9/25/98	Butler	14	7-0	W	10/28/06	UNLV	23	2-0	W	9/1/14	Baylor	23	1-2	L
9/26/98	Montana	14	1-4	L	11/2/06	vs. UNLV	19	0-0	T	9/5/14	at Utah	23	0-1	L
10/5/98	at Stanford	25	3-2	W	9/19/07	at Weber St.	25	2-0	W	10/9/14	Portland	23	3-0	W
10/8/98	at Utah	25	2-1	W	9/22/07	Cal Poly	25	0-0	T	10/11/14	Gonzaga	23	2-0	W
10/9/98	Hawaii	25	7-0	W	9/24/07	Washington	25	2-1	W	10/18/14	at Loyola Marymount	19	3-0	W
10/15/98	at San Jose St.	18	1-0	W	9/29/07	Montana	23	2-1	W	10/23/14	Santa Clara	17	5-2	W
10/17/98	at Fresno St.	18	1-0	W	10/4/07	Utah St.	19	2-1	W	10/25/14	San Francisco	17	5-0	W
10/22/98	UNLV	13	5-0	W	10/6/07	at Arizona	19	1-0	W	10/30/14	at Saint Mary's	15	1-1	T
10/24/98	San Diego St.	13	0-1	L	10/11/07	TCU	16	4-1	W	11/1/14	at Pacific	15	4-0	W
10/30/98	at Michigan	20	2-0	W	10/13/07	Utah	16	0-1	L	11/8/14	at Pepperdine	15	2-3	L
10/31/98	at Michigan St.	20	2-0	W	10/18/07	at San Diego St.	21	0-2	L	11/15/14	at Colorado	15	0-2	L
11/4/98	Tulsa	15	3-2	W	10/20/07	at Air Force	21	3-0	W	8/21/15	vs. California	19	2-0	W
11/7/98	San Jose St.	15	2-0	W	10/25/07	at Wyoming	23	1-0	W	8/28/15	Colorado	11	2-0	W
11/7/98	San Diego St.	15	1-2	L	10/27/07	New Mexico	23	1-0	W	8/31/15	at Nebraska	11	2-0	W
11/11/98	Stanford	14	6-1	W	11/2/07	at UNLV	19	0-1	L	9/4/15	Utah	9	2-0	W
11/14/98	vs. UCLA	14	2-0	W	11/6/08	at UNLV	22	4-0	W	9/7/15	at Stanford	9	0-1	L
11/21/98	vs. Santa Clara	14	0-3	L	11/8/08	vs. Utah	22	1-0	W	9/10/15	Utah St.	5	1-0	W
8/27/99	at Arizona St.	14	3-2	W	11/13/08	Virginia Tech	21	2-0	W	9/12/15	UNLV	5	2-0	W
9/4/99	at Northwestern	14	8-1	W	11/15/08	USC	21	1-1	T	9/17/15	Oregon St.	8	1-0	W
9/6/99	at Montana	11	3-2	W	8/21/09	at Hawaii	25	0-0	T	9/24/15	at Cal Poly	6	1-1	T
9/9/99	UW Milwaukee	11	5-1	W	10/15/09	New Mexico	25	3-0	W	9/26/15	at Long Beach St.	6	2-1	W
9/11/99	Cal Poly	11	6-0	W	10/17/09	TCU	25	2-0	W	10/1/15	at Gonzaga	6	1-0	W
9/13/99	Arizona	11	3-1	W	10/24/09	at Air Force	21	3-0	W	10/3/15	at Portland	6	2-1	W
9/17/99	at USC	11	1-2	L	10/28/09	at Weber St.	19	3-1	W	10/9/15	San Diego	5	1-0	W
9/18/99	at Cal State Full.	11	2-1	W	10/31/09	Wyoming	19	2-0	W	10/17/15	Pacific	5	2-0	W
9/24/99	Washington	10	3-0	W	11/5/09	New Mexico	17	1-0	W	10/22/15	at San Francisco	5	1-2	L
9/25/99	Pacific	10	2-0	W	11/7/09	San Diego St.	17	0-1	L	10/24/15	at Santa Clara	5	0-0	T
9/29/99	Weber St.	12	3-0	W	11/12/09	vs. UC Santa Barbara	20	2-0	W	10/29/15	Pepperdine	13	3-0	W
10/2/99	at Boston	12	2-1	W	11/14/09	vs. Stanford	20	0-2	L	10/31/15	Loyola Marymount	13	2-0	W
10/4/99	at Harvard	9	0-1	L	8/20/10	at Long Beach St.	22	2-0	W	11/7/15	Saint Mary's	13	4-1	W
10/8/99	New Mexico	9	4-0	W	8/23/10	at Cal St. Full.	22	3-0	W	11/14/15	UVU	13	1-0	W
10/9/99	Utah	9	1-0	W	8/27/10	Weber St.	19	5-1	W	11/19/15	at Stanford	13	1-2	L
10/14/99	at UNLV	20	7-0	W	8/31/10	Northwestern	13	2-1	W	8/19/16	at Washington St.	16	2-1	W
10/16/99	at San Diego St.	20	0-2	L	9/3/10	Washington St.	13	3-1	W	8/22/16	Nebraska	16	0-1	L
10/28/99	Long Beach St.	23	4-0	W	9/9/10	LSU	13	0-0	T	8/26/16	at Penn St.	14	3-2	W
11/3/99	vs. Wyoming	23	1-0	W	9/11/10	Marquette	13	2-1	W	9/2/16	Tennessee	14	5-2	W
11/4/99	vs. Utah	23	4-3	W	9/18/10	at Rice	10	1-0	W	9/5/16	at Utah	14	2-0	W
11/6/99	vs. San Diego St.	23	2-1	W	9/20/10	at Texas	10	0-1	L	9/8/16	SMU	7	4-0	W
11/10/99	California	23	2-0	W	9/25/10	at Utah St.	9	3-0	W	9/12/16	at Ohio St.	7	3-0	W
11/13/99	vs. Santa Clara	23	0-2	L	9/29/10	Idaho St.	12	4-0	W	9/17/16	at Utah St.	6	3-1	W
8/26/00	Weber St.	20	7-1	W	10/2/10	at Wyoming	12	4-1	W	9/22/16	Denver	4	7-0	W
8/29/00	at Washington	20	0-1	L	10/9/10	Air Force	11	2-1	W	9/24/16	Long Beach St.	4	1-0	W
8/31/00	at Montana	20	4-2	W	10/14/10	at TCU	8	1-0	W	9/29/16	Santa Clara	3	0-0	T
10/5/00	at New Mexico	24	4-1	W	10/16/10	at New Mexico	8	0-1	L	10/3/16	San Francisco	3	4-0	W
10/7/00	at Utah	24	5-2	W	10/21/10	UNLV	14	1-1	T	10/6/16	at Loyola Marymount	5	1-0	W
10/12/00	San Diego St.	21	4-0	W	10/23/10	San Diego St.	14	1-0	W	10/8/16	at Pepperdine	5	0-1	L
10/14/00	UNLV	21	5-0	W	10/28/10	at Santa Clara	19	1-2	L	10/15/16	Portland	8	3-0	W
10/19/00	at Air Force	18	4-0	W	10/30/10	at Utah	19	2-1	W	10/21/16	at San Diego	6	2-1	W
10/21/00	at Wyoming	18	4-1	W	11/4/10	at San Diego St.	25	2-0	W	10/27/16	at Saint Mary's	5	4-0	W
10/27/00	at Minnesota	13	2-0	W	11/6/10	vs. New Mexico	25	1-0	W	10/29/16	at Pacific	5	4-0	W
10/28/00	at Arizona	13	3-2	W	11/11/10	at UCLA	25	0-0	T	11/5/16	Gonzaga	4	6-0	W
11/3/00	vs. Air Force	10	8-1	W	9/13/12	Cal Poly	17	5-1	W	11/11/16	UNLV	4	2-0	W
11/4/00	vs. Utah	10	6-1	W	9/15/12	Washington	17	3-1	W	11/17/16	vs. Oklahoma	4	2-1	W
11/11/00	Stanford	8	5-0	W	9/20/12	at Utah St.	12	1-0	W	11/19/16	at South Carolina	4	0-1	L
11/18/00	Santa Clara	8	1-2	L	9/24/12	at Oregon	12	1-0	W	8/18/17	at Penn St.	8	1-3	L
8/31/01	USC	13	2-0	W	9/27/12	UVU	9	1-0	W	8/21/17	Ohio St.	8	0-0	T
9/1/01	Tennessee	13	1-2	L	10/5/12	Santa Clara	6	0-0	T	8/25/17	Cal St. Full.	17	1-1	T
9/10/01	at Northwestern	24	1-0	W	10/11/12	San Francisco	5	3-1	W	9/1/17	UCLA	17	0-1	L
9/21/01	at Washington	24	1-1	T	10/13/12	at Portland	5	2-1	W	9/4/17	at Colorado	17	0-3	L
9/22/01	at Portland	24	1-2	L	10/19/12	Gonzaga	5	4-1	W	11/9/18	at TCU	24	1-2	L
11/7/02	San Diego St.	22	9-2	W	10/25/12	at San Diego	5	4-1	W	9/6/19	Utah	10	2-0	W
11/14/02	Utah	16	2-3	L	10/27/12	Saint Mary's	5	5-0	W	9/12/19	Texas A&M	10	2-0	W
8/29/03	Michigan	24	0-0	T	11/1/12	at Loyola Marymount	4	1-0	W	9/16/19	at UVU	10	1-0	W
8/30/03	Colgate	24	2-0	W	11/3/12	at Pepperdine	4	2-0	W	9/19/19	at Kansas	7	2-0	W
9/5/03	Tennessee	24	1-0	W	11/10/12	Utah St.	2	2-1	W	9/21/19	at Kansas St.	7	5-0	W
9/23/05	California	15	1-0	W	11/15/12	Auburn	2	1-0	W	9/26/19	at Long Beach St.	5	3-0	W



Go Cougs!

BYU AS A RANKED TEAM

Date	Opponent	Rank	Score	W/L/T
9/28/19	UC Irvine	5	4-2	W
10/5/19	at Santa Clara	4	2-2	T
10/9/19	Pepperdine	6	5-1	W
10/12/19	Pacific	6	6-0	W
10/18/19	Saint Mary's	5	8-0	W
10/23/19	at Portland	4	2-0	W
10/26/19	San Diego	4	3-1	W
11/2/19	at San Francisco	4	2-1	W
11/6/19	at Gonzaga	4	3-0	W
11/9/19	Loyola Marymount	4	8-1	W
11/15/19	Boise St.	4	5-1	W
11/21/19	Louisville	4	4-0	W
11/23/19	NC St.	4	3-0	W
11/29/19	at Stanford	4	1-5	L
3/3/21	at Missouri	14	3-0	W
3/6/21	at Loyola Marymount	14	3-1	W
3/13/21	Santa Clara	13	1-2	L
3/17/21	UVU	17	4-1	W
3/20/21	at Pacific	17	5-1	W
3/24/21	at San Diego	16	6-0	W
3/27/21	Gonzaga	16	4-0	W
3/31/21	at Santa Clara	17	2-1	W
4/3/21	at Saint Mary's	17	1-1	T
4/10/21	at Pepperdine	16	2-1	W
4/17/21	Portland	17	4-0	W
5/1/21	vs. Virginia	17	0-2	L
8/19/21	Ohio St.	15	3-0	W
8/21/21	at Auburn	15	1-2	L
8/26/21	USC	24	2-1	W
8/30/21	at Arkansas	24	0-2	L
9/2/21	Marquette	14	7-0	W
9/9/21	at Utah	22	0-0	T
9/11/21	Missouri	22	7-4	W
9/16/21	Idaho St.	18	7-0	W
9/18/21	Utah St.	18	1-2	L
10/6/21	Saint Mary's	20	7-0	W
10/9/21	San Diego	20	6-0	W
10/16/21	Pacific	15	6-1	W
10/20/21	at San Francisco	12	3-1	W
10/23/21	Loyola Marymount	12	2-0	W
10/30/21	at Santa Clara	11	0-1	L
11/3/21	at Portland	12	3-0	W
11/6/21	Pepperdine	12	1-0	W
11/13/21	New Mexico	13	6-0	W
11/18/21	vs. Alabama	13	4-1	W
11/20/21	at Virginia	13	1-0	W
11/27/21	South Carolina	13	4-1	W
12/3/21	at Santa Clara	13	0-0	T
12/6/21	vs. Florida St.	13	0-0	T
8/18/22	at Cal St. Full.	3	1-0	W
8/26/22	at Ohio St.	9	2-0	W
8/29/22	Colorado	9	2-2	T
9/1/22	Alabama	6	2-3	L
9/3/22	CSUN	6	5-0	W
9/8/22	Arkansas	13	3-3	T
9/10/22	UVU	13	2-4	L
9/15/22	at Utah St.	25	1-1	T
9/17/22	Utah	25	2-1	W
10/19/22	at Pepperdine	19	4-3	W
10/22/22	Gonzaga	19	2-1	W
10/29/22	Santa Clara	13	0-0	T
11/2/22	at San Diego	15	6-0	W
11/5/22	at LMU	15	2-1	W
11/11/22	UVU	15	3-0	W
11/17/22	vs. Stanford	15	1-1	T
11/19/22	at UNC	15	2-3	L
8/17/23	vs. St. Louis	13	3-2	W
8/19/23	vs. Cal State Fullerton	13	4-1	W
8/24/23	vs. Long Beach St.	11	2-0	W
8/26/23	at Boise State	11	4-1	W
8/31/23	vs. UCLA	7	3-1	W
9/2/23	at UVU	7	6-1	W
9/9/23	at Utah	1	6-1	W
9/14/23	vs. TCU	1	3-3	T
9/16/23	at Utah State	1	0-1	L
9/21/23	at Baylor	6	4-0	W
9/25/23	at Texas	6	3-2	W
9/28/23	vs. Cincinnati	6	1-1	T
10/2/23	at Iowa State	6	7-0	W
10/5/23	vs. Texas Tech	7	2-2	T
10/9/23	vs. Kansas State	7	2-0	W
10/12/23	at Oklahoma State	8	3-0	W
10/16/23	at Oklahoma	8	2-0	W
10/23/23	vs. UCF	7	3-2	W
10/30/23	vs. Oklahoma	7	6-0	W
11/1/23	vs. UCF	6	4-1	W
11/4/23	vs. Texas	6	1-3	L
11/10/23	vs. Utah State	4	2-0	W
11/16/23	vs. USC	4	1-0	W
11/18/23	vs. Michigan State	4	3-1	W
11/24/23	vs. UNC	4	4-3	W
12/1/23	vs. Stanford	4	0-2	L

Date	Opponent	Rank	Score	W/L/T
9/15/24	Wisconsin	3	1-0	W
9/22/24	at St. Louis	4	1-1	T
9/24/24	at Long Beach St.	4	1-1	T
9/28/24	at UCLA	16	0-1	L
9/31/24	Utah State	16	1-2	L

BYU RECORD WHEN RANKED...

Ranking	W	L	T
No. 1	1	1	1
No. 2	2	1	1
No. 3	3	0	1
No. 4	19	3	3
No. 5	15	2	1
No. 6	17	4	4
No. 7	9	0	1
No. 8	5	3	1
No. 9	6	2	1
No. 10	8	1	0
No. 11	11	3	0
No. 12	13	0	1
No. 13	17	5	5
No. 14	14	4	1
No. 15	13	7	4
No. 16	6	4	0
No. 17	17	5	4
No. 18	6	1	0
No. 19	14	4	1
No. 20	11	3	0
No. 21	9	2	1
No. 22	11	2	3
No. 23	16	4	1
No. 24	8	3	2
No. 25	13	0	5

BYU AS A RANKED TEAM

Overall Record: 264-64-42

Home Record: 145-21-20

Last Home Win: 8/15/24, No. 3 BYU vs. Wisconsin (1-0)

Last Home Loss: 9/31/24, No. 16 BYU vs. Utah State (1-2)

Last Home Tie: 10/5/23, No. 7 BYU vs. Texas Tech (2-2)

Road Record: 105-34-18

Last Road Win: 10/16/23, No. 8 BYU at Oklahoma (2-0)

Last Road Loss: 9/28/24, No. 16 BYU at UCLA (0-1)

Last Road Tie: 9/24/24, No. 4 BYU at Long Beach St. (1-1)

Last Neutral Win: 11/1/23, No. 6 BYU vs. UCF (4-1)

Last Neutral Loss: 12/2/23, No. 4 BYU vs. Stanford (0-2)

Last Neutral Tie: 11/17/22, No. 15 BYU vs. Stanford (1-1)

Neutral Record: 14-9-4

Longest BYU Win Streak: 12 games; 8/31/00-11/11/00

Longest Opponent Win Streak: 3 games; 9/1/17-11/9/18



Go Cougs!

2024 SEASON REVIEW



Go Cougs!

2024 SEASON REVIEW



Lucy Kesler



Lynette Hernaez

The BYU women's soccer team concluded its 2024 season fourth in the Big 12 Conference and made it to the NCAA Tournament for the seventh year in a row.

Finishing with a record of 9-7-5, the Cougars finished the season at No. 19 in the Top Drawer Soccer poll. BYU's young starting lineup clinched six home field wins and six conference wins. The Cougar's backline and goalkeepers tallied six shutouts.

With one of the best environments in NCAA soccer, the Cougars finished the season ranked No. 3 in the nation for accumulative attendance (33,956) and No. 2 in the nation for average attendance (3,396).

The Cougars earned a bye in the first round of the Sprouts Farmers Market Big 12 Soccer Championship and beat OSU in the quarterfinals before falling to TCU in the semifinals. The Cougars earned a No. 7 seed and faced Santa Clara in the first round of the NCAA Tournament, hosted on South Field. The Cougars fell to the Broncos 1-0 to end

the 2024 campaign.

BYU led the Big 12 in corner kicks, posting 148 on the year. Starting forward Allie Fryer ended the season tied for second in the conference for shots (73) and fourth for shots on goal (36). She also ended the season tied for third in the conference with 11 goals, a new career high for the junior.

The Cougars were led by just two returning starters in Fryer and goalkeeper Lynette Hernaez. With both captains being out with injury this season (Tara Warner and Ellie Walbruch), the Cougars relied heavily on their underclassmen on the pitch.

Playing every minute of every game for BYU this season was center back Avery Frischknecht. With 1,890 minutes on the pitch, the Mapleton, Utah native was a crucial leader for the Cougars this year. Frischknecht tallied her first career goal against Arizona State, and proceeded to score three more goals on the year. All four goals by Frischknecht came from headers, including her goal in the 90th minute



Go Cougs!

2024 SEASON REVIEW

against Texas Tech to give BYU the 2-1 win for its last game of the regular season. She also earned Big 12 Co-Defensive Player of the Week for the first time in her career in week two after beating ASU. After a successful season, Frischknecht was selected for the All-Big 12 First Team.

As BYU's only returning offensive player, Fryer led the Cougars in goals with a new career-high 11 goals in a single season. She started and played in all but one game for BYU and also tallied 73 shots, 36 shots on goal and two assists. She notched three braces on the season against Utah, Baylor and Oklahoma State. Along with Frischknecht, Fryer earned All-Big 12 First Team honors, her second year in a row earning Big 12 conference honors. With her brace against OSU in the quarterfinal match of the Big 12 tournament, Fryer was named to the Big 12 All-Tournament Team.

Freshman Mika Krommenhoek was a key contributor on the pitch for the Cougars this season. Playing and starting every game for 1,705 minutes as a center midfielder, Krommenhoek proved to be an important piece of BYU's attack and moving the ball in transition. She scored her first collegiate goal against Oklahoma State during the regular season, and her first career brace against OSU in the Big 12 tournament. She led the team in assists with four on the year, and also added 31 shots with 12 being on frame. Following a successful freshman season, Krommenhoek was named to the All-Big 12 Second Team and the All-Big 12 All-Freshman Team.

Junior transfer Mackenzie Vance was the second-highest scorer for the Cougars this season, with seven goals on the year. She also had 44 shots and one assist in 2024 as a new member of the BYU squad. Vance scored her first goal as a Cougar against Utah State, and scored in three-straight games at the end of the year, with two goals in the Big 12 tournament. After scoring in back-to-back games in the Big 12 championship, Vance was named to the Big 12 All-Tournament Team. Two of Vance's goals this season came from free kicks outside the 18-yard box, proving her to be crucial in set plays. She earned All-Big 12 Second Team honors following her first season at BYU.

Playing in 19 games and starting in 12 as a 17-year old freshman, Lucy Kesler proved to be a dominant force in the midfield for the Cougars. She scored her first and only goal against Houston, and tallied three assists on the year. After becoming an important part of BYU's starting lineup, Kesler earned All-Big 12 All-Freshman Team honors.

BYU had five players who scored their first collegiate goals this season: Avery Frischknecht (4), Mika Krommenhoek (3), Lucy Kesler (1), Halle Dixon (1) and Ella Labrum (1).

The Cougars had 11 players play in their first collegiate matches this season: Kelsey Hoopes, Savannah Hansen, Josie Shepherd, Presley Freeman, Mia Curry, Mika Krommenhoek, Abbi Sine, Emma Hamberlin, Tylie Pratt, Ella Labrum and Halle Dixon. Vance and Mattyn Summers played their first minutes at BYU since transferring from UCLA and St. Louis, respectively.



Go Cougs!

2024 FINAL SEASON STATS



2024-25 BYU Women's Soccer
Overall Team Statistics
All games

Page 1/1
 as of Nov 22, 2024

Game Records

Overall	Conference	Home	Away	Neutral
9 - 7 - 5	6 - 2 - 3	6 - 2 - 2	2 - 4 - 3	1 - 1 - 0

Team statistics

	BYU	OPP
SHOT STATISTICS		
Goals-Shot attempts	35-311	28-254
Goals scored per game	1.67	1.33
Shot pct.	.113	.110
Shots on goal-Attempts	147-311	103-254
SOG pct.	.473	.406
Shots/Game	14.8	12.1
Assists	23	26
GOAL BREAKDOWN		
Total Goals	35	28
Penalty	1	3
Unassisted	-	-
Overtime	0	0
Goals scored average	1.67	1.33
CORNER KICKS	148	111
PENALTY KICKS	1-1	3-5
OFFSIDES	38	55
PENALTIES		
Fouls	193	217
Yellow cards	14	22
Red cards	0	2
ATTENDANCE		
Total	33956	14628
Dates/Avg Per Date	10/3396	9/1625
Neutral Site #/Avg	2/876	-

Goals by Periods

Team	1st	2nd	OT1	OT2	TOTAL
BYU	20	15	0	0	35
Opponents	14	14	0	0	28

Corners by Periods

Team	1st	2nd	OT1	OT2	TOTAL
BYU	68	80	0	0	148
Opponents	48	63	0	0	111

Shots by Periods

Team	1st	2nd	OT1	OT2	TOTAL
BYU	162	149	0	0	311
Opponents	129	125	0	0	254

Fouls by Periods

Team	1st	2nd	OT1	OT2	TOTAL
BYU	84	109	0	0	193
Opponents	96	121	0	0	217

Saves by Periods

Team	1st	2nd	OT1	OT2	TOTAL
BYU	35	41	0	0	76
Opponents	65	47	0	0	112

Offsides by Periods

Team	1st	2nd	OT1	OT2	TOTAL
BYU	21	17	0	0	38
Opponents	31	24	0	0	55

2024 FINAL SEASON STATS


**2024-25 BYU Women's Soccer
Extended Individual Statistics
All games**

 Page 1/2
as of Nov 22, 2024
Game Records

Overall	Conference	Home	Away	Neutral
9 - 7 - 5	6 - 2 - 3	6 - 2 - 2	2 - 4 - 3	1 - 1 - 0

Team Box Score Extended

No.	Player	GP-GS	G	GPG	A	APG	PTS	PPG	SH	SPG	SH%	SOG	SOG/G	SOG%	YC	RC	GWG	PK-ATT
23	Fryer, Allie	19-19	11	0.58	2	0.11	24	1.26	73	3.84	.151	36	1.89	.493	3	0	3	1-1
44	Vance, Mackenzie	21-21	7	0.33	1	0.05	15	0.71	44	2.10	.159	20	0.95	.455	2	0	0	0-0
7	Bailey, Erin	15-8	5	0.33	1	0.07	11	0.73	26	1.73	.192	16	1.07	.615	0	0	1	0-0
18	Krommenhoek, Mika	21-21	3	0.14	4	0.19	10	0.48	31	1.48	.097	12	0.57	.387	0	0	1	0-0
4	Frischknecht, Avery	21-21	4	0.19	0	0.00	8	0.38	17	0.81	.235	8	0.38	.471	1	0	3	0-0
11	Gardner, Addie	21-21	1	0.05	3	0.14	5	0.24	29	1.38	.034	11	0.52	.379	0	0	0	0-0
33	Kesler, Lucy	19-12	1	0.05	3	0.16	5	0.26	19	1.00	.053	7	0.37	.368	2	0	0	0-0
8	Pennock, Sierra	21-2	0	0.00	3	0.14	3	0.14	14	0.67	.000	9	0.43	.643	0	0	0	0-0
2	Dixon, Halle	6-3	1	0.17	0	0.00	2	0.33	4	0.67	.250	3	0.50	.750	0	0	0	0-0
21	Warner, Tara	8-8	1	0.13	0	0.00	2	0.25	1	0.13	1.000	1	0.13	1.000	0	0	0	0-0
5	Labrum, Ella	5-1	1	0.20	0	0.00	2	0.40	1	0.20	1.000	1	0.20	1.000	0	0	1	0-0
14	Hamberlin, Emma	13-8	0	0.00	2	0.15	2	0.15	9	0.69	.000	3	0.23	.333	0	0	0	0-0
20	Freeman, Presley	21-21	0	0.00	2	0.10	2	0.10	5	0.24	.000	3	0.14	.600	1	0	0	0-0
10	Stringfellow, Caroline	19-1	0	0.00	1	0.05	1	0.05	11	0.58	.000	6	0.32	.545	1	0	0	0-0
12	Rustand, Ella	21-19	0	0.00	1	0.05	1	0.05	0	0.00	.000	0	0.00	.000	3	0	0	0-0
27	Summers, Mattyn	21-20	0	0.00	0	0.00	0	0.00	10	0.48	.000	3	0.14	.300	0	0	0	0-0
6	Pratt, Tylie	18-3	0	0.00	0	0.00	0	0.00	7	0.39	.000	4	0.22	.571	0	0	0	0-0
9	Neff, Emma	18-0	0	0.00	0	0.00	0	0.00	3	0.17	.000	1	0.06	.333	0	0	0	0-0
3	Akinaka, Lytiana	4-0	0	0.00	0	0.00	0	0.00	2	0.50	.000	0	0.00	.000	0	0	0	0-0
19	Curry, Mia	3-0	0	0.00	0	0.00	0	0.00	2	0.67	.000	1	0.33	.500	0	0	0	0-0
30	Wood, Jacey	6-0	0	0.00	0	0.00	0	0.00	1	0.17	.000	1	0.17	1.000	0	0	0	0-0
16	Sine, Abbi	9-0	0	0.00	0	0.00	0	0.00	1	0.11	.000	0	0.00	.000	1	0	0	0-0
26	Hansen, Savannah	3-0	0	0.00	0	0.00	0	0.00	1	0.33	.000	1	0.33	1.000	0	0	0	0-0
29	Kotter, Abbie	1-1	0	0.00	0	0.00	0	0.00	0	0.00	.000	0	0.00	.000	0	0	0	0-0
00	Hernaiz, Lynette	21-21	0	0.00	0	0.00	0	0.00	0	0.00	.000	0	0.00	.000	0	0	0	0-0
22	Shepherd, Josie	3-0	0	0.00	0	0.00	0	0.00	0	0.00	.000	0	0.00	.000	0	0	0	0-0
32	Hoopas, Kelsey	4-0	0	0.00	0	0.00	0	0.00	0	0.00	.000	0	0.00	.000	0	0	0	0-0
Total		21	35	1.67	23	1.10	93	4.43	311	14.81	.113	147	7.00	.473	14	0	-	1-1
Opponents		21	28	1.33	26	1.24	82	3.90	254	12.10	.110	103	4.90	.406	22	2	-	3-5

##	Player	GP-GS	MINUTES	GA	GA/90	SAVES	SAVES/G	SAVES%	W	L	T	SHO/CBO
00	Hernaiz, Lynette	21-21	1824:04	28	1.38	71	3.38	.717	9	7	4	4/2
32	Hoopas, Kelsey	4-0	65:56	0	0.00	0	0.00	.000	0	0	1	0/2
TM	TEAM	-	00:00	0	0.00	5	0.24	1.000	0	0	0	2/0
Total		21	1890:00	28	1.33	76	3.62	.731	9	7	5	6
Opponents		21	1890:00	35	1.67	112	5.33	.762	7	9	5	2

Goals by Periods

Team	1st	2nd	OT1	OT2	TOTAL
BYU	20	15	0	0	35
Opponents	14	14	0	0	28

Corners by Periods

Team	1st	2nd	OT1	OT2	TOTAL
BYU	68	80	0	0	148
Opponents	48	63	0	0	111

Shots by Periods

Team	1st	2nd	OT1	OT2	TOTAL
BYU	162	149	0	0	311
Opponents	129	125	0	0	254

Fouls by Periods

Team	1st	2nd	OT1	OT2	TOTAL
BYU	84	109	0	0	193
Opponents	96	121	0	0	217

2024 FINAL SEASON STATS



2024-25 BYU Women's Soccer
Extended Individual Statistics
All games

Page 2/2
as of Nov 22, 2024

Saves by Periods

Team	1st	2nd	OT1	OT2	TOTAL
BYU	35	41	0	0	76
Opponents	65	47	0	0	112

Attendance Summary

	BYU	Opponents
Total	33956	14628
Dates/Avg Per Date	10 / 3396	9 / 1625
Neutral Site #/Avg	2 / 876	



Go Cougs!

2024 FINAL SEASON STATS



2024-25 BYU Women's Soccer
Individual Statistics
All games

Page 1/2
 as of Nov 22, 2024

Game Records

Overall	Conference	Home	Away	Neutral
9 - 7 - 5	6 - 2 - 3	6 - 2 - 2	2 - 4 - 3	1 - 1 - 0

Team Box Score

No.	Player	GP-GS	MIN	G	A	PTS	SH	SH%	SOG	SOG%	YC	RC	GWG	PK-ATT	FG	OT	HAT	GTG	FOUL
23	Fryer, Allie	19-19	1457	11	2	24	73	.151	36	.493	3	0	3	1-1	5	0	0	2	24
44	Vance, Mackenzie	21-21	1675	7	1	15	44	.159	20	.455	2	0	0	0-0	1	0	0	1	25
7	Bailey, Erin	15-8	714	5	1	11	26	.192	16	.615	0	0	1	0-0	3	0	0	0	6
18	Krommenhoek, Mika	21-21	1705	3	4	10	31	.097	12	.387	0	0	1	0-0	2	0	0	0	18
4	Frischknecht, Avery	21-21	1890	4	0	8	17	.235	8	.471	1	0	3	0-0	1	0	0	0	7
11	Gardner, Addie	21-21	1347	1	3	5	29	.034	11	.379	0	0	0	0-0	1	0	0	0	14
33	Kesler, Lucy	19-12	1335	1	3	5	19	.053	7	.368	2	0	0	0-0	0	0	0	0	20
8	Pennock, Sierra	21-2	599	0	3	3	14	.000	9	.643	0	0	0	0-0	0	0	0	0	5
2	Dixon, Halle	6-3	185	1	0	2	4	.250	3	.750	0	0	0	0-0	0	0	0	0	3
21	Warner, Tara	8-8	720	1	0	2	1	1.000	1	1.000	0	0	0	0-0	0	0	0	0	2
5	Labrum, Ella	5-1	123	1	0	2	1	1.000	1	1.000	0	0	1	0-0	1	0	0	0	2
14	Hamberlin, Emma	13-8	641	0	2	2	9	.000	3	.333	0	0	0	0-0	0	0	0	0	8
20	Freeman, Presley	21-21	1658	0	2	2	5	.000	3	.600	1	0	0	0-0	0	0	0	0	9
10	Stringfellow, Caroline	19-1	557	0	1	1	11	.000	6	.545	1	0	0	0-0	0	0	0	0	9
12	Rustand, Ella	21-19	1162	0	1	1	0	.000	0	.000	3	0	0	0-0	0	0	0	0	8
27	Summers, Mattyn	21-20	1543	0	0	0	10	.000	3	.300	0	0	0	0-0	0	0	0	0	11
6	Pratt, Tylie	18-3	572	0	0	0	7	.000	4	.571	0	0	0	0-0	0	0	0	0	6
9	Neff, Emma	18-0	599	0	0	0	3	.000	1	.333	0	0	0	0-0	0	0	0	0	11
3	Akinaka, Lytiana	4-0	68	0	0	0	2	.000	0	.000	0	0	0	0-0	0	0	0	0	1
19	Curry, Mia	3-0	39	0	0	0	2	.000	1	.500	0	0	0	0-0	0	0	0	0	0
30	Wood, Jacey	6-0	58	0	0	0	1	.000	1	1.000	0	0	0	0-0	0	0	0	0	0
16	Sine, Abbi	9-0	124	0	0	0	1	.000	0	.000	1	0	0	0-0	0	0	0	0	4
26	Hansen, Savannah	3-0	37	0	0	0	1	.000	1	1.000	0	0	0	0-0	0	0	0	0	0
29	Kotter, Abbie	1-1	60	0	0	0	0	.000	0	.000	0	0	0	0-0	0	0	0	0	0
00	Hernaez, Lynette	21-21	1825	0	0	0	0	.000	0	.000	0	0	0	0-0	0	0	0	0	0
22	Shepherd, Josie	3-0	46	0	0	0	0	.000	0	.000	0	0	0	0-0	0	0	0	0	0
32	Hoopes, Kelsey	4-0	66	0	0	0	0	.000	0	.000	0	0	0	0-0	0	0	0	0	0
Total		21	-	35	23	93	311	.113	147	.473	14	0	-	1-1	14	0	0	-	193
Opponents		21	-	28	26	82	254	.110	103	.406	22	2	-	3-5	7	0	0	-	217

No.	Goalie	GP-GS	Goal Average			Saves		Record			
			MINS	GA	GA AVG	SAVES	PCT	W	L	T	SHO/CBO
00	Hernaez, Lynette	21-21	1824:04	28	1.38	71	.717	9	7	4	4/2
32	Hoopes, Kelsey	4-0	65:56	0	0.00	0	.000	0	0	1	0/2
TM	TEAM	-	00:00	0	0.00	5	1.000	0	0	0	2/0
Total		21	1890:00	28	1.33	76	.731	9	7	5	6
Opponents		21	1890:00	35	1.67	112	.762	7	9	5	2

Goals by Periods

Team	1st	2nd	OT1	OT2	TOTAL
BYU	20	15	0	0	35
Opponents	14	14	0	0	28

Corners by Periods

Team	1st	2nd	OT1	OT2	TOTAL
BYU	68	80	0	0	148
Opponents	48	63	0	0	111

2024 FINAL SEASON STATS



2024-25 BYU Women's Soccer
Individual Statistics
All games

Page 2/2
as of Nov 22, 2024

Shots by Periods

Team	1st	2nd	OT1	OT2	TOTAL
BYU	162	149	0	0	311
Opponents	129	125	0	0	254

Fouls by Periods

Team	1st	2nd	OT1	OT2	TOTAL
BYU	84	109	0	0	193
Opponents	96	121	0	0	217

Saves by Periods

Team	1st	2nd	OT1	OT2	TOTAL
BYU	35	41	0	0	76
Opponents	65	47	0	0	112

Attendance Summary

	BYU	Opponents
Total	33956	14628
Dates/Avg Per Date	10 / 3396	9 / 1625
Neutral Site #/Avg	2 / 876	



Go Cougs!

2024 FINAL SEASON STATS


2024-25 BYU Women's Soccer
Game Results
All games

 Page 1/1
 as of Nov 22, 2024
Team Results

	Date	Opponent		Score	Overall	Conf	Att.	Goals Scored
	08/15/2024	Wisconsin	W	1-0	1-0-0	0-0-0	2768	Fryer, Allie
	08/22/2024	at Saint Louis	T	1-1	1-0-1	0-0-0	3823	Fryer, Allie
	08/24/2024	at Long Beach St.	T	1-1	1-0-2	0-0-0	904	Gardner, Addie
	08/28/2024	at UCLA	L	0-1	1-1-2	0-0-0	873	-
	08/31/2024	Utah St.	L	1-2	1-2-2	0-0-0	3087	Vance, Mackenzie
	09/04/2024	Boise St.	W	2-0	2-2-2	0-0-0	4141	Dixon, Halle Labrum, Ella
	09/07/2024	at Arkansas	L	2-4	2-3-2	0-0-0	3046	Warner, Tara Bailey, Erin
*	09/12/2024	Arizona St.	W	1-0	3-3-2	1-0-0	3826	Frischknecht, Avery
*	09/19/2024	at TCU	L	1-4	3-4-2	1-1-0	1315	Fryer, Allie
*	09/23/2024	Utah	W	2-1	4-4-2	2-1-0	4345	Fryer, Allie Fryer, Allie
*	09/26/2024	Oklahoma St.	T	2-2	4-4-3	2-1-1	3170	Krommenhoek, Mika Vance, Mackenzie
*	09/30/2024	Iowa St.	W	3-1	5-4-3	3-1-1	3365	Vance, Mackenzie Frischknecht, Avery Fryer, Allie
*	10/04/2024	at Arizona	L	1-2	5-5-3	3-2-1	876	Bailey, Erin
*	10/10/2024	at Kansas	T	2-2	5-5-4	3-2-2	928	Bailey, Erin Vance, Mackenzie
*	10/14/2024	at Kansas St.	W	1-0	6-5-4	4-2-2	956	Bailey, Erin
*	10/17/2024	Baylor	T	3-3	6-5-5	4-2-3	3287	Bailey, Erin Fryer, Allie Fryer, Allie
*	10/21/2024	Houston	W	3-0	7-5-5	5-2-3	3470	Fryer, Allie Kesler, Lucy Frischknecht, Avery
*	10/25/2024	at Texas Tech	W	2-1	8-5-5	6-2-3	1907	Frischknecht, Avery Vance, Mackenzie
	11/02/2024	vs Oklahoma St.	W	5-0	9-5-5	6-2-3	1030	Fryer, Allie Fryer, Allie Krommenhoek, Mika Krommenhoek, Mika Vance, Mackenzie
	11/06/2024	vs TCU	L	1-2	9-6-5	6-2-3	722	Vance, Mackenzie
	11/15/2024	Santa Clara	L	0-1	9-7-5	6-2-3	2497	-

Team Record	W-L-T	Attendance	Dates	Total	Avg.
Overall:	9-7-5	Total:	21	50336	2397
Conference:	6-2-3	Home:	10	33956	3396
Home:	6-2-2	Away:	9	14628	1625
Away:	2-4-3	Neutral:	2	1752	876
Neutral:	1-1-0				
Overtime:	0-0-0				



Go Cougs!

2024 FINAL SEASON STATS


**2024-25 BYU Women's Soccer
Combined Statistics
All games**

 Page 1/1
as of Nov 22, 2024

Date	Opponent	Score	Att.
08/15/2024	Wisconsin	W 1-0	2768
08/22/2024	at Saint Louis	T 1-1	3823
08/24/2024	at Long Beach St.	T 1-1	904
08/28/2024	at UCLA	L 0-1	873
08/31/2024	Utah St.	L 1-2	3087
09/04/2024	Boise St.	W 2-0	4141
09/07/2024	at Arkansas	L 2-4	3046
* 09/12/2024	Arizona St.	W 1-0	3826
* 09/19/2024	at TCU	L 1-4	1315
* 09/23/2024	Utah	W 2-1	4345
* 09/26/2024	Oklahoma St.	T 2-2	3170
* 09/30/2024	Iowa St.	W 3-1	3365
* 10/04/2024	at Arizona	L 1-2	876
* 10/10/2024	at Kansas	T 2-2	928
* 10/14/2024	at Kansas St.	W 1-0	956
* 10/17/2024	Baylor	T 3-3	3287
* 10/21/2024	Houston	W 3-0	3470
* 10/25/2024	at Texas Tech	W 2-1	1907
11/02/2024	vs Oklahoma St.	W 5-0	1030
11/06/2024	vs TCU	L 1-2	722
11/15/2024	Santa Clara	L 0-1	2497

Team statistics

	BYU	OPP
SHOT STATISTICS		
Goals-Shot attempts	35-311	28-254
Goals scored per game	1.67	1.33
Shot pct.	.113	.110
Shots on goal-Attempts	147-311	103-254
SOG pct.	.473	.406
Shots/Game	14.8	12.1
Assists	23	26
GOAL BREAKDOWN		
Total Goals	35	28
Penalty	1	3
Unassisted	-	-
Overtime	0	0
Goals scored average	1.67	1.33
CORNER KICKS	148	111
PENALTY KICKS	1-1	3-5
OFFSIDES	38	55
PENALTIES		
Fouls	193	217
Yellow cards	14	22
Red cards	0	2
ATTENDANCE		
Total	33956	14628
Dates/Avg Per Date	10/3396	9/1625
Neutral Site #/Avg	2/876	-

Record	Overall	Home	Away	Neutral
All Games	9-7-5	6-2-2	2-4-3	1-1-0
Conference	6-2-3	4-0-2	2-2-1	0-0-0
Non-Conference	3-5-2	2-2-0	0-2-2	1-1-0

#	Player	GP	G	A	PTS	SH	SH%	SOG	SOG%	GWG	PK-ATT
23	Fryer, Allie	19	11	2	24	73	.151	36	.493	3	1-1
44	Vance, Mackenzie	21	7	1	15	44	.159	20	.455	0	0-0
7	Bailey, Erin	15	5	1	11	26	.192	16	.615	1	0-0
18	Krommenhoek, Mika	21	3	4	10	31	.097	12	.387	1	0-0
4	Frischknecht, Avery	21	4	0	8	17	.235	8	.471	3	0-0
11	Gardner, Addie	21	1	3	5	29	.034	11	.379	0	0-0
33	Kesler, Lucy	19	1	3	5	19	.053	7	.368	0	0-0
8	Pennock, Sierra	21	0	3	3	14	.000	9	.643	0	0-0
2	Dixon, Halle	6	1	0	2	4	.250	3	.750	0	0-0
21	Warner, Tara	8	1	0	2	1	1.000	1	1.000	0	0-0
5	Labrum, Ella	5	1	0	2	1	1.000	1	1.000	1	0-0
14	Hamberlin, Emma	13	0	2	2	9	.000	3	.333	0	0-0
20	Freeman, Presley	21	0	2	2	5	.000	3	.600	0	0-0
10	Stringfellow, Caroline	19	0	1	1	11	.000	6	.545	0	0-0
12	Rustand, Ella	21	0	1	1	0	.000	0	.000	0	0-0
27	Summers, Mattyn	21	0	0	0	10	.000	3	.300	0	0-0
6	Pratt, Tylie	18	0	0	0	7	.000	4	.571	0	0-0
9	Neff, Emma	18	0	0	0	3	.000	1	.333	0	0-0
3	Akinaka, Lytiana	4	0	0	0	2	.000	0	.000	0	0-0
19	Curry, Mia	3	0	0	0	2	.000	1	.500	0	0-0
30	Wood, Jacey	6	0	0	0	1	.000	1	1.000	0	0-0
16	Sine, Abbi	9	0	0	0	1	.000	0	.000	0	0-0
26	Hansen, Savannah	3	0	0	0	1	.000	1	1.000	0	0-0
29	Kotter, Abbie	1	0	0	0	0	.000	0	.000	0	0-0
00	Hernaiz, Lynette	21	0	0	0	0	.000	0	.000	0	0-0
22	Shepherd, Josie	3	0	0	0	0	.000	0	.000	0	0-0
32	Hoopes, Kelsey	4	0	0	0	0	.000	0	.000	0	0-0
Total		21	35	23	93	311	.113	147	.473	-	1-1
Opponents		21	28	26	82	254	.110	103	.406	-	3-5

#	Goalie	GP	MIN.	GA	GAAVG	SAVES	PCT	W-L-T	SHO/CBO
00	Hernaiz, Lynette	21	1824:04	28	1.38	71	.717	9-7-4	4/2
32	Hoopes, Kelsey	4	65:56	0	0.00	0	.000	0-0-1	0/2
TM	TEAM	-	00:00	0	0.00	5	1.000	0-0-0	2/0
Total		21	1890:00	28	1.33	76	.731	9-7-5	6
Opponents		21	1890:00	35	1.67	112	.762	7-9-5	2

Goals by Periods

Team	1st	2nd	OT1	OT2	TOTAL
BYU	20	15	0	0	35
Opponents	14	14	0	0	28

Shots by Periods

Team	1st	2nd	OT1	OT2	TOTAL
BYU	162	149	0	0	311
Opponents	129	125	0	0	254

Saves by Periods

Team	1st	2nd	OT1	OT2	TOTAL
BYU	35	41	0	0	76
Opponents	65	47	0	0	112

Corners by Periods

Team	1st	2nd	OT1	OT2	TOTAL
BYU	68	80	0	0	148
Opponents	48	63	0	0	111

Fouls by Periods

Team	1st	2nd	OT1	OT2	TOTAL
BYU	84	109	0	0	193
Opponents	96	121	0	0	217



Go Cougs!

2024 FINAL SEASON STATS


**2024-25 BYU Women's Soccer
Overall/Conference Statistics
All games**

 Page 1/2
as of Nov 22, 2024
Game Records

Overall	Conference	Home	Away	Neutral
9 - 7 - 5	6 - 2 - 3	6 - 2 - 2	2 - 4 - 3	1 - 1 - 0

Overall

##	Player	GP-GS	G	A	PTS	SH	SH%	SOG	SOG%	GW	PK	Conference									
												GP-GS	G	A	PTS	SH	SH%	SOG	SOG%	GW	PK
23	Fryer, Allie	19-19	11	2	24	73	.151	36	.493	3	1	11-11	7	1	15	44	.159	21	.477	2	1
44	Vance, Mackenzie	21-21	7	1	15	44	.159	20	.455	0	0	11-11	4	1	9	20	.200	10	.500	0	0
7	Bailey, Erin	15-8	5	1	11	26	.192	16	.615	1	0	10-4	4	0	8	22	.182	14	.636	1	0
18	Krommenhoek, Mika	21-21	3	4	10	31	.097	12	.387	1	0	11-11	1	3	5	23	.043	9	.391	0	0
4	Frischknecht, Avery	21-21	4	0	8	17	.235	8	.471	3	0	11-11	4	0	8	14	.286	8	.571	3	0
11	Gardner, Addie	21-21	1	3	5	29	.034	11	.379	0	0	11-11	0	2	2	20	.000	9	.450	0	0
33	Kesler, Lucy	19-12	1	3	5	19	.053	7	.368	0	0	11-9	1	3	5	14	.071	6	.429	0	0
8	Pennock, Sierra	21-2	0	3	3	14	.000	9	.643	0	0	11-1	0	2	2	9	.000	5	.556	0	0
2	Dixon, Halle	6-3	1	0	2	4	.250	3	.750	0	0	0-0	0	0	0	0	.000	0	.000	0	0
21	Warner, Tara	8-8	1	0	2	1	1.000	1	1.000	0	0	1-1	0	0	0	0	.000	0	.000	0	0
5	Labrum, Ella	5-1	1	0	2	1	1.000	1	1.000	1	0	0-0	0	0	0	0	.000	0	.000	0	0
14	Hamberlin, Emma	13-8	0	2	2	9	.000	3	.333	0	0	6-6	0	1	1	6	.000	2	.333	0	0
20	Freeman, Presley	21-21	0	2	2	5	.000	3	.600	0	0	11-11	0	2	2	2	.000	2	1.000	0	0
10	Stringfellow, Caroline	19-1	0	1	1	11	.000	6	.545	0	0	10-0	0	0	0	5	.000	2	.400	0	0
12	Rustand, Ella	21-19	0	1	1	0	.000	0	.000	0	0	11-11	0	1	1	0	.000	0	.000	0	0
27	Summers, Mattyn	21-20	0	0	0	10	.000	3	.300	0	0	11-11	0	0	0	1	.000	1	1.000	0	0
6	Pratt, Tylie	18-3	0	0	0	7	.000	4	.571	0	0	9-1	0	0	0	5	.000	4	.800	0	0
9	Neff, Emma	18-0	0	0	0	3	.000	1	.333	0	0	11-0	0	0	0	3	.000	1	.333	0	0
3	Akinaka, Lytiana	4-0	0	0	0	2	.000	0	.000	0	0	2-0	0	0	0	2	.000	0	.000	0	0
19	Curry, Mia	3-0	0	0	0	2	.000	1	.500	0	0	2-0	0	0	0	2	.000	1	.500	0	0
30	Wood, Jacey	6-0	0	0	0	1	.000	1	1.000	0	0	4-0	0	0	0	0	.000	0	.000	0	0
16	Sine, Abbi	9-0	0	0	0	1	.000	0	.000	0	0	5-0	0	0	0	1	.000	0	.000	0	0
26	Hansen, Savannah	3-0	0	0	0	1	.000	1	1.000	0	0	2-0	0	0	0	1	.000	1	1.000	0	0
29	Kotter, Abbie	1-1	0	0	0	0	.000	0	.000	0	0	0-0	0	0	0	0	.000	0	.000	0	0
00	Hernaez, Lynette	21-21	0	0	0	0	.000	0	.000	0	0	11-11	0	0	0	0	.000	0	.000	0	0
22	Shepherd, Josie	3-0	0	0	0	0	.000	0	.000	0	0	1-0	0	0	0	0	.000	0	.000	0	0
32	Hoopes, Kelsey	4-0	0	0	0	0	.000	0	.000	0	0	3-0	0	0	0	0	.000	0	.000	0	0
Total		21	35	23	93	311	.113	147	.473	-	1	11	21	16	58	194	.108	96	.495	-	1
Opponents		21	28	26	82	254	.110	103	.406	-	3	11	16	12	44	113	.142	43	.381	-	2

##	Player	GP-GS	MIN.	GA	GA AVG	SAVES	PCT	W	L	T	SHO/CBO	GP-GS	MIN.	GA	GA AVG	SAVES	PCT	W	L	T	SHO/CBO
00	Hernaez, Lynette	21-21	1824:04	28	1.33	71	.717	9	7	4	4/2	11-11	941:19	16	1.53	26	.619	6	2	2	2/1
32	Hoopes, Kelsey	4-0	65:56	0	0.00	0	.000	0	0	1	0/2	3-0	48:41	0	0.00	0	.000	0	0	1	0/1
TM	TEAM	-	00:00	0	0.00	5	1.000	0	0	0	2/0	-	00:00	0	0.00	2	1.000	0	0	0	2/0
Total		21	1890:00	28	1.33	76	.731	9	7	5	6	11	990:00	16	1.45	28	.636	6	2	3	3 }}
Opponents		21	1890:00	35	1.67	112	.762	7	9	5	2	11	990:00	21	1.91	75	.781	2	6	3	0 }}

Shots by Periods

Team	1st	2nd	OT1	OT2	TOTAL
BYU	162	149	0	0	311
Opponents	129	125	0	0	254

Shots by Periods

Team	1st	2nd	OT1	OT2	TOTAL
BYU	93	101	0	0	194
Opponents	54	59	0	0	113

Goals by Periods

Team	1st	2nd	OT1	OT2	TOTAL
BYU	20	15	0	0	35
Opponents	14	14	0	0	28

Goals by Periods

Team	1st	2nd	OT1	OT2	TOTAL
BYU	10	11	0	0	21
Opponents	7	9	0	0	16

Saves by Periods

Team	1st	2nd	OT1	OT2	TOTAL
BYU	35	41	0	0	76
Opponents	65	47	0	0	112

Saves by Periods

Team	1st	2nd	OT1	OT2	TOTAL
BYU	11	17	0	0	28
Opponents	41	34	0	0	75



Go Cougs!

2024 FINAL SEASON STATS



2024-25 BYU Women's Soccer
Overall/Conference Statistics
All games

Page 2/2
as of Nov 22, 2024

Attendance Summary

	BYU	Opponents
Total	33956	14628
Dates/Avg Per Date	10 / 3396	9 / 1625
Neutral Site #/Avg	2 / 876	

Attendance Summary

	BYU	Opponents
Total	21463	5982
Dates/Avg Per Date	6 / 3577	5 / 1196
Neutral Site #/Avg	0 / 0	



Go Cougs!

2024 FINAL SEASON STATS



2024-25 BYU Women's Soccer
High/Lows Analysis
All games

Page 1/4
as of Nov 22, 2024

BYU - Game Highs

POINTS	11	vs Oklahoma St. (N) (11/02/2024)
	9	vs Houston (10/21/2024)
	9	vs Iowa St. (09/30/2024)
GOALS	5	vs Oklahoma St. (N) (11/02/2024)
	3	vs Houston (10/21/2024)
	3	vs Baylor (10/17/2024)
	3	vs Iowa St. (09/30/2024)
ASSISTS	3	vs Houston (10/21/2024)
	3	vs Iowa St. (09/30/2024)
SHOTS	29	vs Houston (10/21/2024)
	25	vs Baylor (10/17/2024)
SHOTS ON GOAL	15	vs Houston (10/21/2024)
	13	vs Baylor (10/17/2024)
SAVES	8	at Arkansas (09/07/2024)
	7	at UCLA (08/28/2024)
CORNER KICKS	13	vs Utah (09/23/2024)
	12	vs Baylor (10/17/2024)
	12	vs Arizona St. (09/12/2024)
	12	at Saint Louis (08/22/2024)
FOULS	20	vs Iowa St. (09/30/2024)
	12	vs Houston (10/21/2024)
	12	at Long Beach St. (08/24/2024)



Go Cougs!

2024 FINAL SEASON STATS



2024-25 BYU Women's Soccer
High/Lows Analysis
All games

Page 2/4
as of Nov 22, 2024

Opponent - Game Highs

POINTS	13	at Arkansas (09/07/2024)
	11	at TCU (09/19/2024)
GOALS	4	at TCU (09/19/2024)
	4	at Arkansas (09/07/2024)
ASSISTS	5	at Arkansas (09/07/2024)
	3	vs Oklahoma St. (09/26/2024)
	3	at TCU (09/19/2024)
	3	vs Utah St. (08/31/2024)
SHOTS	19	at Arkansas (09/07/2024)
	17	vs Wisconsin (08/15/2024)
SHOTS ON GOAL	12	at Arkansas (09/07/2024)
	8	vs Utah St. (08/31/2024)
	8	at UCLA (08/28/2024)
SAVES	12	vs Houston (10/21/2024)
	11	at Kansas St. (10/14/2024)
CORNER KICKS	12	vs Wisconsin (08/15/2024)
	8	vs Arizona St. (09/12/2024)
	8	at UCLA (08/28/2024)
FOULS	17	at Kansas (10/10/2024)
	16	vs Iowa St. (09/30/2024)



Go Cougs!

2024 FINAL SEASON STATS



2024-25 BYU Women's Soccer
High/Lows Analysis
All games

Page 3/4
as of Nov 22, 2024

BYU - Game Lows

POINTS	0 vs Santa Clara (11/15/2024) 0 at UCLA (08/28/2024)
GOALS	0 vs Santa Clara (11/15/2024) 0 at UCLA (08/28/2024)
ASSISTS	0 vs Santa Clara (11/15/2024) 0 vs TCU (N) (11/06/2024) 0 at Kansas (10/10/2024) 0 vs Utah St. (08/31/2024) 0 at UCLA (08/28/2024)
SHOTS	3 at TCU (09/19/2024) 5 at Long Beach St. (08/24/2024)
SHOTS ON GOAL	2 at TCU (09/19/2024) 2 vs Utah St. (08/31/2024) 2 at Long Beach St. (08/24/2024)
SAVES	1 vs Iowa St. (09/30/2024) 1 vs Oklahoma St. (09/26/2024) 1 vs Utah (09/23/2024)
CORNER KICKS	1 at Long Beach St. (08/24/2024) 1 vs Wisconsin (08/15/2024)
FOULS	6 at Texas Tech (10/25/2024) 6 at Kansas St. (10/14/2024) 6 at Arizona (10/04/2024) 6 at Arkansas (09/07/2024)



Go Cougs!

2024 FINAL SEASON STATS



2024-25 BYU Women's Soccer
High/Lows Analysis
All games

Page 4/4
as of Nov 22, 2024

Opponent - Game Lows

POINTS	0	vs Oklahoma St. (N) (11/02/2024)
	0	vs Houston (10/21/2024)
	0	at Kansas St. (10/14/2024)
	0	vs Arizona St. (09/12/2024)
	0	vs Boise St. (09/04/2024)
	0	vs Wisconsin (08/15/2024)
GOALS	0	vs Oklahoma St. (N) (11/02/2024)
	0	vs Houston (10/21/2024)
	0	at Kansas St. (10/14/2024)
	0	vs Arizona St. (09/12/2024)
	0	vs Boise St. (09/04/2024)
	0	vs Wisconsin (08/15/2024)
ASSISTS	0	vs Oklahoma St. (N) (11/02/2024)
	0	vs Houston (10/21/2024)
	0	at Kansas St. (10/14/2024)
	0	at Kansas (10/10/2024)
	0	vs Arizona St. (09/12/2024)
	0	vs Boise St. (09/04/2024)
	0	at Saint Louis (08/22/2024)
	0	vs Wisconsin (08/15/2024)
SHOTS	5	at Arizona (10/04/2024)
	7	vs Iowa St. (09/30/2024)
SHOTS ON GOAL	2	vs Iowa St. (09/30/2024)
	2	vs Utah (09/23/2024)
	2	vs Arizona St. (09/12/2024)
SAVES	1	at TCU (09/19/2024)
	1	vs Utah St. (08/31/2024)
	1	at Long Beach St. (08/24/2024)
CORNER KICKS	1	vs Houston (10/21/2024)
	2	at Arizona (10/04/2024)
FOULS	4	at Arizona (10/04/2024)
	6	vs Baylor (10/17/2024)
	6	at Long Beach St. (08/24/2024)



2024 FINAL SEASON STATS



2024-25 BYU Women's Soccer
Individual Game Highs
All games

Page 1/3
 as of Nov 22, 2024

INDIVIDUAL HIGHS

POINTS	
5	Mika Krommenhoek vs Oklahoma St. (N) (11/02/2024)
4	Allie Fryer vs Oklahoma St. (N) (11/02/2024)
4	Allie Fryer vs Baylor (10/17/2024)
4	Allie Fryer vs Utah (09/23/2024)
2	Mackenzee Vance vs TCU (N) (11/06/2024)
2	Mackenzee Vance vs Oklahoma St. (N) (11/02/2024)
2	Mackenzee Vance at Texas Tech (10/25/2024)
2	Avery Frischknecht at Texas Tech (10/25/2024)
2	Avery Frischknecht vs Houston (10/21/2024)
2	Addie Gardner vs Houston (10/21/2024)
2	Allie Fryer vs Houston (10/21/2024)
2	Lucy Kesler vs Houston (10/21/2024)
2	Erin Bailey vs Baylor (10/17/2024)
2	Erin Bailey at Kansas St. (10/14/2024)
2	Mackenzee Vance at Kansas (10/10/2024)
2	Erin Bailey at Kansas (10/10/2024)
2	Erin Bailey at Arizona (10/04/2024)
2	Mackenzee Vance vs Iowa St. (09/30/2024)
2	Mika Krommenhoek vs Iowa St. (09/30/2024)
2	Allie Fryer vs Iowa St. (09/30/2024)
2	Avery Frischknecht vs Iowa St. (09/30/2024)
2	Mackenzee Vance vs Oklahoma St. (09/26/2024)
2	Mika Krommenhoek vs Oklahoma St. (09/26/2024)
2	Allie Fryer at TCU (09/19/2024)
2	Avery Frischknecht vs Arizona St. (09/12/2024)
2	Erin Bailey at Arkansas (09/07/2024)
2	Tara Warner at Arkansas (09/07/2024)
2	Ella Labrum vs Boise St. (09/04/2024)
2	Halle Dixon vs Boise St. (09/04/2024)
2	Mackenzee Vance vs Utah St. (08/31/2024)
2	Addie Gardner at Long Beach St. (08/24/2024)
2	Allie Fryer at Saint Louis (08/22/2024)
2	Allie Fryer vs Wisconsin (08/15/2024)



2024 FINAL SEASON STATS



2024-25 BYU Women's Soccer
Individual Game Highs
All games

Page 2/3
 as of Nov 22, 2024

INDIVIDUAL HIGHS

GOALS	2 Mika Krommenhoek vs Oklahoma St. (N) (11/02/2024) 2 Allie Fryer vs Oklahoma St. (N) (11/02/2024) 2 Allie Fryer vs Baylor (10/17/2024) 2 Allie Fryer vs Utah (09/23/2024) 1 Mackenzee Vance vs TCU (N) (11/06/2024) 1 Mackenzee Vance vs Oklahoma St. (N) (11/02/2024) 1 Mackenzee Vance at Texas Tech (10/25/2024) 1 Avery Frischknecht at Texas Tech (10/25/2024) 1 Allie Fryer vs Houston (10/21/2024) 1 Avery Frischknecht vs Houston (10/21/2024) 1 Lucy Kesler vs Houston (10/21/2024) 1 Erin Bailey vs Baylor (10/17/2024) 1 Erin Bailey at Kansas St. (10/14/2024) 1 Mackenzee Vance at Kansas (10/10/2024) 1 Erin Bailey at Kansas (10/10/2024) 1 Erin Bailey at Arizona (10/04/2024) 1 Mackenzee Vance vs Iowa St. (09/30/2024) 1 Allie Fryer vs Iowa St. (09/30/2024) 1 Avery Frischknecht vs Iowa St. (09/30/2024) 1 Mackenzee Vance vs Oklahoma St. (09/26/2024) 1 Mika Krommenhoek vs Oklahoma St. (09/26/2024) 1 Allie Fryer at TCU (09/19/2024) 1 Avery Frischknecht vs Arizona St. (09/12/2024) 1 Erin Bailey at Arkansas (09/07/2024) 1 Tara Warner at Arkansas (09/07/2024) 1 Ella Labrum vs Boise St. (09/04/2024) 1 Halle Dixon vs Boise St. (09/04/2024) 1 Mackenzee Vance vs Utah St. (08/31/2024) 1 Addie Gardner at Long Beach St. (08/24/2024) 1 Allie Fryer at Saint Louis (08/22/2024) 1 Allie Fryer vs Wisconsin (08/15/2024)
ASSISTS	2 Addie Gardner vs Houston (10/21/2024) 2 Mika Krommenhoek vs Iowa St. (09/30/2024) 1 Mika Krommenhoek vs Oklahoma St. (N) (11/02/2024) 1 Lucy Kesler at Texas Tech (10/25/2024) 1 Sierra Pennock vs Houston (10/21/2024) 1 Lucy Kesler vs Baylor (10/17/2024) 1 Mackenzee Vance at Kansas St. (10/14/2024) 1 Mika Krommenhoek at Kansas St. (10/14/2024) 1 Allie Fryer at Arizona (10/04/2024) 1 Ella Rustand vs Iowa St. (09/30/2024) 1 Presley Freeman vs Oklahoma St. (09/26/2024) 1 Lucy Kesler vs Utah (09/23/2024) 1 Emma Hamberlin vs Utah (09/23/2024) 1 Presley Freeman at TCU (09/19/2024) 1 Sierra Pennock vs Arizona St. (09/12/2024) 1 Sierra Pennock at Arkansas (09/07/2024) 1 Emma Hamberlin vs Boise St. (09/04/2024) 1 Allie Fryer at Long Beach St. (08/24/2024) 1 Caroline Stringfellow at Saint Louis (08/22/2024) 1 Addie Gardner vs Wisconsin (08/15/2024) 1 Erin Bailey vs Wisconsin (08/15/2024)



2024 FINAL SEASON STATS



2024-25 BYU Women's Soccer
Individual Game Highs
All games

Page 3/3
as of Nov 22, 2024

INDIVIDUAL HIGHS

SHOTS	8	Allie Fryer at Saint Louis (08/22/2024)
	7	Addie Gardner vs Baylor (10/17/2024)
	7	Allie Fryer vs Utah (09/23/2024)
	7	Allie Fryer vs Arizona St. (09/12/2024)
	6	Allie Fryer vs Santa Clara (11/15/2024)
SHOTS ON GOAL	5	Allie Fryer vs Utah (09/23/2024)
	4	Addie Gardner vs Baylor (10/17/2024)
	4	Allie Fryer at Saint Louis (08/22/2024)
	3	Allie Fryer vs Santa Clara (11/15/2024)
	3	Erin Bailey vs Houston (10/21/2024)
	3	Allie Fryer vs Baylor (10/17/2024)
	3	Erin Bailey at Kansas St. (10/14/2024)
SAVES	3	Allie Fryer at Kansas St. (10/14/2024)
	7	Lynette Hernaez at UCLA (08/28/2024)
	6	Lynette Hernaez at Arkansas (09/07/2024)
	6	Lynette Hernaez vs Utah St. (08/31/2024)
	6	Lynette Hernaez at Saint Louis (08/22/2024)
	6	Lynette Hernaez vs Wisconsin (08/15/2024)



Go Cougs!

2024 FINAL SEASON STATS



2024-25 BYU Women's Soccer
Individual Game-by-Game
All games

Page 1/28
as of Nov 22, 2024

#0 HERNAEZ, Lynette

Date	Opponent	SCORE	GP	GS	G	A	PTS	SH	SH%	SOG	SOG%	GW	PK-ATT	YC	RC	MIN
08/15/2024	Wisconsin	1-0	*	*	0	0	0	0	.000	0	.000	0	0-0	0	0	90
08/22/2024	at Saint Louis	1-1	*	*	0	0	0	0	.000	0	.000	0	0-0	0	0	90
08/24/2024	at Long Beach St.	1-1	*	*	0	0	0	0	.000	0	.000	0	0-0	0	0	90
08/28/2024	at UCLA	0-1	*	*	0	0	0	0	.000	0	.000	0	0-0	0	0	90
08/31/2024	Utah St.	1-2	*	*	0	0	0	0	.000	0	.000	0	0-0	0	0	90
09/04/2024	Boise St.	2-0	*	*	0	0	0	0	.000	0	.000	0	0-0	0	0	90
09/07/2024	at Arkansas	2-4	*	*	0	0	0	0	.000	0	.000	0	0-0	0	0	90
09/12/2024	Arizona St.	1-0	*	*	0	0	0	0	.000	0	.000	0	0-0	0	0	90
09/19/2024	at TCU	1-4	*	*	0	0	0	0	.000	0	.000	0	0-0	0	0	81
09/23/2024	Utah	2-1	*	*	0	0	0	0	.000	0	.000	0	0-0	0	0	90
09/26/2024	Oklahoma St.	2-2	*	*	0	0	0	0	.000	0	.000	0	0-0	0	0	90
09/30/2024	Iowa St.	3-1	*	*	0	0	0	0	.000	0	.000	0	0-0	0	0	90
10/04/2024	at Arizona	1-2	*	*	0	0	0	0	.000	0	.000	0	0-0	0	0	90
10/10/2024	at Kansas	2-2	*	*	0	0	0	0	.000	0	.000	0	0-0	0	0	90
10/14/2024	at Kansas St.	1-0	*	*	0	0	0	0	.000	0	.000	0	0-0	0	0	90
10/17/2024	Baylor	3-3	*	*	0	0	0	0	.000	0	.000	0	0-0	0	0	66
10/21/2024	Houston	3-0	*	*	0	0	0	0	.000	0	.000	0	0-0	0	0	76
10/25/2024	at Texas Tech	2-1	*	*	0	0	0	0	.000	0	.000	0	0-0	0	0	90
11/02/2024	vs Oklahoma St.	5-0	*	*	0	0	0	0	.000	0	.000	0	0-0	0	0	73
11/06/2024	vs TCU	1-2	*	*	0	0	0	0	.000	0	.000	0	0-0	0	0	90
11/15/2024	Santa Clara	0-1	*	*	0	0	0	0	.000	0	.000	0	0-0	0	0	90
Totals		35-28	21	21	0	0	0	0	.000	0	.000	0	0-0	0	0	1825

Player Averages

Games Played	Shots per game	Assists per game	Goals per game	Points per game
21	0.00	0.00	0.00	0.00

2024 FINAL SEASON STATS



2024-25 BYU Women's Soccer
Individual Game-by-Game
All games

Page 2/28
 as of Nov 22, 2024

Date	Opponent	SCORE	GP	GS	Minutes	GA	GA AVG	Saves	Save%	W	L	T	SHO/CBO
08/15/2024	Wisconsin	1-0	*	*	90:00	0	0.00	6	1.000	1	0	0	1/0
08/22/2024	at Saint Louis	1-1	*	*	90:00	1	1.00	6	.857	1	0	1	0/0
08/24/2024	at Long Beach St.	1-1	*	*	90:00	1	1.00	2	.667	1	0	2	0/0
08/28/2024	at UCLA	0-1	*	*	90:00	1	1.00	7	.875	1	1	2	0/0
08/31/2024	Utah St.	1-2	*	*	90:00	2	2.00	6	.750	1	2	2	0/0
09/04/2024	Boise St.	2-0	*	*	90:00	0	0.00	3	1.000	2	2	2	1/0
09/07/2024	at Arkansas	2-4	*	*	90:00	4	4.00	6	.600	2	3	2	0/0
09/12/2024	Arizona St.	1-0	*	*	90:00	0	0.00	2	1.000	3	3	2	1/0
09/19/2024	at TCU	1-4	*	*	80:36	4	4.47	3	.429	3	4	2	0/0
09/23/2024	Utah	2-1	*	*	90:00	1	1.00	1	.500	4	4	2	0/0
09/26/2024	Oklahoma St.	2-2	*	*	90:00	2	2.00	1	.333	4	4	3	0/0
09/30/2024	Iowa St.	3-1	*	*	90:00	1	1.00	1	.500	5	4	3	0/0
10/04/2024	at Arizona	1-2	*	*	90:00	2	2.00	2	.500	5	5	3	0/0
10/10/2024	at Kansas	2-2	*	*	90:00	2	2.00	3	.600	5	5	4	0/0
10/14/2024	at Kansas St.	1-0	*	*	90:00	0	0.00	3	1.000	6	5	4	1/0
10/17/2024	Baylor	3-3	*	*	65:12	3	4.14	3	.500	6	5	4	0/0
10/21/2024	Houston	3-0	*	*	75:31	0	0.00	5	1.000	7	5	4	0/1
10/25/2024	at Texas Tech	2-1	*	*	90:00	1	1.00	2	.667	8	5	4	0/0
11/02/2024	vs Oklahoma St.	5-0	*	*	72:45	0	0.00	4	1.000	9	5	4	0/1
11/06/2024	vs TCU	1-2	*	*	90:00	2	2.00	3	.600	9	6	4	0/0
11/15/2024	Santa Clara	0-1	*	*	90:00	1	1.00	2	.667	9	7	4	0/0
Totals			21	21	1824:04	28	1.38	71	.717	9	7	4	4/2



2024 FINAL SEASON STATS



2024-25 BYU Women's Soccer
Individual Game-by-Game
All games

Page 3/28
as of Nov 22, 2024

#2 DIXON, Halle

Date	Opponent	SCORE	GP	GS	G	A	PTS	SH	SH%	SOG	SOG%	GW	PK-ATT	YC	RC	MIN
08/15/2024	Wisconsin	1-0	*		0	0	0	0	.000	0	.000	0	0-0	0	0	26
08/22/2024	at Saint Louis	1-1	*	*	0	0	0	2	.000	2	1.000	0	0-0	0	0	45
08/24/2024	at Long Beach St.	1-1	*	*	0	0	0	0	.000	0	1.000	0	0-0	0	0	37
08/28/2024	at UCLA	0-1	*	*	0	0	0	0	.000	0	1.000	0	0-0	0	0	38
08/31/2024	Utah St.	1-2	*		0	0	0	0	.000	0	1.000	0	0-0	0	0	26
09/04/2024	Boise St.	2-0	*		1	0	2	2	.250	1	.750	0	0-0	0	0	16
Totals		6-5	6	3	1	0	2	4	.250	3	.750	0	0-0	0	0	185

Player Averages

Games Played	Shots per game	Assists per game	Goals per game	Points per game
6	0.67	0.00	0.17	0.33



Go Cougs!

2024 FINAL SEASON STATS



2024-25 BYU Women's Soccer
Individual Game-by-Game
All games

Page 4/28
as of Nov 22, 2024

#3 AKINAKA, Lytiana

Date	Opponent	SCORE	GP	GS	G	A	PTS	SH	SH%	SOG	SOG%	GW	PK-ATT	YC	RC	MIN
09/07/2024	at Arkansas	2-4	*		0	0	0	0	.000	0	.000	0	0-0	0	0	9
09/19/2024	at TCU	1-4	*		0	0	0	0	.000	0	.000	0	0-0	0	0	22
10/21/2024	Houston	3-0	*		0	0	0	2	.000	0	.000	0	0-0	0	0	25
11/02/2024	vs Oklahoma St.	5-0	*		0	0	0	0	.000	0	.000	0	0-0	0	0	13
Totals		11-8	4	0	0	0	0	2	.000	0	.000	0	0-0	0	0	68

Player Averages

Games Played	Shots per game	Assists per game	Goals per game	Points per game
4	0.50	0.00	0.00	0.00



Go Cougs!

2024 FINAL SEASON STATS



2024-25 BYU Women's Soccer
Individual Game-by-Game
All games

Page 5/28
as of Nov 22, 2024

#4 FRISCHKNECHT, Avery

Date	Opponent	SCORE	GP	GS	G	A	PTS	SH	SH%	SOG	SOG%	GW	PK-ATT	YC	RC	MIN
08/15/2024	Wisconsin	1-0	*	*	0	0	0	0	.000	0	.000	0	0-0	0	0	90
08/22/2024	at Saint Louis	1-1	*	*	0	0	0	1	.000	0	.000	0	0-0	0	0	90
08/24/2024	at Long Beach St.	1-1	*	*	0	0	0	0	.000	0	.000	0	0-0	0	0	90
08/28/2024	at UCLA	0-1	*	*	0	0	0	0	.000	0	.000	0	0-0	0	0	90
08/31/2024	Utah St.	1-2	*	*	0	0	0	1	.000	0	.000	0	0-0	0	0	90
09/04/2024	Boise St.	2-0	*	*	0	0	0	0	.000	0	.000	0	0-0	0	0	90
09/07/2024	at Arkansas	2-4	*	*	0	0	0	0	.000	0	.000	0	0-0	0	0	90
09/12/2024	Arizona St.	1-0	*	*	1	0	2	1	.333	1	.333	1	0-0	0	0	90
09/19/2024	at TCU	1-4	*	*	0	0	0	0	.333	0	.333	0	0-0	0	0	90
09/23/2024	Utah	2-1	*	*	0	0	0	1	.250	1	.500	0	0-0	0	0	90
09/26/2024	Oklahoma St.	2-2	*	*	0	0	0	2	.167	0	.333	0	0-0	0	0	90
09/30/2024	Iowa St.	3-1	*	*	1	0	2	2	.250	1	.375	1	0-0	0	0	90
10/04/2024	at Arizona	1-2	*	*	0	0	0	0	.250	0	.375	0	0-0	0	0	90
10/10/2024	at Kansas	2-2	*	*	0	0	0	3	.182	2	.455	0	0-0	0	0	90
10/14/2024	at Kansas St.	1-0	*	*	0	0	0	1	.167	0	.417	0	0-0	0	0	90
10/17/2024	Baylor	3-3	*	*	0	0	0	1	.154	0	.385	0	0-0	0	0	90
10/21/2024	Houston	3-0	*	*	1	0	2	2	.200	2	.467	0	0-0	0	0	90
10/25/2024	at Texas Tech	2-1	*	*	1	0	2	1	.250	1	.500	1	0-0	0	0	90
11/02/2024	vs Oklahoma St.	5-0	*	*	0	0	0	0	.250	0	.500	0	0-0	0	0	90
11/06/2024	vs TCU	1-2	*	*	0	0	0	1	.235	0	.471	0	0-0	1	0	90
11/15/2024	Santa Clara	0-1	*	*	0	0	0	0	.235	0	.471	0	0-0	0	0	90
Totals		35-28	21	21	4	0	8	17	.235	8	.471	3	0-0	1	0	1890

Player Averages

Games Played	Shots per game	Assists per game	Goals per game	Points per game
21	0.81	0.00	0.19	0.38

2024 FINAL SEASON STATS



2024-25 BYU Women's Soccer
Individual Game-by-Game
All games

Page 6/28
as of Nov 22, 2024

#5 LABRUM, Ella

Date	Opponent	SCORE	GP	GS	G	A	PTS	SH	SH%	SOG	SOG%	GW	PK-ATT	YC	RC	MIN
08/15/2024	Wisconsin	1-0	*		0	0	0	0	.000	0	.000	0	0-0	0	0	25
08/22/2024	at Saint Louis	1-1	*		0	0	0	0	.000	0	.000	0	0-0	0	0	7
08/28/2024	at UCLA	0-1	*		0	0	0	0	.000	0	.000	0	0-0	0	0	29
08/31/2024	Utah St.	1-2	*		0	0	0	0	.000	0	.000	0	0-0	0	0	16
09/04/2024	Boise St.	2-0	*	*	1	0	2	1	1.000	1	1.000	1	0-0	0	0	48
Totals		5-4	5	1	1	0	2	1	1.000	1	1.000	1	0-0	0	0	123

Player Averages

Games Played	Shots per game	Assists per game	Goals per game	Points per game
5	0.20	0.00	0.20	0.40



Go Cougs!

2024 FINAL SEASON STATS



2024-25 BYU Women's Soccer
Individual Game-by-Game
All games

Page 7/28
 as of Nov 22, 2024

#6 PRATT, Tylie

Date	Opponent	SCORE	GP	GS	G	A	PTS	SH	SH%	SOG	SOG%	GW	PK-ATT	YC	RC	MIN
08/22/2024	at Saint Louis	1-1	*		0	0	0	0	.000	0	.000	0	0-0	0	0	35
08/24/2024	at Long Beach St.	1-1	*		0	0	0	0	.000	0	.000	0	0-0	0	0	17
08/28/2024	at UCLA	0-1	*		0	0	0	0	.000	0	.000	0	0-0	0	0	34
08/31/2024	Utah St.	1-2	*		0	0	0	1	.000	0	.000	0	0-0	0	0	53
09/04/2024	Boise St.	2-0	*	*	0	0	0	0	.000	0	.000	0	0-0	0	0	54
09/07/2024	at Arkansas	2-4	*	*	0	0	0	0	.000	0	.000	0	0-0	0	0	36
09/12/2024	Arizona St.	1-0	*		0	0	0	0	.000	0	.000	0	0-0	0	0	20
09/19/2024	at TCU	1-4	*	*	0	0	0	0	.000	0	.000	0	0-0	0	0	60
09/26/2024	Oklahoma St.	2-2	*		0	0	0	0	.000	0	.000	0	0-0	0	0	22
10/04/2024	at Arizona	1-2	*		0	0	0	2	.000	2	.667	0	0-0	0	0	21
10/10/2024	at Kansas	2-2	*		0	0	0	1	.000	0	.500	0	0-0	0	0	48
10/14/2024	at Kansas St.	1-0	*		0	0	0	0	.000	0	.500	0	0-0	0	0	13
10/17/2024	Baylor	3-3	*		0	0	0	0	.000	0	.500	0	0-0	0	0	27
10/21/2024	Houston	3-0	*		0	0	0	2	.000	2	.667	0	0-0	0	0	33
10/25/2024	at Texas Tech	2-1	*		0	0	0	0	.000	0	.667	0	0-0	0	0	10
11/02/2024	vs Oklahoma St.	5-0	*		0	0	0	1	.000	0	.571	0	0-0	0	0	30
11/06/2024	vs TCU	1-2	*		0	0	0	0	.000	0	.571	0	0-0	0	0	26
11/15/2024	Santa Clara	0-1	*		0	0	0	0	.000	0	.571	0	0-0	0	0	40
Totals		29-26	18	3	0	0	0	7	.000	4	.571	0	0-0	0	0	572

Player Averages

Games Played	Shots per game	Assists per game	Goals per game	Points per game
18	0.39	0.00	0.00	0.00

2024 FINAL SEASON STATS



2024-25 BYU Women's Soccer
Individual Game-by-Game
All games

Page 8/28
as of Nov 22, 2024

#7 BAILEY, Erin

Date	Opponent	SCORE	GP	GS	G	A	PTS	SH	SH%	SOG	SOG%	GW	PK-ATT	YC	RC	MIN
08/15/2024	Wisconsin	1-0	*	*	0	1	1	1	.000	0	.000	0	0-0	0	0	47
09/07/2024	at Arkansas	2-4	*		1	0	2	1	.500	1	.500	0	0-0	0	0	18
09/19/2024	at TCU	1-4	*		0	0	0	0	.500	0	.500	0	0-0	0	0	27
09/23/2024	Utah	2-1	*		0	0	0	0	.500	0	.500	0	0-0	0	0	12
09/26/2024	Oklahoma St.	2-2	*		0	0	0	1	.333	0	.333	0	0-0	0	0	22
09/30/2024	Iowa St.	3-1	*		0	0	0	2	.200	2	.600	0	0-0	0	0	25
10/04/2024	at Arizona	1-2	*		1	0	2	2	.286	2	.714	0	0-0	0	0	47
10/10/2024	at Kansas	2-2	*		1	0	2	4	.273	2	.636	0	0-0	0	0	75
10/14/2024	at Kansas St.	1-0	*	*	1	0	2	4	.267	3	.667	1	0-0	0	0	85
10/17/2024	Baylor	3-3	*	*	1	0	2	4	.263	2	.632	0	0-0	0	0	90
10/21/2024	Houston	3-0	*	*	0	0	0	4	.217	3	.652	0	0-0	0	0	56
10/25/2024	at Texas Tech	2-1	*	*	0	0	0	1	.208	0	.625	0	0-0	0	0	59
11/02/2024	vs Oklahoma St.	5-0	*	*	0	0	0	1	.200	1	.640	0	0-0	0	0	44
11/06/2024	vs TCU	1-2	*	*	0	0	0	0	.200	0	.640	0	0-0	0	0	62
11/15/2024	Santa Clara	0-1	*	*	0	0	0	1	.192	0	.615	0	0-0	0	0	51
Totals		29-23	15	8	5	1	11	26	.192	16	.615	1	0-0	0	0	714

Player Averages

Games Played	Shots per game	Assists per game	Goals per game	Points per game
15	1.73	0.07	0.33	0.73

2024 FINAL SEASON STATS



2024-25 BYU Women's Soccer
Individual Game-by-Game
All games

Page 9/28
 as of Nov 22, 2024

#8 PENNOCK, Sierra

Date	Opponent	SCORE	GP	GS	G	A	PTS	SH	SH%	SOG	SOG%	GW	PK-ATT	YC	RC	MIN
08/15/2024	Wisconsin	1-0	*		0	0	0	0	.000	0	.000	0	0-0	0	0	41
08/22/2024	at Saint Louis	1-1	*		0	0	0	0	.000	0	.000	0	0-0	0	0	12
08/24/2024	at Long Beach St.	1-1	*		0	0	0	1	.000	1	1.000	0	0-0	0	0	17
08/28/2024	at UCLA	0-1	*		0	0	0	0	.000	0	1.000	0	0-0	0	0	17
08/31/2024	Utah St.	1-2	*	*	0	0	0	0	.000	0	1.000	0	0-0	0	0	35
09/04/2024	Boise St.	2-0	*		0	0	0	0	.000	0	1.000	0	0-0	0	0	19
09/07/2024	at Arkansas	2-4	*		0	1	1	2	.000	2	1.000	0	0-0	0	0	23
09/12/2024	Arizona St.	1-0	*		0	1	1	3	.000	2	.833	0	0-0	0	0	40
09/19/2024	at TCU	1-4	*		0	0	0	1	.000	1	.857	0	0-0	0	0	38
09/23/2024	Utah	2-1	*		0	0	0	0	.000	0	.857	0	0-0	0	0	31
09/26/2024	Oklahoma St.	2-2	*		0	0	0	0	.000	0	.857	0	0-0	0	0	25
09/30/2024	Iowa St.	3-1	*		0	0	0	0	.000	0	.857	0	0-0	0	0	31
10/04/2024	at Arizona	1-2	*		0	0	0	2	.000	1	.778	0	0-0	0	0	51
10/10/2024	at Kansas	2-2	*	*	0	0	0	0	.000	0	.778	0	0-0	0	0	16
10/14/2024	at Kansas St.	1-0	*		0	0	0	0	.000	0	.778	0	0-0	0	0	21
10/17/2024	Baylor	3-3	*		0	0	0	2	.000	1	.727	0	0-0	0	0	38
10/21/2024	Houston	3-0	*		0	1	1	1	.000	0	.667	0	0-0	0	0	37
10/25/2024	at Texas Tech	2-1	*		0	0	0	0	.000	0	.667	0	0-0	0	0	14
11/02/2024	vs Oklahoma St.	5-0	*		0	0	0	1	.000	0	.615	0	0-0	0	0	36
11/06/2024	vs TCU	1-2	*		0	0	0	1	.000	1	.643	0	0-0	0	0	33
11/15/2024	Santa Clara	0-1	*		0	0	0	0	.000	0	.643	0	0-0	0	0	32
Totals		35-28	21	2	0	3	3	14	.000	9	.643	0	0-0	0	0	599

Player Averages

Games Played	Shots per game	Assists per game	Goals per game	Points per game
21	0.67	0.14	0.00	0.14

2024 FINAL SEASON STATS



2024-25 BYU Women's Soccer
Individual Game-by-Game
All games

Page 10/28
 as of Nov 22, 2024

#9 NEFF, Emma

Date	Opponent	SCORE	GP	GS	G	A	PTS	SH	SH%	SOG	SOG%	GW	PK-ATT	YC	RC	MIN
08/15/2024	Wisconsin	1-0	*		0	0	0	0	.000	0	.000	0	0-0	0	0	13
08/24/2024	at Long Beach St.	1-1	*		0	0	0	0	.000	0	.000	0	0-0	0	0	45
08/31/2024	Utah St.	1-2	*		0	0	0	0	.000	0	.000	0	0-0	0	0	25
09/04/2024	Boise St.	2-0	*		0	0	0	0	.000	0	.000	0	0-0	0	0	15
09/07/2024	at Arkansas	2-4	*		0	0	0	0	.000	0	.000	0	0-0	0	0	35
09/12/2024	Arizona St.	1-0	*		0	0	0	0	.000	0	.000	0	0-0	0	0	38
09/19/2024	at TCU	1-4	*		0	0	0	0	.000	0	.000	0	0-0	0	0	44
09/23/2024	Utah	2-1	*		0	0	0	0	.000	0	.000	0	0-0	0	0	14
09/26/2024	Oklahoma St.	2-2	*		0	0	0	2	.000	0	.000	0	0-0	0	0	13
09/30/2024	Iowa St.	3-1	*		0	0	0	0	.000	0	.000	0	0-0	0	0	35
10/04/2024	at Arizona	1-2	*		0	0	0	0	.000	0	.000	0	0-0	0	0	47
10/10/2024	at Kansas	2-2	*		0	0	0	0	.000	0	.000	0	0-0	0	0	60
10/14/2024	at Kansas St.	1-0	*		0	0	0	1	.000	1	.333	0	0-0	0	0	57
10/17/2024	Baylor	3-3	*		0	0	0	0	.000	0	.333	0	0-0	0	0	11
10/21/2024	Houston	3-0	*		0	0	0	0	.000	0	.333	0	0-0	0	0	45
10/25/2024	at Texas Tech	2-1	*		0	0	0	0	.000	0	.333	0	0-0	0	0	20
11/02/2024	vs Oklahoma St.	5-0	*		0	0	0	0	.000	0	.333	0	0-0	0	0	22
11/15/2024	Santa Clara	0-1	*		0	0	0	0	.000	0	.333	0	0-0	0	0	65
Totals		33-24	18	0	0	0	0	3	.000	1	.333	0	0-0	0	0	599

Player Averages

Games Played	Shots per game	Assists per game	Goals per game	Points per game
18	0.17	0.00	0.00	0.00

2024 FINAL SEASON STATS



2024-25 BYU Women's Soccer
Individual Game-by-Game
All games

Page 11/28
 as of Nov 22, 2024

#10 STRINGFELLOW, Caroline

Date	Opponent	SCORE	GP	GS	G	A	PTS	SH	SH%	SOG	SOG%	GW	PK-ATT	YC	RC	MIN
08/15/2024	Wisconsin	1-0	*		0	0	0	0	.000	0	.000	0	0-0	0	0	29
08/22/2024	at Saint Louis	1-1	*		0	1	1	1	.000	0	.000	0	0-0	0	0	54
08/24/2024	at Long Beach St.	1-1	*		0	0	0	0	.000	0	.000	0	0-0	0	0	33
08/28/2024	at UCLA	0-1	*		0	0	0	1	.000	0	.000	0	0-0	0	0	49
08/31/2024	Utah St.	1-2	*	*	0	0	0	0	.000	0	.000	0	0-0	0	0	45
09/04/2024	Boise St.	2-0	*		0	0	0	2	.000	2	.500	0	0-0	0	0	43
09/07/2024	at Arkansas	2-4	*		0	0	0	1	.000	1	.600	0	0-0	0	0	30
09/12/2024	Arizona St.	1-0	*		0	0	0	2	.000	1	.571	0	0-0	0	0	50
09/19/2024	at TCU	1-4	*		0	0	0	0	.000	0	.571	0	0-0	1	0	36
09/26/2024	Oklahoma St.	2-2	*		0	0	0	0	.000	0	.571	0	0-0	0	0	15
09/30/2024	Iowa St.	3-1	*		0	0	0	0	.000	0	.571	0	0-0	0	0	15
10/04/2024	at Arizona	1-2	*		0	0	0	1	.000	1	.625	0	0-0	0	0	10
10/10/2024	at Kansas	2-2	*		0	0	0	0	.000	0	.625	0	0-0	0	0	29
10/14/2024	at Kansas St.	1-0	*		0	0	0	1	.000	0	.556	0	0-0	0	0	28
10/17/2024	Baylor	3-3	*		0	0	0	0	.000	0	.556	0	0-0	0	0	12
10/21/2024	Houston	3-0	*		0	0	0	0	.000	0	.556	0	0-0	0	0	19
10/25/2024	at Texas Tech	2-1	*		0	0	0	1	.000	0	.500	0	0-0	0	0	24
11/02/2024	vs Oklahoma St.	5-0	*		0	0	0	1	.000	1	.545	0	0-0	0	0	32
11/06/2024	vs TCU	1-2	*		0	0	0	0	.000	0	.545	0	0-0	0	0	15
Totals		33-26	19	1	0	1	1	11	.000	6	.545	0	0-0	1	0	557

Player Averages

Games Played	Shots per game	Assists per game	Goals per game	Points per game
19	0.58	0.05	0.00	0.05



2024 FINAL SEASON STATS



2024-25 BYU Women's Soccer
Individual Game-by-Game
All games

Page 12/28
 as of Nov 22, 2024

#11 GARDNER, Addie

Date	Opponent	SCORE	GP	GS	G	A	PTS	SH	SH%	SOG	SOG%	GW	PK-ATT	YC	RC	MIN
08/15/2024	Wisconsin	1-0	*	*	0	1	1	1	.000	0	.000	0	0-0	0	0	41
08/22/2024	at Saint Louis	1-1	*	*	0	0	0	3	.000	1	.250	0	0-0	0	0	75
08/24/2024	at Long Beach St.	1-1	*	*	1	0	2	2	.167	1	.333	0	0-0	0	0	74
08/28/2024	at UCLA	0-1	*	*	0	0	0	0	.167	0	.333	0	0-0	0	0	66
08/31/2024	Utah St.	1-2	*	*	0	0	0	0	.167	0	.333	0	0-0	0	0	83
09/04/2024	Boise St.	2-0	*	*	0	0	0	0	.167	0	.333	0	0-0	0	0	59
09/07/2024	at Arkansas	2-4	*	*	0	0	0	0	.167	0	.333	0	0-0	0	0	56
09/12/2024	Arizona St.	1-0	*	*	0	0	0	2	.125	0	.250	0	0-0	0	0	51
09/19/2024	at TCU	1-4	*	*	0	0	0	0	.125	0	.250	0	0-0	0	0	59
09/23/2024	Utah	2-1	*	*	0	0	0	0	.125	0	.250	0	0-0	0	0	79
09/26/2024	Oklahoma St.	2-2	*	*	0	0	0	2	.100	1	.300	0	0-0	0	0	60
09/30/2024	Iowa St.	3-1	*	*	0	0	0	1	.091	0	.273	0	0-0	0	0	82
10/04/2024	at Arizona	1-2	*	*	0	0	0	0	.091	0	.273	0	0-0	0	0	64
10/10/2024	at Kansas	2-2	*	*	0	0	0	0	.091	0	.273	0	0-0	0	0	49
10/14/2024	at Kansas St.	1-0	*	*	0	0	0	2	.077	2	.385	0	0-0	0	0	35
10/17/2024	Baylor	3-3	*	*	0	0	0	7	.050	4	.450	0	0-0	0	0	80
10/21/2024	Houston	3-0	*	*	0	2	2	4	.042	1	.417	0	0-0	0	0	54
10/25/2024	at Texas Tech	2-1	*	*	0	0	0	2	.038	1	.423	0	0-0	0	0	81
11/02/2024	vs Oklahoma St.	5-0	*	*	0	0	0	0	.038	0	.423	0	0-0	0	0	64
11/06/2024	vs TCU	1-2	*	*	0	0	0	1	.037	0	.407	0	0-0	0	0	72
11/15/2024	Santa Clara	0-1	*	*	0	0	0	2	.034	0	.379	0	0-0	0	0	70
Totals		35-28	21	21	1	3	5	29	.034	11	.379	0	0-0	0	0	1347

Player Averages

Games Played	Shots per game	Assists per game	Goals per game	Points per game
21	1.38	0.14	0.05	0.24

2024 FINAL SEASON STATS


2024-25 BYU Women's Soccer
Individual Game-by-Game
All games

 Page 13/28
 as of Nov 22, 2024

#12 RUSTAND, Ella

Date	Opponent	SCORE	GP	GS	G	A	PTS	SH	SH%	SOG	SOG%	GW	PK-ATT	YC	RC	MIN
08/15/2024	Wisconsin	1-0	*	*	0	0	0	0	.000	0	.000	0	0-0	0	0	82
08/22/2024	at Saint Louis	1-1	*	*	0	0	0	0	.000	0	.000	0	0-0	0	0	56
08/24/2024	at Long Beach St.	1-1	*	*	0	0	0	0	.000	0	.000	0	0-0	0	0	45
08/28/2024	at UCLA	0-1	*	*	0	0	0	0	.000	0	.000	0	0-0	0	0	57
08/31/2024	Utah St.	1-2	*	*	0	0	0	0	.000	0	.000	0	0-0	0	0	38
09/04/2024	Boise St.	2-0	*		0	0	0	0	.000	0	.000	0	0-0	1	0	42
09/07/2024	at Arkansas	2-4	*		0	0	0	0	.000	0	.000	0	0-0	0	0	38
09/12/2024	Arizona St.	1-0	*	*	0	0	0	0	.000	0	.000	0	0-0	0	0	49
09/19/2024	at TCU	1-4	*	*	0	0	0	0	.000	0	.000	0	0-0	0	0	63
09/23/2024	Utah	2-1	*	*	0	0	0	0	.000	0	.000	0	0-0	0	0	90
09/26/2024	Oklahoma St.	2-2	*	*	0	0	0	0	.000	0	.000	0	0-0	0	0	69
09/30/2024	Iowa St.	3-1	*	*	0	1	1	0	.000	0	.000	0	0-0	1	0	70
10/04/2024	at Arizona	1-2	*	*	0	0	0	0	.000	0	.000	0	0-0	0	0	61
10/10/2024	at Kansas	2-2	*	*	0	0	0	0	.000	0	.000	0	0-0	0	0	44
10/14/2024	at Kansas St.	1-0	*	*	0	0	0	0	.000	0	.000	0	0-0	0	0	34
10/17/2024	Baylor	3-3	*	*	0	0	0	0	.000	0	.000	0	0-0	0	0	64
10/21/2024	Houston	3-0	*	*	0	0	0	0	.000	0	.000	0	0-0	0	0	45
10/25/2024	at Texas Tech	2-1	*	*	0	0	0	0	.000	0	.000	0	0-0	0	0	70
11/02/2024	vs Oklahoma St.	5-0	*	*	0	0	0	0	.000	0	.000	0	0-0	0	0	65
11/06/2024	vs TCU	1-2	*	*	0	0	0	0	.000	0	.000	0	0-0	1	0	65
11/15/2024	Santa Clara	0-1	*	*	0	0	0	0	.000	0	.000	0	0-0	0	0	26
Totals		35-28	21	19	0	1	1	0	.000	0	.000	0	0-0	3	0	1162

Player Averages

Games Played	Shots per game	Assists per game	Goals per game	Points per game
21	0.00	0.05	0.00	0.05

2024 FINAL SEASON STATS



2024-25 BYU Women's Soccer
Individual Game-by-Game
All games

Page 14/28
 as of Nov 22, 2024

#14 HAMBERLIN, Emma

Date	Opponent	SCORE	GP	GS	G	A	PTS	SH	SH%	SOG	SOG%	GW	PK-ATT	YC	RC	MIN
08/15/2024	Wisconsin	1-0	*		0	0	0	0	.000	0	.000	0	0-0	0	0	39
08/22/2024	at Saint Louis	1-1	*		0	0	0	1	.000	0	.000	0	0-0	0	0	49
08/24/2024	at Long Beach St.	1-1	*		0	0	0	0	.000	0	.000	0	0-0	0	0	54
08/28/2024	at UCLA	0-1	*		0	0	0	0	.000	0	.000	0	0-0	0	0	40
08/31/2024	Utah St.	1-2	*		0	0	0	1	.000	0	.000	0	0-0	0	0	56
09/04/2024	Boise St.	2-0	*	*	0	1	1	0	.000	0	.000	0	0-0	0	0	46
09/07/2024	at Arkansas	2-4	*	*	0	0	0	1	.000	1	.333	0	0-0	0	0	63
09/12/2024	Arizona St.	1-0	*	*	0	0	0	2	.000	1	.400	0	0-0	0	0	56
09/19/2024	at TCU	1-4	*	*	0	0	0	0	.000	0	.400	0	0-0	0	0	46
09/23/2024	Utah	2-1	*	*	0	1	1	1	.000	1	.500	0	0-0	0	0	60
09/26/2024	Oklahoma St.	2-2	*	*	0	0	0	2	.000	0	.375	0	0-0	0	0	62
09/30/2024	Iowa St.	3-1	*	*	0	0	0	1	.000	0	.333	0	0-0	0	0	66
10/04/2024	at Arizona	1-2	*	*	0	0	0	0	.000	0	.333	0	0-0	0	0	10
Totals		18-19	13	8	0	2	2	9	.000	3	.333	0	0-0	0	0	641

Player Averages

Games Played	Shots per game	Assists per game	Goals per game	Points per game
13	0.69	0.15	0.00	0.15

2024 FINAL SEASON STATS



2024-25 BYU Women's Soccer
Individual Game-by-Game
All games

Page 15/28
as of Nov 22, 2024

#16 SINE, Abbi

Date	Opponent	SCORE	GP	GS	G	A	PTS	SH	SH%	SOG	SOG%	GW	PK-ATT	YC	RC	MIN
09/04/2024	Boise St.	2-0	*		0	0	0	0	.000	0	.000	0	0-0	0	0	7
09/07/2024	at Arkansas	2-4	*		0	0	0	0	.000	0	.000	0	0-0	0	0	20
09/19/2024	at TCU	1-4	*		0	0	0	0	.000	0	.000	0	0-0	1	0	17
09/30/2024	Iowa St.	3-1	*		0	0	0	0	.000	0	.000	0	0-0	0	0	9
10/04/2024	at Arizona	1-2	*		0	0	0	0	.000	0	.000	0	0-0	0	0	10
10/17/2024	Baylor	3-3	*		0	0	0	0	.000	0	.000	0	0-0	0	0	11
10/21/2024	Houston	3-0	*		0	0	0	1	.000	0	.000	0	0-0	0	0	19
11/02/2024	vs Oklahoma St.	5-0	*		0	0	0	0	.000	0	.000	0	0-0	0	0	26
11/15/2024	Santa Clara	0-1	*		0	0	0	0	.000	0	.000	0	0-0	0	0	9
Totals		20-15	9	0	0	0	0	1	.000	0	.000	0	0-0	1	0	124

Player Averages

Games Played	Shots per game	Assists per game	Goals per game	Points per game
9	0.11	0.00	0.00	0.00



Go Cougs!

2024 FINAL SEASON STATS


2024-25 BYU Women's Soccer
Individual Game-by-Game
All games

 Page 16/28
 as of Nov 22, 2024

#18 KROMMENHOEK, Mika

Date	Opponent	SCORE	GP	GS	G	A	PTS	SH	SH%	SOG	SOG%	GW	PK-ATT	YC	RC	MIN
08/15/2024	Wisconsin	1-0	*	*	0	0	0	2	.000	1	.500	0	0-0	0	0	90
08/22/2024	at Saint Louis	1-1	*	*	0	0	0	1	.000	0	.333	0	0-0	0	0	90
08/24/2024	at Long Beach St.	1-1	*	*	0	0	0	0	.000	0	.333	0	0-0	0	0	54
08/28/2024	at UCLA	0-1	*	*	0	0	0	0	.000	0	.333	0	0-0	0	0	90
08/31/2024	Utah St.	1-2	*	*	0	0	0	2	.000	0	.200	0	0-0	0	0	66
09/04/2024	Boise St.	2-0	*	*	0	0	0	0	.000	0	.200	0	0-0	0	0	90
09/07/2024	at Arkansas	2-4	*	*	0	0	0	0	.000	0	.200	0	0-0	0	0	90
09/12/2024	Arizona St.	1-0	*	*	0	0	0	3	.000	2	.375	0	0-0	0	0	90
09/19/2024	at TCU	1-4	*	*	0	0	0	0	.000	0	.375	0	0-0	0	0	77
09/23/2024	Utah	2-1	*	*	0	0	0	4	.000	2	.417	0	0-0	0	0	90
09/26/2024	Oklahoma St.	2-2	*	*	1	0	2	4	.063	2	.438	0	0-0	0	0	90
09/30/2024	Iowa St.	3-1	*	*	0	2	2	3	.053	0	.368	0	0-0	0	0	90
10/04/2024	at Arizona	1-2	*	*	0	0	0	0	.053	0	.368	0	0-0	0	0	71
10/10/2024	at Kansas	2-2	*	*	0	0	0	0	.053	0	.368	0	0-0	0	0	83
10/14/2024	at Kansas St.	1-0	*	*	0	1	1	1	.050	0	.350	0	0-0	0	0	90
10/17/2024	Baylor	3-3	*	*	0	0	0	2	.045	1	.364	0	0-0	0	0	53
10/21/2024	Houston	3-0	*	*	0	0	0	3	.040	1	.360	0	0-0	0	0	67
10/25/2024	at Texas Tech	2-1	*	*	0	0	0	3	.036	1	.357	0	0-0	0	0	90
11/02/2024	vs Oklahoma St.	5-0	*	*	2	1	5	2	.100	2	.400	1	0-0	0	0	66
11/06/2024	vs TCU	1-2	*	*	0	0	0	0	.100	0	.400	0	0-0	0	0	90
11/15/2024	Santa Clara	0-1	*	*	0	0	0	1	.097	0	.387	0	0-0	0	0	90
Totals		35-28	21	21	3	4	10	31	.097	12	.387	1	0-0	0	0	1705

Player Averages

Games Played	Shots per game	Assists per game	Goals per game	Points per game
21	1.48	0.19	0.14	0.48

2024 FINAL SEASON STATS



2024-25 BYU Women's Soccer
Individual Game-by-Game
All games

Page 17/28
as of Nov 22, 2024

#19 CURRY, Mia

Date	Opponent	SCORE	GP	GS	G	A	PTS	SH	SH%	SOG	SOG%	GW	PK-ATT	YC	RC	MIN
09/19/2024	at TCU	1-4	*		0	0	0	0	.000	0	.000	0	0-0	0	0	14
10/21/2024	Houston	3-0	*		0	0	0	2	.000	1	.500	0	0-0	0	0	10
11/02/2024	vs Oklahoma St.	5-0	*		0	0	0	0	.000	0	.500	0	0-0	0	0	16
Totals		9-4	3	0	0	0	0	2	.000	1	.500	0	0-0	0	0	39

Player Averages

Games Played	Shots per game	Assists per game	Goals per game	Points per game
3	0.67	0.00	0.00	0.00



Go Cougs!

2024 FINAL SEASON STATS



2024-25 BYU Women's Soccer
Individual Game-by-Game
All games

Page 18/28
as of Nov 22, 2024

#20 FREEMAN, Presley

Date	Opponent	SCORE	GP	GS	G	A	PTS	SH	SH%	SOG	SOG%	GW	PK-ATT	YC	RC	MIN
08/15/2024	Wisconsin	1-0	*	*	0	0	0	0	.000	0	.000	0	0-0	0	0	78
08/22/2024	at Saint Louis	1-1	*	*	0	0	0	0	.000	0	.000	0	0-0	0	0	90
08/24/2024	at Long Beach St.	1-1	*	*	0	0	0	0	.000	0	.000	0	0-0	0	0	74
08/28/2024	at UCLA	0-1	*	*	0	0	0	0	.000	0	.000	0	0-0	0	0	90
08/31/2024	Utah St.	1-2	*	*	0	0	0	1	.000	0	.000	0	0-0	0	0	66
09/04/2024	Boise St.	2-0	*	*	0	0	0	1	.000	0	.000	0	0-0	0	0	72
09/07/2024	at Arkansas	2-4	*	*	0	0	0	0	.000	0	.000	0	0-0	0	0	61
09/12/2024	Arizona St.	1-0	*	*	0	0	0	0	.000	0	.000	0	0-0	0	0	75
09/19/2024	at TCU	1-4	*	*	0	1	1	0	.000	0	.000	0	0-0	0	0	71
09/23/2024	Utah	2-1	*	*	0	0	0	0	.000	0	.000	0	0-0	0	0	85
09/26/2024	Oklahoma St.	2-2	*	*	0	1	1	0	.000	0	.000	0	0-0	0	0	90
09/30/2024	Iowa St.	3-1	*	*	0	0	0	1	.000	1	.333	0	0-0	0	0	76
10/04/2024	at Arizona	1-2	*	*	0	0	0	0	.000	0	.333	0	0-0	0	0	74
10/10/2024	at Kansas	2-2	*	*	0	0	0	0	.000	0	.333	0	0-0	0	0	80
10/14/2024	at Kansas St.	1-0	*	*	0	0	0	1	.000	1	.500	0	0-0	0	0	90
10/17/2024	Baylor	3-3	*	*	0	0	0	0	.000	0	.500	0	0-0	0	0	90
10/21/2024	Houston	3-0	*	*	0	0	0	0	.000	0	.500	0	0-0	0	0	72
10/25/2024	at Texas Tech	2-1	*	*	0	0	0	0	.000	0	.500	0	0-0	0	0	90
11/02/2024	vs Oklahoma St.	5-0	*	*	0	0	0	0	.000	0	.500	0	0-0	0	0	69
11/06/2024	vs TCU	1-2	*	*	0	0	0	1	.000	1	.600	0	0-0	1	0	90
11/15/2024	Santa Clara	0-1	*	*	0	0	0	0	.000	0	.600	0	0-0	0	0	82
Totals		35-28	21	21	0	2	2	5	.000	3	.600	0	0-0	1	0	1658

Player Averages

Games Played	Shots per game	Assists per game	Goals per game	Points per game
21	0.24	0.10	0.00	0.10

2024 FINAL SEASON STATS



2024-25 BYU Women's Soccer
Individual Game-by-Game
All games

Page 19/28
as of Nov 22, 2024

#21 WARNER, Tara

Date	Opponent	SCORE	GP	GS	G	A	PTS	SH	SH%	SOG	SOG%	GW	PK-ATT	YC	RC	MIN
08/15/2024	Wisconsin	1-0	*	*	0	0	0	0	.000	0	.000	0	0-0	0	0	90
08/22/2024	at Saint Louis	1-1	*	*	0	0	0	0	.000	0	.000	0	0-0	0	0	90
08/24/2024	at Long Beach St.	1-1	*	*	0	0	0	0	.000	0	.000	0	0-0	0	0	90
08/28/2024	at UCLA	0-1	*	*	0	0	0	0	.000	0	.000	0	0-0	0	0	90
08/31/2024	Utah St.	1-2	*	*	0	0	0	0	.000	0	.000	0	0-0	0	0	90
09/04/2024	Boise St.	2-0	*	*	0	0	0	0	.000	0	.000	0	0-0	0	0	90
09/07/2024	at Arkansas	2-4	*	*	1	0	2	1	1.000	1	1.000	0	0-0	0	0	90
09/12/2024	Arizona St.	1-0	*	*	0	0	0	0	1.000	0	1.000	0	0-0	0	0	90
Totals		9-9	8	8	1	0	2	1	1.000	1	1.000	0	0-0	0	0	720

Player Averages

Games Played	Shots per game	Assists per game	Goals per game	Points per game
8	0.13	0.00	0.13	0.25



Go Cougs!

2024 FINAL SEASON STATS



2024-25 BYU Women's Soccer
Individual Game-by-Game
All games

Page 20/28
as of Nov 22, 2024

#22 SHEPHERD, Josie

Date	Opponent	SCORE	GP	GS	G	A	PTS	SH	SH%	SOG	SOG%	GW	PK-ATT	YC	RC	MIN
08/31/2024	Utah St.	1-2	*		0	0	0	0	.000	0	.000	0	0-0	0	0	11
09/19/2024	at TCU	1-4	*		0	0	0	0	.000	0	.000	0	0-0	0	0	22
11/02/2024	vs Oklahoma St.	5-0	*		0	0	0	0	.000	0	.000	0	0-0	0	0	13
Totals		7-6	3	0	0	0	0	0	.000	0	.000	0	0-0	0	0	46

Player Averages

Games Played	Shots per game	Assists per game	Goals per game	Points per game
3	0.00	0.00	0.00	0.00



Go Cougs!

2024 FINAL SEASON STATS



2024-25 BYU Women's Soccer
Individual Game-by-Game
All games

Page 21/28
as of Nov 22, 2024

#23 FRYER, Allie

Date	Opponent	SCORE	GP	GS	G	A	PTS	SH	SH%	SOG	SOG%	GW	PK-ATT	YC	RC	MIN
08/15/2024	Wisconsin	1-0	*	*	1	0	2	3	.333	2	.667	1	0-0	0	0	73
08/22/2024	at Saint Louis	1-1	*	*	1	0	2	8	.182	4	.545	0	0-0	0	0	84
08/24/2024	at Long Beach St.	1-1	*	*	0	1	1	1	.167	0	.500	0	0-0	0	0	90
08/28/2024	at UCLA	0-1	*	*	0	0	0	2	.143	1	.500	0	0-0	1	0	73
09/07/2024	at Arkansas	2-4	*	*	0	0	0	5	.105	2	.474	0	0-0	0	0	73
09/12/2024	Arizona St.	1-0	*	*	0	0	0	7	.077	1	.385	0	0-0	0	0	80
09/19/2024	at TCU	1-4	*	*	1	0	2	1	.111	1	.407	0	0-0	0	0	57
09/23/2024	Utah	2-1	*	*	2	0	4	7	.147	5	.471	1	0-0	1	0	86
09/26/2024	Oklahoma St.	2-2	*	*	0	0	0	5	.128	1	.436	0	0-0	0	0	76
09/30/2024	Iowa St.	3-1	*	*	1	0	2	5	.136	1	.409	0	0-0	1	0	66
10/04/2024	at Arizona	1-2	*	*	0	1	1	5	.122	2	.408	0	0-0	0	0	81
10/10/2024	at Kansas	2-2	*	*	0	0	0	3	.115	1	.404	0	0-0	0	0	74
10/14/2024	at Kansas St.	1-0	*	*	0	0	0	3	.109	3	.436	0	0-0	0	0	85
10/17/2024	Baylor	3-3	*	*	2	0	4	3	.138	3	.466	0	1-1	0	0	79
10/21/2024	Houston	3-0	*	*	1	0	2	2	.150	2	.483	1	0-0	0	0	59
10/25/2024	at Texas Tech	2-1	*	*	0	0	0	3	.143	1	.476	0	0-0	0	0	90
11/02/2024	vs Oklahoma St.	5-0	*	*	2	0	4	2	.169	2	.492	0	0-0	0	0	63
11/06/2024	vs TCU	1-2	*	*	0	0	0	2	.164	1	.493	0	0-0	0	0	84
11/15/2024	Santa Clara	0-1	*	*	0	0	0	6	.151	3	.493	0	0-0	0	0	90
Totals		32-26	19	19	11	2	24	73	.151	36	.493	3	1-1	3	0	1457

Player Averages

Games Played	Shots per game	Assists per game	Goals per game	Points per game
19	3.84	0.11	0.58	1.26

2024 FINAL SEASON STATS



2024-25 BYU Women's Soccer
Individual Game-by-Game
All games

Page 22/28
as of Nov 22, 2024

#26 HANSEN, Savannah

Date	Opponent	SCORE	GP	GS	G	A	PTS	SH	SH%	SOG	SOG%	GW	PK-ATT	YC	RC	MIN
09/19/2024	at TCU	1-4	*		0	0	0	0	.000	0	.000	0	0-0	0	0	6
10/21/2024	Houston	3-0	*		0	0	0	1	.000	1	1.000	0	0-0	0	0	26
11/06/2024	vs TCU	1-2	*		0	0	0	0	.000	0	1.000	0	0-0	0	0	7
Totals		5-6	3	0	0	0	0	1	.000	1	1.000	0	0-0	0	0	37

Player Averages

Games Played	Shots per game	Assists per game	Goals per game	Points per game
3	0.33	0.00	0.00	0.00



Go Cougs!

2024 FINAL SEASON STATS



2024-25 BYU Women's Soccer
Individual Game-by-Game
All games

Page 23/28
 as of Nov 22, 2024

#27 SUMMERS, Mattyn

Date	Opponent	SCORE	GP	GS	G	A	PTS	SH	SH%	SOG	SOG%	GW	PK-ATT	YC	RC	MIN
08/15/2024	Wisconsin	1-0	*		0	0	0	0	.000	0	.000	0	0-0	0	0	25
08/22/2024	at Saint Louis	1-1	*	*	0	0	0	0	.000	0	.000	0	0-0	0	0	37
08/24/2024	at Long Beach St.	1-1	*	*	0	0	0	0	.000	0	.000	0	0-0	0	0	58
08/28/2024	at UCLA	0-1	*	*	0	0	0	1	.000	0	.000	0	0-0	0	0	42
08/31/2024	Utah St.	1-2	*	*	0	0	0	3	.000	1	.250	0	0-0	0	0	73
09/04/2024	Boise St.	2-0	*	*	0	0	0	5	.000	1	.222	0	0-0	0	0	80
09/07/2024	at Arkansas	2-4	*	*	0	0	0	0	.000	0	.222	0	0-0	0	0	42
09/12/2024	Arizona St.	1-0	*	*	0	0	0	1	.000	1	.300	0	0-0	0	0	41
09/19/2024	at TCU	1-4	*	*	0	0	0	0	.000	0	.300	0	0-0	0	0	69
09/23/2024	Utah	2-1	*	*	0	0	0	0	.000	0	.300	0	0-0	0	0	90
09/26/2024	Oklahoma St.	2-2	*	*	0	0	0	0	.000	0	.300	0	0-0	0	0	90
09/30/2024	Iowa St.	3-1	*	*	0	0	0	0	.000	0	.300	0	0-0	0	0	90
10/04/2024	at Arizona	1-2	*	*	0	0	0	0	.000	0	.300	0	0-0	0	0	90
10/10/2024	at Kansas	2-2	*	*	0	0	0	0	.000	0	.300	0	0-0	0	0	90
10/14/2024	at Kansas St.	1-0	*	*	0	0	0	0	.000	0	.300	0	0-0	0	0	90
10/17/2024	Baylor	3-3	*	*	0	0	0	0	.000	0	.300	0	0-0	0	0	90
10/21/2024	Houston	3-0	*	*	0	0	0	0	.000	0	.300	0	0-0	0	0	90
10/25/2024	at Texas Tech	2-1	*	*	0	0	0	0	.000	0	.300	0	0-0	0	0	90
11/02/2024	vs Oklahoma St.	5-0	*	*	0	0	0	0	.000	0	.300	0	0-0	0	0	90
11/06/2024	vs TCU	1-2	*	*	0	0	0	0	.000	0	.300	0	0-0	0	0	90
11/15/2024	Santa Clara	0-1	*	*	0	0	0	0	.000	0	.300	0	0-0	0	0	90
Totals		35-28	21	20	0	0	0	10	.000	3	.300	0	0-0	0	0	1543

Player Averages

Games Played	Shots per game	Assists per game	Goals per game	Points per game
21	0.48	0.00	0.00	0.00

2024 FINAL SEASON STATS



2024-25 BYU Women's Soccer
Individual Game-by-Game
All games

Page 24/28
as of Nov 22, 2024

#29 KOTTER, Abbie

Date	Opponent	SCORE	GP	GS	G	A	PTS	SH	SH%	SOG	SOG%	GW	PK-ATT	YC	RC	MIN
08/15/2024	Wisconsin	1-0	*	*	0	0	0	0	.000	0	.000	0	0-0	0	0	60
Totals		1-0	1	1	0	0	0	0	.000	0	.000	0	0-0	0	0	60

Player Averages

Games Played	Shots per game	Assists per game	Goals per game	Points per game
1	0.00	0.00	0.00	0.00

2024 FINAL SEASON STATS



2024-25 BYU Women's Soccer
Individual Game-by-Game
All games

Page 25/28
as of Nov 22, 2024

#30 WOOD, Jacey

Date	Opponent	SCORE	GP	GS	G	A	PTS	SH	SH%	SOG	SOG%	GW	PK-ATT	YC	RC	MIN
09/04/2024	Boise St.	2-0	*		0	0	0	0	.000	0	.000	0	0-0	0	0	11
09/12/2024	Arizona St.	1-0	*		0	0	0	0	.000	0	.000	0	0-0	0	0	11
09/23/2024	Utah	2-1	*		0	0	0	0	.000	0	.000	0	0-0	0	0	5
10/14/2024	at Kansas St.	1-0	*		0	0	0	0	.000	0	.000	0	0-0	0	0	6
10/21/2024	Houston	3-0	*		0	0	0	0	.000	0	.000	0	0-0	0	0	7
11/02/2024	vs Oklahoma St.	5-0	*		0	0	0	1	.000	1	1.000	0	0-0	0	0	21
Totals		14-1	6	0	0	0	0	1	.000	1	1.000	0	0-0	0	0	58

Player Averages

Games Played	Shots per game	Assists per game	Goals per game	Points per game
6	0.17	0.00	0.00	0.00



2024 FINAL SEASON STATS



2024-25 BYU Women's Soccer
Individual Game-by-Game
All games

Page 26/28
as of Nov 22, 2024

#32 HOOPES, Kelsey

Date	Opponent	SCORE	GP	GS	G	A	PTS	SH	SH%	SOG	SOG%	GW	PK-ATT	YC	RC	MIN
09/19/2024	at TCU	1-4	*		0	0	0	0	.000	0	.000	0	0-0	0	0	10
10/17/2024	Baylor	3-3	*		0	0	0	0	.000	0	.000	0	0-0	0	0	25
10/21/2024	Houston	3-0	*		0	0	0	0	.000	0	.000	0	0-0	0	0	15
11/02/2024	vs Oklahoma St.	5-0	*		0	0	0	0	.000	0	.000	0	0-0	0	0	18
Totals		12-7	4	0	0	0	0	0	.000	0	.000	0	0-0	0	0	66

Player Averages

Games Played	Shots per game	Assists per game	Goals per game	Points per game
4	0.00	0.00	0.00	0.00

Date	Opponent	SCORE	GP	GS	Minutes	GA	GAAVG	Saves	Save%	W	L	T	SHO/CBO
09/19/2024	at TCU	1-4	*		09:24	0	0.00	0	.000	0	0	0	0/0
10/17/2024	Baylor	3-3	*		24:48	0	0.00	0	.000	0	0	1	0/0
10/21/2024	Houston	3-0	*		14:29	0	0.00	0	.000	0	0	1	0/1
11/02/2024	vs Oklahoma St.	5-0	*		17:15	0	0.00	0	.000	0	0	1	0/1
Totals			4	0	65:56	0	0.00	0	.000	0	0	1	0/2



Go Cougs!

2024 FINAL SEASON STATS


**2024-25 BYU Women's Soccer
Individual Game-by-Game
All games**

 Page 27/28
as of Nov 22, 2024

#33 KESLER, Lucy

Date	Opponent	SCORE	GP	GS	G	A	PTS	SH	SH%	SOG	SOG%	GW	PK-ATT	YC	RC	MIN
08/24/2024	at Long Beach St.	1-1	*		0	0	0	0	.000	0	.000	0	0-0	1	0	46
08/28/2024	at UCLA	0-1	*		0	0	0	1	.000	0	.000	0	0-0	0	0	26
08/31/2024	Utah St.	1-2	*		0	0	0	1	.000	0	.000	0	0-0	0	0	55
09/04/2024	Boise St.	2-0	*		0	0	0	1	.000	0	.000	0	0-0	0	0	57
09/07/2024	at Arkansas	2-4	*		0	0	0	0	.000	0	.000	0	0-0	0	0	42
09/12/2024	Arizona St.	1-0	*		0	0	0	1	.000	0	.000	0	0-0	0	0	51
09/19/2024	at TCU	1-4	*		0	0	0	1	.000	0	.000	0	0-0	0	0	27
09/23/2024	Utah	2-1	*	*	0	1	1	0	.000	0	.000	0	0-0	0	0	82
09/26/2024	Oklahoma St.	2-2	*	*	0	0	0	2	.000	1	.143	0	0-0	0	0	90
09/30/2024	Iowa St.	3-1	*	*	0	0	0	0	.000	0	.143	0	0-0	0	0	90
10/04/2024	at Arizona	1-2	*	*	0	0	0	1	.000	1	.250	0	0-0	0	0	90
10/10/2024	at Kansas	2-2	*	*	0	0	0	1	.000	1	.333	0	0-0	1	0	90
10/14/2024	at Kansas St.	1-0	*	*	0	0	0	0	.000	0	.333	0	0-0	0	0	90
10/17/2024	Baylor	3-3	*	*	0	1	1	4	.000	1	.308	0	0-0	0	0	90
10/21/2024	Houston	3-0	*	*	1	0	2	1	.071	1	.357	0	0-0	0	0	81
10/25/2024	at Texas Tech	2-1	*	*	0	1	1	3	.059	1	.353	0	0-0	0	0	90
11/02/2024	vs Oklahoma St.	5-0	*	*	0	0	0	0	.059	0	.353	0	0-0	0	0	72
11/06/2024	vs TCU	1-2	*	*	0	0	0	1	.056	0	.333	0	0-0	0	0	90
11/15/2024	Santa Clara	0-1	*	*	0	0	0	1	.053	1	.368	0	0-0	0	0	78
Totals		33-27	19	12	1	3	5	19	.053	7	.368	0	0-0	2	0	1335

Player Averages

Games Played	Shots per game	Assists per game	Goals per game	Points per game
19	1.00	0.16	0.05	0.26

2024 FINAL SEASON STATS


2024-25 BYU Women's Soccer
Individual Game-by-Game
All games

 Page 28/28
 as of Nov 22, 2024

#44 VANCE, Mackenzie

Date	Opponent	SCORE	GP	GS	G	A	PTS	SH	SH%	SOG	SOG%	GW	PK-ATT	YC	RC	MIN
08/15/2024	Wisconsin	1-0	*	*	0	0	0	0	.000	0	.000	0	0-0	0	0	58
08/22/2024	at Saint Louis	1-1	*	*	0	0	0	3	.000	2	.667	0	0-0	0	0	90
08/24/2024	at Long Beach St.	1-1	*	*	0	0	0	1	.000	0	.500	0	0-0	1	0	81
08/28/2024	at UCLA	0-1	*	*	0	0	0	4	.000	2	.500	0	0-0	0	0	74
08/31/2024	Utah St.	1-2	*	*	1	0	2	3	.091	1	.455	0	0-0	0	0	80
09/04/2024	Boise St.	2-0	*	*	0	0	0	3	.071	1	.429	0	0-0	0	0	68
09/07/2024	at Arkansas	2-4	*	*	0	0	0	2	.063	0	.375	0	0-0	0	0	90
09/12/2024	Arizona St.	1-0	*	*	0	0	0	0	.063	0	.375	0	0-0	0	0	74
09/19/2024	at TCU	1-4	*	*	0	0	0	0	.063	0	.375	0	0-0	0	0	64
09/23/2024	Utah	2-1	*	*	0	0	0	4	.050	1	.350	0	0-0	0	0	90
09/26/2024	Oklahoma St.	2-2	*	*	1	0	2	2	.091	1	.364	0	0-0	0	0	90
09/30/2024	Iowa St.	3-1	*	*	1	0	2	1	.130	1	.391	0	0-0	1	0	71
10/04/2024	at Arizona	1-2	*	*	0	0	0	0	.130	0	.391	0	0-0	0	0	90
10/10/2024	at Kansas	2-2	*	*	1	0	2	2	.160	2	.440	0	0-0	0	0	78
10/14/2024	at Kansas St.	1-0	*	*	0	1	1	3	.143	2	.464	0	0-0	0	0	90
10/17/2024	Baylor	3-3	*	*	0	0	0	2	.133	1	.467	0	0-0	0	0	80
10/21/2024	Houston	3-0	*	*	0	0	0	4	.118	1	.441	0	0-0	0	0	73
10/25/2024	at Texas Tech	2-1	*	*	1	0	2	2	.139	1	.444	0	0-0	0	0	85
11/02/2024	vs Oklahoma St.	5-0	*	*	1	0	2	2	.158	2	.474	0	0-0	0	0	75
11/06/2024	vs TCU	1-2	*	*	1	0	2	2	.175	2	.500	0	0-0	0	0	90
11/15/2024	Santa Clara	0-1	*	*	0	0	0	4	.159	0	.455	0	0-0	0	0	90
Totals		35-28	21	21	7	1	15	44	.159	20	.455	0	0-0	2	0	1675

Player Averages

Games Played	Shots per game	Assists per game	Goals per game	Points per game
21	2.10	0.05	0.33	0.71

2024 FINAL SEASON STATS


**2024-25 BYU Women's Soccer
Individual Player Game Highs
All games**

 Page 1/5
as of Nov 22, 2024
0 Hernaez, Lynette - GAME HIGHS

SAVES	7	at UCLA (08/28/2024)
	6	at Arkansas (09/07/2024)
	6	Utah St. (08/31/2024)
	6	at Saint Louis (08/22/2024)
	6	Wisconsin (08/15/2024)

2 Dixon, Halle - GAME HIGHS

POINTS	2	Boise St. (09/04/2024)
GOALS	1	Boise St. (09/04/2024)
SHOTS	2	Boise St. (09/04/2024)
	2	at Saint Louis (08/22/2024)
SHOTS ON GOAL	2	at Saint Louis (08/22/2024)
	1	Boise St. (09/04/2024)

3 Akinaka, Lytiana - GAME HIGHS

SHOTS	2	Houston (10/21/2024)
-------	---	----------------------

4 Frischknecht, Avery - GAME HIGHS

POINTS	2	at Texas Tech (10/25/2024)
	2	Houston (10/21/2024)
	2	Iowa St. (09/30/2024)
	2	Arizona St. (09/12/2024)
GOALS	1	at Texas Tech (10/25/2024)
	1	Houston (10/21/2024)
	1	Iowa St. (09/30/2024)
	1	Arizona St. (09/12/2024)
SHOTS	3	at Kansas (10/10/2024)
	2	Houston (10/21/2024)
	2	Iowa St. (09/30/2024)
	2	Oklahoma St. (09/26/2024)
SHOTS ON GOAL	2	Houston (10/21/2024)
	2	at Kansas (10/10/2024)

5 Labrum, Ella - GAME HIGHS

POINTS	2	Boise St. (09/04/2024)
GOALS	1	Boise St. (09/04/2024)
SHOTS	1	Boise St. (09/04/2024)
SHOTS ON GOAL	1	Boise St. (09/04/2024)

6 Pratt, Tylie - GAME HIGHS

SHOTS	2	Houston (10/21/2024)
	2	at Arizona (10/04/2024)
SHOTS ON GOAL	2	Houston (10/21/2024)
	2	at Arizona (10/04/2024)

2024 FINAL SEASON STATS


**2024-25 BYU Women's Soccer
Individual Player Game Highs
All games**

 Page 2/5
 as of Nov 22, 2024
7 Bailey, Erin - GAME HIGHS

POINTS	2	Baylor (10/17/2024)
	2	at Kansas St. (10/14/2024)
	2	at Kansas (10/10/2024)
	2	at Arizona (10/04/2024)
	2	at Arkansas (09/07/2024)
GOALS	1	Baylor (10/17/2024)
	1	at Kansas St. (10/14/2024)
	1	at Kansas (10/10/2024)
	1	at Arizona (10/04/2024)
	1	at Arkansas (09/07/2024)
ASSISTS	1	Wisconsin (08/15/2024)
SHOTS	4	Houston (10/21/2024)
	4	Baylor (10/17/2024)
	4	at Kansas St. (10/14/2024)
	4	at Kansas (10/10/2024)
SHOTS ON GOAL	3	Houston (10/21/2024)
	3	at Kansas St. (10/14/2024)

8 Pennock, Sierra - GAME HIGHS

POINTS	1	Houston (10/21/2024)
	1	Arizona St. (09/12/2024)
	1	at Arkansas (09/07/2024)
ASSISTS	1	Houston (10/21/2024)
	1	Arizona St. (09/12/2024)
	1	at Arkansas (09/07/2024)
SHOTS	3	Arizona St. (09/12/2024)
	2	Baylor (10/17/2024)
	2	at Arizona (10/04/2024)
	2	at Arkansas (09/07/2024)
SHOTS ON GOAL	2	Arizona St. (09/12/2024)
	2	at Arkansas (09/07/2024)

9 Neff, Emma - GAME HIGHS

SHOTS	2	Oklahoma St. (09/26/2024)
	1	at Kansas St. (10/14/2024)
SHOTS ON GOAL	1	at Kansas St. (10/14/2024)

10 Stringfellow, Caroline - GAME HIGHS

POINTS	1	at Saint Louis (08/22/2024)
ASSISTS	1	at Saint Louis (08/22/2024)
SHOTS	2	Arizona St. (09/12/2024)
	2	Boise St. (09/04/2024)
SHOTS ON GOAL	2	Boise St. (09/04/2024)
	1	vs Oklahoma St. (N) (11/02/2024)
	1	at Arizona (10/04/2024)
	1	Arizona St. (09/12/2024)
	1	at Arkansas (09/07/2024)

2024 FINAL SEASON STATS


**2024-25 BYU Women's Soccer
Individual Player Game Highs
All games**

 Page 3/5
as of Nov 22, 2024
11 Gardner, Addie - GAME HIGHS

POINTS	2	Houston (10/21/2024)
	2	at Long Beach St. (08/24/2024)
GOALS	1	at Long Beach St. (08/24/2024)
ASSISTS	2	Houston (10/21/2024)
	1	Wisconsin (08/15/2024)
SHOTS	7	Baylor (10/17/2024)
	4	Houston (10/21/2024)
SHOTS ON GOAL	4	Baylor (10/17/2024)
	2	at Kansas St. (10/14/2024)

12 Rustand, Ella - GAME HIGHS

POINTS	1	Iowa St. (09/30/2024)
ASSISTS	1	Iowa St. (09/30/2024)

14 Hamberlin, Emma - GAME HIGHS

POINTS	1	Utah (09/23/2024)
	1	Boise St. (09/04/2024)
ASSISTS	1	Utah (09/23/2024)
	1	Boise St. (09/04/2024)
SHOTS	2	Oklahoma St. (09/26/2024)
	2	Arizona St. (09/12/2024)
SHOTS ON GOAL	1	Utah (09/23/2024)
	1	Arizona St. (09/12/2024)
	1	at Arkansas (09/07/2024)

16 Sine, Abbi - GAME HIGHS

SHOTS	1	Houston (10/21/2024)
-------	---	----------------------

18 Krommenhoek, Mika - GAME HIGHS

POINTS	5	vs Oklahoma St. (N) (11/02/2024)
	2	Iowa St. (09/30/2024)
	2	Oklahoma St. (09/26/2024)
GOALS	2	vs Oklahoma St. (N) (11/02/2024)
	1	Oklahoma St. (09/26/2024)
ASSISTS	2	Iowa St. (09/30/2024)
	1	vs Oklahoma St. (N) (11/02/2024)
	1	at Kansas St. (10/14/2024)
SHOTS	4	Oklahoma St. (09/26/2024)
	4	Utah (09/23/2024)
SHOTS ON GOAL	2	vs Oklahoma St. (N) (11/02/2024)
	2	Oklahoma St. (09/26/2024)
	2	Utah (09/23/2024)
	2	Arizona St. (09/12/2024)

19 Curry, Mia - GAME HIGHS

SHOTS	2	Houston (10/21/2024)
SHOTS ON GOAL	1	Houston (10/21/2024)

2024 FINAL SEASON STATS


**2024-25 BYU Women's Soccer
Individual Player Game Highs
All games**

 Page 4/5
 as of Nov 22, 2024

20 Freeman, Presley - GAME HIGHS

POINTS	1	Oklahoma St. (09/26/2024)
	1	at TCU (09/19/2024)
ASSISTS	1	Oklahoma St. (09/26/2024)
	1	at TCU (09/19/2024)
SHOTS	1	vs TCU (N) (11/06/2024)
	1	at Kansas St. (10/14/2024)
	1	Iowa St. (09/30/2024)
	1	Boise St. (09/04/2024)
	1	Utah St. (08/31/2024)
SHOTS ON GOAL	1	vs TCU (N) (11/06/2024)
	1	at Kansas St. (10/14/2024)
	1	Iowa St. (09/30/2024)

21 Warner, Tara - GAME HIGHS

POINTS	2	at Arkansas (09/07/2024)
GOALS	1	at Arkansas (09/07/2024)
SHOTS	1	at Arkansas (09/07/2024)
SHOTS ON GOAL	1	at Arkansas (09/07/2024)

22 Shepherd, Josie - GAME HIGHS
23 Fryer, Allie - GAME HIGHS

POINTS	4	vs Oklahoma St. (N) (11/02/2024)
	4	Baylor (10/17/2024)
	4	Utah (09/23/2024)
GOALS	2	vs Oklahoma St. (N) (11/02/2024)
	2	Baylor (10/17/2024)
	2	Utah (09/23/2024)
ASSISTS	1	at Arizona (10/04/2024)
	1	at Long Beach St. (08/24/2024)
SHOTS	8	at Saint Louis (08/22/2024)
	7	Utah (09/23/2024)
	7	Arizona St. (09/12/2024)
SHOTS ON GOAL	5	Utah (09/23/2024)
	4	at Saint Louis (08/22/2024)

26 Hansen, Savannah - GAME HIGHS

SHOTS	1	Houston (10/21/2024)
SHOTS ON GOAL	1	Houston (10/21/2024)

27 Summers, Mattyn - GAME HIGHS

SHOTS	5	Boise St. (09/04/2024)
	3	Utah St. (08/31/2024)
SHOTS ON GOAL	1	Arizona St. (09/12/2024)
	1	Boise St. (09/04/2024)
	1	Utah St. (08/31/2024)

29 Kotter, Abbie - GAME HIGHS
30 Wood, Jacey - GAME HIGHS

SHOTS	1	vs Oklahoma St. (N) (11/02/2024)
SHOTS ON GOAL	1	vs Oklahoma St. (N) (11/02/2024)



Go Cougs!

2024 FINAL SEASON STATS


**2024-25 BYU Women's Soccer
Individual Player Game Highs
All games**

 Page 5/5
 as of Nov 22, 2024

32 Hoopes, Kelsey - GAME HIGHS
33 Kesler, Lucy - GAME HIGHS

POINTS	2 Houston (10/21/2024) 1 at Texas Tech (10/25/2024) 1 Baylor (10/17/2024) 1 Utah (09/23/2024)
GOALS	1 Houston (10/21/2024)
ASSISTS	1 at Texas Tech (10/25/2024) 1 Baylor (10/17/2024) 1 Utah (09/23/2024)
SHOTS	4 Baylor (10/17/2024) 3 at Texas Tech (10/25/2024)
SHOTS ON GOAL	1 Santa Clara (11/15/2024) 1 at Texas Tech (10/25/2024) 1 Houston (10/21/2024) 1 Baylor (10/17/2024) 1 at Kansas (10/10/2024) 1 at Arizona (10/04/2024) 1 Oklahoma St. (09/26/2024)

44 Vance, Mackenzie - GAME HIGHS

POINTS	2 vs TCU (N) (11/06/2024) 2 vs Oklahoma St. (N) (11/02/2024) 2 at Texas Tech (10/25/2024) 2 at Kansas (10/10/2024) 2 Iowa St. (09/30/2024) 2 Oklahoma St. (09/26/2024) 2 Utah St. (08/31/2024)
GOALS	1 vs TCU (N) (11/06/2024) 1 vs Oklahoma St. (N) (11/02/2024) 1 at Texas Tech (10/25/2024) 1 at Kansas (10/10/2024) 1 Iowa St. (09/30/2024) 1 Oklahoma St. (09/26/2024) 1 Utah St. (08/31/2024)
ASSISTS	1 at Kansas St. (10/14/2024)
SHOTS	4 Santa Clara (11/15/2024) 4 Houston (10/21/2024) 4 Utah (09/23/2024) 4 at UCLA (08/28/2024)
SHOTS ON GOAL	2 vs TCU (N) (11/06/2024) 2 vs Oklahoma St. (N) (11/02/2024) 2 at Kansas St. (10/14/2024) 2 at Kansas (10/10/2024) 2 at UCLA (08/28/2024) 2 at Saint Louis (08/22/2024)



2024 FINAL SEASON STATS



2024-25 BYU Women's Soccer
Game-by-Game Goals-Assists-Points
All games

Page 1/3
 as of Nov 22, 2024

Opponent	Date	Score	00	2	3	4	5	6	7	8	9	10	11
			HERNAEZ, LY	DIXON, HALL	AKINAKA, LY	FRISCHKNEC	LABRUM, ELL	PRATT, TYLI	BAILEY, ERI	PENNOCK, SI	NEFF, EMMA	STRINGFELL	GARDNER, AD
Wisconsin	08/15/2024	1-0 W	0-0-0	0-0-0	DNP	0-0-0	0-0-0	DNP	0-1-1	0-0-0	0-0-0	0-0-0	0-1-1
at Saint Louis	08/22/2024	1-1 T	0-0-0	0-0-0	DNP	0-0-0	0-0-0	0-0-0	DNP	0-0-0	DNP	0-1-1	0-0-0
at Long Beach St.	08/24/2024	1-1 T	0-0-0	0-0-0	DNP	0-0-0	DNP	0-0-0	DNP	0-0-0	0-0-0	0-0-0	1-0-2
at UCLA	08/28/2024	0-1 L	0-0-0	0-0-0	DNP	0-0-0	0-0-0	0-0-0	DNP	0-0-0	DNP	0-0-0	0-0-0
Utah St.	08/31/2024	1-2 L	0-0-0	0-0-0	DNP	0-0-0	0-0-0	0-0-0	DNP	0-0-0	0-0-0	0-0-0	0-0-0
Boise St.	09/04/2024	2-0 W	0-0-0	1-0-2	DNP	0-0-0	1-0-2	0-0-0	DNP	0-0-0	0-0-0	0-0-0	0-0-0
at Arkansas	09/07/2024	2-4 L	0-0-0	DNP	0-0-0	0-0-0	DNP	0-0-0	1-0-2	0-1-1	0-0-0	0-0-0	0-0-0
Arizona St.	09/12/2024	1-0 W	0-0-0	DNP	DNP	1-0-2	DNP	0-0-0	DNP	0-1-1	0-0-0	0-0-0	0-0-0
at TCU	09/19/2024	1-4 L	0-0-0	DNP	0-0-0	0-0-0	DNP	0-0-0	0-0-0	0-0-0	0-0-0	0-0-0	0-0-0
Utah	09/23/2024	2-1 W	0-0-0	DNP	DNP	0-0-0	DNP	DNP	0-0-0	0-0-0	0-0-0	DNP	0-0-0
Oklahoma St.	09/26/2024	2-2 T	0-0-0	DNP	DNP	0-0-0	DNP	0-0-0	0-0-0	0-0-0	0-0-0	0-0-0	0-0-0
Iowa St.	09/30/2024	3-1 W	0-0-0	DNP	DNP	1-0-2	DNP	0-0-0	0-0-0	0-0-0	0-0-0	0-0-0	0-0-0
at Arizona	10/04/2024	1-2 L	0-0-0	DNP	DNP	0-0-0	DNP	0-0-0	1-0-2	0-0-0	0-0-0	0-0-0	0-0-0
at Kansas	10/10/2024	2-2 T	0-0-0	DNP	DNP	0-0-0	DNP	0-0-0	1-0-2	0-0-0	0-0-0	0-0-0	0-0-0
at Kansas St.	10/14/2024	1-0 W	0-0-0	DNP	DNP	0-0-0	DNP	0-0-0	1-0-2	0-0-0	0-0-0	0-0-0	0-0-0
Baylor	10/17/2024	3-3 T	0-0-0	DNP	DNP	0-0-0	DNP	0-0-0	1-0-2	0-0-0	0-0-0	0-0-0	0-0-0
Houston	10/21/2024	3-0 W	0-0-0	DNP	0-0-0	1-0-2	DNP	0-0-0	0-0-0	0-1-1	0-0-0	0-0-0	0-2-2
at Texas Tech	10/25/2024	2-1 W	0-0-0	DNP	DNP	1-0-2	DNP	0-0-0	0-0-0	0-0-0	0-0-0	0-0-0	0-0-0
vs Oklahoma St.	11/02/2024	5-0 W	0-0-0	DNP	0-0-0	0-0-0	DNP	0-0-0	0-0-0	0-0-0	0-0-0	0-0-0	0-0-0
vs TCU	11/06/2024	1-2 L	0-0-0	DNP	DNP	0-0-0	DNP	0-0-0	0-0-0	0-0-0	DNP	0-0-0	0-0-0
Santa Clara	11/15/2024	0-1 L	0-0-0	DNP	DNP	0-0-0	DNP	0-0-0	0-0-0	0-0-0	0-0-0	DNP	0-0-0



2024-25 BYU Women's Soccer
Game-by-Game Goals-Assists-Points
All games

Page 2/3
 as of Nov 22, 2024

Opponent	Date	Score	12	14	16	18	19	20	21	22	23	26	27
			RUSTAND, EL	HAMBERLIN,	SINE, ABBI	KROMMENHOE	CURRY, MIA	FREEMAN, PR	WARNER, TAR	SHEPHERD, J	FRYER, ALLI	HANSEN, SAV	SUMMERS, MA
Wisconsin	08/15/2024	1-0 W	0-0-0	0-0-0	DNP	0-0-0	DNP	0-0-0	0-0-0	DNP	1-0-2	DNP	0-0-0
at Saint Louis	08/22/2024	1-1 T	0-0-0	0-0-0	DNP	0-0-0	DNP	0-0-0	0-0-0	DNP	1-0-2	DNP	0-0-0
at Long Beach St.	08/24/2024	1-1 T	0-0-0	0-0-0	DNP	0-0-0	DNP	0-0-0	0-0-0	DNP	0-1-1	DNP	0-0-0
at UCLA	08/28/2024	0-1 L	0-0-0	0-0-0	DNP	0-0-0	DNP	0-0-0	0-0-0	DNP	0-0-0	DNP	0-0-0
Utah St.	08/31/2024	1-2 L	0-0-0	0-0-0	DNP	0-0-0	DNP	0-0-0	0-0-0	0-0-0	DNP	DNP	0-0-0
Boise St.	09/04/2024	2-0 W	0-0-0	0-1-1	0-0-0	0-0-0	DNP	0-0-0	0-0-0	DNP	DNP	DNP	0-0-0
at Arkansas	09/07/2024	2-4 L	0-0-0	0-0-0	0-0-0	0-0-0	DNP	0-0-0	1-0-2	DNP	0-0-0	DNP	0-0-0
Arizona St.	09/12/2024	1-0 W	0-0-0	0-0-0	DNP	0-0-0	DNP	0-0-0	0-0-0	DNP	0-0-0	DNP	0-0-0
at TCU	09/19/2024	1-4 L	0-0-0	0-0-0	0-0-0	0-0-0	0-0-0	0-1-1	DNP	0-0-0	1-0-2	0-0-0	0-0-0
Utah	09/23/2024	2-1 W	0-0-0	0-1-1	DNP	0-0-0	DNP	0-0-0	DNP	DNP	2-0-4	DNP	0-0-0
Oklahoma St.	09/26/2024	2-2 T	0-0-0	0-0-0	DNP	1-0-2	DNP	0-1-1	DNP	DNP	0-0-0	DNP	0-0-0
Iowa St.	09/30/2024	3-1 W	0-1-1	0-0-0	0-0-0	0-2-2	DNP	0-0-0	DNP	DNP	1-0-2	DNP	0-0-0
at Arizona	10/04/2024	1-2 L	0-0-0	0-0-0	0-0-0	0-0-0	DNP	0-0-0	DNP	DNP	0-1-1	DNP	0-0-0
at Kansas	10/10/2024	2-2 T	0-0-0	DNP	DNP	0-0-0	DNP	0-0-0	DNP	DNP	0-0-0	DNP	0-0-0
at Kansas St.	10/14/2024	1-0 W	0-0-0	DNP	DNP	0-1-1	DNP	0-0-0	DNP	DNP	0-0-0	DNP	0-0-0
Baylor	10/17/2024	3-3 T	0-0-0	DNP	0-0-0	0-0-0	DNP	0-0-0	DNP	DNP	2-0-4	DNP	0-0-0
Houston	10/21/2024	3-0 W	0-0-0	DNP	0-0-0	0-0-0	0-0-0	0-0-0	DNP	DNP	1-0-2	0-0-0	0-0-0
at Texas Tech	10/25/2024	2-1 W	0-0-0	DNP	DNP	0-0-0	DNP	0-0-0	DNP	DNP	0-0-0	DNP	0-0-0
vs Oklahoma St.	11/02/2024	5-0 W	0-0-0	DNP	0-0-0	2-1-5	0-0-0	0-0-0	DNP	0-0-0	2-0-4	DNP	0-0-0
vs TCU	11/06/2024	1-2 L	0-0-0	DNP	DNP	0-0-0	DNP	0-0-0	DNP	DNP	0-0-0	0-0-0	0-0-0
Santa Clara	11/15/2024	0-1 L	0-0-0	DNP	0-0-0	0-0-0	DNP	0-0-0	DNP	DNP	0-0-0	DNP	0-0-0



Go Cougs!

2024 FINAL SEASON STATS



2024-25 BYU Women's Soccer
Game-by-Game Goals-Assists-Points
All games

Opponent	Date	Score		29	30	32	33	44
				KOTTER,ABB	WOOD,JACEY	HOOPES,KEL	KESLER,LUC	VANCE,MACK
Wisconsin	08/15/2024	1-0	W	0-0-0	DNP	DNP	DNP	0-0-0
at Saint Louis	08/22/2024	1-1	T	DNP	DNP	DNP	DNP	0-0-0
at Long Beach St.	08/24/2024	1-1	T	DNP	DNP	DNP	0-0-0	0-0-0
at UCLA	08/28/2024	0-1	L	DNP	DNP	DNP	0-0-0	0-0-0
Utah St.	08/31/2024	1-2	L	DNP	DNP	DNP	0-0-0	1-0-2
Boise St.	09/04/2024	2-0	W	DNP	0-0-0	DNP	0-0-0	0-0-0
at Arkansas	09/07/2024	2-4	L	DNP	DNP	DNP	0-0-0	0-0-0
Arizona St.	09/12/2024	1-0	W	DNP	0-0-0	DNP	0-0-0	0-0-0
at TCU	09/19/2024	1-4	L	DNP	DNP	0-0-0	0-0-0	0-0-0
Utah	09/23/2024	2-1	W	DNP	0-0-0	DNP	0-1-1	0-0-0
Oklahoma St.	09/26/2024	2-2	T	DNP	DNP	DNP	0-0-0	1-0-2
Iowa St.	09/30/2024	3-1	W	DNP	DNP	DNP	0-0-0	1-0-2
at Arizona	10/04/2024	1-2	L	DNP	DNP	DNP	0-0-0	0-0-0
at Kansas	10/10/2024	2-2	T	DNP	DNP	DNP	0-0-0	1-0-2
at Kansas St.	10/14/2024	1-0	W	DNP	0-0-0	DNP	0-0-0	0-1-1
Baylor	10/17/2024	3-3	T	DNP	DNP	0-0-0	0-1-1	0-0-0
Houston	10/21/2024	3-0	W	DNP	0-0-0	0-0-0	1-0-2	0-0-0
at Texas Tech	10/25/2024	2-1	W	DNP	DNP	DNP	0-1-1	1-0-2
vs Oklahoma St.	11/02/2024	5-0	W	DNP	0-0-0	0-0-0	0-0-0	1-0-2
vs TCU	11/06/2024	1-2	L	DNP	DNP	DNP	0-0-0	1-0-2
Santa Clara	11/15/2024	0-1	L	DNP	DNP	DNP	0-0-0	0-0-0

2024 FINAL SEASON STATS



2024-25 BYU Women's Soccer
Team Game-by-Game
All games

Page 1/2
 as of Nov 22, 2024

Date	Opponent	Score	G	A	Pts	Sh	Sh%	Sog	Sog%	GW	GT	UA	OT	PK-Att	YC	RC	MIN
08/15/2024	Wisconsin	1-0	1	2	4	7	.143	3	.429	1	0	-	0	0-0	0	0	121
08/22/2024	at Saint Louis	1-1	1	1	3	20	.050	9	.450	0	1	-	0	0-0	0	0	120
08/24/2024	at Long Beach St.	1-1	1	1	3	5	.200	2	.400	0	0	-	0	0-0	2	0	124
08/28/2024	at UCLA	0-1	0	0	0	9	.000	3	.333	0	0	-	0	0-0	1	0	122
08/31/2024	Utah St.	1-2	1	0	2	13	.077	2	.154	0	0	-	0	0-0	0	0	113
09/04/2024	Boise St.	2-0	2	1	5	15	.133	6	.400	1	0	-	0	0-0	1	0	122
09/07/2024	at Arkansas	2-4	2	1	5	13	.154	8	.615	0	0	-	0	0-0	0	0	160
09/12/2024	Arizona St.	1-0	1	1	3	22	.045	9	.409	1	0	-	0	0-0	0	0	116
09/19/2024	at TCU	1-4	1	1	3	3	.333	2	.667	0	0	-	0	0-0	2	0	121
09/23/2024	Utah	2-1	2	2	6	17	.118	10	.588	1	0	-	0	0-0	1	0	120
09/26/2024	Oklahoma St.	2-2	2	1	5	22	.091	6	.273	0	1	-	0	0-0	0	0	117
09/30/2024	Iowa St.	3-1	3	3	9	16	.188	6	.375	1	0	-	0	0-0	3	0	134
10/04/2024	at Arizona	1-2	1	1	3	13	.077	9	.692	0	0	-	0	0-0	0	0	117
10/10/2024	at Kansas	2-2	2	0	4	14	.143	8	.571	0	0	-	0	0-0	1	0	121
10/14/2024	at Kansas St.	1-0	1	2	4	17	.059	12	.706	1	0	-	0	0-0	0	0	110
10/17/2024	Baylor	3-3	3	1	7	25	.120	13	.520	0	1	-	0	1-1	0	0	157
10/21/2024	Houston	3-0	3	3	9	29	.103	15	.517	1	0	-	0	0-0	0	0	120
10/25/2024	at Texas Tech	2-1	2	1	5	16	.125	6	.375	1	0	-	0	0-0	0	0	115
11/02/2024	vs Oklahoma St.	5-0	5	1	11	11	.455	9	.818	1	0	-	0	0-0	0	0	114
11/06/2024	vs TCU	1-2	1	0	2	9	.111	5	.556	0	0	-	0	0-0	3	0	117
11/15/2024	Santa Clara	0-1	0	0	0	15	.000	4	.267	0	0	-	0	0-0	0	0	121
Totals		35-28	35	23	93	311	.113	147	.473	-	-	-	0	1-1	14	0	2582
Opponents			28	26	82	254	.110	103	.406	-	-	-	0	3-5	22	2	-

TEAM PER-GAME

Games played	Shots per game	Goals per game	Assists per game	Points per game
21	14.81	1.67	1.10	4.43

2024 FINAL SEASON STATS



2024-25 BYU Women's Soccer
Team Game-by-Game
All games

Page 2/2
 as of Nov 22, 2024

Date	Opponent	Score	Minutes	GA	GAAvg	Saves	Save%	W	L	T	SHO
08/15/2024	Wisconsin	1-0	90:00	0	0.00	6	1.000	1	0	0	1
08/22/2024	at Saint Louis	1-1	90:00	1	1.00	6	.857	0	0	1	0
08/24/2024	at Long Beach St.	1-1	90:00	1	1.00	2	.667	0	0	1	0
08/28/2024	at UCLA	0-1	90:00	1	1.00	7	.875	0	1	0	0
08/31/2024	Utah St.	1-2	90:00	2	2.00	6	.750	0	1	0	0
09/04/2024	Boise St.	2-0	90:00	0	0.00	3	1.000	1	0	0	1
09/07/2024	at Arkansas	2-4	90:00	4	4.00	8	.667	0	1	0	0
09/12/2024	Arizona St.	1-0	90:00	0	0.00	2	1.000	1	0	0	1
09/19/2024	at TCU	1-4	90:00	4	4.00	3	.429	0	1	0	0
09/23/2024	Utah	2-1	90:00	1	1.00	1	.500	1	0	0	0
09/26/2024	Oklahoma St.	2-2	90:00	2	2.00	1	.333	0	0	1	0
09/30/2024	Iowa St.	3-1	90:00	1	1.00	1	.500	1	0	0	0
10/04/2024	at Arizona	1-2	90:00	2	2.00	2	.500	0	1	0	0
10/10/2024	at Kansas	2-2	90:00	2	2.00	3	.600	0	0	1	0
10/14/2024	at Kansas St.	1-0	90:00	0	0.00	4	1.000	1	0	0	1
10/17/2024	Baylor	3-3	90:00	3	3.00	3	.500	0	0	1	0
10/21/2024	Houston	3-0	90:00	0	0.00	5	1.000	1	0	0	1
10/25/2024	at Texas Tech	2-1	90:00	1	1.00	3	.750	1	0	0	0
11/02/2024	vs Oklahoma St.	5-0	90:00	0	0.00	4	1.000	1	0	0	1
11/06/2024	vs TCU	1-2	90:00	2	2.00	4	.667	0	1	0	0
11/15/2024	Santa Clara	0-1	90:00	1	1.00	2	.667	0	1	0	0
Totals		35-28	1890:00	28	1.33	76	.731	9	7	5	6
Opponents			1890:00	35	1.33	112	.762	7	9	5	2



2024 FINAL SEASON STATS



2024-25 BYU Women's Soccer
Opponent Game-by-Game
All games

Page 1/2
as of Nov 22, 2024

Date	Opponent	Score	G	A	Pts	Sh	Sh%	Sog	Sog%	GW	GT	UA	OT	PK-Att	YC	RC	MIN
08/15/2024	Wisconsin	1-0	0	0	0	17	.000	6	.353	0	0	-	0	0-1	1	0	121
08/22/2024	at Saint Louis	1-1	1	0	2	11	.091	7	.636	0	0	-	0	0-0	2	0	120
08/24/2024	at Long Beach St.	1-1	1	1	3	14	.071	3	.214	0	1	-	0	0-0	0	0	124
08/28/2024	at UCLA	0-1	1	2	4	14	.071	8	.571	1	0	-	0	0-0	2	0	122
08/31/2024	Utah St.	1-2	2	3	7	13	.154	8	.615	1	0	-	0	0-0	1	0	113
09/04/2024	Boise St.	2-0	0	0	0	15	.000	3	.200	0	0	-	0	0-0	2	0	122
09/07/2024	at Arkansas	2-4	4	5	13	19	.211	12	.632	1	0	-	0	1-1	0	1	160
09/12/2024	Arizona St.	1-0	0	0	0	8	.000	2	.250	0	0	-	0	0-0	1	0	116
09/19/2024	at TCU	1-4	4	3	11	16	.250	7	.438	1	0	-	0	2-2	0	0	121
09/23/2024	Utah	2-1	1	1	3	8	.125	2	.250	0	0	-	0	0-0	1	0	120
09/26/2024	Oklahoma St.	2-2	2	3	7	10	.200	3	.300	0	0	-	0	0-0	1	0	117
09/30/2024	Iowa St.	3-1	1	2	4	7	.143	2	.286	0	0	-	0	0-0	3	0	134
10/04/2024	at Arizona	1-2	2	1	5	5	.400	4	.800	1	0	-	0	0-0	0	0	117
10/10/2024	at Kansas	2-2	2	0	4	12	.167	4	.333	0	1	-	0	0-0	2	0	121
10/14/2024	at Kansas St.	1-0	0	0	0	10	.000	4	.400	0	0	-	0	0-0	1	0	110
10/17/2024	Baylor	3-3	3	1	7	15	.200	6	.400	0	0	-	0	0-0	1	0	157
10/21/2024	Houston	3-0	0	0	0	8	.000	5	.625	0	0	-	0	0-0	0	0	120
10/25/2024	at Texas Tech	2-1	1	1	3	14	.071	4	.286	0	0	-	0	0-0	1	1	115
11/02/2024	vs Oklahoma St.	5-0	0	0	0	13	.000	4	.308	0	0	-	0	0-1	1	0	114
11/06/2024	vs TCU	1-2	2	2	6	12	.167	6	.500	1	0	-	0	0-0	1	0	117
11/15/2024	Santa Clara	0-1	1	1	3	13	.077	3	.231	1	0	-	0	0-0	1	0	121
Totals		28-35	28	26	82	254	.110	103	.406	-	-	-	0	3-5	22	2	2582
BYU			35	23	93	311	.113	147	.473	-	-	-	0	1-1	14	0	2582

OPPONENT PER-GAME

Games played	Shots per game	Goals per game	Assists per game	Points per game
21	12.10	1.33	1.24	3.90



2024 FINAL SEASON STATS


**2024-25 BYU Women's Soccer
Opponent Game-by-Game
All games**

 Page 2/2
 as of Nov 22, 2024

Date	Opponent	Score	Minutes	GA	GAAvg	Saves	Save%	W	L	T	SHO
08/15/2024	Wisconsin	1-0	90:00	1	1.00	2	.667	0	1	0	0
08/22/2024	at Saint Louis	1-1	90:00	1	1.00	8	.889	0	0	1	0
08/24/2024	at Long Beach St.	1-1	90:00	1	1.00	1	.500	0	0	1	0
08/28/2024	at UCLA	0-1	90:00	0	0.00	3	1.000	1	0	0	1
08/31/2024	Utah St.	1-2	90:00	1	1.00	1	.500	1	0	0	0
09/04/2024	Boise St.	2-0	90:00	2	2.00	4	.667	0	1	0	0
09/07/2024	at Arkansas	2-4	90:00	2	2.00	6	.750	1	0	0	0
09/12/2024	Arizona St.	1-0	90:00	1	1.00	8	.889	0	1	0	0
09/19/2024	at TCU	1-4	90:00	1	1.00	1	.500	1	0	0	0
09/23/2024	Utah	2-1	90:00	2	2.00	8	.800	0	1	0	0
09/26/2024	Oklahoma St.	2-2	90:00	2	2.00	4	.667	0	0	1	0
09/30/2024	Iowa St.	3-1	90:00	3	3.00	3	.500	0	1	0	0
10/04/2024	at Arizona	1-2	90:00	1	1.00	8	.889	1	0	0	0
10/10/2024	at Kansas	2-2	90:00	2	2.00	6	.750	0	0	1	0
10/14/2024	at Kansas St.	1-0	90:00	1	1.00	11	.917	0	1	0	0
10/17/2024	Baylor	3-3	90:00	3	3.00	10	.769	0	0	1	0
10/21/2024	Houston	3-0	90:00	3	3.00	12	.800	0	1	0	0
10/25/2024	at Texas Tech	2-1	90:00	2	2.00	4	.667	0	1	0	0
11/02/2024	vs Oklahoma St.	5-0	90:00	5	5.00	4	.444	0	1	0	0
11/06/2024	vs TCU	1-2	90:00	1	1.00	4	.800	1	0	0	0
11/15/2024	Santa Clara	0-1	90:00	0	0.00	4	1.000	1	0	0	1
Totals		28-35	1890:00	35	1.33	112	.762	7	9	5	2
BYU			1890:00	28	1.33	76	.731	9	7	5	6



2024 FINAL SEASON STATS


**2024-25 BYU Women's Soccer
Category Leaders
All games**

 Page 1/1
as of Nov 22, 2024

##	Points	GP	G	A	Pts	Shots
23	Fryer, Allie	19	11	2	24	73
44	Vance, Mackenzee	21	7	1	15	44
7	Bailey, Erin	15	5	1	11	26
18	Krommenhoek, Mika	21	3	4	10	31
4	Frischknecht, Avery	21	4	0	8	17
11	Gardner, Addie	21	1	3	5	29
33	Kesler, Lucy	19	1	3	5	19
21	Warner, Tara	8	1	0	2	1
2	Dixon, Halle	6	1	0	2	4
5	Labrum, Ella	5	1	0	2	1

##	Shots	GP	G	A	Shots	Shot%
23	Fryer, Allie	19	11	2	73	.151
44	Vance, Mackenzee	21	7	1	44	.159
18	Krommenhoek, Mika	21	3	4	31	.097
11	Gardner, Addie	21	1	3	29	.034
7	Bailey, Erin	15	5	1	26	.192
33	Kesler, Lucy	19	1	3	19	.053
4	Frischknecht, Avery	21	4	0	17	.235
8	Pennock, Sierra	21	0	3	14	.000
10	Stringfellow, Caroline	19	0	1	11	.000
27	Summers, Mattyn	21	0	0	10	.000

##	Goals	GP	G	A	Pts	Shots
23	Fryer, Allie	19	11	2	24	73
44	Vance, Mackenzee	21	7	1	15	44
7	Bailey, Erin	15	5	1	11	26
4	Frischknecht, Avery	21	4	0	8	17
18	Krommenhoek, Mika	21	3	4	10	31
21	Warner, Tara	8	1	0	2	1
11	Gardner, Addie	21	1	3	5	29
2	Dixon, Halle	6	1	0	2	4
5	Labrum, Ella	5	1	0	2	1
33	Kesler, Lucy	19	1	3	5	19

##	Shots On Goal	GP	G	A	Shots	Sog	Sog%
23	Fryer, Allie	19	11	2	73	36	.493
44	Vance, Mackenzee	21	7	1	44	20	.455
7	Bailey, Erin	15	5	1	26	16	.615
18	Krommenhoek, Mika	21	3	4	31	12	.387
11	Gardner, Addie	21	1	3	29	11	.379
8	Pennock, Sierra	21	0	3	14	9	.643
4	Frischknecht, Avery	21	4	0	17	8	.471
33	Kesler, Lucy	19	1	3	19	7	.368
10	Stringfellow, Caroline	19	0	1	11	6	.545
6	Pratt, Tylie	18	0	0	7	4	.571

##	Assists	GP	G	A	Pts	Shots
18	Krommenhoek, Mika	21	3	4	10	31
11	Gardner, Addie	21	1	3	5	29
8	Pennock, Sierra	21	0	3	3	14
33	Kesler, Lucy	19	1	3	5	19
23	Fryer, Allie	19	11	2	24	73
14	Hamberlin, Emma	13	0	2	2	9
20	Freeman, Presley	21	0	2	2	5
10	Stringfellow, Caroline	19	0	1	1	11
7	Bailey, Erin	15	5	1	11	26
12	Rustand, Ella	21	0	1	1	0
44	Vance, Mackenzee	21	7	1	15	44



2024 FINAL SEASON STATS



2024-25 BYU Women's Soccer
Team Game-by-Game Comparison
All games

Page 1/1
as of Nov 22, 2024

Date	Opponent	Score	Goals	Assists	Shots	On Goal	Corners	Fouls	YC	RC	Offsides
08/15/2024	Wisconsin	1-0	1/0	2/0	7/17	3/6	1/12	8/10	0/1	0/0	7/0
08/22/2024	Saint Louis	1-1	1/1	1/0	20/11	9/7	12/3	10/11	0/2	0/0	0/2
08/24/2024	Long Beach St.	1-1	1/1	1/1	5/14	2/3	1/6	12/6	2/0	0/0	3/5
08/28/2024	UCLA	0-1	0/1	0/2	9/14	3/8	5/8	8/7	1/2	0/0	2/3
08/31/2024	Utah St.	1-2	1/2	0/3	13/13	2/8	10/3	8/10	0/1	0/0	0/6
09/04/2024	Boise St.	2-0	2/0	1/0	15/15	6/3	9/7	9/15	1/2	0/0	0/7
09/07/2024	Arkansas	2-4	2/4	1/5	13/19	8/12	4/6	6/13	0/0	0/1	5/6
09/12/2024	Arizona St.	1-0	1/0	1/0	22/8	9/2	12/8	8/7	0/1	0/0	4/3
09/19/2024	TCU	1-4	1/4	1/3	3/16	2/7	2/7	11/15	2/0	0/0	2/3
09/23/2024	Utah	2-1	2/1	2/1	17/8	10/2	13/3	8/8	1/1	0/0	0/4
09/26/2024	Oklahoma St.	2-2	2/2	1/3	22/10	6/3	7/4	10/9	0/1	0/0	1/2
09/30/2024	Iowa St.	3-1	3/1	3/2	16/7	6/2	9/6	20/16	3/3	0/0	0/1
10/04/2024	Arizona	1-2	1/2	1/1	13/5	9/4	7/2	6/4	0/0	0/0	0/1
10/10/2024	Kansas	2-2	2/2	0/0	14/12	8/4	3/5	9/17	1/2	0/0	1/4
10/14/2024	Kansas St.	1-0	1/0	2/0	17/10	12/4	9/5	6/8	0/1	0/0	2/1
10/17/2024	Baylor	3-3	3/3	1/1	25/15	13/6	12/5	10/6	0/1	0/0	2/1
10/21/2024	Houston	3-0	3/0	3/0	29/8	15/5	10/1	12/10	0/0	0/0	4/1
10/25/2024	Texas Tech	2-1	2/1	1/1	16/14	6/4	6/4	6/12	0/1	0/1	1/2
11/02/2024	Oklahoma St.	5-0	5/0	1/0	11/13	9/4	5/5	8/14	0/1	0/0	0/2
11/06/2024	TCU	1-2	1/2	0/2	9/12	5/6	3/6	9/11	3/1	0/0	3/0
11/15/2024	Santa Clara	0-1	0/1	0/1	15/13	4/3	8/5	9/8	0/1	0/0	1/1
Totals		35-28	35/28	23/26	311/254	147/103	148/111	193/217	14/22	0/2	38/55

Note: Game totals are displayed in the format TEAM/OPPONENT for each category



Go Cougs!

2024 FINAL SEASON STATS


2024-25 BYU Women's Soccer
Conduct Fouls
All games

 Page 1/1
 as of Nov 22, 2024
Team Conduct Fouls

##	Player	GP	YC	RC	FOUL
3	Akinaka, Lytiana	4	0	0	1
7	Bailey, Erin	15	0	0	6
19	Curry, Mia	3	0	0	0
2	Dixon, Halle	6	0	0	3
20	Freeman, Presley	21	1	0	9
4	Frischknecht, Avery	21	1	0	7
23	Fryer, Allie	19	3	0	24
11	Gardner, Addie	21	0	0	14
14	Hamberlin, Emma	13	0	0	8
26	Hansen, Savannah	3	0	0	0
00	Hernaez, Lynette	21	0	0	0
32	Hoopas, Kelsey	4	0	0	0
33	Kesler, Lucy	19	2	0	20
29	Kotter, Abbie	1	0	0	0
18	Krommenhoek, Mika	21	0	0	18
5	Labrum, Ella	5	0	0	2
9	Neff, Emma	18	0	0	11
8	Pennock, Sierra	21	0	0	5
6	Pratt, Tylie	18	0	0	6
12	Rustand, Ella	21	3	0	8
22	Shepherd, Josie	3	0	0	0
16	Sine, Abbi	9	1	0	4
10	Stringfellow, Caroline	19	1	0	9
27	Summers, Mattyn	21	0	0	11
44	Vance, Mackenzee	21	2	0	25
21	Warner, Tara	8	0	0	2
30	Wood, Jacey	6	0	0	0
Total		21	14	0	193
Opponents		21	22	2	217

