



RISE &
SHOUT

GO
COUGS

BRIGHAM YOUNG FOOTBALL

ALMANAC



PROVO, UTAH

2025





QUICK FACTS

Location	Provo, Utah 84602
Elevation	4,553 feet
Enrollment	34,737
Founded	October 16, 1875
Owned	The Church of Jesus Christ of Latter-day Saints
Nickname	Cougars
Mascot	Cosmo the Cougar
Colors	Blue and White
Stadium	LaVell Edwards Stadium (62,073)
Surface	Natural Grass
BYU President	Shane Reese (BYU, 1994)
Athletics Director	Brian Santiago (Fresno State 1995)
Head Coach	Kalani Sitake (BYU, 2000)
Seasons	10th year
Career Record	72-43
Record at BYU	Same
Defensive Set	Multiple
Offensive Set	Multiple
2024 Record	11-2 (7-2)
2024 National Ranking/high	13/6
Lettermen Returning/Lost	44/31
Offensive Letterman R/L	15/15
Defensive Lettermen R/L	27/12
Specialist Lettermen R/L	2/3
Total Starters Ret./Lost	14/10
Offensive Starters Ret./Lost	6/5
Defensive Starters Ret./Lost	6/5
Kicker/Punter Starters Ret./Lost	2/0
National Championships	1 (1984)
Conference Championships	23 (last 2007)*
Bowl Appearances	41
Bowl Record	18-22-1
Last Bowl Appearance	2024 Alamo Bowl
Last Bowl Victory	2024 Alamo Bowl W, 36-14 vs. No. 23 Colorado
First Year of Football	1922
Total games played	1,098
All-time Record	627-445-26 (.583)
Total home games	499
All-time Home Record	343-150-6 (.693)
Total games at Edwards Stadium	351
Stadium Record	265-86 (.755)
Total road games	538
All-time Road Record	252-267-19 (.486)
Total neutral games	61
All-time Neutral Record	32-28-1 (.533)
Total games in the Big 12	18
All-time Big 12 Record	9-9

THIS IS COUGAR COUNTRY

- Entering 2025, the Cougars rank **for No. 9 in total wins over the past 50 seasons, winning 435 games**. Only Ohio State, Alabama, Oklahoma, Georgia, Florida State, Michigan, Penn State and Nebraska have won more games.
- **BYU ranks No. 24 in bowl invitations with 41 games**.
- The Cougars have also spent 278 weeks in the Associated Press Top 25, **No. 37 overall in college football**.
- BYU boasts **23 total conference championships** in its history, which **ranks tied for No. 17 in college football**.
- Players at BYU have **won the Heisman Trophy (1)**, Maxwell Award (1), Doak Walker Award (1), Outland Trophy (2), Sammy Baugh (7) and Davey O'Brien Awards (4). Only Ohio State, Penn State and Alabama have also won each of those awards.
- BYU has had **14 consensus All-Americans** and touts **seven College Football Hall of Fame members**, including legendary head coach LaVell Edwards.
- **BYU won the 1984 National Championship**, one of just 42 schools to claim a title.
- The Cougars have **18 players currently on NFL rosters**. Those 18 include **Fred Warner (49ers)**, who just signed a three-year 63-million dollar extension, making him the league's highest paid linebacker again. **Wide receiver Puka Nacua (Rams)**, followed up his record-setting rookie year with 990 receiving yards in just 11 games due to injury. He has caught 184 balls for 2,476 yards his first two years in the NFL.
- **Kansas City head coach Andy Reid is also a BYU football alum** (78-80), playing offensive line for the Cougars and getting his coaching start under LaVell Edwards. Reid is coming off of three consecutive Super Bowl appearances, winning back-to-back Super Bowl rings before coming up short of a third last season. Reid is the NFL's active leader with 273 career regular-season wins, 28 postseason wins and is **No. 4 in all-time wins in the NFL**.

A LOOK AT THE 2025 SQUAD

BYU enters the 2025 season looking to build on an incredible 2024 campaign that featured an 11-2 season and tie for first place in the Big 12. Several of the key pieces return from last year, including two of the top linebackers in the league with Jack Kelly and Isaiah Glasker to lead a defense ranked No. 1 in the Big 12 in 2024. Safeties Tanner Wall and Raider Damuni also return, along with cornerbacks Mory Bamba, Evan Johnson and Jonathan Kabeya to secure the backend. Up front, the Cougars remade their defensive line with transfers Keanu Tanuvasa (Utah), Justin Kirkland (Oklahoma State), Anisi Purcell (SUU) and Tausili Akana (Texas). Several talented freshman also bolter the defensive group. On offense, the Cougars return top receiver Chase Roberts for his senior season, the one-two running back punch of LJ Martin and Sione Moa and returning offensive lineman Weylin Lapuaho, Bruce Mitchell, Austin Leausa, Isaiah Jatta and Sonny Makasini all with starting experience. BYU added tackle Andrew Gentry (Michigan) and tight end Carsen Ryan (Utah) among others from the portal.

Read more about the 2025 team in this almanac and for the most up to date information, **visit BYUCougars.com**.

AUG 30	SEPT 6	SEPT 20	SEPT 27	OCT 3	OCT 11	OCT 18	OCT 25	NOV 8	NOV 15	NOV 22	NOV 29
Portland State	Stanford	at East Carolina	at Colorado	West Virginia	at Arizona	Utah	at Iowa State	at Texas Tech	TCU	at Cincinnati	UCF



TABLE OF CONTENTS



2	2025 BYU Football	67-69	Major Award Winners
3	Table of Contents	70-71	College Football Hall of Fame
4	Media Information	72	Tight End Tradition
5	The Big 12 Conference	73	Polynesian Tradition
6-7	2025 BYU Football Roster	74-79	BYU All-Americans
8	2025 Transfers and Newcomers	80	Academic All-Americans
9-10	Position Breakdowns	81-82	All-Conference Players
11	Returning Statistics	83	Conference History
12	Head Coach Kalani Sitake	84-85	BYU and the NFL
13	BYU Football Coaches and Staff	86-88	BYU and the NFL Draft
14-18	Coaching Staff	89	Super Bowl Cougars
19	Athletic Director/BYU Administration	90-97	Year-by-Year Results
20-21	About BYU	98	Bowl Season
22	Missionary Service	99-111	Bowl History
23	Cougar Club	112-120	Lettermen
24-25	LaVell Edwards Stadium	121-123	Yearly Leaders
26-29	2025 Opponents	123-132	BYU Individual Records
30	Big 12 Composite Schedule	132-134	NCAA Records
31-32	2024 BYU Football Season Review	134-144	BYU Team Season Records
33-46	2024 Game-by-game	144-148	BYU Team Game Records
47	2024 Awards	149	BYU TV and Radio Partners
48-61	2024 Football Statistics		
62	1984 National Championship		
63	LaVell Edwards		
64-66	BYU Quarterbacks		



BYU FOOTBALL STRATEGIC COMMUNICATIONS

**BRETT PYNE**

Assistant AD Football Strategic Communications
Cell: (801) 367-1631
Email: brett_pyne@byu.edu
@brettpyne

**KENNY COX**

Director of Football Media Relations
& Communications
Cell: (801) 420-7703
Email: kenny_cox@byu.edu
@kennycoxkc

**DUFF TITTLE**

Sr. Assistant AD Broadcast Relations
Cell: (801) 372-4401
Email: duff_tittle@byu.edu
@dufftittle

The 2025 BYU Football Almanac has been designed to provide local, regional and national media with useful information about the BYU football program, its history and tradition. Additional information, including video and feature content and bios on all players, is available online at BYUcougars.com. Should you require additional information, such as photographs, video or additional media guides, please contact a member of the BYU Strategic Communications team.

CREDENTIAL REQUESTS

Requests for credentials to cover BYU football should be sent from the editor or sports director via official company communication to Kenny Cox (kenny_cox@byu.edu). Credentials shall be issued only to accredited newsgathering media outlets. Fan-based websites and podcasts will not be issued media access and credentials but are invited to utilize resources provided online at BYUcougars.com to obtain notes, quotes, statistics and other information about BYU football.

All single-game credential requests should be received no later than one week prior to the date of the game to ensure consideration. Credentials for working media are restricted in accordance with BYU, Big 12 and NCAA rules and guidelines. Non-working persons, including spouses, dates and children, will not be credentialed and are not allowed in the working media areas during the game as dictated by NCAA guidelines. It is our intention to ensure proper, professional use is made of the space available for credentialed media.

INTERVIEWS

All interview and information requests regarding all players, coaches and Athletic Department personnel must be arranged in advance through the Athletic Communications staff (see contact information above). BYU provides regular media availability each week. Local media members are responsible for attending media availability to conduct interviews. Opponent and national media can arrange telephone or Zoom interviews through the BYU Athletic Communications team. An advisory is provided each week detailing the weekly availability opportunities. Any other interview requests must be made at least 24 hours in advance. Interviews with players are not permitted after Wednesday each game week. Player interviews will not be conducted during regular class hours.

Please contact the Football Strategic Communications team for specific times and other details regarding access opportunities.

MEDIA SERVICES AT LAVELL EDWARDS STADIUM

The working media area is located on the third floor of the press box, situated on the west side of LaVell Edwards Stadium. Access to the press loge may be obtained via either the north or south elevators with media credentials.

The BYU Athletic Communications staff will provide digital access to media with game notes, season stats, depth charts, flip cards, programs, game stats, in-game notes via BYUCougars.com/pressbox, along with the @BYUgamenotes Twitter feed, postgame notes and quotes and media guides for both teams.

Immediately after the conclusion of the game, the south elevator will be held for a few minutes and proceed directly to ground level in preparation for the postgame press conferences. BYU head coach Kalani Sitake and selected players will be available in the BYU interview room following the mandatory 10-minute cooling-off period. The BYU postgame press conference will also be broadcast in the press box. The BYU locker room is closed to the media.

PARKING AT LAVELL EDWARDS STADIUM

LaVell Edwards Stadium is located on the northwest corner of the BYU campus, just off Canyon Road (200 East) and University Parkway (1650 North) in Provo. Media parking is in Lot No. 2, immediately west of the stadium. Parking passes are required and must be obtained in advance.

POLICY REMINDERS

Other than during the recognized interview times indicated, interviews and information inquiries must be initiated and arranged through the Athletic Communications office prior to being conducted. Media members should not contact directly BYU players, coaches, support staff or other athletic department personnel for any reason. Some players may not be available depending on circumstances such as classes, exams or other obligations. We support and maintain the philosophy that reports submitted via podcast, X or any other form of social media or mass communication should maintain the same standards of professional conduct, judgment and ethics as would any reports broadcast or published by your organization under the scrutiny of standard professional editorial guidelines and principles. We request your cooperation in our efforts to maintain a professional environment.

PHOTOGRAPHY

Sideline credentials will be issued only to accredited photographers and television reporters/camera operators on a specific newsgathering assignment for a credentialed news outlet. Television organizations shall be restricted to one camera operator on the field, except by prior approval from the BYU Athletic Communications office. All camera operators and photographers must obtain a green field lanyard from the press box on game day. Freelance and amateur photographers, not on assignment from a credentialed media outlet, are not eligible for credentials.

Credentials must be displayed prominently. All NCAA rules will be enforced regarding media representatives on sidelines. Photographers are not permitted to shoot between the 20-yard lines. Individuals or organizations violating sideline policies may be required to surrender their credentials and be removed from the stadium. For additional questions regarding photography guidelines, please contact University photographer Jaren Wilkey at (801) 422-7322.

BYUCOUGARS.COM

Please visit byucougars.com for press releases, updated player and coach bios, statistics, game notes, press conference transcripts and schedules. In addition, the site features numerous video highlights, interviews and features posted daily. Use byucougars.com/gameinfo for specific gameday information.

ABOUT BIG 12 CONFERENCE

The Big 12 Conference is comprised of 16 institutions. Teams include Arizona, Arizona State, Baylor, BYU, Cincinnati, Colorado, Houston, Iowa State, Kansas, Kansas State, Oklahoma State, TCU, Texas Tech, UCF, Utah, and West Virginia. The league is an NCAA Division I intercollegiate athletics conference that encompasses 10 states and four time zones. Entering its 30th year, the Conference has produced over 800 Academic All-America selections and claimed national championship team titles in 20 of its 25 sponsored sports. Its student-athletes and teams have combined for 764 individual NCAA titles and 87 team national championships under the Big 12 banner. For more information, visit Big12Sports.com and follow the Conference on Facebook (Facebook.com/Big12), Twitter ([@Big12Conference](https://Twitter.com/Big12Conference)), Instagram (Instagram.com/big12conference/) and YouTube (YouTube.com/Big12Conference).

**COLLEGE PRESS BOX**

Collegepressbox is the official media website for Division I football. Access and download game notes, quotes, statistics, media guides, headshots, logos and more for all FBS schools, conferences, postseason games, awards and the College Football Playoff. For access, please register for an account at collegepressbox.com/register.



ABOUT THE BIG 12

The Big 12 enters its 30th year as one of the nation's premier conferences in college athletics under the leadership of Commissioner Brett Yorkmark. Since joining the Conference in August 2022, Yorkmark has elevated the Big 12 to new heights, emphasizing marketing, brand building and instilling an innovative strategy that has resonated across the college athletics landscape.

The Conference is composed of 16 universities spanning 10 states and four time zones. The Big 12 members include Arizona, Arizona State, Baylor, BYU, UCF, Cincinnati, Colorado, Houston, Iowa State, Kansas, Kansas State, Oklahoma State, TCU, Texas Tech, Utah and West Virginia.

The Big 12 began play in 1996 and is the home of 91 team NCAA national championships, and 775 individual national champions. The Big 12 Conference office is located in Irving, Texas.

ABOUT COMMISSIONER BRETT YORKMARK

In his brief time as Commissioner of the Big 12, Yorkmark has elevated the Conference to new heights. Yorkmark executed a media rights deal with ESPN and Fox, a deal that will run through 2030-31. Additionally, Yorkmark has placed an emphasis on marketing, brand building and storytelling that has resonated across the college athletics landscape. In the first two years of his tenure, Yorkmark has overseen the early departure of Oklahoma and Texas as well as the integration of eight new Big 12 members. Additionally, he led a revamping of the Big 12 Football and Basketball Championships that resulted in revenue and digital engagement highs. Yorkmark has taken an innovative approach to ensure the Conference resides in places it never has before, creating the first-ever Big 12 Business Advisory Board, executing a partnership with the National Football League to operate a conference-wide Pro Day, teaming up with New York City Parks Department for a summer activation at historic Rucker Park, and bringing celebrity talent such as Fat Joe, Ashanti, Shaq and DJ Khaled into the Big 12 marketing fold.

KEY HIGHLIGHTS

- Home of 91 NCAA team titles and 775 individual national championships.
- Big 12 institutions create a league that encompasses 10 states and four time zones.
- The league sponsors 25 sports. Men's sports include baseball, basketball, cross country, football, golf, indoor track & field, outdoor track & field, swimming & diving, tennis and wrestling. Women's sports include basketball, beach volleyball, cross country, equestrian, golf, gymnastics, indoor track & field, lacrosse, outdoor track & field, rowing, soccer, softball, swimming & diving, tennis and volleyball.
- The Conference currently conducts postseason championships for 24 of its 25 sports.
- The league has been home to more than 800 Academic All-America recipients.
- National academic accolades have always been strong in the Big 12. Charlie Kolar (Iowa State) was the recipient of the 2021 William V. Campbell Trophy, known as the Academic Heisman. He is the Big 12's fifth honoree since 2000. Since 1996, the Big 12 has 14 recipients of the NCAA Today's Top 10 award. This prestigious honor recognizes former student-athletes for their success on the fields and courts, in the classroom and in the community. In the last 16 seasons, 39 student-athletes were recipients of the NCAA Elite 90 award
- Big 12 Commissioner Brett Yorkmark established a Business Advisory Board to collaborate and help co-author the Conference's business strategy. The Board is comprised of some of the most successful leaders from a variety of fields – entertainment, finance, consumer brands, technology, media and more – that bring a wealth of knowledge and expertise in building global brands and dynamic businesses.



ALPHABETICAL ROSTER

#	NAME	POS.	HT.	WT.	YR.	HOMETOWN/LAST SCHOOL
13	Akana, Tausili	DE	6-3	235	R-So.	Laie, HI / Texas
1	Alexander III, Therrian	CB	6-2	175	So.	Ellenwood, GA / Southwest Dekalb HS
65	Alexander, Brigham	OL	6-5	320	Fr.	San Tan Valley, AZ / Benjamin Franklin HS
30	Alford, Max	LB	6-1	230	Jr.	Park City, UT / Park City HS
47	Alfrey, Berkley	LB	6-0	230	Fr.	Auburn, WA / Auburn Mountainview HS
25	Alfrey, Talan	S	6-2	205	R-Sr.	Auburn, WA / Auburn Mountainview HS
44	Asiata, Ephraim	DE	6-3	210	So.	West Valley, UT / Herriman HS
47	Bachmeier, Bear	QB	6-2	220	Fr.	Murrieta, CA / Stanford
19	Bachmeier, Tiger	WR	6-1	190	Jr.	Murrieta, CA / Stanford
4	Bamba, Mory	CB	6-3	190	R-Sr.	Menomonee Falls, WI / Tyler JC
15	Beasley, Tayvion	CB	5-10	180	Jr.	Inglewood, CA / San Diego State
10	Bourguet, Treyson	QB	6-2	205	R-Jr.	Tucson, AZ / Western Michigan
72	Brown, Joe	OL	6-4	305	R-Fr.	Cedar Hills, UT / Lone Peak HS
59	Brown, Siosefa	DE	6-4	230	Fr.	Salt Lake City, UT / Highland HS
33	Bryant-Strother, Choe	LB	6-3	240	R-Sr.	Atlanta, GA / UCLA
79	Chidester, Kaden	OL	6-8	325	R-So.	Richfield, UT / Richfield HS
39	Clark, Crew	S	6-1	195	Fr.	Sugar City, ID / Sugar-Salem HS
90	Clegg, Hunter	DE	6-4	248	Fr.	American Fork, UT / American Fork HS
86	Clement, Cole	TE	6-4	240	Fr.	Springville, UT / Springville HS
26	Criss, Jordyn	CB	6-2	165	Fr.	Arlington, TX / Seguin HS
28	Damuni, Jovesa	RB	6-0	190	R-Fr.	Providence, UT / Ridgeline HS
3	Damuni, Raider	S	6-1	205	Jr.	Provo, UT / Timpview HS
20	DeVries, Cannon	CB	6-0	185	Fr.	North Ogden, UT / Weber HS
31	Doe, Kevin	CB	6-3	205	R-So.	Salt Lake City, UT / East HS
37	Douglas, Joseph	S	6-2	205	Fr.	Stansbury Park, UT / Tooele HS
29	Dunlap, Jayden	CB	6-0	185	R-Sr.	Carson, CA / Cerritos College
97	Dunn, Matthias	K	6-0	200	R-Jr.	Heber City, UT / Wasatch HS
87	Erickson, Ethan	TE	6-5	245	R-Sr.	Laie, HI / Kahuku HS
54	Esera, Siale	LB	6-3	245	R-So.	Provo, UT / Timpview HS
44	Ferrin, Will	K	6-3	175	R-Sr.	Kaysville, UT / Boise State
99	Fetuli, Ulavai	DT	6-4	275	Fr.	Laie, HI / La Habra HS
41	Finau, Lucky	RB	5-11	230	R-So.	Sandy, UT / Alta HS
97	Fonohema, Kinilau	DE	6-5	240	R-Fr.	Mapleton, UT / Springville HS
18	Frischnecht, Reggie	WR	6-4	200	So.	Ephraim, UT / Weber State/Snow College
16	Geilman, Emerson	QB	6-3	200	Fr.	Bountiful, UT / Bountiful HS
75	Gentry, Andrew	OL	6-8	315	R-Jr.	Littleton, CO / Michigan
16	Glasker, Isaiah	LB	6-5	240	R-Jr.	South Jordan, UT/Bingham HS
77	Griffin, Jake	OL	6-5	305	R-So.	Mesa, AZ / Red Mountain HS
26	Grimes, Garrison	LS	6-2	220	R-Sr.	American Fork, UT / Baylor
5	Hagen, Cody	WR	6-0	185	So.	Draper, UT / Corner Canyon HS
17	Hagen, Cole	QB	6-1	185	R-So.	Draper, UT / Corner Canyon HS
21	Hall, Miles	LB	6-1	230	R-So.	St. George, UT / Skyline HS
3	Hillstead, McCae	QB	5-10	195	R-So.	Lehi, UT / Utah State
66	Hingano, Sione	OL	6-5	300	R-Fr.	Chandler, AZ / Chandler HS
71	Jatta, Isaiah	OL	6-6	315	R-Sr.	San Diego, CA / Colorado
0	Johnson, Evan	CB	6-0	185	R-Jr.	Monterey, CA / Stevenson HS
2	Kabeya, Jonathan	CB	5-10	177	So.	Richland Hills, TX / Nelson HS
35	Kalama, Jarinn	S	6-3	205	R-Fr.	Hurricane, UT / Wasatch HS
18	Kaufusi, Ace	LB	6-4	237	R-So.	Kahuku, HI / Kahuku HS
34	Kaufusi, Maika	LB	6-3	235	R-So.	Cottonwood Heights, UT / Alta HS
88	Kelleher, Tucker	TE	6-6	225	Fr.	Alpharetta, GA / Alpharetta HS
17	Kelly, Jack	LB	6-2	242	R-Sr.	Kearns, UT / Weber State
84	Keone, Kila	WR	6-3	175	Fr.	Honolulu, HI / Moanalua HS
11	Kingston, Parker	WR	5-11	185	R-Jr.	Layton, UT / Roy HS
36	Kirkland, Justin	DT	6-3	340	Sr.	West Haven, UT / Oklahoma State
96	Krebs, Kason	RB	6-0	220	R-So.	Peoria, AZ / Mission Viejo HS
61	Lapuaho, Weylin	OL	6-4	310	Sr.	South Jordan, UT / Utah State
93	Latu-Finau, Kelepi	DT	6-5	280	Fr.	Oakland, CA / Alameda HS
59	Latu-Finau, Siosiu	OL	6-5	310	Fr.	Oakland, CA / Alameda HS
27	Leach, Matthias	S	6-3	180	R-Fr.	Fort Worth, TX / Chisolm Trails HS
55	Leausa, Austin	OL	6-5	315	Sr.	Jordan, UT / Southern Utah
76	Lewis, Jeff	OL	6-6	295	Fr.	Orem, UT / Orem HS
7	Lutui, Logan	DE	6-2	260	R-Sr.	West Valley City, UT / Weber State/Hunter HS
10	Maile-Kaufusi, Orion	DE	6-3	245	R-Fr.	Salt Lake City, UT / East HS
51	Makasini, Sonny	OL	6-4	315	R-Jr.	Provo, UT / Timpview HS
4	Martin, LJ	RB	6-2	220	Jr.	El Paso, TX / Canutillo HS
89	McKenzie, Dominique	WR	5-11	180	R-Fr.	St. George, UT / Pine View HS
32	McKenzie, Marcus	CB	5-11	185	R-So.	St. George, UT / Pine View HS
50	McManus, Maverick	DT	6-5	270	Fr.	Saratoga Springs, UT / Westlake HS
34	Miska, Charles	RB	5-11	215	R-Fr.	Lorton, VA / South County HS
63	Mitchell, Bruce	OL	6-4	305	R-Jr.	Kamas, UT/South Summit HS
30	Moa, Sione	RB	5-10	215	So.	Provo, UT / Timpview HS
82	Moeaki, Noah	TE	6-3	245	R-Fr.	American Fork, UT / American Fork HS
0	Nacua, Tei	WR	6-2	185	R-Fr.	Provo, UT / Timpview HS
21	Nawahine, Enoch	RB	5-10	205	R-Sr.	Kahuku, HI / Utah State
45	Nead, Keayen	TE	6-5	265	Jr.	Sugar City, ID / New Mexico
80	Nye, Jacob	TE	6-5	235	Fr.	Melissa, TX / Melissa HS
85	Olsen, Anthony	TE	6-4	250	R-Jr.	Salt Lake City, UT / Olympus HS
74	Ostler, Trevin	OL	6-4	320	R-Jr.	Bountiful, UT / Bountiful HS

#	NAME	POS.	HT.	WT.	YR.	HOMETOWN/LAST SCHOOL
72	Pafoke, Kaufusi	DT	6-3	345	Sr.	Kahuku, HI / Weber State
67	Pay, Trevor	OL	6-3	295	R-Fr.	Highland, UT / Lone Peak HS
38	Payne, Logan	RB	5-10	210	Fr.	Pleasant View, UT / Weber HS
42	Payne, Tyler	LB	6-1	220	Fr.	Pleasant View, UT / Weber HS
13	Phillips, Jojo	WR	6-5	205	R-So.	Lancaster, CA / Sierra Canyon HS
45	Po'uha, Viliani	DE	6-3	270	So.	South Jordan, UT / Bingham HS
22	Prassas, Tommy	S	6-2	195	So.	Chandler, AZ / Basha HS
95	Puefua, Alvin	DT	6-5	310	So.	Salt Lake City, UT / Hawaii
94	Purcell, Anisi	DT	6-3	305	R-Jr.	West Bountiful, UT / Southern Utah
29	Reay, Rowan	WR	6-4	190	Jr.	Provo, UT / Timpview HS
12	Rex, Preston	RB	6-0	195	R-So.	San Clemente, CA / San Clemente HS
2	Roberts, Chase	WR	6-4	210	R-Sr.	Highland, UT / American Fork HS
22	Roberts, Trey	WR	6-1	185	Fr.	American Fork, UT / American Fork HS
20	Ryan, Carsen	TE	6-4	250	R-Sr.	Orem, UT / Utah
11	Satuala, Faletau	S	6-4	210	So.	Bountiful, UT / Bountiful HS
48	Schoonover, Bodie	DE	6-3	265	R-Jr.	American Fork, UT / American Fork HS
64	Sfarcic, Kyle	OL	6-4	310	R-Jr.	Peoria, AZ / Southern Utah
31	Shurtz, Fuller	P	5-11	179	So.	Katy TX / Katy HS
43	Smith, Ty	LS	6-0	195	Fr.	Gilbert, AZ / Highland HS
57	Tanuvasa, Keanu	DT	6-4	300	R-Jr.	Mission Viejo, CA / Utah
55	Taumoepeau, John	DT	6-2	300	Sr.	Renton, WA / Snow College
5	Taumoepeau, Nusi	DE	6-3	245	Fr.	Saratoga Springs, UT / Westlake HS
52	Tautua, Vincent	DE	6-3	260	Fr.	Ewa Beach, HI / Saint Louis HS
78	Thomason, Ethan	OL	6-8	305	Fr.	Fort Collins, CO / Richmond Hills HS
43	Tuakoi, Naki	LB	6-3	220	R-Fr.	Oakland, CA / Fremont HS
98	Tuala, Sani	DE	6-5	270	R-So.	Sydney, Australia / Citrus College
70	Tupou, Ikinasio	OL	6-6	295	R-Fr.	Palo Alto, CA / Palo Alto HS
35	Vander Haar, Sam	P	6-0	220	R-Jr.	Melbourne, Australia / Pittsburgh
24	VanSteenkiste, Payton	S	5-11	195	R-Fr.	Rigby, ID / Rigby HS
46	Wall, Kendal	DT	6-4	235	Fr.	Herriman, UT / Mountain Ridge HS
28	Wall, Tanner	S	6-1	205	R-Sr.	Arlington, VA / Yorktown HS
15	Waller III, Lamason	WR	6-1	190	Fr.	Hesperia, CA / Oak Hills HS
23	Watson, Pierson	LB	6-3	225	Fr.	Flagstaff, AZ / Cococino HS
68	Williams, Andrew	OL	6-8	295	Fr.	Kirksville, MO / Kirksville HS
24	Wood, Ethan	TE	6-5	250	So.	Heber City, UT / New Mexico State
32	Zundel, Will	TE	6-5	240	R-Fr.	Highland, UT / American Fork HS



Player bios and more details
on each player online at
BYUCougars.com
(byucougars.com/sports/football/roster)

PRONUNCIATION

Tausili Akana	Tou-see-lee Ah-kah-nuh	Tei Nacua	Tay Nah-KOO-uh
Therrian Alexander	Thare-ee-an	Enoch Nawahine	Ee-nick Nah-wah-hee-nay
Talan Alfrey	Tallen AL-free	Keayen Nead	KEE-an Need
Ephraim Asiata	AH-see-AH-tah	Kaufusi Pafoke	Kah-foo-see Pah-FOH-kay
Bachmeier	BOCK-my-er	Viliani Po-uha	Vil-ee-AH-mee Po-OO-ha
Mory Bamba	More-ee BOM-bah	Tommy Prassas	Pras-as
Tayvion Beasley	Tay-vee-on	Alvin Puefua	Pew-FOO-uh
Treyson Bourguet	Bore-GAY	Anisi Purcell	AH-NEE-see
Siosefa Brown	See-oh-sef-uh	Rowan Reay	Ray
Choe Bryant-Strother	Chay Bryant-Stroth-er	Faletau Satuala	FALL-eh-tau SAW-too-all-uh
Jordyn Criss	Jordan Criss	Bodie Schoonover	Skoo-nover
Jovesa Damuni	Jo-ves-uh Dah-MOO-nee	Kyle Sfarcic	Star-choke
Raider Damuni	Dah-MOO-nee	Keanu Tanuvasa	KEE-ah-noo TAH-noo-VAH-suh
Cannon DeVries	Can-un DE-prise	Nusi Taumoepeau	New-see Tou-moy-pay-ow
Siale Esera	See-all-ay Es-sare-uh	Vincent Tautua	Tou-too-uh
Uluvai Fetuli	OO-luh-vye Feh-too-lee	Naki Tuakoi	Nah-kee TOO-uh-koy
Lucky Finau	Fee-now	Sani Tuala	Saw-nee TOO-ALL-uh
Kinilau Fonohema	Kee-nee-lau Foh-no-hem-uh	Ikinasio Tupou	ee-kee-nah-see-oh TOO-poh
Reggie Frischnecht	Frish-nect	Sam Vander Haar	Vander-Har
Emerson Geilman	Guile-man	Kalani Sitake	kah-lah-nee see-tah-kay
Sione Hingano	See-OH-nay Hing-GAH-no	Fesi Sitake	FES-ee see-tah-kay
Ace Kaufusi	Kah-foo-see	Justin Ena	EN-Uh
Isaiah Jatta	Jah-tuh	Jernaro Gilford	Jer-nar-oh
Jonathan Kabeya	Kah-bay-uh	Sione Po'uha	See-oh-nay PoOO-ha
Maika Kaufusi	Kah-foo-see	Harvey Unga	Oong-ah
Kila Keone	Kee-luh KEE-OH-nay		
Weylin Lapuaho	Way-lin Lah-poo-ah-ho		
Kelepi Latu-Finau	Keh-leh-pee Lah-too Fee-now		
Siosiu Latu-Finau	See-oh-see-wah **		
Austin Leausa	Lay-OO-suh		
Logan Lutui	Loo-TOO-ee		
Maile-Kaufusi	MY-lay Kah-foo-see		
Sonny Makasini	Mah-kah-see-nee		
Sione Moa	See-OH-nay Mo-uh		
Noah Moeaki	MOH-ee-AH-kee		



NUMERICAL ROSTER

#	NAME	POS.	HT.	WT.	YR.	HOMETOWN/LAST SCHOOL
0	Johnson, Evan	CB	6-0	185	R-Jr.	Monterey, CA / Stevenson HS
0	Nacua, Tei	WR	6-2	185	R-Fr.	Provo, UT / Timpview HS
1	Alexander III, Therrian	CB	6-2	175	So.	Ellenwood, GA / Southwest Dekalb HS
2	Kabeya, Jonathan	CB	5-10	177	So.	Richland Hills, TX / Nelson HS
2	Roberts, Chase	WR	6-4	210	R-Sr.	Highland, UT / American Fork HS
3	Damuni, Raider	S	6-1	205	Jr.	Provo, UT / Timpview HS
3	Hillstead, McCae	QB	5-10	195	R-So.	Lehi, UT / Utah State
4	Bamba, Mory	CB	6-3	190	R-Sr.	Menomonee Falls, WI / Tyler JC
4	Martin, LJ	RB	6-2	220	Jr.	El Paso, TX / Canutillo HS
5	Hagen, Cody	WR	6-0	185	So.	Draper, UT / Corner Canyon HS
5	Taumoepeau, Nusi	DE	6-3	245	Fr.	Saratoga Springs, UT / Westlake HS
7	Lutui, Logan	DE	6-2	260	R-Sr.	West Valley City, UT / Weber State/Hunter HS
10	Bourguet, Treyson	QB	6-2	205	R-Jr.	Tucson, AZ / Western Michigan
10	Maile-Kaufusi, Orion	DE	6-3	245	R-Fr.	Salt Lake City, UT / East HS
11	Kingston, Parker	WR	5-11	185	R-Jr.	Layton, UT / Roy HS
11	Satuala, Faletau	S	6-4	210	So.	Bountiful, UT / Bountiful HS
12	Rex, Preston	RB	6-0	195	R-So.	San Clemente, CA / San Clemente HS
13	Akana, Tausili	DE	6-3	235	R-So.	Laie, HI / Texas
13	Phillips, Jojo	WR	6-5	205	R-So.	Lancaster, CA / Sierra Canyon HS
15	Beasley, Tayvion	CB	5-10	180	Jr.	Inglewood, CA / San Diego State
15	Waller III, Lamason	WR	6-1	190	Fr.	Hesperia, CA / Oak Hills HS
16	Geilman, Emerson	QB	6-3	200	Fr.	Bountiful, UT / Bountiful HS
16	Glasker, Isaiah	LB	6-5	240	R-Jr.	South Jordan, UT/Bingham HS
17	Hagen, Cole	QB	6-1	185	R-So.	Draper, UT / Corner Canyon HS
17	Kelly, Jack	LB	6-2	242	R-Sr.	Kearns, UT / Weber State
18	Frischknecht, Reggie	WR	6-4	200	So.	Ephraim, UT / Weber State/Snow College
18	Kaufusi, Ace	LB	6-4	237	R-So.	Kahuku, HI / Kahuku HS
19	Bachmeier, Tiger	WR	6-1	190	Jr.	Murrieta, CA / Stanford
20	DeVries, Cannon	CB	6-0	185	Fr.	North Ogden, UT / Weber HS
20	Ryan, Carsen	TE	6-4	250	R-Sr.	Orem, UT / Utah
21	Hall, Miles	LB	6-1	230	R-So.	St. George, UT / Skyline HS
21	Nawahine, Enoch	RB	5-10	205	R-Sr.	Kahuku, HI / Utah State
22	Prassas, Tommy	S	6-2	195	So.	Chandler, AZ / Basha HS
22	Roberts, Trey	WR	6-1	185	Fr.	American Fork, UT / American Fork HS
23	Watson, Pierson	LB	6-3	225	Fr.	Flagstaff, AZ / Cococino HS
24	VanSteenkiste, Payton	S	5-11	195	R-Fr.	Rigby, ID / Rigby HS
24	Wood, Ethan	TE	6-5	250	So.	Heber City, UT / New Mexico State
24	Alfrey, Talan	S	6-2	205	R-Sr.	Auburn, WA / Auburn Mountainview HS
26	Criss, Jordyn	CB	6-2	165	Fr.	Arlington, TX / Seguin HS
26	Grimes, Garrison	LS	6-2	220	R-Sr.	American Fork, UT / Baylor
27	Leach, Matthias	S	6-3	180	R-Fr.	Fort Worth, TX / Chisolm Trails HS
28	Damuni, Jovesa	RB	6-0	190	R-Fr.	Providence, UT / Ridgeline HS
28	Wall, Tanner	S	6-1	205	R-Sr.	Arlington, VA / Yorktown HS
29	Dunlap, Jayden	CB	6-0	185	R-Sr.	Carson, CA / Cerritos College
29	Reay, Rowan	WR	6-4	190	Jr.	Provo, UT / Timpview HS
30	Alford, Max	LB	6-1	230	Jr.	Park City, UT / Park City HS
30	Moa, Sione	RB	5-10	215	So.	Provo, UT / Timpview HS
31	Doe, Kevin	CB	6-3	205	R-So.	Salt Lake City, UT / East HS
31	Shurtz, Fuller	P	5-11	179	So.	Katy TX / Katy HS
32	McKenzie, Marcus	CB	5-11	185	R-So.	St. George, UT / Pine View HS
32	Zundel, Will	TE	6-5	240	R-Fr.	Highland, UT / American Fork HS
33	Bryant-Strother, Choe	LB	6-3	240	R-Sr.	Atlanta, GA / UCLA
34	Kaufusi, Maika	LB	6-3	235	R-So.	Cottonwood Heights, UT / Alta HS
34	Miska, Charles	RB	5-11	215	R-Fr.	Lorton, VA / South County HS
35	Kalama, Jarinn	S	6-3	205	R-Fr.	Hurricane, UT / Wasatch HS
35	Vander Haar, Sam	P	6-0	220	R-Jr.	Melbourne, Australia / Pittsburgh
36	Krebs, Kason	RB	6-0	220	R-So.	Peoria, AZ / Mission Viejo HS
37	Douglas, Joseph	S	6-2	205	Fr.	Stansbury Park, UT / Tooele HS
38	Payne, Logan	RB	5-10	210	Fr.	Pleasant View, UT / Weber HS
39	Clark, Crew	S	6-1	195	Fr.	Sugar City, ID / Sugar-Salem HS
41	Finau, Lucky	RB	5-11	230	R-So.	Sandy, UT / Alta HS
42	Payne, Tyler	LB	6-1	220	Fr.	Pleasant View, UT / Weber HS
43	Smith, Ty	LS	6-0	195	Fr.	Gilbert, AZ / Highland HS
43	Tuakoi, Naki	LB	6-3	220	R-Fr.	Oakland, CA / Fremont HS
43	Asiata, Ephraim	DE	6-3	210	So.	West Valley, UT / Herriman HS
44	Ferrin, Will	K	6-3	175	R-Sr.	Kaysville, UT / Boise State
45	Nead, Keayen	TE	6-5	265	Jr.	Sugar City, ID / New Mexico
45	Po'uha, Viliani	DE	6-3	270	So.	South Jordan, UT / Bingham HS
46	Wall, Kendal	DT	6-4	235	Fr.	Herriman, UT / Mountain Ridge HS
47	Alfrey, Berkley	LB	6-0	230	Fr.	Auburn, WA / Auburn Mountainview HS
47	Bachmeier, Bear	QB	6-2	220	Fr.	Murrieta, CA / Stanford
48	Schoonover, Bodie	DE	6-3	265	R-Jr.	American Fork, UT / American Fork HS
50	McManus, Maverick	DT	6-5	270	Fr.	Saratoga Springs, UT / Westlake HS
51	Makasini, Sonny	OL	6-4	315	R-Jr.	Provo, UT / Timpview HS
52	Tautua, Vincent	DE	6-3	260	Fr.	Ewa Beach, HI / Saint Louis HS
54	Esera, Siale	LB	6-3	245	R-So.	Provo, UT / Timpview HS
55	Leausa, Austin	OL	6-5	315	Sr.	Jordan, UT / Southern Utah
55	Taumoepeau, John	DT	6-2	300	Sr.	Renton, WA / Snow College
57	Tanuvasa, Keanu	DT	6-4	300	R-Jr.	Mission Viejo, CA / Utah
59	Brown, Siosefa	DE	6-4	230	Fr.	Salt Lake City, UT / Highland HS

#	NAME	POS.	HT.	WT.	YR.	HOMETOWN/LAST SCHOOL
59	Latu-Finau, Siosiaua	OL	6-5	310	Fr.	Oakland, CA / Alameda HS
61	Lapuaho, Weylin	OL	6-4	310	Sr.	South Jordan, UT / Utah State
63	Mitchell, Bruce	OL	6-4	305	R-Jr.	Kamas, UT/South Summit HS
64	Starcioc, Kyle	OL	6-4	310	R-Jr.	Peoria, AZ / Southern Utah
65	Alexander, Brigham	OL	6-5	320	Fr.	San Tan Valley, AZ / Benjamin Franklin HS
66	Hingano, Sione	OL	6-5	300	R-Fr.	Chandler, AZ / Chandler HS
67	Pay, Trevor	OL	6-3	295	R-Fr.	Highland, UT / Lone Peak HS
68	Williams, Andrew	OL	6-8	295	Fr.	Kirksville, MO / Kirksville HS
70	Tupou, Ikinasio	OL	6-6	295	R-Fr.	Palo Alto, CA / Palo Alto HS
71	Jatta, Isaiah	OL	6-6	315	R-Sr.	San Diego, CA / Colorado
72	Brown, Joe	OL	6-4	305	R-Fr.	Cedar Hills, UT / Lone Peak HS
72	Pafoke, Kaufusi	DT	6-3	345	Sr.	Kahuku, HI / Weber State
74	Ostler, Trevin	OL	6-4	320	R-Jr.	Bountiful, UT / Bountiful HS
75	Gentry, Andrew	OL	6-8	315	R-Fr.	Littleton, CO / Michigan
76	Lewis, Jeff	OL	6-6	295	Fr.	Orem, UT / Orem HS
77	Griffin, Jake	OL	6-5	305	R-So.	Mesa, AZ / Red Mountain HS
78	Thomason, Ethan	OL	6-8	305	Fr.	Fort Collins, CO / Richmond Hills HS
79	Chidester, Kaden	OL	6-8	325	R-So.	Richfield, UT / Richfield HS
80	Nye, Jacob	TE	6-5	235	Fr.	Melissa, TX / Melissa HS
82	Moeaki, Noah	TE	6-3	245	R-Fr.	American Fork, UT / American Fork HS
84	Keone, Kila	WR	6-3	175	Fr.	Honolulu, HI / Moanalua HS
85	Olsen, Anthony	TE	6-4	250	R-Jr.	Salt Lake City, UT / Olympus HS
86	Clement, Cole	TE	6-4	240	Fr.	Springville, UT / Springville HS
87	Erickson, Ethan	TE	6-5	245	R-Sr.	Laie, HI / Kahuku HS
88	Kelleher, Tucker	TE	6-6	225	Fr.	Alpharetta, GA / Alpharetta HS
89	McKenzie, Dominique	WR	5-11	180	R-Fr.	St. George, UT / Pine View HS
90	Clegg, Hunter	DE	6-4	248	Fr.	American Fork, UT / American Fork HS
93	Latu-Finau, Kelepi	DT	6-5	280	Fr.	Oakland, CA / Alameda HS
94	Purcell, Anisi	DT	6-3	305	R-Jr.	West Bountiful, UT / Southern Utah
95	Puefua, Alvin	DT	6-5	310	So.	Salt Lake City, UT / Hawaii
96	Kirkland, Justin	DT	6-3	340	Sr.	West Haven, UT / Oklahoma State
97	Dunn, Matthias	K	6-0	200	R-Jr.	Heber City, UT/Wasatch HS
97	Fonohema, Kinilau	DE	6-5	240	R-Fr.	Mapleton, UT / Springville HS
98	Tuala, Sani	DE	6-5	270	R-So.	Sydney, Australia / Citrus College
99	Fetuli, Ulavai	DT	6-4	275	Fr.	Laie, HI / La Habra HS



Player bios and more details
on each player online at
BYUCougars.com
(byucougars.com/sports/football/roster)

PRONUNCIATION

Tausili Akana	Tou-see-lee Ah-kah-nuh	Tei Nacua	Tay Nah-KOO-uh
Therrian Alexander	Thare-ee-an	Enoch Nawahine	Ee-nick Nah-wah-hee-nay
Talan Alfrey	Tallen AL-free	Keayen Nead	KEE-an Need
Ephraim Asiata	AH-see-AH-tah	Kaufusi Pafoke	Kah-foo-see Pah-FOH-kay
Bachmeier	BOCK-my-er	Viliani Po-uha	Vil-ee-AH-mee Po-OO-ha
Mory Bamba	More-ee BOM-bah	Tommy Prassas	Prass-as
Tayvion Beasley	Tay-vee-on	Alvin Puefua	Pew-F00-uh
Treyson Bourguet	Bore-GAY	Anisi Purcell	Ah-NEE-see
Siosefa Brown	See-oh-sef-uh	Rowan Reay	Ray
Choe Bryant-Strother	Chay Bryant-Stroth-er	Faletau Satuala	FALL-eh-tau SAW-too-all-uh
Jordyn Criss	Jordan Criss	Bodie Schoonover	Skoo-nover
Jovesa Damuni	Jo-ves-uh Dah-MOO-nee	Kyle Starcioc	Star-choke
Raider Damuni	Dah-MOO-nee	Keanu Tanuvasa	KEE-ah-noo TAH-noo-VAH-suh
Cannon DeVries	Can-un DE-vrise	Nusi Taumoepeau	New-see Tou-moy-pay-ow
Siale Esera	See-all-ay Es-sare-uh	Vincent Tautua	Tou-too-uh
Uluvai Fetuli	OO-luh-vye Feh-too-lee	Naki Tuakoi	Nah-kee TOO-uh-koy
Lucky Finau	Fee-now	Sani Tuala	Saw-nee Too-ALL-uh
Kinilau Fonohema	Kee-nee-lau Foh-no-hem-uh	Ikinasio Tupou	ee-kee-nah-see-oh TOO-poh
Reggie Frischnecht	Frish-nect	Sam Vander Haar	Vander-har
Emerson Geilman	Guile-man	Kalani Sitake	kah-lah-nee see-tah-kay
Sione Hingano	See-OH-nay Hing-GAH-no	Fesi Sitake	FES-ee see-tah-kay
Ace Kaufusi	Kah-foo-see	Justin Ena	EN-Uh
Isaiah Jatta	Jah-tuh	Jernaro Gilford	Jer-nar-oh
Jonathan Kabeya	Kah-bay-uh	Sione Po'uha	See-oh-nay PoOO-ha
Maika Kaufusi	Kah-foo-see	Harvey Unga	Oong-ah
Kila Keone	Kee-luh KEE-OH-nay		
Weylin Lapuaho	Way-lin Lah-poo-ah-ho		
Kelepi Latu-Finau	Keh-leh-pee Lah-too Fee-now		
Siosiaua Latu-Finau	See-oh-see-wah ""		
Austin Leausa	Lay-00-suh		
Logan Lutui	Loo-TOO-ee		
Maile-Kaufusi	MY-lay Kah-foo-see		
Sonny Makasini	Mah-kah-see-nee		
Sione Moa	See-OH-nay Mo-uh		
Noah Moeaki	MOH-ee-AH-kee		



2025 NEWCOMERS

BYU will several new faces to the 2025 fall roster, including more than 25 true freshmen. The Cougars also more than a dozen players via the transfer portal and junior college ranks.

Name	Position	HT	WT	Year	Hometown / Previous School
Akana, Tausili*	DE	6-3	235	R-So.	Laie, HI / Texas
Alexander, Brigham*	OL	6-8	320	Fr.	San Tan Valley, AZ / Benjamin Franklin HS
Alford, Max	LB	6-1	215	Jr.	Park City, UT / Utah State
Alfrey, Berkley*	LB	6-0	235	Fr.	Auburn, WA / Auburn Mountainview HS
Bachmeier, Bear	QB	6-2	225	Fr.	Murrieta, CA / Stanford
Bachmeier, Tiger	WR	6-1	190	Jr.	Murrieta, CA / Stanford
Beasley, Tayvion	CB	5-10	190	Jr.	Inglewood, CA / San Diego State
Brown, Siosefa	DE	6-4	230	Fr.	Salt Lake City, UT / Highland HS
Clark, Crew*	S	6-1	195	Fr.	Sugar City, ID / Sugar-Salem HS
Clegg, Hunter*	DE	6-4	245	Fr.	American Fork, UT / American Fork HS
Clement, Cole*	TE	6-4	240	Fr.	Springville, UT / Springville HS
Criss, Jordyn	CB	6-2	170	Fr.	Arlington, TX / Seguin HS
Devries, Cannon*	CB	6-0	185	Fr.	North Ogden, UT / Weber HS
Douglas, Joseph*	S	6-2	208	Fr.	Stansbury Park, UT / Tooele HS
Fetuli, Ulavai	DT	6-4	250	Fr.	Laie, HI / La Habra HS
Finau, Kelepi	DT	6-5	265	Fr.	Oakland, CA / Alameda HS
Finau, Siosiaua	OL	6-5	275	Fr.	Oakland, CA / Alameda HS
Frischknecht, Reggie	WR	6-4	200	So.	Manti, UT / Snow College
Geilman, Emerson	QB	6-3	200	Fr.	Bountiful, UT / Bountiful HS
Gentry, Andrew*	OL	6-8	315	R-Jr.	Littleton, CO / Michigan
Grimes, Garrison*	LS	6-2	220	R-Sr.	American Fork, UT / Baylor
Keone, Kila*	WR	6-3	170	Fr.	Honolulu, HI / Moanalua HS
Kirkland, Justin	DT	6-3	345	Sr.	Roy, UT / Oklahoma State
Lewis, Jeff*	OL	6-6	300	Fr.	Orem, UT / Orem HS
McManus, Maverick	DT	6-5	250	Fr.	Saratoga Springs / Westlake HS
Nead, Keayen	TE	6-5	260	Jr.	Sugar City, ID / New Mexico
Nye, Jacob	TE	6-4	234	Fr.	Melissa, TX / Melissa HS
Payne, Logan*	RB	5-10	215	Fr.	Pleasant View, UT / Weber HS
Payne, Tyler*	LB	6-1	220	Fr.	Pleasant View, UT / Weber HS
Pafoke, Kaufusi	DT	6-3	345	Sr.	Kahuku, HI / Weber State
Puefua, Alvin	DT	6-5	310	So.	Salt Lake City, UT / Hawaii
Roberts, Trey	WR	6-1	190	Fr.	Highland, UT / American Fork HS
Ryan, Carsen*	TE	6-4	250	R-Sr.	Orem, UT / Utah
Sfarcicoc, Kyle*	OL	6-4	310	R-Jr.	Peoria, AZ / Southern Utah
Shurtz, Fuller*	P	5-11	179	So.	Katy TX / Katy HS
Smith, Ty*	LS	6-0	195	Fr.	Gilbert, AZ / Highland HS
Tanuvasa, Keanu*	DT	6-4	300	R-Jr.	Mission Viejo, CA / Utah
Taumoepeau, Nusi	DE	6-3	225	Fr.	Saratoga Springs, UT / Westlake HS
Tautua, Vincent*	DE	6-3	250	Fr.	Ewa Beach, HI / Saint Louis HS
Thomason, Ethan*	OL	6-8	305	Fr.	Fort Collins, CO / Richmond Hills HS
Wall, Kendal	DT	6-4	235	Fr.	Herriman, UT / Mountain Ridge HS
Waller III, Lamason*	WR	6-1	190	Fr.	Hesperia, CA / Oak Hills HS
Watson, Pierson*	LB	6-3	225	Fr.	Flagstaff, AZ / Cococino HS
Wood, Ethan	TE	6-5	255	So.	Heber City, UT / New Mexico State
Williams, Andrew*	OL	6-8	295	Fr.	Kirksville, MO / Kirksville HS

*Participated in spring football



POSITION BREAKDOWN - OFFENSE

QUARTERBACK					Career GP	Career GS	2024 GP	2024 GS	Notables
47	Bachmeier, Bear	6-2	220	Fr.	-	-	-	-	4-star QB/Murrieta Valley HS/Transfer from Stanford/6,810 pass yards-59 TD/1,724 rush yards-33 TD
10	Bourguet, Treyson	6-2	210	R-Jr.	10	8	-	-	Transfer from Western Michigan, played in 10 games over two seasons with eight starts (DNP in 2024)
16	Geilman, Emerson	6-3	200	Fr.	-	-	-	-	Bountiful HS, 2,465 pass yards-22 TD/829 rush yards/14 TD
17	Hagen, Cole	'6-1	185	R-So.	-	-	-	-	Prepped at Corner Canyon High School in Draper, Utah
3	Hillstead, McCae	5-10	195	R-So.	8	4	-	-	Started 4 of 8 games at Utah State, completing 94 or 158 passes for 1,062 yards/11 TDs (RS in 2024)
RUNNING BACK									
28	Damuni, Jovesa	6-0	190	R-Fr.	-	-	-	-	Played RB, WR and DB as an all-state player at Ridgeline HS in Providence, UT (RS in 2024)
41	Finau, Lucky	5-11	230	R-So.	-	-	-	-	Moved from LB to RB at the end of the 2024 season, prepped at Alta HS
36	Krebs, Kason	6-0	220	R-So.	-	-	-	-	Switched from LB to RB, came from SUU
4	Martin, LJ	6-2	225	Jr.	20	13	10	8	Led team w/ 718 rushing yards, 7 TDs, named Offensive MVP of Alamo Bowl (88 yds, 2 TD, 2 rec, 33 yds)
34	Miska, Charles	5-11	215	R-Fr.	-	-	-	-	Prepped at South County HS in Virginia - Scout team player of the week vs. SMU
30	Moa, Sione	5-10	215	So.	11	1	11	1	Started first career game vs. Kansas State (15 carries, 76 yards, 1 TD, 3 receptions, 17 yards), 3 TDs in 2024
21	Nawahine, Enoch	5-10	205	R-Sr.	21	1	10	1	Scored first career TD on the road at SMU, had 19 carries at Baylor
38	Payne, Logan	5-10	210	Fr.	-	-	-	-	Played RB and LB at Weber HS, son of former BYU P Matt Payne
12	Rex, Preston	6-0	195	R-So.	11	-	-	-	Moved from S to RB in fall 2025, appeared in nine games in 2023, posting 17 total tackles, missed 2024
WIDE RECEIVERS									
19	Bachmeier, Tiger	6-1	190	Jr.	24	13	12	6	Totalled 46 receptions, 476 yards, 2 TD at Stanford, graduated in 2.5 years
18	Frischknecht, Reggie	6-4	200	So.	-	-	-	-	38 receptions, 740 yards and NJCAA-leading 14 touchdowns in 2024 at Snow College
5	Hagen, Cody	6-0	185	So.	10	-	10	-	2021 Utah Gatorade Player of the Year, 201 receptions, 3,927 yards and 51 TD in HS , 10 games in 2024
84	Keone, Kila	6-3	175	Fr.	-	-	-	-	Prepped at Moanalua HS
11	Kingston, Parker	5-11	185	R-Jr.	26	-	13	-	2 PR for TD in 2024, Caught a 20-yard TD and threw a 33-yard TD vs. Arizona (HS quarterback)
89	McKenzie, Dominique	5-11	175	R-Fr.	2	-	2	-	149 receptions, 3,208 yards and 30 touchdowns at Pine View HS, RS in 2024 (2 games)
0	Nacua, Tei	6-2	180	R-Fr.	4	-	4	-	Youngest of Nacua Brothers (Isaiah, Kai, Samson, Puka), RS in 2024 (4 games)
13	Phillips, Jojo	6-5	205	R-So.	16	2	13	2	Caught 10 passes, 211 yards and 2 TD in 2024, played in all 13 games
29	Reay, Rowan	6-4	190	Jr.	1	-	1	-	Appeared in the Valero Alamo Bowl, prepped at Timpview HS (43 rec, 597 yards, 3 TD as a senior)
2	Roberts, Chase	6-4	210	R-Sr.	36	27	13	13	Led BYU with 52 rec, 854 yards in 2024, had 3 100-yard games last season, 36 career games, 27 starts
22	Roberts, Trey	6-1	185	Fr.	-	-	-	-	Younger brother of WR Chase Roberts, also prepped at American Fork
15	Waller III, Lamason	6-1	190	Fr.	--	-	-	-	Four-star receiver out of Oak Hills HS in California, 2,945 career receiving yards and 41 touchdowns
TIGHT END									
86	Clement, Cole	6-4	240	Fr.	-	-	-	-	Prepped at Springville HS
87	Erickson, Ethan	6-5	245	R-Sr.	25	4	7	1	Appeared in 7 games in 2024 before injury, has appeared in 25 career games with 4 starts
88	Kelleher, Tucker	6-6	225	Fr.	-	-	-	-	Three-star TE out of Alpharetta, Georgia, First-Team All-Region in Georgia 6A in 2023
82	Moeaki, Noah	6-3	245	R-Fr.	-	-	-	-	Played at American Fork HS, with 89 career receptions for 1,095 yards and 17 TDs (RS in 2024)
45	Nead, Keayen	6-5	265	Jr.	-	-	-	-	Appeared in 20 games at Weber State, signed with New Mexico before transfer to BYU
80	Nye, Jacob	6-5	235	Fr.	-	-	-	-	Melissa HS product from Texas, posted 44 receptions for 734 yards and 13 TD senior year
85	Olsen, Anthony	6-4	245	R-Jr.	1	-	1	-	Prepped at Olympus HS with 35 receptions, 514 yards and 4 TD senior year, appeared in 1 game in 2024
20	Ryan, Carsen	6-4	250	R-Sr.	29	13	12	5	Played in 12 games with five starts in 2024 at Utah, 10 receptions, 113 yards and 1 TD last season
24	Wood, Ethan	6-5	250	So.	-	-	-	-	Transfer from New Mexico State after 2023 season at Snow College where he caught 13-163, 2 TD in 2023
32	Zundel, Will	6-5	240	R-Fr.	-	-	-	-	Caught 20 balls for 433 yards and 3 TDs as a senior at American Fork HS (RS in 2024)
OFFENSIVE LINE									
65	Alexander, Brigham	6-5	320	Fr.	-	-	-	-	From San Tan Valley, AZ, prepped at Benjamin Franklin HS
72	Brown, Joe	6-4	305	R-Fr.	-	-	-	-	RS in 2024, prepped at Lone Peak HS, older brothers Terrance and Rhen Brown both played football at BYU
79	Chidester, Kaden	6-8	325	R-So.	12	-	12	-	Appeared in 12 games in 2024, mostly on FG/PAT units
75	Gentry, Andrew	6-8	315	R-Jr.	26	2	8	2	Played in 26 games at Michigan with two starts in 2024, two-time Academic All-Big Ten
77	Griffin, Jake	6-5	305	R-So.	-	-	-	-	Prepped at Red Mountain HS in Mesa, Arizona as All-Conference selection (AZPreps365)
66	Hingano, Sione	6-5	300	R-Fr.	-	-	-	-	From Chandler, Arizona, prepped at Chandler HS (RS in 2024)
71	Jatta, Isaiah	6-6	315	R-Sr.	14	3	3	2	Transfer from Colorado, first appearance for BYU at Utah, starts vs. Kansas, ASU (RS in 2024)
61	Lapuaho, Weylin	6-4	310	Sr.	36	36	13	13	Has started every game played in college (Utah State and BYU), All-Big 12 HM in 2024
59	Latu-Finau, Siosiaua	6-5	310	Fr.	-	-	-	-	Prepped at Alameda HS, played OL and DL, has twin brother Kelepi also on the team (DL)
55	Leausa, Austin	6-5	315	Sr.	32	22	11	7	Transfer from Southern Utah, Played in 11 games with 7 starts at BYU in 2024 (G and OT)
51	Makasini, Sonny	6-4	315	R-Jr.	12	7	10	6	Played in 10 games with 6 starts in 2024, saw time at C and G
63	Mitchell, Bruce	6-4	300	R-Jr.	24	6	13	6	Former DL, played in 13 games with 6 starts in 2024, started at C and G, Academic All-Big 12
74	Ostler, Trevin	6-4	320	R-Jr.	-	-	-	-	A member of the scout team in 2024, prepped at Bountiful HS
67	Pay, Trevor	6-3	290	R-Fr.	-	-	-	-	Prepped at Lone Peak HS, younger brother of former BYU OL Connor Pay, father Garry played OL at BYU
64	Sfarcicoc, Kyle	6-4	310	R-Jr.	25	9	9	9	Transfer from SUU, started all 9 games in 2024 for the T-Birds
78	Thomason, Ethan	6-8	305	Fr.	-	-	-	-	Highly-touted prospect from Fort Collins, Colorado, served LDS mission to Missouri
70	Tupou, Ikinasio	6-6	285	R-Fr.	-	-	-	-	Played at Palo Alto High School in California (RS in 2024)
68	Williams, Andrew	6-8	295	Fr.	-	-	-	-	Prepped at Kirksville HS in Missouri
SPECIALISTS									
31	Shurtz, Fuller (P)	5-11	179	Fr.	-	-	-	-	Prepped at Katy HS in Texas
35	Vander Haar, Sam (P)	6-0	219	R-Jr.	13	-	13	-	From Melbourne, Australia, 33 punts for 42.8 yards per punt in 2024
97	Dunn, Matthias (K)	6-0	200	R-Jr.	2	-	2	-	Kicked at Wasatch High School
44	Ferrin, Will (K)	6-3	175	R-Sr.	35	-	13	-	Big 12 Co-Special Teams Player of the Year, BYU single-season record made FG (24), 3 50+ in 2024
26	Grimes, Garrison (LS)	6-2	220	R-Sr.	31	-	31	-	Grad transfer from Baylor, played in 31 games as the primary snapper, father is Wisconsin OC Jeff Grimes
43	Smith, Ty (LS)	6-0	195	Fr.	-	-	-	-	Prepped at Highland HS



Player bios and more details on each player online at **BYUCougars.com**
(byucougars.com/sports/football/roster)



POSITION BREAKDOWN - DEFENSE

DEFENSIVE END					Career GP	Career GS	2024 GP	2024 GS	Notables
13	Akana, Tausili	6-3	235	R-So.	9	-	8	-	Transfer from Texas, originally a 4-star edge prospect out of Skyridge HS
44	Asiata, Ephraim	6-3	210	So.	11	-	11	-	Played in 11 games in 2024 as a true freshman, father is former NFL RB Matt Asiata
59	Brown, Siosefa	6-4	230	Fr.	-	-	-	-	Prepped at Highland High School
90	Clegg, Hunter	6-4	248	Fr.	-	-	-	-	A four-star DE out of American Fork HS, ESPN Top 300
97	Fonohema, Kinilau	6-5	240	R-Fr.	-	-	-	-	Prepped at Springville HS where he had 88 tackles, 18 TFL and 13 sacks in 2023 (RS 2024)
7	Lutui, Logan	6-2	260	R-Sr.	40	10	13	4	40 career games, 10 starts, 55 tackles, 7.5 TFL, 13 games with 4 starts for BYU in 2024
10	Maile-Kaufusi, Orion	6-3	245	R-Fr.	4	-	4	-	Prepped at East High School in Salt Lake City (RS in 2024)
45	Po'uha, Viliani	6-3	270	So.	13	-	13	-	Son of BYU DT coach Sione Po'uha, played in all 13 games in 2024, 9 tackles 2 QBH
48	Schoonover, Bodie	6-3	265	R-Jr.	13	-	13	-	22 games played at BYU including all 13 last season
52	Tautua, Vincent	6-3	260	Fr.	-	-	-	-	Three-star edge prospect out of St. Louis HS in Hawaii
5	Taumoepeau, Nusi	6-3	245	Fr.	-	-	-	-	Originally signed with Stanford, 4-star linebacker out of Westlake HS in Uth
52	Tautua, Vincent	6-3	250	Fr.	-	-	-	-	Prepped at Saint Louis HS in Hawaii
98	Tuala, Sani	6-5	270	R-So.	1	-	1	-	Played first year at Citrus College in California, originally from Australia (RS in 2024)
DEFENSIVE TACKLE									
99	Fetuli, Uluvai	6-4	275	Fr.	-	-	-	-	La Habra HS in California, First-Team All-League selection, 2025 recruiting class
96	Kirkland, Justin	6-3	340	Sr.	26	7	12	1	26 games at Oklahoma State, 11 at Utah Tech, Academic All-Big 12
93	Latu-Finau, Kelepi	6-5	270	Fr.	-	-	-	-	Played defensive line at Alamada HS, twin brother of BYU OL Siosua Finau in 2025 class
50	McManus, Maverick	6-5	270	Fr.	-	-	-	-	Prepped at Westlake High School and had 34 tackles and 12 TFL, 5 sacks as a senior
72	Pafoke, Kaufusi	6-3	345	Sr.	-	-	-	-	Transfer from Weber State
95	Puefua, Alvin	6-5	310	So.	-	-	-	-	Transfer from Hawaii
94	Purcell, Anisi	6-3	305	R-Jr.	24	-	10	-	Played DE at SUU but moving to DT at BYU, posted 21 tackles in 2024 for SUU
57	Tanuvasa, Keanu	6-4	300	R-Jr.	24	19	7	6	Transfer from Utah, 2024 All-Big 12 honorable mention, 2023 CFB Freshman All-America HM
55	Taumoepeau, John	6-2	300	Sr.	12	-	12	-	Snow College transfer, Played in 12 games in 2024 with 12 tackles, 1.5 TFL and 1 sack
46	Wall, Kendall	6-4	235	Fr.	-	-	-	-	From Herriman, Utah, played at Mountain Ridge HS
LINEBACKERS									
30	Alford, Max	6-1	230	Jr.	18	5	4	-	Transfer from Utah State, played 13 games in 2022 as a true FR with 4 starts, 40 tackles, 4.0 TFL in 2022
47	Alfrey, Berkley	6-0	230	Fr.	-	-	-	-	Prepped at Auburn Mountainview HS, younger brother of safety Talan Alfrey
33	Bryant-Strother, Choe	6-3	240	R-Sr.	41	3	9	-	UCLA transfer (played 32 games since 2020); 2024, 11 tckls, 1 TFL
54	Esera, Siale	6-3	245	R-So.	10	-	5	-	2023 played 5 games before injury; 5 games in 2024 (Redshirted), 5 tackles 1 TFL
16	Glasker, Isaiah	6-5	240	R-Jr.	21	9	13	9	Started 9 of 13 games in 2024, led BYU with 14.5 TFL, posted 70 tackles, All-Big 12 honorable mention
21	Hall, Miles	6-1	230	R-So.	9	-	8	-	Played in 8 games in 2024, posted 11 tackles, 0.5 TFL, 1 FF
18	Kaufusi, Ace	6-4	237	R-So.	18	-	5	-	2023, played all 12 gms w/10 tackles, RS in 2024 while playing in 5 total games
34	Kaufusi, Maika	6-3	235	R-So.	-	-	-	-	Younger brother of former BYU linebackers Isaiah and Jackson Kaufusi
17	Kelly, Jack	6-2	245	R-Sr.	41	35	13	13	Starated all 13 games after transfer from Weber State, Big 12 Defensive Newcomer of the Year honorable ment.
42	Payne, Tyler	6-1	220	Fr.	-	-	-	-	Prepped at Weber HS, son of former BYU punter/kicker Matt Payne
43	Tuakoi, Naki	6-3	220	R-Fr.	-	-	-	-	Prepped at Fremont HS (RS in 2024), 4-star linebacker in 2024 class
23	Watson, Pierson	6-3	225	Fr.	-	-	-	-	Prepped at Cococino HS, 56 tackles. 8 TFL and 6 sacks in 2022 as a senior
CORNERBACKS									
1	Alexander III, Therrian	6-2	175	So.	9	-	9	-	Played in 10 games as a true freshman, posted 3 total tackles, 2 PBU
4	Bamba, Mory	6-3	190	R-Sr.	22	6	10	5	Started 5 of 10 games in 2024, totaled 17 tackles, 4 PBU
15	Beasley, Tayvion	5-10	180	Jr.	-	-	-	-	Transfer from San Diego
26	Criss, Jordyn	6-2	165	Fr.	-	-	-	-	All-District selection at Seguin HS in Texas, ran 100-meters in 10.83
20	DeVries, Cannon	6-0	185	Fr.	-	-	-	-	Prepped at Weber HS where he had 148 total tackles and 16 INTs, including 5 pick-sixes in career
31	Doe, Kevin	6-3	205	R-So.	5	-	5	-	Played in five games in 2024
29	Dunlap, Jayden	6-0	185	R-Sr.	9	-	6	-	Cerritos College & LA Harbor College before transfer to BYU, saw action in 5 games in 2024
0	Johnson, Evan	6-0	185	R-Jr.	18	4	12	4	Played in 12 games in 2024 with four starts, posted 16 total tackles, 2 INT, 1 PBU
2	Kabeya, Jonathan	5-10	177	So.	9	-	9	-	Played in 9 games in 2024 as a true freshman, posting 4 total tackles and 1 PBU
32	McKenzie, Marcus	5-11	185	R-So.	11	-	5	-	RS in 2024 after 5 games played, had seven tackles, mostly in special teams in 2023
SAFETIES									
25	Alfrey, Talan	6-2	205	R-Sr.	29	11	12	1	2024, had 9 tackles; scored 58-yard KO-return TD against Houston, 66 career tackles
39	Clark, Crew	6-1	195	Fr.	-	-	-	-	Prepped at Sugar-Salem HS in Sugar City, Idaho where he was an All-State selection
3	Damuni, Raider	6-1	200	Jr.	23	2	12	2	Played in 12 games with 2 starts at safety in 2024, posted 26 tackles, 2.5 tackles for loss, 1 sack
37	Douglas, Joseph	6-2	205	Fr.	-	-	-	-	Prepped at Tooele HS
35	Kalama, Jarinn	6-3	205	R-Fr.	-	-	-	-	Prepped at Wasatch HS (RS in 2024) where he played mostly wide receiver
27	Leach, Matthias	6-3	180	R-Fr.	-	-	-	-	From Fort Worth, Texas (RS in 2024) had 16 tackles and 6 TFL as a senior in 2023
22	Prassas, Tommy	6-2	195	So.	12	-	12	-	20 tackles, FR 30-yd TD vs. K-St.; INT vs. OKST, played in all 13 games as a true freshman
11	Satuala, Faletau	6-4	210	So.	12	-	12	-	9 tackles, had first tackle v. K-State, first INT at UCF, played in 12 games in 2024 as a true freshman
24	VanSteenKiste, Payton	5-11	195	R-Fr.	1	-	1	-	Prepped at Rigby High School in Idaho; saw only action of the year vs. Arizona (RS in 2024)
28	Wall, Tanner	6-1	205	R-Sr.	31	16	13	13	Started all 13 games, 53 total tackles, tied for team lead with 3 INT, Academic All-American



Player bios and more details
on each player online at
BYUCougars.com
(byucougars.com/sports/football/roster)



2024 OFFENSIVE STARTERS (bold=expected to return for 2025)

GAME	QB	RB/WR	RB/WR/TE	WR/TE	WR/TE	WR/TE	LT	LG	C	RG	RT
Southern Illinois	Retzlaff	Ropati	Roberts	Marion	Epps	Hill	Etienne	Lapuaho	C. Pay	Makasini	Keim
at SMU	Retzlaff	Martin	Roberts	Lassiter	Hill	Ta'ase	Etienne	Lapuaho	C. Pay	Makasini	Keim
at Wyoming	Retzlaff	Davis	Roberts	Lassiter	Epps	Ta'ase	Etienne	Lapuaho	C. Pay	Leausa	Keim
Kansas State	Retzlaff	Moa	Roberts	Lassiter	Epps	Hill	Etienne	Lapuaho	C. Pay	Mitchell	Keim
at Baylor	Retzlaff	Nawahine	Roberts	Lassiter	Epps	Erickson	Etienne	Lapuaho	C. Pay	Makasini	Keim
Arizona	Retzlaff	Ropati	Roberts	Lassiter	Marion	Ta'ase	Etienne	Lapuaho	Mitchell	Leausa	Keim
Oklahoma State	Retzlaff	Martin	Roberts	Lassiter	Phillips	Ta'ase	Etienne	Lapuaho	Mitchell	Leausa	Keim
at UCF	Retzlaff	Martin	Roberts	Lassiter	Marion	Ta'ase	Etienne	Lapuaho	Mitchell	Leausa	Keim
at Utah	Retzlaff	Martin	Roberts	Lassiter	Paulo	Ta'ase	Etienne	Lapuaho	C. Pay	Makasini	Keim
Kansas	Retzlaff	Martin	Roberts	Lassiter	Marion	Paulo	Etienne	Lapuaho	C. Pay	Leausa	Jatta
at Arizona State	Retzlaff	Martin	Roberts	Lassiter	Marion	Ta'ase	Etienne	Lapuaho	C. Pay	Leausa	Jatta
Houston	Retzlaff	Martin	Roberts	Lassiter	Marion	Ta'ase	Etienne	Makasini	C. Pay	Mitchell	Lapuaho
Colorado	Retzlaff	Martin	Roberts	Phillips	Marion	Ta'ase	Etienne	Makasini	C. Pay	Leausa	Lapuaho

2024 DEFENSIVE STARTERS (bold=expected to return for 2025)

GAME	E	N	T/E	OE/NICKEL	LB	LB	LB/NICKEL	CB	FS	SS	CB
Southern Illinois	Batty	Nelson	Mangelson	Lutui	Robinson	Taggart	Kelly	Collins	Wall	Harper	E. Johnson
at SMU	Batty	Nelson	Mangelson	Robinson	Glasker	Taggart	Kelly	Collins	Wall	Alfrey	E. Johnson
at Wyoming	Batty	Nelson	Mangelson	Bagnah	Robinson	Taggart	Kelly	Collins	Wall	Wakley	E. Johnson
Kansas State	Batty	Nelson	Mangelson	Bagnah	Glasker	Taggart	Kelly	Robinson	Wall	Wakley	E. Johnson
at Baylor	Batty	Nelson	Mangelson	Lutui	Robinson	Taggart	Kelly	Collins	Wall	Wakley	Bamba
Arizona	Batty	Nelson	Mangelson	Bagnah	Glasker	Taggart	Kelly	Collins	Wall	Wakley	Robinson
Oklahoma State	Batty	Nelson	Mangelson	Robinson	Glasker	Taggart	Kelly	Collins	Wall	Wakley	Bamba
at UCF	Batty	Nelson	Mangelson	Lutui	Robinson	Taggart	Kelly	Collins	Wall	Wakley	Bamba
at Utah	Batty	Nelson	Mangelson	Bagnah	Glasker	Taggart	Kelly	Collins	Wall	Wakley	Robinson
Kansas	Batty	Nelson	Mangelson	Bagnah	Glasker	Taggart	Kelly	Collins	Wall	Wakley	Robinson
at Arizona State	Batty	Nelson	Mangelson	Lutui	Glasker	Taggart	Kelly	Collins	Wall	Damuni	Robinson
Houston	Batty	Nelson	Bagnah	Robinson	Glasker	A. Moa	Kelly	Collins	Wall	Wakley	Bamba
Colorado	Batty	Mangelson	Bagnah	Robinson	Glasker	Taggart	Kelly	Collins	Wall	Damuni	Bamba

TOP RETURNERS FROM 2024

PASSING

NAME	GP	EFFIC	COMP	ATT	YDS	Y/A	PCT	LNG	INT	TD
KINGSTON, Parker	13	245.7	1	3	33	11.0	33.3	33	0	1

RECEIVING

NAME	GP	REC	YDS	Y/R	LNG	TD
ROBERTS, Chase	13	52	854	16.4	62	4
KINGSTON, Parker	13	13	196	15.1	36	1
MARTIN, LJ	10	10	98	9.8	33	2
PHILLIPS, Jojo	13	10	211	21.1	57	2

RUSHING

NAME	GP	ATT	YDS	Y/A	LNG	TD
MARTIN, LJ	13	137	718	5.2	39	7
MOA, Sione	11	29	144	5.0	24	3

DEFENSE

NAME	GP	SOLO	AST	TOT	TFL/YDS	SACK	YDS	INT	YDS	PBU	QBH	FR	YDS	FF	KICK	BLK
GLASKER, Isaiah	13	42	28	70	14.5/72	3.5	28	3	27	4	2	0	0	1	0	0
WALL, Tanner	13	31	22	53	0	0	0	3	51	1	0	0	0	0	0	0
KELLY, Jack	13	33	18	51	10.0/86	5	71	1	0	1	14	1	0	2	0	0
DAMUNI, Raider	12	16	10	26	2.5/19	1	16	0	0	0	0	0	0	0	0	0
PRASSAS, Tommy	13	12	8	20	0	0	0	1	0	0	0	1	30	0	0	0
BAMBA, Mory	10	10	7	17	0	0	0	0	0	4	0	0	0	0	0	0

RETURNING %

Total offense: 22.4%
All-purpose yards: 49.8%
Scoring: 65.0%
Completions: 0.5%
Attempts: 0.8%
Passing yards: 1.1%
Passing TDs: 4.8%
Receptions: 45.6%
Receiving Yards: 48.9%
Receiving TDs: 42.9%
Rushing Attempts: 53.2%
Rushing Yards: 53.2%
Rushing TDs: 55.0%

RETURNING COMBINED STARTS (includes all FBS starts)

OL: 61
WR: 29
S: 29
DT: 26
LB: 25
TE: 17
RB: 15
CB: 10
DE: 6

SCORING

NAME			PAT				PTS
	TD	FG	K	RSH	RCV	PA	
FERRIN, Will	-	24-27	41-41	-	-	-	113
MARTIN, LJ	9	-	-	-	-	-	54
ROBERTS, Chase	4	-	-	-	-	-	24
KINGSTON, Parker	3	-	-	-	-	-	18
MOA, Sione	3	-	-	-	-	-	18
PHILLIPS, Jojo	2	-	-	-	-	-	12
ALFREY, Talan	1	-	-	-	-	-	6
NAWAHINE, Enoch	1	-	-	-	-	-	6
GLASKER, Isaiah	1	-	-	-	-	-	6
PRASSAS, Tommy	1	-	-	-	-	-	6



KALANI SITAKE - HEAD COACH

YEARS AT BYU: 10th year at BYU (72-43) **YEARS OVERALL:** 10th year as head coach, 25 years in coaching

kah-lah-nee
see-tah-kay



Kalani Sitake (kah-lah-nee see-tah-kay) is entering his 10th season overseeing the BYU football program in 2025.

In his 25th overall season as a coach, Sitake leads the program he once played for under legendary Hall of Fame coach LaVell Edwards. A former Cougar running back (1994, 1997-2000), Sitake is the 14th head coach in BYU history and just the fourth since 1972, when Edwards took over the program. Sitake is the first former player under Edwards to be named head coach at BYU.

Sitake and his program moved from the ranks of FBS independents to join the Big 12 Conference in 2023 to take another step forward in the Big 12 Conference. A former Cougar running back (1994, 1997-2000), Sitake has guided BYU to a 72-43 (.626) overall record during his first nine seasons, including an 11-2 record in 2024 while finishing Big 12 play at 7-2 in a four-way tie for first place atop the conference standings. Sitake has guided BYU to double-digit victory seasons in three of the past five years while achieving a 45-18 (.714) record to boast the No. 8 winning percentage among all FBS coaches in that span.

This past season the American Football Coaches Association named Sitake its 2024 Region 4 Coach of the Year and a finalist for AFCA National Coach of the Year. He was also a semifinalist for the prestigious George Munger Award from the Maxwell Football Club given to the nation's top coach. He was named to the Paul "Bear" Bryant Coach of the Year Award Watchlist and the Dodd Trophy Midseason Watch List.

The Cougars finished the year ranked No. 13 in the nation after earned a 36-14 victory over No. 23 Colorado in the Valero Alamo Bowl in front of the most-watched game in the modern era of BYU football with 8 million viewers on ABC—the most-watched bowl game outside of the College Football Playoff in the 2024 season. A capacity crowd of 64,261 also watched the game in person—the second-highest for a Valero Alamo Bowl that did not include a Texas team (other was Oklahoma State and Ohio State in 2004) and the highest attended bowl game outside of the CFP in 2024.

With the invitation to the 2024 Alamo Bowl, Sitake has been part of 15 bowl games during his coaching career. He has been on the winning side 12 times those 15 bowl games, including a 5-2 mark as a head coach at BYU.

Before joining the Big 12 during his tenure in independence, Sitake helped the Cougars achieve notable wins over Arkansas, Baylor, Wisconsin, Michigan State, Mississippi State, Tennessee, USC, Utah, Arizona, Arizona State, Washington State and Boise State, among others. He has also championed BYU's Built4Life career development and NIL program. Built4Life is designed to support BYU student-athletes in developing critical life skills, facilitating professional development opportunities and connecting classroom learning directly to relevant employment opportunities.

Named BYU's head coach on December 19, 2015, Sitake returned to his alma mater from Oregon State, where he served as assistant head coach and defensive coordinator in 2015 under head coach Gary Andersen. Sitake took the helm at BYU after 15 years in the college coaching profession, which included seven seasons serving as a defensive coordinator and four years as an assistant head coach.

Prior to Oregon State, Sitake spent 10 seasons at the University of Utah under head coach Kyle Whittingham, also a former Cougar. Sitake started at Utah in 2005 as the linebackers coach and was promoted to defensive coordinator in 2009 before also being named assistant head coach in 2012. While at Utah, Sitake coached several Pac-12 and Mountain West Conference honorees, including Morris Trophy winners Star Lotulelei (2011) and Nate Orchard (2014).

During his career, Sitake has helped mentor 33 NFL Draft picks, including 13 Cougars since taking over the program. Last year's draft saw left tackle Kingsley Suamataia selected by the Kansas City Chiefs. In 2023, three Cougars drafted included Blake Freeland (4th round), Jaren Hall (5th round) and Puka Nacua (5th round). Nacua earned All-Pro status while finishing as the Offensive Rookie of the Year runner-up after a record-breaking first season in the league. In 2022, RB Tyler Allgeier went to the Atlanta Falcons, where he set a Falcon's rushing record for a rookie with a 1,000-yard season. Allgeier followed the footsteps of other recent Cougar draft picks under Sitake, such as No. 2 overall pick Zach Wilson and offensive tackle Brady Christensen among five players drafted in the 2021, linebackers Sione Takitaki and Fred Warner in 2019 and 2018 and running back Jamaal Williams in 2017. Among their many accomplishments, Williams, BYU's all-time rushing leader, also rushed for more than 1,000 yards in 2022 while leading the NFL in rushing touchdowns, while Warner again earned All-Pro honors being widely regarded as one of the top linebackers in the NFL.

Sitake began his coaching career in 2001 as the defensive backs and special teams coach at Eastern Arizona before becoming a defensive graduate assistant at BYU in 2002 under Gary Crowton. Sitake then joined the staff at Southern Utah where he coached running backs, tight ends and offensive line during the 2003 and 2004 seasons.

He began his BYU playing career in 1994 prior to serving a two-year mission for The Church of Jesus Christ of Latter-day Saints to Oakland, California. After returning and redshirting in 1997, Sitake was a three-year starter at fullback for the Cougars from 1998-2000 under Edwards. A team captain as a senior, Sitake's last game as a player was also the last game coached by the legendary Edwards, who was a great mentor for Sitake.

Born in Nuku'alofa, Tonga, and raised in Laie, Hawai'i and Provo, Utah, Sitake is the nation's first FBS head football coach of Tongan descent. He graduated from BYU in 2000 with a bachelor's degree in English. He and his wife Timberly have four children.

NOTABLES

- 33 NFL Draft picks
- 14 bowl games
- 7 Freshman All-Americans

NFL DRAFT PICKS

- Zach Wilson (1st Rd (2nd overall, New York)
- Star Lotulelei (1st Rd, Carolina)
- Kingsley Suamataia (2nd Rd, Kansas City)
- Koa Misi (2nd Rd, Miami)
- Eric Rowe (2nd Rd, Philadelphia)
- Nate Orchard (2nd Rd, Cleveland)
- Paul Kruger (2nd Rd, Baltimore)
- Sean Smith (2nd Rd, Miami)
- Eric Weddle (2nd Rd, San Diego)
- Brady Christensen (3rd Rd, Carolina)
- Fred Warner (3rd Rd, San Francisco)
- Jeremiah Poutasi (3rd Rd, Tennessee)
- Sione Takitaki (3rd Rd, Cleveland)
- Jamaal Williams (4th Rd, Green Bay)
- Keith McGill (4th Rd, Oakland)
- Paul Soliai (4th Rd, Miami)
- Blake Freeland (4th Rd, Indianapolis)
- Jaren Hall (5th Rd, Minnesota)
- Puka Nacua (5th Rd, LA Rams)
- Tyler Allgeier (5th Rd, Atlanta)
- Treston Decoud (5th Rd, Houston)
- Robert Johnson (5th Rd, Tennessee)
- Stevenson Sylvester (5th Rd, Pittsburgh)
- Brandon Burton (5th Rd, Minnesota)
- Spencer Toone (5th Rd, Tennessee)
- Brice McCain (6th Rd, Houston)
- Kaelin Clay (6th Rd, Tampa Bay)
- Khyiris Tonga (7th Rd, Chicago)
- Chris Wilcox (7th Rd, Tampa Bay)
- Dax Milne (7th Rd, Washington)
- R.J... Stanford (7th Rd, Carolina)
- Joe Kruger (7th Rd, Philadelphia)
- Trevor Reilly (7th Rd, New York Jets)

PLAYING CAREER

- 1994, 1997-2000 BYU fullback
- Team captain 2000
- Signed with Cincinnati Bengals in 2001

EDUCATION/FAMILY

- Bachelor of Arts - English (2000)
- Married to Timberly Fiddle
- 4 children: Skye, Sadie, Kelaokalani, Sylvia
- Birthplace: Nuku'alofa, Tonga

SITAKE COACHING EXPERIENCE

2016-	BYU	Head Coach
2015	Oregon State	Assistant HC/DC
2012-14	Utah	Assistant HC/DC/LB
2009-12	Utah	Def. Coordinator/LB
2005-08	Utah	Linebackers
2004	Southern Utah	Offensive Line/TE
2003	Southern Utah	Running Backs/TE
2002	BYU	GA-Defense
2001	Eastern Arizona	DB/Sp. Teams





Coaches and Support Staff

Athletic Director Brian Santiago
Head Coach Kalani Sitake
Associate HC/DC/Safeties Jay Hill
OC/Quarterbacks Aaron Roderick
Passing Game Coordinator/WR Fesi Sitake
Special Teams Coordinator/DE Kelly Poppinga
Offensive Line/Run Game Coord. TJ Woods
Def.e Pass Game Coord. Cornerbacks Jernaro Gilford
Linebackers Justin Ena
Tight Ends Kevin Gilbride
Defensive Tackles Sione Po'uha
Running Backs Harvey Unga
Senior Analyst Chad Kauha'aha'a
Assistant TE Coach Tyson McDaniel
Assistant QB Coach Matt Mitchell
Assistant Safeties Coach Gavin Fowler
Offensive Analyst Al Pupunu
Offensive Analyst Raelon Singleton
Defensive Analyst Randy Coy, Jr.
Special Teams Analyst Dylan Almond
Offensive Grad Assistant Brandon Kipper
Offensive Grad Assistant Karter Shaw
Defensive Grad Assistant Wesley Johnson
Defensive Grad Assistant Hayden Livingston
Assistant AD for Health & Performance Coleby Clawson
Director of High Performance Skyler Mayne
Director of Strength & Conditioning Ryan Phillis
Associate Director of S & C Nate Potoschnik
Strength & Conditioning Coach Christian Tupou
Strength & Conditioning Coach Zach Shaw
Strength & Conditioning Coach Tim Ismail
Director of Rehabilitation Terrance Motley
Director of Nutrition Dan Wilcox
Director of Football Athletic Training Brett Mortensen
Director of Mental Health Braden Brown
Chief of Staff Jon Swift
General Manager Dave George
Director of Player Personnel Justin Anderson
Director of Player Development Mike Hall
Director of Recruiting Brandon Bradley
Director of On-Campus Recruiting Annie Barham
Director of Alumni Relations Jack Damuni
Director of Scouting Vince Feula
Director of Football Equipment Ops Josh Weier
Director of Compliance for Football Kurt Hunsaker
Director of FB Video & Technology Brayden Woodall
Assistant AD for Football Academics Jasen Ah You
Operations Assistant Clay Aucoin
Executive Assistant to HC Christiana Roberts



KALANI SITAKE
Head Coach
BYU, 2000



JAY HILL
Associate HC/DC/S
Utah, 2000



AARON RODERICK
OC/QB
BYU, 1998



FESI SITAKE
PGC/WR
Southern Utah, 2011



KELLY POPPINGA
Special Teams/DE
BYU, 2007



TJ WOODS
OL/RGC
Azusa Pacific, 2002



JERNARO GILFORD
DEF. PGC/CB
BYU, 2004



KEVIN GILBRIDE
TE
Hawaii, 2003



JUSTIN ENA
LB
BYU, 2001



SIONE PO'UHA
DT
Utah, 2016



HARVEY UNGA
RB
BYU, 2012

JAY HILL ASSOCIATE HEAD COACH • DEFENSIVE COORDINATOR • SAFETIES (3rd year at BYU, 24th overall)



Hometown

- Lehi, Utah

Education

- University of Utah (2000, B.A. Spanish)
- University of Utah (2005, M.A. ESS/ Sports Psychology)

Personal/Family

- Wife, Sara
- Four children, Ashtyn, Alayna, Allie and Jacob
- Served mission for The Church to Puerto Rico

Coaching Experience

- BYU Associate HC, Defensive Coordinator, Safeties coach (2023-present)
- Weber State head coach (2014-22)
- Utah tight ends coach (2007-09; 2013)
- Utah running backs coach (2012)
- Utah cornerbacks coach (2005-06; 2010-11)
- Utah graduate assistant (2001-04)

Coaching Notes

- BYU led the country in interceptions per game at 1.69 per game in 2024
- Coached 2024 defense that allowed just 19.6 points per game, the top mark in the Big 12 and No. 18 nationally.
- BYU finished the season ranked No. 13 nationally in total defense last season, allowing just 308.8 yards per game—the fewest yards per game allowed in the Sitake era and fewest since 2012 (266.1) and No. 4 in the last 25 seasons at BYU.
- 2024 defensive pass efficiency rating of just 105.91, the lowest in the Big 12 and No. 3 nationally.
- 9 seasons as the head coach of the Weber State Wildcats of the Football Championship Subdivision
- Transformed the Wildcat program while becoming Weber State's all-time leader in coaching wins with a record of 68-39.
- Led Weber State to eight-straight winning seasons, six trips to the FCS Playoffs and four Big Sky Conference titles.
- FCS Playoffs six of the last seven seasons while achieving six playoff victories, including a run to the 2019 semifinals.
- The Wildcats won 10 or more games in four of the last five full seasons and have been ranked as high as No. 2 in the nation, the highest ranking in school history.
- Coached 16 players to 26 different All-America honors at Weber State with 91 Big Sky All-Conference awards and multiple Academic All-Big Sky honors.
- Hill is a two-time AFCA Region Coach of the Year

Playing Experience

- Ricks College (1996-97)
- Junior College All-American
- Utah cornerback (1998-99)
- Led the MWC in interceptions; named Second Team WMC (1999)

AARON RODERICK OFFENSIVE COORDINATOR • QUARTERBACKS (8th year at BYU, 27th overall)



Hometown

- Bountiful, Utah

Education

- BYU (2002, M.S. Sociology)
- BYU (1998, B.S. Sociology)

Personal/Family

- Married to Ellen McConnell
- Three children, Rachel, Quin and Leo
- Served mission for The Church to Bogota, Colombia

Coaching Experience

- BYU Offensive Coordinator (2021-present)
- BYU Passing game coordinator, QBs (2018-20)
- Utah Co-offensive coordinator, quarterbacks (2015-16)
- Utah Passing game coordinator, quarterbacks (2014)
- Utah Passing game coordinator, wide receivers (2012-13)
- Utah Co-offensive coordinator, wide receivers (2010)
- Utah Wide receivers (2005-13)
- Southern Utah, Offensive coordinator, quarterbacks, recruiting coordinator (2003-04)
- Snow College, Running backs (2002)
- BYU, Graduate assistant – linebackers (1999), receivers (2000-01)

Coaching Notes

- BYU averaged 31.2 points per game to rank No. 40 nationally in 2024
- Led offense in 2024 that scored at least 30 points nine times in the season, tied for the most in the Sitake era (2020), and scored 30 or more points in nine or more games for only the sixth time in the last 30 years of BYU history.
- Mentored recent NFL quarterbacks Kedon Slovis (FA, Houston Texans) and Draft picks Jaren Hall (2023, 5th round, Minnesota Vikings) and Zach Wilson (2021, No. 2 overall, New York Jets).
- Helped BYU go 11-1 in 2020 and earn a No. 11 final ranking while boasting a top-10 offense
- Helped BYU offense to be one of the most efficient and secure with the football in school history.
- Utah quarterback Travis Wilson played his last two seasons under Roderick and finished his career as the Utah record-holder for QB starts (39) and games played (46) and No. 2 all-time with 24 career wins
- Coached two of the seven Ute receivers in school history to reach 1,000 yards in a season
- Oversaw an SUU offense in 2004 that finished 21st in the NCAA FCS in total offense (412.5 ypg) and 14th in passing offense (270.5 ypg)—at the time a school record

Playing Experience

- Earned All-America honors at Ricks College in Rexburg, Idaho, where he broke the school's single-season punt and kick return record
- After two years at Ricks College from 1994-95, Roderick redshirted at BYU in 1996 as a member of the Cougars' 14-1 Cotton Bowl team
- Went on to start as a receiver and return specialist in 1997 and 1998 and also earned academic all-conference accolades
- BYU went 29-11 in Roderick's three seasons on the team



KELLY POPPINGA SPECIAL TEAMS COORDINATOR • DEFENSIVE ENDS (10th year at BYU, 17th overall)



Hometown

- Evanston, Wyoming

Education

- BYU (2007, B.A. Exercise Science)
- BYU (2010, M.A. Exercise Science)

Personal/Family

- Wife, Rebekah Meier
- Has three daughters
- Brother Brady played football at BYU from 2001-04 and played in the NFL
- Parents are Dennis and Vicki Poppinga, father played TE at BYU (1968-71)
- Mission to Ecuador

Coaching Experience

- 2022-present BYU special teams coordinator and defensive ends coach
- 2022 Boise State co-special teams coordinator and edge position coach
- 2018-21 Virginia co-defensive coordinator and edge position coach
- 2016-17 Virginia special teams coordinator coach
- 2016-20 Virginia outside linebacker coach; 2021 linebacker coach
- 2013-15 BYU special teams coordinator and outside linebackers coach
- 2011-12 BYU outside linebackers coach
- 2010 BYU defensive graduate assistant and interim outside linebacker coach
- 2009 BYU defensive intern

Coaching Notes

- Led special teams unit in 2024 that was one of five to rank in the top 25 in both kick return average and punt return average.
- BYU led the nation with three kickoff return touchdowns and was the only team with a combined five kick/punt return scores in 2024.
- Coached Kyle Van Noy who was drafted in the second round of the 2014 NFL Draft by the Lions, and has won two Super Bowls with the Patriots
- Coached Fred Warner who was drafted in the third round of the 2018 NFL Draft, now the highest paid linebacker in the NFL
- Helped BYU rank No. 3 in total defense (266.1 ypg allowed) and in top 10 of six defensive categories in 2012
- Helped BYU to rank No. 13 in overall defense, No. 19 in rushing defense and No. 22 in scoring defense in 2011
- Helped BYU rank No. 24 in total defense in 2010

Playing Experience

- An All-MWC and Academic All-MWC as a linebacker at BYU from 2006-07
- Led the Cougars with 113 tackles his senior year
- Helped BYU win back-to-back conference championships in 2006 and 2007
- Played in the NFL in 2008, seeing time on three teams before going to the Super Bowl XLIII with the Arizona Cardinals

FESI SITAKE PASSING GAME COORDINATOR • WIDE RECEIVERS (8th year at BYU, 15th overall)



Hometown

- Sandy, Utah

Education

- Southern Utah (2011)

Personal/Family

- He and his wife Holly are the parents of three children, Sefesi, Cayson and Emerson
- LDS mission to Riverside, California

Coaching Experience

- BYU Passing game coordinator, wide receivers (2021-present)
- BYU Wide receivers (2018-2020)
- Weber State Offensive coordinator (2016-17)
- Weber State Passing game coordinator, wide receivers (2014-15)
- Southern Utah Passing game coordinator, wide receivers (2013)
- Southern Utah Wide receivers (2012)
- Southern Utah Student assistant – wide receivers (2011)

Coaching Notes

- Coordinated pass offense for team that averaged 31.2 points per game to rank No. 40 nationally in 2024
- Coached Puka Nacua, 2023 NFL 5th-round draft pick of Los Angeles Rams
- In 2020, after losing three senior starters, helped his relatively inexperienced group of returning players and newcomers become one of the strengths of the team, producing three receivers with more than 600 yards, including BYU's first 1,000-yard pass catcher since 2012.
- Mentored former walk-on receiver Dax Milne, who in 2020 finished No. 4 in the nation with 1,188 receiving yards on 70 catches with 8 receiving TDs (No. 18 in nation) in his first year as full-time starter. Milne was a finalist for the 2020 Burlsworth Trophy and a semifinalist for the Biletnikoff Award. Milne earned All-America honors in 2020
- In 2017, Sitake helped lead the Wildcats to a Big Sky Conference title, a school-record 11 wins, two wins in the FCS playoffs, a top-10 national ranking and the No. 18 FCS scoring offense at 33.7 points per game
- He engineered the Wildcat offense that included first-team All-Big Sky selection and All-America selections tight end Andrew Vollert and offensive lineman Iosua Opeta
- Senior QB Stefan Cantwell also posted the fifth-most single-season total offense yards in school history (3,583)
- Under Sitake's tutelage at SUU, wide receiver Fatu Moala garnered second-team all-Big Sky Conference honors after leading the team with 65 receptions for 810 yards and nine touchdowns in 2012
- In 2011, instrumental in developing a young Thunderbird receiving corps into a productive unit, including overseeing the maturation of true freshman Brady Measom, who wound up leading the team in receptions and earning Great West Conference Rookie of the Year honors from both the coaches and the media

Playing Experience

- Two-time Great West All-Conference performer at Southern Utah and finished his career as one of the top wide receivers in SUU history
- As a senior in 2010, he had 877 receiving yards, the ninth most in Thunderbird history at the time, and finished sixth in the nation in receptions per game
- He also excelled as a return specialist and during his junior year finished seventh in the country in punt return average

TJ WOODS

OFFENSIVE LINE COACH (2nd year at BYU, 22nd year overall)



Hometown

- San Dimas, California

Education

- Azusa Pacific, Business (2002)
- Azusa Pacific, Master's in physical education (2005)

Personal/Family

- He and wife Kelly have two daughters, Madison and McKenzie

Coaching Experience

- BYU, Offensive line coach and run game coordinator (2024-present)
- Georgia Southern, Offensive line coach and run game coordinator (2023)
- UNLV, Co-offensive coordinator and offensive line coach (2022), offensive line coach (2021)
- Utah State, Offensive line coach (2019)
- Western Kentucky, Offensive line coach (2018)
- Oregon State, Offensive line coach and run game coordinator (2017), offensive line, tight ends coach and co-offensive coordinator (2016), offensive line coach (2015)
- Wisconsin, Offensive line coach (2013-14)
- Utah State, Offensive line coach (2011-12), tight ends (2009-10)
- New Mexico, Graduate assistant coach-offensive line (2007-08)
- Citrus College, Offensive line coach and run game coordinator (2006)
- Azusa Pacific, Tight ends coach (2004-05), Graduate assistant coach (2003)

Coaching Notes

- Up front, BYU allowed just 18 sacks on the year, ranking No. 30 overall in 2024.
- Coached two All-Sun Belt selections in 2023 in first-teamer Khalil Crowder and second-team selection Rasheed Miller. Woods also had a freshman All-America honoree from The Athletic in center Chandler Strong.
- Helped the Rebels score 18 rushing touchdowns and produced back-to-back 1,000-yard rushers, including Charles Williams who led the Mountain West Conference with 1,261 yards in 2021 and Aidan Robbins with 1,011 yards in 2022.
- Utah State's offensive line coach in 2019 when USU's offense set school records in passes completed (315) and attempted (504), while its 3,628 passing yards are the second-most.
- Coached four linemen to All-Pac-12 honors while at Oregon State and saw two of his linemen—Sean Harlow (Atlanta Falcons 2017 fourth round) and Isaac Seumalo (Philadelphia Eagles 2016 third round)—drafted into the NFL.
- In 2014, Gordon rushed for 2,587 yards, second-most in a single season in FBS history, and set a then-FBS single-game rushing record with 408 yards. The Badger offensive front set a school record for fewest sacks allowed with 13, as well as a school and Big Ten Conference record that still stands today with 4,482 net rushing yards

JUSTIN ENA

LINEBACKERS (3rd year at BYU, 18th overall)



Hometown

- Shelton, Washington

Education

- BYU (2001, Bachelor's degree in history)

Personal/Family

- Married to Shari, he has four children
- Son Justice, daughter Olivia and stepdaughters Brooklyn and Taylor.

Coaching Experience

- 2023-present, BYU linebackers coach
- 2022, San Diego State defensive line coach
- 2021 (fall), Utah Tech (Dixie State) defensive coordinator and safeties coach
- 2021 (spring), Eastern Washington, linebackers coach
- 2019-20, Utah State, inside linebackers coach (2019-20) and defensive coordinator (2019)
- 2015-18, Utah, co-special teams coordinator (2016-18) and linebackers (2015-18)
- 2014, Weber State, defensive coordinator and linebackers coach
- 2008-13, Southern Utah, defensive coordinator (2010-13) and special teams coordinator (2008-09)

Coaching Notes

- BYU finished the season ranked No. 13 nationally in total defense, allowing just 308.8 yards per game in 2024
- Part of a defensive staff at SDSU that ranked No. 4 nationally in red zone defense (.690), No. 21 in rushing defense (113.8), No. 21 in tackles for loss (6.8), No. 24 in sacks (2.77) and No. 25 in scoring defense (20.5)
- Utah's rushing defense finished among the nation's top 30 in each of his four years, including a No. 5 ranking in 2018 and a No. 6 standing in 2015.
- In 2018, Ute linebacker Chase Hansen earned three All-America honors under Ena's guidance after posting a team-high 114 tackles, including 22.0 for a loss, which led the Pac-12 and ranked fifth nationally.
- Hansen also garnered first-team All-Pac-12 accolades that season, while fellow linebacker Cody Barton received all-conference honorable mention and was a third-round selection by the Seattle Seahawks in the 2019 NFL Draft.
- As co-special teams coordinator at Utah, Ena's coverage units played a role in the Utes winning the NCAA net punting title in 2016, while the 2017 team was fifth nationally in net punting followed by the 2018 squad, which ranked 15th, while punter Mitch Wishnowsky and kicker Matt Gay captured the 2017 Ray Guy Award and 2018 Lou Groza Award, respectively.
- Southern Utah attained NCAA FCS top 25 national rankings on both special teams and defense during his tenure, including a No. 1 rank in net punting in 2009.
- SUU ranked second in the Big Sky Conference in 2013 in total defense while occupying the third spot in scoring defense.
- Individual honors during Ena's time at Southern Utah featured two-time All-America punter Trevor Ward and return specialist Nick Miller, the nation's leader in all-purpose yards in 2008.
- Other accolades went to All-America defensive tackle Cody Larsen and Freshman All-Americans Zak Browning (linebacker) and James Cowser (defensive end). Browning was also the Big Sky Newcomer of the Year in 2012.

Playing Experience

- He played in 47 games, making 266 tackles, including 23 tackles for loss, two interceptions and six forced fumbles.
- He also excelled as a return specialist and during his junior year finished seventh in the country in punt return average
- Played four seasons in the NFL, three with the Eagles and one with the Titans, while playing in 51 NFL games.

KEVIN GILBRIDE TIGHT ENDS (2nd year at BYU, 22nd year overall)



Hometown

- Born in Massachusetts, graduated from Bishop Kenny HS in Florida

Education

- Hawaii, B.A. in communications (2003)

Personal/Family

- He and his wife Rachel have one daughter

Coaching Experience

- BYU, Tight ends coach (2024-present)
- Charlotte, Offensive analyst (2023)
- Carolina Panthers, Tight ends coach (2022), defensive analyst (2021)
- Chicago Bears, Tight ends coach (2018-2019)
- New York Giants, Tight ends coach (2014-17), Wide receivers (2012-13), Offensive assistant (2011), Offensive quality control (2010)
- Temple, Wide receivers coach (2007-09)
- Georgetown, Slot receivers and tight ends, special teams (2006)
- Syracuse, Graduate assistant coach (2003-05)

Coaching Notes

- Worked in the NFL with the Carolina Panthers, Chicago Bears and New York Giants, where he earned a Super Bowl ring
- Served under NFL head coaches Tom Coughlin, Ben McAdoo, Matt Nagy and Matt Rhule
- Helped the Panthers set franchise single-game records in 2022 in both total yards (570) and rushing yards (320)
- In his first season with Chicago, the Bears won the NFC North for the first time since 2010
- Coached Chicago tight end Trey Burton to career-high 54 receptions for 569 yards and six touchdowns, ranking tied for fourth among NFC tight ends
- Worked with first-round pick of the Giants, Evan Engram, guiding the rookie to 64 receptions for 722 receiving yards and six touchdowns en route to a Pro Football Writers of America All-Rookie Team selection in 2017
- Engram was No. 5 among all tight ends in receiving yards and led all NFL rookie tight ends in receptions and receiving yards
- Coached Giants tight end Larry Donnell to his best NFL season with 63 receptions, 623 yards and six touchdowns in 2014
- In 2014, New York's tight ends set a Giants' franchise record with 11 combined receiving touchdowns
- In 2015 and 2016, Giants tight end Will Tye combined for 90 receptions, 859 yards and four touchdowns over two seasons
- Tye led all NFL rookie tight ends in receptions and yards in 2015
- Coached Victor Cruz for two years including 2012 when Cruz was selected to the Pro Bowl after posting 86 receptions, 1,092 yards and 10 TDs
- Mentored Temple WR Bruce Francis, an All-MAC honoree, to 45 catches with 687 yards and a Temple Division I school-record 13 TDs
- Francis finished his collegiate career with at least one reception in a school-record 38 consecutive games and with the most receiving touchdowns in school history at 23

JERNARO GILFORD DEF. PASS GAME COORD., CORNERBACKS (10th year at BYU, 14th overall)



Hometown

- Hawthorne, Calif.

Education

- Whittier College (2014, M.A. Education)
- BYU (2004, B.A. Sociology)
- Westchester HS

Personal/Family

- Wife is Brittany, and they have one son, Jernaro, Jr.

Coaching Experience

- BYU, Defensive Passing Game Coordinator, Cornerbacks (2025-present)
- BYU, Cornerbacks Coach (2016-24)
- Southern Utah, Secondary Coach (2014-15)
- Whittier College, Graduate Assistant, Cornerbacks & Special Teams (2012-13)

Coaching Notes

- BYU allowed just 182.5 yards per game through the air to rank No. 20 nationally, the best in the Big 12 in 2024
- Last season, BYU led the country in interceptions per game at 1.69 per game
- BYU was No. 19 nationally in passes defended with 68 total (PBU + INT) in 2024
- Part of a BYU defense that snagged 15 interceptions in 2021
- Coached corner Chris Wilcox, drafted No. 251 overall by the Tampa Bay Buccaneers in the 2021 NFL Draft
- In 2020, helped BYU backend of the defense secure a No. 4 ranking in scoring defense (15.3 ppg) and No. 10 in total defense (317.4 ypg).
- Coached Dayan Ghanwholoku (Lake) at corner as a freshman to 48 tackles, three interceptions and four pass breakups
- Coached Michael Davis as a senior before he went on to NFL with the Los Angeles Chargers
- SUU's defense racked up 20 interceptions, good for No. 3 in the FCS in 2015, limiting opposing teams to just a 102.5 pass efficiency rating, ranking No. 9, an improvement over being ranked 111th the previous year
- T-birds gave up just 190.3 yards per game through the air and just 20.8 points per game, ranking 30th and 24th in the FCS, respectively in 2015
- Coached two Big Sky All-Conference first teamers in cornerback LeShaun Sims and safety Miles Killebrew in 2015, and both are projected NFL players as late-round 2016 NFL Draft picks by CBS Sports. Killebrew was selected to play in the Reese's Senior Bowl while Sims recently participated in the East-West Shrine game.
- Helped cornerbacks Tyquion Ballard and Josh Pride earn all-conference honors at Whittier College

Playing Experience

- All-Mountain West Conference honoree
- Played in 37 games at corner for BYU with 28 starts, totaling 10 interceptions in his career with his best year in 2001 when he earned first-team All-MWC honors and started all 14 games including the Liberty Bowl against No. 22 Louisville
- Totaled 56 tackles and led the team with six picks, returning them 131 yards, including a 50-yard interception return against Utah to seal BYU's 24-21 victory in 2001
- In 2001, his six interceptions ranked tied for No. 6 in the nation
- Entered his junior season with preseason All-America accolades and was named the 15th-best corner by Phil Steele but was slowed by a knee injury, limiting him to seven games
- Finished his senior year starting all 12 games, recording two interceptions and a team-leading six pass breakups

SIONE PO'UHA DEFENSIVE TACKLES (3rd season at BYU, 10th overall)



Hometown

- Salt Lake City, Utah

Education

- Utah, bachelor's degree in sociology in 2016

Personal/Family

- He and his wife Katie have four children, sons Viliani and Sonasi and daughters Leilani and Kesaia

Coaching Experience

- 2022-present, BYU defensive tackles coach
- 2018-21, Utah defensive tackles coach
- 2018, Navy defensive tackles coach
- 2017, Utah director of player development
- 2015-16, Utah student assistant coach

Coaching Notes

- BYU allowed just 19.6 points per game, the top mark in the Big 12 and No. 18 nationally in 2024
- Under Po'uha's tutelage, defensive tackle Leki Fotu earned All-America Second Team honors from Walter Camp and FWAA, and third-team accolades from AP, while earning his second-consecutive first-team All-Pac-12 recognition
- John Penisini also earned second-team All-Pac-12. Fotu was drafted in the fourth round of the 2020 NFL Draft by Arizona, and Penisini was selected in the sixth round by Detroit
- In 2019 Po'uha was part of a defensive staff when Utah ranked No. 2 in the FBS in total defense that season and held six opponents to seven points or fewer, the most by an FBS team since 2006
- The Utes had the No. 3 rushing defense in the FBS and recorded the best statistical season by a conference team in the Pac-12 era in three categories: total yards (269.2), rushing yards (81.8) and points allowed (15.0)
- The Utes finished a shortened 2020 season leading the Pac-12 in rushing defense and second in the league in total defense, holding opponents to just 107.8 rushing yards per game, which ranked No. 11 nationally
- In 2021, Utah earned the program's first Pac-12 championship and berth in the Rose Bowl, going 10-4 on the season. Utah's defensive front helped the Utes rank No. 19 in the nation that season in rush defense (119.4 ypg), No. 19 in sacks (3.00) and No. 21 in tackles for loss (6.9)

Playing Experience

- As a player, Po'uha completed his four-year career at Utah as a first-team All-Mountain West defensive lineman for the program's undefeated Fiesta Bowl champion team in 2004
- Played eight years in the NFL
- Selected in the third round of the 2005 NFL draft by the New York Jets and played in 106 games with 55 starts from 2005-12, accumulating 263 career tackles

HARVEY UNGA RUNNING BACKS (10th season at BYU, 10th overall)



Hometown

- Provo, Utah

Education

- BYU, B.S. (2012)
- BYU, MPA (2020)

Personal/Family

- Keilani Unga (Wife), Jackson (Son), Leila (Daughter), Makai "Kai" (Son), and Naomi (Daughter)
- Father played at BYU in late 70's and younger brother played in 2008
- Wife played basketball for BYU from 2007-2012 and was an assistant basketball coach at Utah Valley

Coaching Experience

- BYU, Running Backs Coach (2020-present)
- BYU, Graduate Assistant – Offense (2016-2019)

Coaching Notes

- Last three BYU running backs all in the NFL (Aidan Robbins, Chris Brooks, Tyler Allgeier)
- Mentored Tyler Allgeier who ran for 2,899 yards and 36 touchdowns, ranking No. 5 in school history in yards and tied with Coach Unga for No. 2 all-time at BYU
- Allgeier set the single-season school record in 2021 with 1,601 rushing yards and was named an All-American by the Sporting News, Phil Steele and Pro Football Network
- Coached Ty'Son Williams in 2019. Williams is currently with the Arizona Cardinals in the NFL.
- Assisted in coaching NFL lineman Tejan Koroma (2016-17) and current NFL tailback Jamaal Williams (2016).

Playing Experience

- Played running back at BYU (2006-09)
- The only BYU player to rush for more than 1,000 yards in three consecutive seasons.
- Set BYU's career rushing record in 2009 with 3,455 yards (surpassed by Jamaal Williams in 2016)
- Concluded his college career with 3,455 rushing yards, 36 rushing touchdowns, 1,085 receiving yards and nine receiving touchdowns
- No. 2 in career rushing yards at BYU, No. 2 in rushing attempts (696), No. 2 in total touchdowns (45), No. 5 in scoring (272) and No. 4 in all-purpose yards (4,540)
- Freshman All-America honors in 2007 (1,227 yards to set the Mountain West Conference freshman record en route to winning MWC Freshman of the Year honors)
- His 1,840 all-purpose yards shattered the previous MWC record of 1,328 set in 2002
- Earned Sophomore All-America Team honorable mention by College Football News with 1,132 yards and 11 touchdowns while adding four receiving scores and 309 yards
- In his final season in 2009, Unga topped the 1,000-yard mark for the third time with 1,087 yards and another 11 touchdowns, earning his third consecutive MWC all-conference selection
- Selected by the Chicago Bears in the 2010 NFL Supplemental Draft
- Spent parts of the 2010-2013 seasons in Chicago
- Signed with Carolina Panthers and Jacksonville Jaguars in 2014

BRIAN SANTIAGO

DIRECTOR OF ATHLETICS

Brian Santiago's appointment was formally announced on Wed., May 14, at 10 a.m. MST by BYU President C. Shane Reese at a press conference that was broadcast on BYUtv.

Santiago comes to the director of athletics role after decades of experience within BYU Athletics, where he distinguished himself as a leader committed to BYU's mission and the success of student-athletes, staff and coaches.

"We are excited to build on the forward momentum and legacy of Tom Holmoe, who is retiring, with the appointment of Brian Santiago as BYU's next director of athletics," Reese said. "Brian has a track record of leadership and an ability to lead BYU Athletics as we navigate the complex and rapidly evolving waters of college athletics. It's become clear to me throughout this search process that Brian will seek to strengthen BYU's academic and spiritual mission, and he understands how it blesses the lives of our student-athletes."

Santiago began his career at BYU in 1997, joining the men's basketball coaching staff. He then moved into athletic administration, including serving as an assistant and associate athletic director. In 2008, Holmoe appointed Santiago as a senior associate athletic director. In 2017, he was appointed as the deputy athletic director.

BYU completed its second year in the Big 12 athletic conference, winning two NCAA national championships in both women's and men's cross country. BYU men's basketball and football finished ranked no. 13 in the AP Poll. BYU is also currently in the top-10 across all NCAA Division I men's and women's athletics in the most recent Learfield Directors' Cup standings. According to its mission statement, BYU Athletics aims to develop "successful, faith-based, influential scholar-athlete leaders who are ambassadors for good." BYU Athletics is funded exclusively through the revenues and donations that come to the athletics program.

A graduate of Provo High School, Santiago earned an associate's degree in accounting from Utah Valley and a bachelor's in business administration with an emphasis in international business from Fresno State. He also graduated with an MBA from BYU's Marriott School of Management. Santiago played basketball at both Utah Valley and Fresno State, where he led the Western Athletic Conference in assists and three-point shooting percentage. He was later named to the pre-selection Olympic team for Puerto Rico.

Santiago served a mission for The Church of Jesus Christ of Latter-day Saints in the Dominican Republic. He and his wife Kimberly are the parents of four children.



BYU Athletics Administration

Brian Santiago	Athletic Director
Dallan Moody	Deputy Athletic Director
Liz Darger	Sr. Associate AD—SWA
David Almodova	Sr. Associate AD—External Operations
Travis Hansen	Sr. Associate AD—Revenue Sharing and NIL
Tyson Hutchins	Sr. Associate AD—Creative Strategy
Chad Lewis	Sr. Associate AD—Development
Casey Stauffer	Sr. Associate AD—Corporate Sponsorships
Trevor Wilson	Sr. Associate AD—Student-Athlete Ecosystem
Whitney Johnson Catt	Associate AD—Student-Ath. Develop., Diversity & Inclusion
Chad Gwilliam	Associate AD—Compliance
Craig Manning	Associate AD—Sports Psychology
Jon McBride	Associate AD—Communications and Media Strategy
Matthew Nix	Associate AD—Events & Facilities
Bob Schirmer	Associate AD—Finance

BYU'S HISTORY

The establishment of the Brigham Young Academy in 1875 offered an academically stimulating and gospel-oriented education to 29 students. The one-acre school grounds presided over by Karl G. Maeser have since developed into nearly 600 acres and more than 300 buildings. From its inception, the goal of Brigham Young University has been to offer "a new kind of education" for Zion, one based on precepts "revealed by the Lord," as Maeser once remarked. Today, BYU provides an outstanding education in an atmosphere consistent with the standards and principles of its sponsor, The Church of Jesus Christ of Latter-day Saints. The University is widely recognized for its deep commitments to inspired religious values and rigorous intellectual learning.

BYU MISSION STATEMENT

The mission of Brigham Young University — founded, supported, and guided by The Church of Jesus Christ of Latter-day Saints — is to assist individuals in their quest for perfection and eternal life. That assistance should provide a period of intensive learning in a stimulating setting where a commitment to excellence is expected and the full realization of human potential is pursued.

All instruction, programs, and services at BYU, including a wide variety of extracurricular experiences, should make their own contribution toward the balanced development of the total person. Such a broadly prepared individual will not only be capable of meeting personal challenge and change but will also bring strength to others in the tasks of home and family life, social relationships, civic duty, and service to mankind.

AIMS OF A BYU EDUCATION

BYU seeks to develop students of faith, intellect, and character who have the skills and the desire to continue learning and to serve others throughout their lives. These are the common aims of all education at BYU. Both those who teach in the classroom and those who direct activities outside the classroom are responsible for contributing to this complete educational vision. A BYU education should be:

- Spiritually Strengthening
- Intellectually Enlarging
- Character Building
- Leading to Lifelong Learning and Service



SHANE REESE
University President

C. Shane Reese began his tenure as the 14th president of Brigham Young University on May 1, 2023. Prior to his appointment, he served as BYU Academic Vice President from 2019 to 2023, and dean of the BYU College of Physical and Mathematical Sciences from 2017 to 2019. Reese also serves as a member of the Department of Statistics faculty and an elected fellow of the American Statistical Association.



KEITH VORKINK
Advancement Vice President

Keith Vorkink was appointed on May 18, 2020. He oversees Athletics, University Communications, BYU Broadcasting, Alumni, External Relations and Philanthropy.





STUDENT ENROLLMENT

- 35,743: total daytime students
- 32,823: undergraduate students
- 2,920: graduate students
- 51% female; 49% male
- 62% single; 18% married; 20% unknown

FRESHMAN PROFILE

- Applicants: 12,976
- Transfer applicants: 2,748
- Total applicants: 15,724
- Freshman acceptance rate: 68.7%
- Transfer acceptance rate: 60.6%

ACADEMICS

- 198 undergraduate majors
- 113 undergraduate minors
- 94 master's programs
- 28 doctoral programs

ACADEMICS

- Bachelor's degrees: 6,725
- Master's degrees: 1,036
- Doctoral degrees: 252
- Total degrees: 8,013
- Alumni with degrees: 363,333
- Total living alumni: 449,197

STUDENT DEMOGRAPHICS

- International students: 1,252
- Countries represented: 107
- Top three nations represented: Canada, Mexico, South Korea
- 107 Countries represented
- 50 States represented
- Utah: 36%
- California: 11%
- Arizona: 7%
- Texas: 6%
- Idaho: 5.8%

STUDENT ETHNICITY

- White: 80.6%
- Hispanic or Latino: 9.3%
- Two or more races: 4.5%
- Asian: 3%
- Black: 1%
- Native Hawaiian: 1%
- American Indian: <1%

INTERNATIONAL REACH

- 60+% of students speak a second language
- 127 languages spoken on campus
- 84 languages taught regularly
- 21 language certifications offered
- 204 study abroad programs in 61 countries
- 258 ambassadors to the United States from 104 countries have spoken on campus since 1996
- 10 languages offered in foreign language student housing

BYU RANKINGS

- No. 1: Best financially healthy schools (Forbes)
- No. 1: Most highly recommended by students, recent alumni (Wall Street Journal)
- No. 1: Graduates who go on to earn a Ph.D. in business admin (NSF)
- No. 1: Best college library (Princeton Review)
- No. 3: Graduates who go on to earn a Ph.D. in foreign language (NSF)
- No. 3: Producer of foreign language degrees (Chronicle of Higher Ed.)
- No. 3: Undergraduate accounting program (U.S. News)
- No. 3: Producer of U.S. Fulbright Scholars (U.S. State Department)
- No. 4: Best university for technology transfer (Milken Institute)
- No. 5: Master of accounting program (U.S. News)
- No. 5: Graduates with the least amount of debt (U.S. News)
- No. 8: Graduates who go on to earn Ph.Ds. (NSF)
- No. 21: Best value school (U.S. News)
- No. 28: Best law school (U.S. News)
- No. 37: Best full-time MBA program (U.S. News)

CHURCH EDUCATIONAL SYSTEM HONOR CODE

The Church Educational System (CES) is sponsored by The Church of Jesus Christ of Latter-day Saints (Church) and directed by the Church Board of Education/Boards of Trustees, with the mission to develop disciples of Jesus Christ who are leaders in their homes, the Church, and their communities.

The CES Honor Code helps to accomplish the CES mission to build disciples of Jesus Christ. As faculty, administration, staff, and students voluntarily commit to conduct their lives in accordance with the principles of the gospel of Jesus Christ, they strive to maintain the highest standards in their personal conduct regarding honor, integrity, morality, and consideration of others. By accepting appointment, continuing in employment, being admitted, or continuing enrollment, each member of the campus communities personally commits to observe the CES Honor Code approved by the Board of Trustees:

- Maintain an Ecclesiastical Endorsement, including striving to deepen faith and maintain gospel standards
- Be honest
- Live a chaste and virtuous life, including abstaining from sexual relations outside marriage between a man and a woman. Living a chaste and virtuous life also includes abstaining from same-sex romantic behavior
- Abstain from alcoholic beverages, tobacco, tea, coffee, vaping, marijuana, and other substance abuse
- Participate regularly in Church services
- Respect others, including the avoidance of profane and vulgar language
- Obey the law and follow campus policies, including the CES Dress and Grooming standards
- Encourage others in their commitment to comply with the Honor Code and Dress and Grooming standards

MISSIONARY SERVICE

Read more about BYU
and missionary service



Brigham Young University is owned and operated by The Church of Jesus Christ of Latter-day Saints and the missionary program is one of its most recognized characteristics. Latter-day Saint missionaries can be seen on the streets of hundreds of major cities in the world as well as in thousands of smaller communities.

The missionary effort is based on the New Testament pattern of missionaries serving in pairs, teaching the gospel and baptizing believers in the name of Jesus Christ (see, for example, the work of Peter and John in the book of Acts).

56 members of the current team has served a Latter-Day Saint mission. Members of the team have served in 22 different countries, speak 10 languages and have served on six of the seven continents around the globe. BYU currently has several members of the team (previous signees or on roster) that are currently serving in the mission field. Six of the full-time coaches served a mission, including head coach Kalani Sitake.

More than 74,000 full-time missionaries are serving missions for The Church of Jesus Christ of Latter-day Saints. Most missionaries are young people under the age of 25, serving in 407 missions throughout the world.

Missionaries work with a companion of the same gender during their mission, with the exception of couples, who work with their spouse. Single men serve missions for two years and single women serve missions for 18 months.

Missionaries receive their assignment from Church headquarters and are sent only to countries where governments allow the Church to operate. Missionaries do not request their area of assignment and do not know beforehand whether they will be required to learn a language.



Running back Enoch Nawahine served in Zambia.

Prior to going to their assigned area, missionaries spend a short period of time at one of 22 missionary training centers throughout the world. There they learn how to teach the gospel in an orderly and clear way and, if necessary, they begin to learn the language of the people they will be teaching. The largest training center is in Provo, Utah, with additional centers in Brazil, Colombia, England, Ghana, Mexico, New Zealand, Peru, the Philippines, and South Africa.

A typical missionary day begins by waking at 6:30 a.m. for personal study. The day is spent proselytizing by following up on appointments, visiting homes or meeting people in the street or other public places. Missionaries end their day by 10:30 p.m. Schedules are flexible depending on the culture of the country where missionaries are serving.

Missionary work is voluntary. Missionaries fund their own missions — except for their transportation to and from their field of labor — and are not paid for their services. Missionaries avoid entertainment, parties or other activities common to this age-group as long as they are on their missions, so they can focus entirely on the work of serving and of teaching others the gospel of Jesus Christ.

The Church of Jesus Christ of Latter-day Saints was officially organized on April 6, 1830 with six members. Today, congregations of the Church total over 16 million members, it is one of the fastest growing religions in the world and one of the largest Christian churches in the United States.


The Church of Jesus Christ of Latter-day Saints is Christian, but is neither Catholic nor Protestant. Rather, it is a restoration of the original church established by Jesus Christ. For more information on the beliefs of the Church of Jesus Christ of Latter-day Saints, visit www.ChurchofJesusChrist.org



Safety Tanner Wall served in Brazil.



COUGAR CLUB



WELCOME TO THE CLUB!

The Cougar Club is the official booster organization for BYU Athletics. The Athletic Department receives no tithing money or tax dollars to run BYU's athletic programs. The Cougar Club is responsible for raising the funds to pay for Athletic Department expenses including student-athlete scholarships, coaches' salaries, and recruiting expenses, as well as funding the facilities and programs associated with each of BYU's 21 athletic teams.

The Cougar Club exists to:

- SUPPORT** Student-Athletes
- SUPPORT** Coaches
- SHARE** the Mission of The Church of Jesus Christ of Latter-day Saints and Brigham Young University through Athletic Excellence

Our mission is to build a distinctive, exceptional athletic program that is fully aligned with the mission and values of Brigham Young University and The Church of Jesus Christ of Latter-day Saints.

The Cougar Club is dedicated to the success of Coach Kalani Sitake and the BYU football team; donors receive Cougar Club status for any gift to BYU athletics. With the donations and support of thousands of members nationwide, the Cougar Club supports more than 600 BYU student-athletes. Through its fundraising and promotional mission, the Cougar Club is enhancing the future success of BYU Athletics.

BYU Athletics depends on loyal Cougar Club members for funding critical to the athletic department's success. The changing nature of collegiate athletics means that to compete at the highest levels, BYU must raise more money every year. The costs associated with being one of the nation's top programs continue to rise dramatically. With that challenge in mind, the support of Cougar Club Members becomes an important key to the future achievements of BYU Athletics.

"BYU's donors and fans make all the difference, and we can't do it without your help!" says Cougar Club Director Greg Vehar. "For our teams to continue to achieve national prominence, the Cougar Club needs to continue to grow."

FUNDING

Cougar Club donations are used for many vital athletic priorities, including:

- Funding athletic scholarships
- Building and maintaining state-of-the-art facilities
- Supporting the Student Athlete Life and Learning Center
- Sponsoring outreach to the elementary schools and the community by BYU Student Athletes
- Paying recruiting expenses to help BYU coaches attract talented athletes from across the country and around the world
- Funding the Nutrition Center and the Student Athlete Fuel Card

CONTRIBUTION LEVELS

There is a Cougar Club membership level for every fan who wants to help BYU continue to build a strong athletic tradition. Annual Members make Cougar Club contributions of between \$60 and \$3,000 each year, based on their financial ability to give and the athletic benefits they want to receive. Legacy Members make an initial contribution of \$10,000 or more and continue their involvement with sustaining annual gifts of \$2,000 or more. To acknowledge the generosity of Club members, the athletic department makes a number of benefits available to Cougar Club members, including priority seating, parking passes, and Club events. However, the greatest benefit of membership is knowing that the Cougar Club is helping BYU Athletics continue to be one of the nation's top collegiate athletic programs and making a difference in the lives of more than 600 BYU student-athletes.

COUGAR CLUB BENEFITS

- Seating priority for home and away events, bowl games, and post-season tournaments
- Parking passes
- Cougar Club emails and athletic publications
- Monthly luncheons with BYU coaches and athletes
- Privileges and invitations for Club events
- Discounts on exclusive BYU merchandise through the BYU Store

For more information about the Cougar Club, call 801-422-2583 or visit www.cougarclub.com.

<p>Y-Fan</p> <p>\$60</p> <p>Annual Contribution</p> <ul style="list-style-type: none">Football Season Ticket Limits: 12 Seats (up to 2 chairs)Men's Basketball Season Ticket Limits: 4 Seats (No Lower Bowl)Seat Selection Priority - Football & Men's BasketballSeat Selection Priority to all other ticketed sporting events	<p>Royal Cougar</p> <p>\$150</p> <p>Annual Contribution</p> <ul style="list-style-type: none">Football Season Ticket Limits: 12 Seats (up to 2 chairs)Men's Basketball Season Ticket Limits: 4 Seats (No Lower Bowl)Upgraded Seat Selection Priority from Y-Fan - Football & Men's BasketballSeat Selection Priority to all other ticketed sporting eventsFootball Pregame Tent Access	<p>Bronze Cougar</p> <p>\$300</p> <p>Annual Contribution</p> <ul style="list-style-type: none">Football Season Ticket Limits: 12 Seats (up to 2 chairs)Men's Basketball Season Ticket Limits: 4 Seats (No Lower Bowl)Upgraded Seat Selection Priority from Royal Cougar - Football & Men's BasketballSeat Selection Priority to all other ticketed sporting eventsFootball Pregame Tent AccessFootball & Men's Basketball Parking Passes*BYU Flag <p>*Must be a season ticket holder</p>	<p>Silver Cougar</p> <p>\$750</p> <p>Annual Contribution</p> <ul style="list-style-type: none">Football Season Ticket Limits: 12 Seats (up to 4 chairs)Men's Basketball Season Ticket Limits: 4 Seats (No Lower Bowl)Upgraded Seat Selection Priority from Bronze Cougar - Football & Men's BasketballSeat Selection Priority to all other ticketed sporting eventsFootball Pregame Tent AccessFootball & Men's Basketball Parking Passes*BYU Hat <p>*Must be a season ticket holder</p>	<p>Golden Cougar</p> <p>\$1,500</p> <p>Annual Contribution</p> <ul style="list-style-type: none">Football Season Ticket Limits: 12 Seats (up to 6 chairs)Men's Basketball Season Ticket Limits: 4 Seats (No Lower Bowl)Upgraded Seat Selection Priority from Silver Cougar - Football & Men's BasketballSeat Selection Priority to all other ticketed sporting eventsFootball Pregame Tent AccessFootball & Men's Basketball Parking Passes*BYU Backpack2 Free Tickets for Hall of Fame Banquet** <p>*Must be a season ticket holder **Limited availability</p>	<p>Platinum Cougar</p> <p>\$3,000</p> <p>Annual Contribution</p> <ul style="list-style-type: none">Football Season Ticket Limits: 12 Seats (up to 8 chairs)Men's Basketball Season Ticket Limits: 4 Seats (No Lower Bowl)Upgraded Seat Selection Priority from Golden Cougar - Football & Men's BasketballSeat Selection Priority to all other ticketed sporting eventsFootball Pregame Tent AccessFootball & Men's Basketball Parking Passes*Cougar Club Blanket2 Free Tickets for Hall of Fame Banquet** <p>*Must be a season ticket holder **Limited availability</p>
---	--	--	--	--	---



"You guys will agree that [Lavell Edwards] stadium is one of the prettiest settings of college football. This stadium is just unbelievable."

— KIRK HERBSTREIT,
ESPN College Football Analyst

LAVELL EDWARDS STADIUM

CAPACITY: 62,073

CONSTRUCTED: 1964 (COUGAR STADIUM)

EXPANDED: 1982 RENAMED: 2000

PLAYING SURFACE: NATURAL GRASS

ELEVATION: 4,338

PICTURE PERFECT

With its 62,073-seat capacity, video walls and immaculate press boxes, LaVell Edwards Stadium is home to legendary BYU football. Since its expansion in 1982, the stadium has consistently ranked among the nation's top 30 in attendance.

THE FIELD

The field is covered with a sand-based natural turf, new for the 2024 season, capable of draining eight inches of rain per hour. The well-kept grass field is consistently deemed one of the best in the country.

RENAMING

The stadium's name was changed from Cougar Stadium to LaVell Edwards Stadium, in honor of legendary Hall of Fame head coach LaVell Edwards, in a pregame ceremony on November 18, 2000, conducted by President Gordon B. Hinckley, president of The Church of Jesus Christ of Latter-day Saints. Edwards had previously announced he would retire following the 2000 season after 29 years at the helm.


HISTORY/EXPANSION/SEATING CAPACITY

Cougar Stadium was originally built in 1964 with a seating capacity of 45,000, including the temporary bleachers in the end zone. As a result of increased seating demands, BYU made yet another renovation in 1982, adding stands to the north and south end zones, lowering the field eight feet and removing the track surrounding the field (which hosted the 1967 and 1975 NCAA Track and Field Championships). The stadium expansion increased the seating capacity to over 65,000.

The crowd of 64,253 that gathered for BYU's first game in the expanded stadium on September 25, 1982 was reportedly "the largest gathering ever in Utah history" at the time. In 2003, BYU added a luxury "Club Seating" area to the east stands taking the capacity of Edwards Stadium down to 64,045. In 2010 and 2011 BYU created additional wheelchair access inside the stadium, which reduced the capacity by 575 seats to 63,470. Additional upgrades changed capacity to 62,073 prior to the 2024 season.

2024 UPDATES

For the 2024 season, BYU installed new natural grass for the playing surface and replaced the field turf in the team bench areas and surrounding sidelines. New LED lighting and light fixtures were installed. Suites also



received remodels and numerous seating areas were updated with new seats and club level areas to enhance the LaVell Edwards Stadium experience. A new addition to the post-game media area as also completed for the fall of 2024.

VIDEO BOARDS, LED RIBBONS AND SOUND SYSTEM

In 2021, new video boards, LED ribbon boards and a new sound system were installed. The project was funded completely by Nu Skin, a longtime partner and corporate sponsor of BYU Athletics. Both video boards at the north and south ends of the stadium were replaced. The old dimensions were 34 by 50 feet, the new dimensions of the south board will be 48 by 131 feet and the north board is 36 by 72 feet. New LED ribbon boards were also be installed on the north and south ends of the stadium to match the current ribbon board on the east side of the stadium. The north and south ribbon boards are now eight-foot ribbon boards. A new single point sound system replaced the old sound system in the north end zone, which significantly enhanced the audio experience for those in attendance.

2019 UPGRADES & IMPROVEMENTS

Structural sections at the four corners of the stadium were added for the 2019 season that connect the existing four independent stadium stands at the mezzanine level. The upgrades improve accessibility, safety and the overall patron experience at BYU football games, allowing fans to walk between stands without having to return to ground level and increasing the number of services and restrooms in the stadium with women's, men's and family-friendly facilities being added on the north and south mezzanine levels. In 2022, BYU added more corporate sponsorship areas and Club 22, a hosting area inside the stadium.

WI-FI AND DAS

In 2018, BYU became the first college football program in the country to implement a full-stadium, high-density Wi-Fi offload solution used in many NFL stadiums. BYU partnered with Verizon Wireless and Extreme Networks to install new state-of-the-art Wi-Fi and distributed antenna system (DAS) in Edwards Stadium. The cutting-edge system provides BYU fans and vendors the ultimate large-venue mobile connectivity experience.





*Due to Covid-19 pandemic, spectators were only allowed to attend four home games which each had varying capacity limits. Many programs across the country did not allow any spectators or had limited access.

YEARLY LES ATTENDANCE (1987-2024)			
Year	Gm	Home	Home Avg.
2024	6	377,091	62,849
2023	6	371,665	61,994
2022	6	358,043	59,674
2021	6	369,882	61,647
2020*	4	15,488	3,862
2019	6	357,281	59,547
2018	6	314,855	52,476
2017	6	337,599	56,267
2016	6	351,413	58,569
2015	6	351,191	58,532
2014	6	342,842	57,141
2013	6	367,349	61,225
2012	6	366,965	61,161
2011	7	421,858	60,265
2010	6	368,283	61,380
2009	6	385,416	64,236
2008	6	384,613	64,102
2007	6	386,980	64,497
2006	6	363,146	60,524
2005	6	349,222	58,204
2004	6	350,849	58,475
2003	6	369,003	61,500
2002	6	373,055	62,176
2001	6	362,699	60,450
2000	6	363,711	60,619
1999	6	391,111	65,185
1998	6	376,210	62,702
1997	6	389,362	64,894
1996	7	440,576	62,939
1995	6	371,780	61,963
1994	6	364,913	60,819
1993	6	392,676	65,446
1992	6	390,476	65,079
1991	6	394,978	65,830
1990	6	396,011	66,002
1989	6	392,252	65,375
1988	6	386,774	64,462
1987	6	391,335	65,223

TOP 10 STADIUM CROWDS (AFTER 2003 STADIUM MODIFICATIONS)		
Date	Opponent	Attendance
Sept. 4, 2004	Notre Dame	65,251
Nov. 24, 2007	Utah	64,749
Oct. 24, 2009	TCU	64,641
Sept. 1, 2007	Arizona	64,525
Oct. 20, 2007	Eastern Washington	64,522
Sept. 22, 2007	Air Force	64,502
Nov. 22, 2003	Utah	64,486
Nov. 3, 2007	Colorado State	64,441
Nov. 19, 2005	Utah	64,312
Nov. 28, 2009	Utah	64,301

LAVELL EDWARDS STADIUM HOME RECORD (1964-2023)			
2024	5-1	1993	3-3
2023	4-2	1992	4-2
2022	4-2	1991	6-0
2021	5-1	1990	6-0
2020	7-0	1989	5-1
2019	4-2	1988	6-0
2018	3-3	1987	4-2
2017	2-4	1986	4-2
2016	5-1	1985	5-1
2015	6-0	1984	6-0
2014	4-2	1983	5-0
2013	5-1	1982	4-1
2012	5-1	1981	4-1
2011	6-1	1980	6-0
2010	5-1	1979	5-0
2009	4-2	1978	4-1
2008	6-0	1977	5-0
2007	6-0	1976	5-1
2006	6-0	1975	3-2
2005	3-3	1974	4-1
2004	3-3	1973	3-3
2003	1-5	1972	3-2
2002	4-2	1971	1-3
2001	6-0	1970	3-2
2000	4-2	1969	4-1
1999	4-2	1968	0-5
1998	6-0	1967	5-0
1997	4-2	1966	4-2
1996	7-0	1965	3-1
1995	4-2	1964	3-2
1994	4-2	Total 265-86	

TOP 5 STADIUM CROWDS (BEFORE 2003 STADIUM MODIFICATIONS)		
Date	Opponent	Attendance
Oct. 16, 1993	Notre Dame	66,247
Sept. 8, 1990	Miami	66,235
Nov. 17, 2001	Utah	66,149
Nov. 18, 1989	Utah	66,110
Nov. 11, 1989	Air Force	66,089

BEST AVERAGE ATTENDANCE IN THE WEST (2024)	
School	Attendance
1. USC	71,571
2. Washington	68,865
3. BYU	62,849
4. Oregon	59,168
5. Utah	52,962

BEST AVERAGE ATTENDANCE IN THE BIG 12 (2024)	
School	Attendance
1. BYU	62,849
2. Texas Tech	58,623
3. Iowa State	57,884
4. Utah	52,962
5. Colorado	52,514
6. West Virginia	52,459
7. Oklahoma State	52,202
8. Kansas State	51,356
9. Arizona State	49,984
10. Arizona	46,747
11. TCU	44,605
12. UCF	43,047
13. Baylor	42,302
14. Kansas	39,408
15. Cincinnati	36,615
16. Houston	27,423



OPPONENT	GENERAL INFO	TEAM INFO	2025 SCHEDULE	
 SATURDAY, AUG. 30 PORTLAND STATE VIKINGS LaVell Edwards Stadium (62,073)	Established: 1946 Location: Portland, Oregon Enrollment: 21,040 President: Ann Cudd Athletic Director: John Johnson Stadium/Capacity: Hillsboro Stadium/ (7,600) School Colors: Green, White and Silver Nickname: Vikings Conference: Big Sky	Head Coach: Bruce Barnum Record at Portland State: 38-64 (Entering 11th year) Overall Record: same 2024 Record: 3-8 Conference Record/Finish: T-6th All-time record: 371-428-10 BYU's record in series: 1-0 Last time: BYU won 20-6 in 2017	8/23 8/30 9/6 9/13 9/27 10/4 10/18 10/25 11/1 11/8 11/15 11/22	Tarleton State at BYU at North Dakota at Hawaii Northern Arizona at Eastern Washington Weber State at Idaho at Cal Poly Sacramento State Montana at Northern Colorado
CONTACT: Mike Lund, Associate AD/Communications, (503) 725-5602, lundm@pdx.edu		goviks.com		
 SATURDAY, SEPT. 6 STANFORD CARDINAL LaVell Edwards Stadium (62,073)	Established: 1891 Location: Stanford, California Enrollment: 17,529 President: Jonathan Levin Athletic Director: Bernard Muir Stadium/Capacity: Stanford Stadium School Colors: Cardinal and White Nickname: Cardinal Conference: ACC	Interim Head Coach: Frank Reich (Entering 1st year) Record at Stanford: First Year Overall Record: Same 2024 Record: 3-9 Conference Record/Finish: 2-6, 16th in ACC All-time record: 670-496-49 BYU's record in series: 1-2 Last time: BYU won 35-16 in 2022	8/23 9/6 9/13 9/20 9/27 10/11 10/18 10/25 11/1 11/8 11/22 11/29	at Hawaii at BYU Boston College at Virginia San Jose State at SMU Florida State at Miami Pittsburgh at North Carolina Cal Notre Dame
CONTACT: Brian Brownfield, Director of Communications, (650) 387-9430, brianb88@stanford.edu		gostanford.com		
 SATURDAY, SEPT. 20 at EAST CAROLINA PIRATES Dowdy-Ficklen Stadium (51,000)	Established: 1907 Location: Greenville, North Carolina Enrollment: 28,021 Chancellor: Phillip Rogers Athletic Director: Jon Gilbert Stadium/Capacity: Dowdy-Ficklen Stadium (51,000) School Colors: Purple and Gold Nickname: Pirates Conference: American Athletic Conference	Head Coach: Blake Herrell (Entering 1st year as HC) Record at ECU: 5-1 Overall Record: same 2024 Record: 8-5 Conference Record/Finish: 5-3, 5th in AAC All-time record: 471-453-11 BYU's record in series: 1-2 Last time: ECU won 27-24 in 2022	8/28 9/6 9/13 9/20 9/25 10/9 10/16 11/1 11/8 11/15 11/22 11/29	at NC State Campbell at Coastal Carolina BYU Army at Tulane Tulsa at Temple Charlotte Memphis at UTSA at Florida Atlantic
CONTACT: Malcolm Gray, Assistant AD/Media Relations, (252) 737-4523, graym@ecu.edu		ecupirates.com		
 SATURDAY SEPT. 27 at COLORADO BUFFALOES Folsom Field (50,183)	Established: 1876 Location: Boulder, Colorado Enrollment: 38,428 President: Todd Sailman Athletic Director: Rick George Stadium/Capacity: Folsom Field (50,183) School Colors: Black, Silver and Gold Nickname: Buffaloes Conference: Big 12	Head Coach: Deion Sanders (entering 3rd year) Record at Colorado: 13-12 Overall Record: 40-18 (entering 6th year) 2024 Record: 9-4 Conference Record/Finish: 7-2, tied for 1st in Big 12 All-time record: 728-545-36 BYU record in series: 4-8-1 Last time: BYU won 36-14 in 2024 (Alamo Bowl)	8/29 9/6 9/12 9/20 9/27 10/4 10/11 10/25 11/1 11/8 11/22 11/29	Georgia Tech Delaware at Houston Wyoming BYU at TCU Iowa State at Utah Arizona at West Virginia Arizona State at Kansas State
CONTACT: Curtis Snyder, Associate AD Athletic Comms, (303) 492-3139, curtis.snyder@colorado.edu		cubuffs.com		



OPPONENT	GENERAL INFO	TEAM INFO	2025 SCHEDULE	
 FRIDAY, OCT. 3 WEST VIRGINIA MOUNTAINEERS LaVell Edwards Stadium (62,073)	Established: 1867 Location: Morgantown, West Virginia Enrollment: 24,200 President: Gordon Gee Athletic Director: Wren Baker Stadium/Capacity: Milan Puskar Stadium (60,000) School Colors: Gold and Blue Nickname: Mountaineers Conference: Big 12	Head Coach: Rich Rodriguez Record at Baylor: 23-25 (Entering 1st year of 2nd stint, 8th at WVU, 60-26) Overall Record: 190-129-2 2024 Record: 6-7 Conference Record/Finish: 5-4, tied for 8th in Big 12 All-time record: 783-528-45 BYU record in series: 0-2 Last time: West Virginia won 37-7 in 2023	8/30 Robert Morris at Ohio 9/6 Pittsburgh at Kansas 9/13 Utah at BYU 9/20 at UCF 9/27 TCU at Houston 10/3 Colorado at Arizona State 10/18 Texas Tech	
	CONTACT: Mike Montoro, Assistant AD/Football Comms, (304) 293-2821, mike.montoro@mail.wvu.edu <i>wvusports.com</i>			
 SATURDAY, OCT. 11 ARIZONA WILDCATS Arizona Stadium (50,782)	Established: 1885 Location: Tucson, Arizona Enrollment: 53,187 President: Robert C. Robbins Athletic Director: Desiree Reed-Francois Stadium/Capacity: Arizona Stadium/50,782 School Colors: Cardinal and Navy Nickname: Wildcats Conference: Big 12	Head Coach: Brent Brennan Record at Arizona: 4-8 (Entering second year) Overall Record: 38-56 (Entering 9th year) 2024 Record: 4-8 Conference Record/Finish: 2-7, tied for 13th in Big 12 All-time record: 636-502-33 BYU Record in series: 13-12-1	8/30 Hawaii 9/6 Weber State 9/12 Kansas State 9/27 at Iowa State 10/4 Oklahoma State 10/11 BYU at Houston 10/18 at Colorado 11/1 Kansas at Cincinnati 11/15 Baylor at Arizona State 11/22	
	CONTACT: Jeff Bowe, Associate Director of Communication Services, (520) 621-1814, jeffb1@arizona.edu <i>arizonawildcats.com</i>			
 SATURDAY, OCT. 18 UTAH UTES LaVell Edwards Stadium (62,073)	Established: 1850 Location: Salt Lake City, Utah Enrollment: 35,236 President: Taylor Randall Athletic Director: Mark Harlan Stadium/Capacity: Rice-Eccles Stadium Stadium/51,444 School Colors: Red and White Nickname: Utes Conference: Big 12	Head Coach: Kyle Whittingham Record at Utah: 167-86 (Entering 21st year) Overall Record: 167-86 2024 Record: 5-7 Conference Record/Finish: 2-7 (tied for 13th in Big 12) All-time record: 723-482-31 BYU Record in series: 33-59-4	8/30 at UCLA 9/6 Cal Poly at Wyoming 9/13 Texas Tech at West Virginia 9/20 Arizona State at BYU 10/11 Colorado at Cincinnati 10/18 at Baylor 10/25 Kansas State at Kansas 11/1 11/15 11/22 11/28	
	CONTACT: Keeler McJunkin, Assistant AD for Strategic Comms, kmcjunkin@huntsman.utah.edu <i>utahutes.com</i>			
 SATURDAY, OCT. 25 at IOWA STATE CYCLONES Jack Trice Stadium (61,500)	Established: 1958 Location: Ames, Iowa Enrollment: 30,432 President: Wendy Wintersteen Athletic Director: Jamie Pollard Stadium/Capacity: Jack Trice Stadium (61,500) School Colors: Cardinal and Gold Nickname: Cyclones Conference: Big 12	Head Coach: Matt Campbell Record at Iowa State: 63-51 (Entering 10th year) Overall Record: 99-66 (Entering 15th year) 2024 Record: 11-3 Conference Record/Finish: 7-2 (T-1st, loss conf. champ game) All-time record: 577-681-46 BYU record in series: 0-5	8/23 vs. Kansas State 8/30 South Dakota 9/6 Iowa at Arkansas State 9/13 Arizona at Cincinnati 9/27 at Colorado 10/4 BYU at Arizona State 10/11 at TCU 10/25 Kansas at Oklahoma State 11/1 11/8 11/22 11/29	
	CONTACT: Matt Shoultz, Assistant AD, Communications, (515) 294-1393, mshoultz@iastate.edu <i>cyclones.com</i>			



OPPONENT

GENERAL INFO

TEAM INFO

2025 SCHEDULE



SATURDAY, NOV. 8
at TEXAS TECH
RED RAIDERS

Jones AT&T Stadium
(60,229)

Established: 1923
Location: Lubbock, Texas
Enrollment: 40,969
President: Lawrence Schovanec
Athletic Director: Kirby Hocutt
Stadium/Capacity: Jones AT&T Stadium/60,229
School Colors: Scarlet and Black
Nickname: Red Raiders
Conference: Big 12

Head Coach: Joey McGuire
Record at Texas Tech: 23-16
(Entering 4th year)
Overall Record: Same
2024 Record: 8-5
Conference Record/Finish: 6-3 (T-5th in the Big 12)
All-time record: 597-481-32
BYU record in series: 1-1

8/30 Arkansas-Pine Bluff
9/6 Kent State
9/13 Oregon State
9/20 at Utah
10/4 at Houston
10/11 Kansas
10/18 at Arizona State
10/25 Oklahoma State
11/1 at Kansas State
11/8 BYU
11/15 UCF
11/29 at West Virginia

CONTACT: Matt Dowdy, Assistant Athletics Director for Comms, (806) 834-4529, matthew.dowdy@ttu.edu

texastech.com



SATURDAY, NOV. 15
TCU
HORNED FROGS

LaVell Edwards Stadium
(62,073)

Established: 1873
Location: Fort Worth, Texas
Enrollment: 12,938
President: Daniel Pullin
Athletic Director: Mike Buddie
Stadium/Capacity: Ammon G. Carter Stadium/47,000
School Colors: Purple and White
Nickname: Horned Frogs
Conference: Big 12

Head Coach: Sonny Dykes
Record at TCU: 17-21
(Entering 4th year)
Overall Record: 98-76
(Entering 16th year)
2024 Record: 9-4
Conference Record/Finish: 6-3 (T-5th in Big 12)
All-time record: 685-574-57
BYU record in series: 5-7

9/1 at North Carolina
9/13 Abilene Christian
9/20 SMU
9/26 at Arizona State
10/4 Colorado
10/11 at Kansas State
10/18 Baylor
10/25 at West Virginia
11/8 Iowa State
11/15 at BYU
11/22 at Houston
11/29 Cincinnati

CONTACT: Kyle Neaves, Sr. Associate AD for Communications, (817) 257-5394, kyle.neaves@tcu.edu

gofrogs.com



SATURDAY, NOV. 22
at CINCINNATI
BEARCATS

Nippert Stadium
(38,088)

Established: 1819
Location: Cincinnati, Ohio
Enrollment: 53,235
President: Neville G. Pinto
Athletic Director: John Cunningham
Stadium/Capacity: Nippert Stadium/38,088
School Colors: Red and Black
Nickname: Bearcats
Conference: Big 12

Head Coach: Scott Satterfield
Record at Cincinnati: 8-16
(Entering 3rd year)
Overall Record: 84-64
2024 Record: 5-7
Conference Record/Finish: 3-6 (T-11th in Big 12)
All-time record: 667-615-50
BYU record vs. Cincinnati: 3-0

8/28 vs. Nebraska
9/6 Bowling Green
9/13 Northwestern State
9/27 at Kansas
10/4 Iowa State
10/11 UCF
10/18 at Oklahoma State
10/25 Baylor
11/1 at Utah
11/15 Arizona
11/22 BYU
11/29 at TCU

CONTACT: Zach Stipe, Associate AD for Communications, (865) 244-6119, stipezd@ucmail.uc.edu

gobearcats.com



SATURDAY, NOV. 29
UCF
KNIGHTS

LaVell Edwards Stadium
(62,073)

Established: 1963
Location: Orlando, Florida
Enrollment: 69,320
President: Alexander Cartwright
Athletic Director: Terry Mohajir
Stadium/Capacity: FBC Mortgage Stadium/45,301
School Colors: Black and Gold
Nickname: Knights
Conference: Big 12

Head Coach: Scott Frost
Record at UCF: 19-7 (Entering first year of second stint, 2 previous)
Overall Record: 35-38
(Entering 8th year)
2024 Record: 4-8
Conference Record/Finish: 2-7 (T-13th in Big 12)
All-time record: 299-241-1
BYU record vs. UCF: 3-1

8/28 Jacksonville State
9/6 North Carolina A&T
9/20 North Carolina
9/27 at Kansas State
10/4 Kansas
10/11 at Cincinnati
10/18 West Virginia
11/1 at Baylor
11/7 Houston
11/15 at Texas Tech
11/22 Oklahoma State
11/29 at BYU

CONTACT: Ken Landis, Assistant AD for Strategic Communications, (954) 531-4322, klandis@athletics.ucf.edu

ucfknights.com



OPPONENT	WON	LOST	TIE	FIRST	LAST
Air Force Academy	24	7	0	1956	2010
Alabama	0	1	0	1998	1998
Arizona	13	12	1	1936	2024
Arizona State	8	21	0	1935	2024
Arkansas	1	1	0	2022	2023
Arkansas State	1	0	0	1996	1996
Baylor	3	2	0	1983	2024
Boise State	5	8	0	2003	2022
Boston College	1	2	0	1985	2006
Bowling Green	1	1	0	1975	1983
California	3	2	0	1999	2018
California-Davis	2	2	1	1926	1937
Cal Poly	1	0	0	1960	1960
Cincinnati	3	0	0	2015	2023
Coastal Carolina	0	1	0	2020	2020
Colorado College	4	3	0	1923	1936
Colorado	4	8	1	1923	2024
Colorado Mines	1	1	1	1922	1927
Colorado State	39	27	3	1922	2010
Colo. St. Teachers	6	3	1	1923	1937
Connecticut	2	0	0	2014	2015
Denver	7	15	0	1933	1960
East Carolina	1	2	0	2015	2022
Eastern Illinois	1	0	0	2005	2005
Eastern Washington	1	0	0	2007	2007
Florida State	0	4	0	1991	2010
Fort Douglas	0	1	0	1942	1942
Fort Hood	1	0	0	1950	1950
Fresno State	5	6	0	1956	2017
George Washington	0	2	0	1962	1963
Georgia	0	1	0	1982	1982
Georgia Southern	1	0	0	2021	2021
Georgia Tech	3	1	0	2002	2013
Hawaii	23	8	0	1930	2018
Houston	4	0	0	2013	2024
Idaho, College of	1	0	1	1928	1930
Idaho	3	2	0	1953	2012
Idaho State	7	0	0	1932	2021
Indiana	0	1	0	1979	1979
Iowa	0	0	1	1991	1991
Iowa State	0	5	0	1968	2023
Kansas	0	3	0	1992	2024
Kansas State	5	4	0	1957	2024
Liberty	1	1	0	2019	2022
Long Beach State	5	0	0	1972	1981
Los Angeles State	1	0	0	1955	1955
Louisiana State	0	1	0	2017	2017
Louisiana Tech	1	0	0	2020	2020
Louisville	0	1	0	2001	2001
Marshall	0	1	0	1999	1999
McNeese State	1	0	0	2018	2018
Miami	1	1	0	1988	1990
Michigan	1	1	0	1984	2015
Michigan State	1	0	0	2016	2016
Middle Tennessee	2	0	0	2013	2014
Mississippi State	2	2	0	2000	2017
Missouri	1	1	0	1983	2015
Montana	12	4	0	1937	1963
Montana State	8	7	0	1923	1947
Mt. St. Charles (Carroll)	0	0	1	1930	1930
Murray State	1	0	0	1998	1998
Navy	2	1	0	1978	2020
Nebraska	1	0	0	2015	2015
New Mexico	45	14	1	1951	2010
New Mexico State	3	0	0	2011	2018
Nevada	5	3	2	1929	2014
North Alabama	1	0	0	2020	2020
North Texas	3	2	0	1958	1980
Northeast Louisiana	1	0	0	1994	1994
Northern Arizona	2	0	0	1938	1939

OPPONENT	WON	LOST	TIE	FIRST	LAST
Northern Illinois	0	1	0	2018	2018
Northern Iowa	1	0	0	2008	2008
Notre Dame	2	7	0	1992	2022
Occidental	2	0	0	1932	1934
Ohio State	0	3	0	1982	1993
Oklahoma	2	1	0	1994	2023
Oklahoma State	1	3	0	1974	2024
Ole Miss	1	0	0	2011	2011
Oregon	3	4	0	1964	2022
Oregon State	5	6	0	1955	2012
Pacific	2	3	0	1958	1966
Pacific Fleet	0	2	0	1948	1949
Penn State	1	2	0	1989	1992
Pepperdine	3	1	0	1948	1951
Pittsburgh	1	1	0	1984	1987
Portland	0	2	0	1937	1938
Portland State	1	0	0	2017	2017
Regis	1	0	0	1930	1930
Rice	1	1	0	1996	1997
Sam Houston State	1	0	0	2023	2023
San Diego State	29	8	1	1947	2020
San Diego NAS	1	0	0	1952	1952
San Francisco	0	2	0	1931	1941
San Jose State	8	10	0	1946	2017
Savannah State	1	0	0	2014	2014
South Dakota	1	0	0	1932	1932
South Florida	2	1	0	2019	2022
Southern Illinois	1	0	0	2024	2024
Southern Methodist	5	0	0	1980	2024
Southern Mississippi	1	1	0	1975	1976
Southern Utah	2	0	0	2016	2023
Stanford	1	2	0	2003	2022
Syracuse	1	1	0	2000	2002
Temple	2	0	0	1985	1986
Texas	4	2	0	1987	2023
Texas A&M	2	1	0	1979	1996
TCU	5	7	0	1987	2023
Tennessee	1	0	0	2019	2019
Texas-San Antonio	1	0	0	2020	2020
Texas State	1	0	0	2020	2020
Texas Tech	1	1	0	1940	2023
Toledo	1	1	0	2016	2019
Troy	1	0	0	2020	2020
Tulane	2	1	0	1998	2009
Tulsa	6	1	0	1971	2007
UAY All-Stars	1	0	0	1931	1931
UCF	3	1	0	2011	2024
UCLA	3	9	0	1983	2016
UMass	3	1	0	2016	2019
UNLV	17	3	0	1978	2017
U.S. Marines	0	1	0	1933	1933
USC	2	2	0	2003	2021
UNLV	16	3	0	1978	2014
UTEP	29	7	1	1946	2010
Utah	33	59	4	1922	2024
Utah State	51	37	3	1922	2022
Utah Tech	1	0	0	2022	2022
Virginia	3	3	0	1987	2021
Wagner	1	0	0	2015	2015
Washington	4	7	0	1985	2019
Washington State	4	1	0	1981	2021
Weber State	3	0	0	1973	2012
West Texas State	0	1	0	1961	1961
West Virginia	0	2	0	2016	2023
Western Kentucky	1	0	0	2020	2020
Western Michigan	4	2	0	1962	2018
Western State	20	0	0	1923	1951
Wichita State	0	1	0	1956	1956
Wisconsin	2	2	0	1980	2018
Wyoming	47	30	3	1922	2024
OVERALL	627	445	26	1922	2024



BIG 12 COMPOSITE SCHEDULE

SATURDAY, AUGUST 23

Iowa State vs. Kansas State
Fresno State at Kansas

THURSDAY, AUGUST 28

Jacksonville State at UCF
Stephen F. Austin at Houston
UT Martin at Oklahoma State
Nebraska vs. Cincinnati

FRIDAY, AUGUST 29

Auburn at Baylor
Wagner at Kansas
Georgia Tech at Colorado

SATURDAY, AUGUST 30

Utah at UCLA
Portland State at BYU
Hawaii at Arizona
Northern Arizona at Arizona State
South Dakota at Iowa State
North Dakota at Kansas State
Arkansas Pine-Bluff at Texas Tech
Robert Morris at West Virginia

MONDAY, SEPTEMBER 1

TCU at North Carolina

FRIDAY, SEPTEMBER 5

James Madison at Louisville

SATURDAY, SEPTEMBER 6

Stanford at BYU
Cal Poly at Utah
Arizona State at Mississippi State
Kansas at Missouri
Iowa at Iowa State
Oklahoma State at Oregon
Baylor at SMU
Weber State at Arizona
Bowling Green at Cincinnati
Delaware at Colorado
Army at Kansas State
West Virginia at Ohio
Houston at Rice
Kent State at Texas Tech
North Carolina A&T at UCF

FRIDAY, SEPTEMBER 12

Kansas State at Arizona
Colorado at Houston

SATURDAY, SEPTEMBER 13

Utah at Wyoming
Oregon State at Texas Tech
Pittsburgh at West Virginia
Texas State at Arizona State

Iowa State at Arkansas State
Samford at Baylor
Northwestern State at Cincinnati
Abilene Christian at TCU

FRIDAY, SEPTEMBER 19

Tulsa at Oklahoma State

SATURDAY, SEPTEMBER 20

BYU at East Carolina
Texas Tech at Utah
SMU at TCU
North Carolina at UCF
Arizona State at Baylor
Wyoming at Colorado
West Virginia at Kansas

FRIDAY, SEPTEMBER 26

TCU at Arizona State

SATURDAY, SEPTEMBER 27

BYU at Colorado
Utah at West Virginia
Houston at Oregon State
Arizona at Iowa State
Cincinnati at Kansas
UCF at Kansas State
Baylor at Oklahoma State

FRIDAY, OCTOBER 3

West Virginia at BYU

SATURDAY, OCTOBER 4

Oklahoma State at Arizona
Kansas State at Baylor
Iowa State at Cincinnati
Texas Tech at Houston
Colorado at TCU
Kansas at UCF

SATURDAY, OCTOBER 11

BYU at Arizona
Arizona State at Utah
UCF at Cincinnati
Iowa State at Colorado
TCU at Kansas State
Houston at Oklahoma State
Kansas at Texas Tech

SATURDAY, OCTOBER 18

Utah at BYU
Texas Tech at Arizona State
Arizona at Houston
Cincinnati at Oklahoma State
Baylor at TCU
West Virginia at UCF

SATURDAY, OCTOBER 25

BYU at Iowa State
Colorado at Utah
Houston at Arizona State
Baylor at Cincinnati
Kansas State at Kansas
Oklahoma State at Texas Tech
TCU at West Virginia

SATURDAY, NOVEMBER 1

Cincinnati at Utah
UCF at Baylor
Arizona at Colorado
West Virginia at Houston
Arizona State at Iowa State
Oklahoma State at Kansas
Texas Tech at Kansas State

FRIDAY, NOVEMBER 7

Houston at UCF

SATURDAY, NOVEMBER 8

BYU at Texas Tech
Kansas at Arizona
Iowa State at TCU
Colorado at West Virginia

SATURDAY, NOVEMBER 15

Utah at Baylor
TCU at BYU
West Virginia at Arizona State
Arizona at Cincinnati
Kansas State at Oklahoma State
UCF at Texas Tech

SATURDAY, NOVEMBER 22

BYU at Cincinnati
Kansas State at Utah
Baylor at Arizona
Arizona State at Colorado
TCU at Houston
Kansas at Iowa State
Oklahoma State at UCF

FRIDAY, NOVEMBER 28

Utah at Kansas
Arizona at Arizona State

SATURDAY, NOVEMBER 29

UCF at BYU
Houston at Baylor
Colorado at Kansas State
Iowa State at Oklahoma State
Cincinnati at TCU
Texas Tech at West Virginia



BYU FOOTBALL: 2024 SEASON REVIEW

In its 100th season in 2024, BYU football won 11 games, finished tied for first in the Big 12 standings and crowned the year with a dominant bowl victory to cap a season to remember.

The 2024 season featured an entertaining BYU team that, despite being picked to finish 13th out of 16 teams in the league, finished No. 13 in the final national rankings. The Cougars were constantly in the national conversation as a team in competition for the College Football Playoff and in contention for a Big 12 title until the last day of the regular season.

Twenty seniors led the way in 2024 for BYU's 13th 11-win season in program history, and the third double-digit victory campaign in the last five seasons. Most of BYU's 2024 senior class finished with an overall record of 45-18, tied for No. 10 in total wins since 2020 and ranking No. 8 in winning percentage (.714) in that span. Only seven teams in college football finished with more than 11 wins in 2024 and a total of 16 reached the 11-win mark in the FBS.

In celebration of its 100th season of football, BYU featured several callbacks to the past during the 2024 campaign. The program honored the great teams, coaches and players throughout the year, highlighted the great moments on and off the field and paid homage to the history and success of the program through different ways in 2024.

Head Coach Kalani Sitake

Sitake was named the AFCA Region 4 Coach of the Year and a finalist for AFCA National Coach of the Year, was a semifinalist for the George Munger Award given to the nation's top coach and was selected as one of three individuals to be inducted into the 2025 Class of the Polynesian Football Hall of Fame.

Early in the season, Sitake was also named to the Paul "Bear" Bryant Coach of the Year Award Watchlist and the Dodd Trophy Midseason Watch List. He completed the season as one of just eight active FBS head coaches with three seasons of 10-plus wins over the last five seasons while boasting the No. 8 winning percentage in that timeframe.

In the Spotlight

The program's culture of "Love and Learn" was on display in full, highlighted by a visit from Fox's Big Noon Kickoff and the program was often featured on ESPN's College Game Day. BYU played on national broadcast networks ABC and FOX and was featured on ESPN seven times as well as games on ESPN2, FS1, CBS Sports and ESPN+ in 2024, culminating with the most-watched game in the modern era of BYU football with 8 million viewers against Colorado in the Valero Alamo Bowl on ABC—the most-watched bowl game outside of the College Football Playoff in the 2024 season.

Cougar Nation also showed up in droves to both LaVell Edwards Stadium and on the road all season long, including the sold-out Alamo Bowl with 64,261 fans in attendance, the most at a game outside the CFP.

The program led the Big 12 in attendance, averaging an over-capacity 62,849 fans in LaVell Edwards Stadium, the most since 2009, to rank No. 25 in the nation. The game day experience in Provo was brought to a new level in 2024 with more Cosmo stunts, drone shows, LED lighting, music, fireworks and more. The venue was constantly highlighted as one of the best game environments in the nation by visiting fans, media members and opponents throughout the season.

BYU coaches and players participated in more than 200 national media interviews leading up to and during the 2024 campaign, ranging from USA Today, The Wall Street Journal, The Associated Press, The Athletic, The Atlantic, Sports Dissected, Sports Illustrated, ABC, FOX, CBS, ESPN, ESPN Radio, Tune-in Radio, Sirius College Sports Radio and more.

BYU finished at No. 13 in the final Associated Press Top 25 and No. 14 in the final AFCA Coaches Poll following the conclusion of the college football postseason. The No. 13 final ranking is its highest since finishing No. 11 in 2020 after an 11-1 season, and marks the program's 12th top-15 final ranking in school history. Overall, the Cougars have finished in the top 25 during 21 seasons, including three of the last five years.

With all eyes on BYU in 2024, the Cougars put together one of the program's best seasons in history.

Setting the Tone

After playing 10 power-five teams in 2023, the Cougars followed it up with a program-record 11 opponents from power conferences in 2024. BYU faced three teams that finished in the AP Top 25 and five bowl teams, including two College Football Playoff teams.

Days before the 2024 season kicked off against FCS Southern Illinois, the team had a lot more on its mind than just football when associate head coach and defensive coordinator Jay Hill suffered a health scare.

Despite being released from the hospital the morning of the season opener, Coach Hill was determined to be with the team at the stadium and watched the Cougars start the year with a dominant 41-13 victory over the Salukis.

Hill never missed a game and helped set the tone for BYU's strong defensive performance in 2024.

Fast Start

After a season-opening win against Southern Illinois, BYU played a short-week road game on a Friday night in Dallas against SMU in the earliest test of the 2024 season.

The Mustangs entered the game as one of the most potent offenses in the nation and BYU held them to just 15 points on five field goals—the first time SMU hadn't scored a touchdown since 2016. The Cougar offense did just enough to overcome a 9-7 halftime deficit. A late-third quarter touchdown and a 26-yard chip shot by Will Ferrin with 1:58 to go in the game was the difference in an 18-15 victory for the Cougars.

The win at SMU would pay dividends throughout the season as Mustangs went on to win nine in a row, with the loss to BYU as their only setback of the regular season. SMU played Clemson in the ACC title game, with both earning a spot in the College Football Playoff after the Tigers won on a last-second field goal. SMU's potent offense finished the year No. 8 nationally in scoring, with only CFP opponent Penn State being able to hold the Mustangs to less total yards and points in a game than BYU.

Following the SMU statement win, the Cougars stayed on the road to face old WAC and MWC foe Wyoming, where BYU used a 100-yard Keelan Marion kickoff return for a touchdown to spark a runaway second half in a 34-14 victory in Laramie.

Making a Statement

BYU welcomed No. 13 Kansas State to LaVell Edwards Stadium in what proved to be a night to remember in Provo.

Trailing 6-3 with 1:17 left in the first half, the Cougars, donning their 1996 Cotton Bowl throwback uniforms, scored four touchdowns in a span of 5 minutes and 23 seconds thanks to three Kansas State turnovers and a wild 90-yard Parker Kingston punt return for a touchdown. Scoring touchdowns in all three phases—offense, defense and special teams, BYU flipped the game on its head, roaring to a 31-6 lead and never looked back, winning 38-9 in one of the most electric atmospheres all season at LaVell Edwards Stadium.

The 29-point win became largest margin of victory over a top-15 ranked team in BYU history. In holding the Wildcats without a touchdown, BYU became the first program since 2020 to accomplish that feat against K-State. Coupled with the win over SMU, BYU's defense successfully kept two opponents out the end zone in the same season for the first time since BYU's No. 3-ranked defense in 2012.

Big Noon Comes to Provo

Following its dominant win over Kansas State, BYU went on the road and beat a Baylor team 34-28 that was just starting to heat up in conference play. The Bears went on to win six of their last seven games following the loss to the Cougars.

After starting conference play 2-0 and holding a perfect 5-0 record, BYU was selected to host Fox's Big Noon Kickoff for its homecoming game against Arizona.

Big Noon Kickoff's host Rob Stone along with analysts Mark Ingram II, Matt Leinart, Urban Meyer and Brady Quinn got the party started early on Saturday morning in front of a raucous BYU crowd outside of LaVell Edwards Stadium. The Cougars then delivered on the field with a complete victory in a 41-19 drubbing of the Wildcats to stay perfect at 6-0.



Staying Unbeaten

On another short week, BYU hosted a hungry Oklahoma State team featuring 2023 Doak Walker Award winner Ollie Gordon that was determined to turn its season around. The game was a dogfight with scores back and forth before the Cowboys looked ready to end the dream season for the Cougars with a go-ahead score with 1:13 remaining.

Retzlaff engineered a 75-yard drive, highlighted by a 27-yard keeper to get deep into Oklahoma State territory with less than 30 seconds to go. Retzlaff spiked the ball to stop the clock and on the next play hit Lassiter in stride at the 10-yard line, who then shook and baked his way into the end zone with 10 seconds on the clock to win the game 38-35 in an instant classic in Provo.

BYU returned to the road for its longest trip of the season to visit Orlando the next week against UCF. Facing the favored Knights with one of the nation's top running backs in RJ Harvey, the Cougars used a balanced attack on offense and a stingy defense to build a 24-10 lead at half and go on to win 37-24 heading into a critical bye week.

After a week off, BYU and Utah matched up in another rivalry classic at Rice-Eccles Stadium. Preseason favorites to win the Big 12, Utah also entered the game coming off a bye week to prepare having lost four in a row and likely out of contention for a conference title but eager to spoil BYU's perfect record.

Down 21-19 with 1:56 to play, BYU began its final drive at its own 9-yard-line and snatched renewed life from the jaws of defeat when a defensive holding call against Utah gave the Cougars a first down at their own 19.

Two plays later, receiver Chase Roberts dove for a 30-yard completion from Retzlaff that kept BYU driving to its 49. Retzlaff then connected with Darius Lassiter for a gain of 12 into Utah territory. Hinckley Ropati bettered BYU's field position with a run of 14 yards to the Utah 25 as the clock hit one minute to play.

The Cougars used the ensuing plays to maneuver into a field goal spot and sent Will Ferrin and the field goal unit onto the field as the clock was winding down into the final seconds. Ferrin sent the kick 44 yards through the middle of the uprights for three, winning the game 22-21 and moving BYU to 9-0, its second-consecutive win over the Utes and first in Salt Lake since 2006.

BYU's defense held Utah scoreless in the second half, allowing only four first downs and just 79 total yards. Aside from Ferrin's heroics, The Cougars also got a kickoff return touchdown from Keelan Marion and the special teams unit for a complete victory.

The win marked the first 9-0 start since 2020, second under Kalani Sitake and fifth in school history (2024, 2020, 2001, 1984, 1979).

Setbacks, Finishing Strong

At 9-0, BYU reached 6-0 in Big 12 play and No. 6 in the CFP rankings before heading into its matchup with a red-hot Kansas team. Unfortunately, the perfect season came to an end against the Jayhawks in game 10, with Kansas scoring the 3-yard, go-ahead touchdown after a quick-kick punt by the KU quarterback hit the back of a the BYU defensive back's helmet while in pass coverage and was recovered by the Jayhawks at the 3 yard line.

Despite getting the ball into the red zone for another potential game winner inside the final minute, the Cougars came up short in the heartbreaking 17-14 loss for its first blemish of the season. The Jayhawks, picked in the preseason among the league favorites, became the first team in NCAA history with a losing record to defeat three straight nationally ranked opponents.

The next week, with its own destiny for the Big 12 championship game still in control, BYU traveled to Tempe to face Arizona State in a battle of the league's top teams. After falling behind 21-0, the Cougars came back to make it 28-23 in the fourth quarter. Attempting to dial up another comeback, a late interception while moving the ball doomed most hopes of another come-from-behind win. BYU, however, did get one final chance. After an extended delay due to a premature field rush by ASU fans, BYU regained possession for one final play and got off a long Hail Mary pass caught by Roberts but the surrounding Sun Devil defenders pulled him to the ground two yards short of a game-winning score.

At 9-2 overall and 6-2 in league play, BYU needed some help to make it to the Big 12 title game on the final day of the regular season. The other potential outcomes that day didn't happen the way the Cougars needed, but it didn't stop BYU from taking care of

its own business on senior night with a 30-18 victory over Houston in Provo to finish the regular season at 10-2 and tied at 7-2 for the best record in the Big 12.

Remember the Alamo

The Cougars were selected to the Valero Alamo Bowl as the Big 12's top choice, in a unique matchup against Colorado, representing as a former Pac-12 member for an all-Big 12 bowl game.

The two ranked teams with charismatic coaches, senior leadership and the 2024 Heisman Trophy winner, faced off in one of the most watched postseason games of 2024.

Despite having the better record and higher ranking, BYU was the underdog yet again in the game and delivered one of its most complete victories of the 2024 season against the Buffaloes.

BYU's defense was especially dominant, shutting out Colorado's offense in the first half and harassing Buffalo quarterback Shedeur Sanders all game with four sacks and two interceptions. The Cougar defense held Colorado to just two rushing yards.

Linebacker Isaiah Glasker was named the Defensive MVP with eight tackles, 1.5 tackles for loss and an interception, while Offensive MVP running back LJ Martin posted 121 all-purpose yards and two touchdowns while punt returner Parker Kingston housed his second return of the year for a 64-yard touchdown. Kicker Will Ferrin put the icing on cake of his record-setting season with a pair of 50-plus yard field goals en route making the most in any season in BYU football history with 24.

In the National Polls

BYU moved up to No. 13 in the final Associated Press Top 25 and No. 14 in the final AFCA Coaches Poll following the national championship game on January 20.

After being picked 13th in the Big 12 preseason media poll, the Cougars ended up being No. 13 in the nation following an 11-2 season and 7-2 conference record to finish in a four-way tie atop the conference standings. AP voters advanced BYU four spots in their final rankings, while coaches moved the Cougars three places in the AFCA's US LBM Coaches Poll published by USA TODAY Sports.

BYU's No. 13 final ranking was its highest since finishing No. 11 in 2020 after an 11-1 season, and marked the program's 12th top-15 final ranking in school history. Overall, the Cougars have finished in the top 25 during 21 seasons, including three of the last five years.

In 2024, BYU earned victories over two teams in the final top-25 rankings, in No. 11/12 SMU and No. 25 Colorado. The Cougars achieved two wins over final top-25 teams for the fourth time in school history, something past BYU programs previously accomplished in 2021, 1996 and 1983.

During the season, BYU faced two teams that qualified for the inaugural 12-team CFP playoff, giving SMU its only regular-season blemish and coming up two yards short of victory in a 28-23 setback at ASU.

The final AP ranking marked BYU's 292nd overall appearances in the AP poll since its first national ranking in 1974. Since that season 50 years ago, BYU has amassed 441 victories to rank No. 8 in total wins among all FBS programs in that timeframe.

The Cougars were ranked in the last 13 national polls since entering the top 25 this season at No. 22 in week five of the polls to receive a top-25 ranking for the first time since week five of the 2022 season.

In their second season in the Big 12 in 2024, the Cougars finished league play in a four-way tie for first place in the conference standings at 7-2 along with Arizona State, Iowa State and Colorado. With the Cougars and Buffaloes not advancing to the title game due to tiebreaker scenarios, the Sun Devils (11-2) claimed the 2024 Big 12 Championship by defeating the Cylones (10-3) at AT&T Stadium in Arlington, Texas, and received the No. 4 seed in the CFP as the Big 12 champion.

The Cougars were ranked No. 9, No. 6, No. 14 and No. 19, No. 18 and No. 17 in the CFP rankings released this season.



SIU
BYU

0
14

6
3

7
14

0
10

13
41

8.31.2024 • PROVO, UT • LAVELL EDWARDS STADIUM (63,712) • ESPN+



	SIU	BYU
Score	13	41
FIRST DOWNS	12	27
RUSHES-YARDS (NET)	25-123	47-179
PASSING-YARDS (NET)	108	348
Passes Att-Comp-Int	26-13-1	30-20-0
TOTAL OFFENSE PLAYS-YARDS	51-231	77-527
Fumble Returns-Yards	0-0	0-0
Punt Returns-Yards	0-0	2-24
Kickoff Returns-Yards	1-21	1-4
Interception Returns-Yards	0-0	1-3
Punts (Number-Avg)	7-45.7	2-42.0
Fumbles-Lost	0-0	2-0
Penalties-Yards	6-68	3-15
Possession Time	20:46	39:14
Third-Down Conversions	4-12	7-15
Fourth-Down Conversions	0-1	3-4
Red-Zone Scores-Chances	1-1	5-6



Southern Ill.

Rushing	No.	Gain	Loss	Net	TD	Lg	Avg
Williams,DJ	15	137	16	121	2	38	8.1
Lester Jr.,Shaun	5	9	4	5	0	4	1
Geelen,Paul	1	2	0	2	0	2	2

Passing	C-A-I	Yds	TD	Long	Sack
Williams,DJ	10-20-1	98	0	43	2
Simmons,Hunter	3-6-0	10	0	5	0

Receiving	No.	Yards	TD	Long	Tgt
Lewis,Keontez	2	49	0	43	3
Hezekiah,Nah'shawn	2	22	0	14	3
Davis III,Vinson	2	7	0	10	3
Hartson,Willtrell	2	5	0	3	2

Punting	No.	Yds	Avg	Long	In20	TB
Geelen,Paul	7	320	45.7	65	3	0

Punt Returns	No.	Yards	TD	Long
--------------	-----	-------	----	------

Kick Returns	No.	Yards	TD	Long
Marrero Jr.,Tae	1	21	0	21

Tackles	UA-A	Total	Sacks	TFL
Bohanek,Colin	3-9	12	0.5	0.5
Bogle,Ben	4-4	8	1	1
Brown,Iverson	4-3	7	0	0

Qtr	Time	Scoring Play	V-H
1st	06:16	BYU - Ropati,Hinckley 1 yd TD RUSH (PAT Kick by Ferrin,Will GOOD) , 13-65 07:12	0-7
1st	01:56	BYU - Phillips,Jojo 57 yd TD PASS from Retzlaff,Jake (PAT Kick by Ferrin,Will GOOD) , 4-86 01:21	0-14
2nd	00:46	SIU - Williams,DJ 4 yd TD RUSH , 8-70 02:43	6-14
2nd	00:00	BYU - Ferrin,Will 50 yd FG , 5-43 00:46	6-17
3rd	11:19	BYU - Martin,LJ 7 yd TD PASS from Retzlaff,Jake (PAT Kick by Ferrin,Will GOOD) , 7-75 03:41	6-24
3rd	08:12	BYU - Ta'ase,Mata'ava 19 yd TD PASS from Retzlaff,Jake (PAT Kick by Ferrin,Will GOOD) , 3-38 01:27	6-31
3rd	04:19	SIU - Williams,DJ 38 yd TD RUSH (PAT Kick by Geelen,Paul GOOD) , 8-75 03:53	13-31
4th	12:35	BYU - Martin,LJ 1 yd TD RUSH (PAT Kick by Ferrin,Will GOOD) , 5-37 02:25	13-38
4th	07:09	BYU - Ferrin,Will 41 yd FG , 9-42 04:11	13-41

BYU

Rushing	No.	Gain	Loss	Net	TD	Lg	Avg
Martin,LJ	13	68	1	67	1	19	5.2
Ropati,Hinckley	13	57	0	57	1	16	4.4
Davis,Miles	5	24	0	24	0	12	4.8

Passing	C-A-I	Yds	TD	Long	Sack
Retzlaff,Jake	20-30-0	348	3	57	2

Receiving	No.	Yards	TD	Long	Tgt
Roberts,Chase	7	108	0	25	8
Marion,Keelan	3	61	0	52	4
Phillips,Jojo	2	70	1	57	2
Epps,Kody	2	8	0	5	4

Punting	No.	Yds	Avg	Long	In20	TB
Vander Haar,Sam	2	84	42.0	48	1	0

Punt Returns	No.	Yards	TD	Long
Kingston,Parker	2	24	0	17

Kick Returns	No.	Yards	TD	Long
Marion,Keelan	1	-4	0	0

Tackles	UA-A	Total	Sacks	TFL
Kelly,Jack	3-2	5	0	0.5
Taggart,Harrison	0-3	3	0	0
Bagnah,Isaiah	1-2	3	1	1.5

COUGARS STRIKE EARLY AND OFTEN IN 41-13 WIN OVER SALUKIS

PROVO, Uah — BYU scored early and often in its 41-13 win over the Southern Illinois Salukis at Lavell Edwards Stadium on Saturday night, the fifth consecutive season-opening for the Cougars.

BYU put together a decisive all-around performance against Southern Illinois with 527 total yards of offense, 179 coming on the ground and 348 through the air. The Cougar defense also impressed as it held the Salukis to 231 yards of total offense, forcing four three-and-outs, a turnover on downs and an interception.

BYU quarterback Jake Retzlaff earned his first win as the Cougars' starter with a 348-yard barrage on 20-30 passing for three touchdowns and no turnovers. Retzlaff also picked up 16 yards on eight carries in the win.

Retzlaff's target of choice was Chase Roberts who tallied seven receptions for 108 yards. Retzlaff connected with Roberts on passes of 25, 24, 18, 14 and 13 yards to set up multiple Cougar touchdowns.

LJ Martin and Hinckley Ropati each found the end zone for BYU en route to the 28-point victory. Martin recorded 67 yards on 13 carries, including a 19-yard scamper that set up his 1-yard touchdown two plays later. Ropati also carried the ball 13 times for 57 yards, including his one-yard touchdown on the season's opening possession.

Linebacker Jack Kelly led the BYU defense with five tackles, three solo and a quarterback hurry while 24 Cougars recorded a tackle, 14 with two or more. Jakob Robinson recorded the game's only turnover with his fourth-quarter interception of Southern Illinois quarterback DJ Williams.



BYU
SMU

7
0

0
9

8
3

3
3

18
15

9.6.2024 • DALLAS, TX • GERALD J FORD STADIUM (31,172) • ESPN2



	BYU	SMU
Score	18	15
FIRST DOWNS	16	18
RUSHES-YARDS (NET)	35-134	36-117
PASSING-YARDS (NET)	202	144
Passes Att-Comp-Int	29-15-2	36-17-1
TOTAL OFFENSE PLAYS-YARDS	64-336	72-261
Fumble Returns-Yards	2-0	1-0
Punt Returns-Yards	2-7	4-22
Kickoff Returns-Yards	3-53	2-31
Interception Returns-Yards	1-0	2-47
Punts (Number-Avg)	6-41.2	4-48.3
Fumbles-Lost	2-1	2-2
Penalties-Yards	5-45	7-69
Possession Time	30:53	29:07
Third-Down Conversions	2-13	3-16
Fourth-Down Conversions	2-3	2-4
Red-Zone Scores-Chances	3-3	2-5



BYU

Rushing	No.	Gain	Loss	Net	TD	Lg	Avg
Davis,Miles	3	39	2	37	0	37	12.3
Retzlaff,Jake	10	45	10	35	0	12	3.5
Ropati,Hinckley	8	33	1	32	0	13	4

Passing	C-A-I	Yds	TD	Long	Sack
Retzlaff,Jake	15-28-2	202	1	57	1
TEAM	0-1-0	0	0	0	0

Receiving	No.	Yards	TD	Long	Tgt
Lassiter,Darius	2	62	0	57	5
Ta'ase,Mata'ava	2	42	1	26	3
Roberts,Chase	2	26	0	14	5
Marion,Keelan	2	22	0	11	2

Punting	No.	Yds	Avg	Long	In20	TB
Vander Haar,Sam	3	128	42.7	46	0	0
Rehkow,Landon	3	119	39.7	49	0	0

Punt Returns	No.	Yards	TD	Long
Kingston,Parker	2	7	0	9

Kick Returns	No.	Yards	TD	Long
Marion,Keelan	3	53	0	24

Tackles	UA-A	Total	Sacks	TFL
Taggart,Harrison	4-4	8	0	0.5
Mangelson,Blake	2-5	7	1	2.5
Glasker,Isaiah	2-4	6	1	1

Qtr	Time	Scoring Play	V-H
1st	07:16	BYU - Ta'ase,Mata'ava 16 yd TD PASS from Retzlaff,Jake (PAT Kick by Ferrin,Will GOOD) , 8-75 03:23	7-0
2nd	13:06	SMU - Rogers,Collin 53 yd FG , 5-16 01:46	7-3
2nd	06:03	SMU - Rogers,Collin 52 yd FG , 10-36 03:26	7-6
2nd	00:42	SMU - Rogers,Collin 38 yd FG , 9-50 02:04	7-9
3rd	09:28	SMU - Rogers,Collin 28 yd FG , 11-24 04:13	7-12
3rd	01:15	BYU - Nawahine,Enoch 9 yd TD RUSH (PAT Pass by Hill,Keanu GOOD) , 7-61 04:19	15-12
4th	06:17	SMU - Rogers,Collin 45 yd FG , 6-17 02:51	15-15
4th	01:58	BYU - Ferrin,Will 26 yd FG , 9-67 04:19	18-15

SMU

Rushing	No.	Gain	Loss	Net	TD	Lg	Avg
Smith,Brashard	14	79	4	75	0	30	5.4
Jennings,Kevin	9	38	0	38	0	15	4.2
Knighton,Jaylan	8	36	1	35	0	17	4.4

Passing	C-A-I	Yds	TD	Long	Sack
Stone,Preston	2-4-0	4	0	2	3
Jennings,Kevin	15-32-1	140	0	20	0

Receiving	No.	Yards	TD	Long	Tgt
Smith,Key'Shawn	4	46	0	20	5
Smith,Brashard	4	21	0	10	4
Bailey,Jake	3	34	0	17	7
Knighton,Jaylan	2	16	0	11	4

Punting	No.	Yds	Avg	Long	In20	TB
Pearson,Isaac	4	193	48.2	52	0	1

Punt Returns	No.	Yards	TD	Long
Daniels, Jr.,Roderick	3	24	0	20
Smith,Brashard	1	-2	0	0

Kick Returns	No.	Yards	TD	Long
Smith,Brashard	2	31	0	18

Tackles	UA-A	Total	Sacks	TFL
Moses,Ahmaad	4-5	9	0	1
Walker,Ahmad	2-5	7	0	0.5
Sanders Jr.,Cale	2-4	6	0	0

COUGARS CORRAL SMU FOR 18-15 WIN IN DALLAS

DALLAS — BYU football moved to 2-0 on the season with an 18-15 win over SMU in a defensive duel at Gerald J. Ford Stadium on Friday night.

The Cougars faced a 9-7 halftime deficit but fought back to a 15-12 lead late in the third quarter. SMU then kicked its fifth field goal of the night to square the game 15-15 with 6:17 remaining. BYU's offense responded with a nine-play, 67-yard drive that ended in Will Ferrin booting the go-ahead field goal with 1:58 to play.

After hampering the Mustang offense all night, the Cougar defense put a fitting end to the game as it forced four-straight incompletions and took over on downs.

The BYU defense forced SMU to exchange touchdowns for field goals, barring the Mustangs from the end zone for the first time since 2016. The Cougars also allowed just 261 total yards, SMU's fewest in two seasons. Mustang quarterbacks threw for just 144 yards and completed just 47 percent of passes.BYU also held SMU to 3-of-16 on third down while recording three sacks, eight tackles-for-loss, an interception, five pass breakups, seven quarterback hurries and a forced fumble.

Linebacker Harrison Taggart posted a team-high eight tackles (four solo) with half a tackle-for-loss, a forced fumble, two pass breakups and two quarterback hurries.Defensive tackle Blake Mangelson mauled his way into the Mustang backfield from the get-go and finished the night with seven tackles (two solo), 2.5 tackles-for-loss, a sack and quarterback hurry. Linebacker Isaiah Glasker tacked on six tackles (two solo), a sack and pass breakup as well.

BYU quarterback Jake Retzlaff finished the night 15-of-28 for 202 yards with one touchdown pass to two interceptions. Darius Lassiter recorded a team-high 62 receiving yards on two grabs, while tight end Mata'ava Ta'ase caught his second touchdown pass in as many weeks and had two receptions for 42 yards.



BYU 7 10 17 0 34
WYO 0 7 0 7 14

9.14.2024 • LARAMIE, WY • WAR MEMORIAL STADIUM (24,513) • CBSSN



	BYU	WYO
Score	34	14
FIRST DOWNS	23	12
RUSHES-YARDS (NET)	28-140	33-77
PASSING-YARDS (NET)	318	140
Passes Att-Comp-Int	39-25-1	32-14-1
TOTAL OFFENSE PLAYS-YARDS	67-458	65-217
Fumble Returns-Yards	0-0	0-0
Punt Returns-Yards	1-0	0-0
Kickoff Returns-Yards	2-116	1-25
Interception Returns-Yards	1-0	1-0
Punts (Number-Avg)	4-36.8	8-43.8
Fumbles-Lost	0-0	1-0
Penalties-Yards	9-80	4-48
Possession Time	33:07	26:53
Third-Down Conversions	2-11	7-18
Fourth-Down Conversions	3-3	1-2
Red-Zone Scores-Chances	4-4	2-2



BYU

Rushing	No.	Gain	Loss	Net	TD	Lg	Avg
J.Retzlaff	6	62	0	62	0	28	10.3
P.Haunga	5	35	0	35	0	12	7
S.Moa	6	20	3	17	0	11	2.8

Passing	C-A-I	Yds	TD	Long	Sack
G.Bohanon	3-3-0	27	0	14	0
J.Retzlaff	22-36-1	291	3	30	0

Receiving	No.	Yards	TD	Long	Tgt	YAC
C.Roberts	6	129	0	30	8	27
K.Hill	3	36	1	20	6	24
D.Lassiter	3	27	1	20	9	5
K.Epps	3	17	1	7	4	10

Punting	No.	Yds	Avg	Long	In20	TB
S.Vander Haar	3	134	44.7	45	1	0
L.Rehkow	1	13	13.0	13	0	0

Punt Returns	No.	Yards	TD	Long
P.Kingston	1	0	0	0

Kick Returns	No.	Yards	TD	Long
K.Marion	2	116	1	100

Tackles	UA-A	Total	Sacks	TFL
R.Damuni	4-0	4	0	0
H.Taggart	3-1	4	0	1
I.Glasker	3-1	4	0	1

Qtr	Time	Scoring Play	V-H
1st	05:58	BYU - K.Hill 20 yd TD PASS from J.Retzlaff (PAT KICK by W.Ferrin GOOD) , 7-44 3:24	7-0
2nd	09:12	BYU - K.Epps 3 yd TD PASS from J.Retzlaff (PAT KICK by W.Ferrin GOOD) , 9-74 4:23	14-0
2nd	05:11	WYO - E.Svoboda 2 yd TD RUSH (PAT KICK by J.Hoyland GOOD) , 11-75 4:01	14-7
2nd	00:45	BYU - W.Ferrin 49 yd FG , 7-43 2:04	17-7
3rd	14:45	BYU - K.Marion 100 yd TD KICKOFF RETURN (PAT KICK by W.Ferrin GOOD) ,	24-7
3rd	09:42	BYU - W.Ferrin 37 yd FG , 8-45 4:07	27-7
3rd	00:02	BYU - D.Lassiter 20 yd TD PASS from J.Retzlaff (PAT KICK by W.Ferrin GOOD) , 5-77 2:33	34-7
4th	06:29	WYO - S.Scott 1 yd TD RUSH (PAT KICK by J.Hoyland GOOD) , 12-76 5:10	34-14

Wyoming

Rushing	No.	Gain	Loss	Net	TD	Lg	Avg
E.Svoboda	9	41	10	31	1	15	3.4
S.Scott	5	21	0	21	1	15	4.2
D.Jones	14	22	5	17	0	7	1.2

Passing	C-A-I	Yds	TD	Long	Sack
E.Svoboda	14-32-1	140	0	36	1

Receiving	No.	Yards	TD	Long	Tgt	YAC
T.King	3	52	0	36	5	19
J.Sargent	2	18	0	12	4	7
C.Nanke	1	24	0	24	1	4
A.Brown	1	15	0	15	1	5

Punting	No.	Yds	Avg	Long	In20	TB
J.Culbreath	8	350	43.8	50	0	0

Punt Returns	No.	Yards	TD	Long

Kick Returns	No.	Yards	TD	Long
T.King	1	25	0	25

Tackles	UA-A	Total	Sacks	TFL
I.White	6-4	10	0	0
S.Harsh	3-4	7	0	1
K.Parks	5-1	6	0	0

BYU WRAPS UP NON-CONFERENCE PLAY WITH 34-14 WRANGLING OF WYOMING

LARAMIE, Wyo. — BYU football finished non-conference play and moved to 3-0 on the season with a 34-14 defeat of Wyoming at War Memorial Stadium on Saturday night.

The Cougars took a 17-7 lead into the half and quickly expanded it to 24-7 as Keelan Marion took the second half's opening kickoff 100 yards for a touchdown: BYU's first since 2014.

With two more scores from the offense and stifling defense, the Cougars finished the night with the 20-point win.

BYU outgained Wyoming 458-217, including 140-77 on the ground and 318-140 through the air. The Cougar defense allowed the Cowboys just 2.3 yards per carry.

Jake Retzlaff completed 22 of 36 passes for 291 yards and three touchdowns to one interception. Retzlaff also toted the rock six times for 62 yards. Each of Retzlaff's three touchdown passes went to different pass catchers with receivers Kody Epps and Darius Lassiter recipients as well as tight end Keanu Hill.

Wide receiver Chase Roberts led BYU with six receptions for 129 yards, including five for 99 in the first half alone.

BYU's defense kept Wyoming off schedule much of the night with a sack, four tackles-for-loss, an interception and five pass breakups.Raider Damuni, Harrison Taggart, Isaiah Glasker and Tyler Batty all led the Cougar defense with four tackles a-piece. Taggart, Glasker, Batty and Jack Kelly each recorded tackles-for-loss while Jakob Robinson notched three pass breakups. In total, 25 players recorded a tackle for BYU in the game.



13 KSTATE 3 3 3 0 9
BYU 0 17 14 7 38

9.21.2024 • PROVO, UT • LAVELL EDWARDS STADIUM (64,201) • ESPN



	KSU	BYU
Score	9	38
FIRST DOWNS	17	14
RUSHES-YARDS (NET)	43-224	27-92
PASSING-YARDS (NET)	139	149
Passes Att-Comp-Int	29-16-2	21-15-0
TOTAL OFFENSE PLAYS-YARDS	72-363	48-241
Fumble Returns-Yards	0-0	1-30
Punt Returns-Yards	1-7	1-90
Kickoff Returns-Yards	2-40	1-18
Interception Returns-Yards	0-0	2-15
Punts (Number-Avg)	1-57.0	4-41.5
Fumbles-Lost	3-1	0-0
Penalties-Yards	8-50	2-20
Possession Time	33:03	26:57
Third-Down Conversions	8-17	3-9
Fourth-Down Conversions	0-3	1-1
Red-Zone Scores-Chances	3-3	2-2



Kansas St.

Rushing	No.	Gain	Loss	Net	TD	Lg	Avg
D.Giddens	19	96	3	93	0	26	4.9
A.Johnson	11	84	10	74	0	30	6.7
D.Edwards	6	41	0	41	0	12	6.8

Passing	C-A-I	Yds	TD	Long	Sack
A.Johnson	15-28-2	130	0	20	1
J.Knuth	1-1-0	9	0	9	0

Receiving	No.	Yards	TD	Long	Tgt	YAC
J.Brown	4	51	0	20	8	10
K.Johnson	4	30	0	9	5	13
G.Oakley	3	22	0	9	3	13
W.Anciaux	1	9	0	9	1	19

Punting	No.	Yds	Avg	Long	In20	TB
S.McClannan	1	57	57.0	57	0	0

Punt Returns	No.	Yards	TD	Long
D.Edwards	1	7	0	7

Kick Returns	No.	Yards	TD	Long
D.Edwards	2	40	0	25

Tackles	UA-A	Total	Sacks	TFL
A.Romaine	3-6	9	0	0.5
M.Sigle	3-2	5	0	0
K.Garber	3-1	4	0	0.5

Qtr	Time	Scoring Play	V-H
1st	08:01	KSU - C.Tennant 32 yd FG , 12-53 5:36	3-0
2nd	09:07	KSU - C.Tennant 27 yd FG , 16-87 8:05	6-0
2nd	02:10	BYU - W.Ferrin 31 yd FG , 13-62 6:57	6-3
2nd	01:08	BYU - T.Prassas 30 yd TD FUMB RETURN (PAT KICK by W.Ferrin GOOD) ,	6-10
2nd	00:29	BYU - C.Roberts 23 yd TD PASS from J.Retzlaff (PAT KICK by W.Ferrin GOOD) , 2-29 0:28	6-17
3rd	13:01	BYU - D.Lassiter 3 yd TD PASS from J.Retzlaff (PAT KICK by W.Ferrin GOOD) , 2-27 0:57	6-24
3rd	10:45	BYU - P.Kingston 90 yd TD PUNT RETURN (PAT KICK by W.Ferrin GOOD) ,	6-31
3rd	05:12	KSU - C.Tennant 28 yd FG , 12-64 5:33	9-31
4th	12:02	BYU - S.Moa 21 yd TD RUSH (PAT KICK by W.Ferrin GOOD) , 6-38 3:22	9-38

BYU

Rushing	No.	Gain	Loss	Net	TD	Lg	Avg
S.Moa	15	79	3	76	1	24	5.1
E.Nawahine	5	25	0	25	0	10	5
K.Marion	1	3	0	3	0	3	3

Passing	C-A-I	Yds	TD	Long	Sack
J.Retzlaff	15-21-0	149	2	24	2

Receiving	No.	Yards	TD	Long	Tgt	YAC
D.Lassiter	3	26	1	13	5	5
S.Moa	3	17	0	12	3	11
C.Roberts	2	47	1	24	3	0
R.Swanson	2	11	0	10	2	6

Punting	No.	Yds	Avg	Long	In20	TB
S.Vander Haar	4	166	41.5	46	3	0

Punt Returns	No.	Yards	TD	Long
P.Kingston	1	90	1	90

Kick Returns	No.	Yards	TD	Long
K.Marion	1	18	0	18

Tackles	UA-A	Total	Sacks	TFL
H.Taggart	3-7	10	0	0
J.Robinson	3-4	7	0	0
C.Wakley	6-1	7	0	0

BYU SCORES IN ALL THREE PHASES, BEATS NO. 13 K-STATE 38-9

PROVO, Utah — BYU football moved to 4-0 on the season and 1-0 in Big 12 Conference play with a commanding 38-9 victory over No. 13 Kansas State Saturday night at Lavell Edwards Stadium.

BYU's 29-point win is the largest margin of victory over a top-15 ranked team in program history. The Cougars held Kansas State without a touchdown for the first time since 2020. With Saturday's win, alongside an 18-15 win at SMU on Sept. 6, BYU has now held two opponents without a touchdown for the first time since 2012.

With 1:17 left in the first half, the tone of the game completely shifted. BYU linebacker Jack Kelly forced a Kansas State fumble at the Wildcats' 30 yard line. True freshman safety Tommy Prassas scooped up the ball and ran into the endzone, giving the Cougars their first lead of the game at 10-6.

On the night in which BYU honored its 1996 Cotton Bowl Championship team, the Cougars scored a touchdown in each of the three phases of the game for the first time since 1996. In a 45-17 win at Utah State in 1996, BYU's offensive touchdowns were supplemented by a 45-yard fumble recovery for a touchdown by linebacker Shay Muirbrook and a 79-yard punt return for a touchdown by wide receiver James Dye.

The Cougars' defense forced three Wildcat turnovers in the span of 2:19. Each resulted in a touchdown for BYU. The defense forced two interceptions, a fumble, a sack, three tackles for loss and two pass breakups. Harrison Taggart led BYU with 10 total tackles and Jakob Robison and Crew Wakely each pitched in with seven. Jake Retzlaff completed 15-of-21 passes on the night for a total of 149 yards and two touchdowns. The junior quarterback connected with nine receivers, with Roberts leading all pass-catchers with 47 yards on two receptions and a touchdown. Darius Lassiter led BYU receivers with three receptions for 26 yards and a touchdown.



22

BYU

BAYLOR

21

7

10

7

3

7

0

7

34

28

9.28.2024 • WACO, TX • MCLANE STADIUM (39,583) • FS1



	BYU	BU
Score	34	28
FIRST DOWNS	20	21
RUSHES-YARDS (NET)	37-151	28-63
PASSING-YARDS (NET)	216	324
Passes Att-Comp-Int	32-17-2	48-27-2
TOTAL OFFENSE PLAYS-YARDS	69-367	76-387
Fumble Returns-Yards	0-0	0-0
Punt Returns-Yards	2-4	1-20
Kickoff Returns-Yards	2-16	4-106
Interception Returns-Yards	2-0	2-2
Punts (Number-Avg)	3-51.0	3-49.3
Fumbles-Lost	0-0	0-0
Penalties-Yards	4-50	6-45
Possession Time	31:04	28:56
Third-Down Conversions	4-13	3-13
Fourth-Down Conversions	1-1	4-7
Red-Zone Scores-Chances	3-3	3-3



BYU

Rushing	No.	Gain	Loss	Net	TD	Lg	Avg
J.Retzlaff	6	53	0	53	1	17	8.8
E.Nawahine	19	56	5	51	0	12	2.7
S.Vander Haar	1	22	0	22	0	22	22

Passing	C-A-I	Yds	TD	Long	Sack
P.Kingston	0-1-0	0	0	0	0
J.Retzlaff	17-31-2	216	2	44	0

Receiving	No.	Yards	TD	Long	Tgt	YAC
D.Lassiter	8	120	1	44	13	46
C.Roberts	3	24	0	10	6	11
P.Haunga	2	22	0	13	2	29
M.Davis	1	26	1	26	2	9

Punting	No.	Yds	Avg	Long	In20	TB
S.Vander Haar	3	153	51.0	70	1	0

Punt Returns	No.	Yards	TD	Long
P.Kingston	2	4	0	2

Kick Returns	No.	Yards	TD	Long
K.Marion	1	15	0	15
R.Paulo	1	1	0	1

Tackles	UA-A	Total	Sacks	TFL
M.Collins	3-1	4	0	0
C.Wakley	4-0	4	1	1
I.Glasker	3-1	4	0	1

Qtr	Time	Scoring Play	V-H
1st	10:52	BYU - M.Davis 26 yd TD PASS from J.Retzlaff (PAT KICK by W.Ferrin GOOD) , 7-75 4:08	7-0
1st	08:26	BYU - C.Roberts 2 yd TD RUSH (PAT KICK by W.Ferrin GOOD) , 4-20 2:12	14-0
1st	03:39	BYU - J.Retzlaff 17 yd TD RUSH (PAT KICK by W.Ferrin GOOD) , 7-69 2:41	21-0
1st	00:03	BU - S.Robertson 20 yd TD RUSH (PAT KICK by C.Hawkins GOOD) , 8-80 3:30	21-7
2nd	09:32	BYU - D.Lassiter 44 yd TD PASS from J.Retzlaff (PAT KICK by W.Ferrin GOOD) , 10-85 5:28	28-7
2nd	02:10	BU - J.Cameron 1 yd TD PASS from S.Robertson (PAT KICK by C.Hawkins GOOD) , 7-57 3:27	28-14
2nd	00:30	BYU - W.Ferrin 54 yd FG , 8-39 1:40	31-14
3rd	08:44	BU - A.Hawkins 15 yd TD PASS from S.Robertson (PAT KICK by C.Hawkins GOOD) , 13-66 6:09	31-21
3rd	03:33	BYU - W.Ferrin 37 yd FG , 13-46 5:11	34-21
4th	10:07	BU - J.Cameron 23 yd TD PASS from S.Robertson (PAT KICK by C.Hawkins GOOD) , 6-68 2:32	34-28

Baylor

Rushing	No.	Gain	Loss	Net	TD	Lg	Avg
B.Washington	13	33	2	31	0	11	2.4
S.Robertson	12	59	30	29	1	20	2.4
D.Richardson	3	5	2	3	0	4	1

Passing	C-A-I	Yds	TD	Long	Sack
S.Robertson	27-48-2	324	3	34	3

Receiving	No.	Yards	TD	Long	Tgt	YAC
H.Presley	8	82	0	24	14	24
J.Cameron	7	125	2	34	11	14
B.Washington	6	37	0	14	6	34
A.Hawkins	5	74	1	21	8	18

Punting	No.	Yds	Avg	Long	In20	TB
P.Williams	3	148	49.3	52	0	0

Punt Returns	No.	Yards	TD	Long
J.Cameron	1	20	0	20

Kick Returns	No.	Yards	TD	Long
J.Bell	4	106	0	41

Tackles	UA-A	Total	Sacks	TFL
K.Thomas	5-2	7	0	1
T.Ma'ae	2-4	6	0	0
M.Jones	2-3	5	0	0

WAKLEY INTERCEPTION SEALS 34-28 WIN AT BAYLOR, SENDS NO. 22 BYU TO 5-0

WACO, Texas — BYU clung to a six-point lead with a minute to play when safety Crew Wakley picked off a Baylor pass along the sideline, sealing the 34-28 win for the Cougars at McLane Stadium on Saturday afternoon.

The Cougars used efficient offense and yet another forced turnover to take a 21-0 lead in the first quarter. Baylor's offense found its legs at the end of the first period and by half had cut the BYU lead to 31-14.

Wakley was one of six BYU defenders to record a team-high four tackles. The safety recorded solo stops on each tackle, including a sack and the game-sealing interception. Defensive tackle Blake Mangelson also posted four solo tackles and an interception, with his coming in the first quarter and immediately setting up a Cougar touchdown.

BYU's defense forced six pass breakups, including two from defensive end Logan Lutui at the line of scrimmage. Tyler Batty and defensive tackle John Taumoepeau each recorded sacks, giving the Cougars three against the Bears on the day.

Meanwhile, the BYU offensive line didn't allow a single sack to a Baylor defense that forced eight a week ago at Colorado. Quarterback Jake Retzlaff completed 18 of 32 passes for 218 yards and three touchdowns with two interceptions. Retzlaff led BYU with 53 rushing yards on six carries, including his first rushing score of the season. Running back Enoch Nawahine added 51 rushing yards on 19 carries.

Darius Lassiter proved to be Retzlaff's favorite target of the day. The senior wide receiver reeled in eight receptions for 120 yards and a touchdown.



AZ
14BYU

7
0

0
14

3
13

9
14

19
41

10.12.2024 • PROVO, UT • LAVELL EDWARDS STADIUM (64,420) • FOX



	ZONA	BYU
Score	19	41
FIRST DOWNS	25	22
RUSHES-YARDS (NET)	32-114	27-147
PASSING-YARDS (NET)	275	251
Passes Att-Comp-Int	52-26-3	33-19-0
TOTAL OFFENSE PLAYS-YARDS	84-389	60-398
Fumble Returns-Yards	1-0	1-0
Punt Returns-Yards	1-12	0-0
Kickoff Returns-Yards	0-0	0-0
Interception Returns-Yards	0-0	3-24
Punts (Number-Avg)	1-36.0	3-42.0
Fumbles-Lost	1-1	1-1
Penalties-Yards	8-51	3-39
Possession Time	32:39	27:21
Third-Down Conversions	11-19	4-11
Fourth-Down Conversions	1-4	1-2
Red-Zone Scores-Chances	3-3	4-5



Arizona

Rushing	No.	Gain	Loss	Net	TD	Lg	Avg
K.Reescano	9	48	0	48	0	14	5.3
Q.Conley	13	42	3	39	1	13	3
N.Fifita	7	37	13	24	0	12	3.4

Passing	C-A-I	Yds	TD	Long	Sack
N.Fifita	26-52-3	275	1	39	1

Receiving	No.	Yards	TD	Long	Tgt	YAC
T.McMillan	5	78	0	39	9	7
M.Lemonious-Craig	5	43	1	16	7	33
Q.Conley	4	29	0	13	6	30
K.Burnett	3	34	0	15	6	15

Punting	No.	Yds	Avg	Long	In20	TB
M.Salgado-Medina	1	36	36.0	36	1	0

Punt Returns	No.	Yards	TD	Long
J.Patterson	1	12	0	12

Kick Returns	No.	Yards	TD	Long
--------------	-----	-------	----	------

Tackles	UA-A	Total	Sacks	TFL
G.Smith	5-2	7	0	0
O.Goss	3-3	6	0	0
D.Johnson	3-3	6	0	0

Qtr	Time	Scoring Play	V-H
1st	03:27	ZONA - M.Lemonious-Craig 14 yd TD PASS from N.Fifita (PAT KICK by T.Loop GOOD) , 11-95 4:52	7-0
2nd	13:30	BYU - P.Kingston 20 yd TD PASS from J.Retzlaff (PAT KICK by W.Ferrin GOOD) , 10-75 4:57	7-7
2nd	06:30	BYU - L.Martin 33 yd TD PASS from P.Kingston (PAT KICK by W.Ferrin GOOD) , 7-99 3:40	7-14
3rd	14:50	BYU - C.Roberts 9 yd TD PASS from J.Retzlaff (PAT KICK by W.Ferrin GOOD) , 1-9 0:00	7-21
3rd	13:11	BYU - W.Ferrin 33 yd FG , 4-0 0:57	7-24
3rd	06:12	ZONA - T.Loop 47 yd FG , 8-22 3:40	10-24
3rd	01:47	BYU - W.Ferrin 39 yd FG , 10-54 4:25	10-27
4th	09:02	ZONA - T.Loop 21 yd FG , 18-72 7:45	13-27
4th	05:38	BYU - L.Martin 1 yd TD RUSH (PAT KICK by W.Ferrin GOOD) , 6-75 3:24	13-34
4th	02:58	ZONA - Q.Conley 2 yd TD RUSH (PAT PASS to N.Fifita FAILED) , 10-75 2:40	19-34
4th	01:02	BYU - I.Glasker 21 yd TD INT RETURN (PAT KICK by W.Ferrin GOOD) ,	19-41

BYU

Rushing	No.	Gain	Loss	Net	TD	Lg	Avg
H.Ropati	9	65	0	65	0	15	7.2
L.Martin	11	52	3	49	1	16	4.5
J.Retzlaff	6	29	1	28	0	16	4.7

Passing	C-A-I	Yds	TD	Long	Sack
P.Kingston	1-1-0	33	1	33	0
J.Retzlaff	18-32-0	218	2	38	0

Receiving	No.	Yards	TD	Long	Tgt	YAC
D.Lassiter	5	86	0	38	11	31
C.Roberts	5	61	1	17	6	28
L.Martin	3	46	1	33	3	13
K.Hill	3	29	0	16	3	20

Punting	No.	Yds	Avg	Long	In20	TB
S.Vander Haar	3	126	42.0	49	2	0

Punt Returns	No.	Yards	TD	Long
--------------	-----	-------	----	------

Kick Returns	No.	Yards	TD	Long
--------------	-----	-------	----	------

Tackles	UA-A	Total	Sacks	TFL
H.Taggart	6-3	9	0	0
C.Wakley	4-2	6	0	0
T.Batty	4-2	6	0	0

41-19 VICTORY OVER ARIZONA ADVANCES NO. 14 COUGARS TO SIXTH 6-0 START IN PROGRAM HISTORY

PROVO, Utah — No. 14 BYU secured a 41-19 homecoming victory over Arizona at Lavell Edwards Stadium Saturday afternoon, powered by four forced turnovers.

BYU has earned its sixth 6-0 start in school history and second under head coach Kalani Sitake (2020). The Cougars also went 6-0 to start the 2008, 2001, 1984 and 1979 seasons.

The Cougars scored five touchdowns in the contest — three passing, one rushing and a pick-six.

Jake Retzlaff went 18-of-32 for 218 yards and threw two touchdowns. The junior quarterback had passes to seven different receivers in the game. Sophomore wide receiver Parker Kingston threw the Cougars' other passing touchdown, a 33 yarder off of a double pass. Darrius Lassiter led the team in receiving yards with 86. Chase Roberts and LJ Martin followed closely behind, with 61 and 46 yards, respectively. Kingston, Roberts and Martin all had touchdown catches. Hinckley Ropati rushed for 65 yards on nine attempts to lead the Cougars. Martin racked up 49 yards on the ground, while Retzlaff ran for 28 on the day.

The BYU defense saw multiple career firsts, headlined by linebacker Harrison Taggart who recorded six solo tackles and a fumble recovery. Taggart led the team with nine total tackles, while safety Crew Wakley and defensive lineman Tyler Batty each accrued six. Fellow linebacker Isaiah Glasker had the Cougars' lone sack of the day, while also racking up five solo tackles. There were a season-high 14 quarterback hurries for BYU produced by 11 defensive players. Tanner Wall, Jakob Robinson and Glasker each recorded interceptions.



OK ST 7 14 0 14 35
13BYU 7 7 14 10 38

10.18.2024 • PROVO, UT • LAVELL EDWARDS STADIUM (62,841) • ESPN



	OSU	BYU
Score	35	38
FIRST DOWNS	22	24
RUSHES-YARDS (NET)	37-269	36-255
PASSING-YARDS (NET)	152	218
Passes Att-Comp-Int	29-18-2	28-13-3
TOTAL OFFENSE PLAYS-YARDS	66-421	64-473
Fumble Returns-Yards	0-0	0-0
Punt Returns-Yards	0-0	0-0
Kickoff Returns-Yards	3-54	1-21
Interception Returns-Yards	3-42	2-47
Punts (Number-Avg)	1-52.0	1-30.0
Fumbles-Lost	0-0	0-0
Penalties-Yards	1-5	2-15
Possession Time	31:43	28:17
Third-Down Conversions	9-13	5-10
Fourth-Down Conversions	2-2	2-2
Red-Zone Scores-Chances	4-4	3-3



Oklahoma St.

Rushing	No.	Gain	Loss	Net	TD	Lg	Avg
O.Gordon II	16	108	1	107	2	50	6.7
G.Rangel	5	83	6	77	0	54	15.4
R.Fields Jr.	8	38	0	38	0	22	4.8

Passing	C-A-I	Yds	TD	Long	Sack
A.Bowman	11-19-1	85	1	21	0
G.Rangel	6-9-1	51	1	17	1
B.Presley	1-1-0	16	1	16	0

Receiving	No.	Yards	TD	Long	Tgt	YAC
B.Presley	5	43	1	21	8	31
O.Gordon II	3	20	1	17	4	16
T.Shettron	2	33	0	18	3	10
R.Owens	2	20	0	17	2	7

Punting	No.	Yds	Avg	Long	In20	TB
W.Pahl	1	52	52.0	52	0	0

Punt Returns	No.	Yards	TD	Long
--------------	-----	-------	----	------

Kick Returns	No.	Yards	TD	Long
B.Presley	2	34	0	21
C.Cabbiness	1	20	0	20

Tackles	UA-A	Total	Sacks	TFL
K.Hylton	8-3	11	0	0
P.Robertson	8-3	11	0	0
L.Rawls	3-3	6	0	0

Qtr	Time	Scoring Play	V-H
1st	11:57	BYU - J.Retzlaff 4 yd TD RUSH (PAT KICK by W.Ferrin GOOD) , 6-75 3:03	0-7
1st	09:42	OSU - O.Gordon II 50 yd TD RUSH (PAT KICK by L.Ward GOOD) , 5-75 2:15	7-7
2nd	14:01	BYU - L.Martin 1 yd TD RUSH (PAT KICK by W.Ferrin GOOD) , 1-1 0:04	7-14
2nd	07:55	OSU - O.Gordon II 17 yd TD PASS from G.Rangel (PAT KICK by L.Ward GOOD) , 10-75 6:06	14-14
2nd	00:32	OSU - O.Gordon II 2 yd TD RUSH (PAT KICK by L.Ward GOOD) , 7-76 3:12	21-14
3rd	05:51	BYU - L.Martin 8 yd TD RUSH (PAT KICK by W.Ferrin GOOD) , 7-69 4:01	21-21
3rd	03:43	BYU - K.Marion 34 yd TD PASS from J.Retzlaff (PAT KICK by W.Ferrin GOOD) , 4-44 2:01	21-28
4th	14:50	OSU - A.Bowman 16 yd TD PASS from B.Presley (PAT KICK by L.Ward GOOD) , 9-79 3:47	28-28
4th	09:39	BYU - W.Ferrin 41 yd FG , 11-52 5:11	28-31
4th	01:13	OSU - B.Presley 6 yd TD PASS from A.Bowman (PAT KICK by L.Ward GOOD) , 17-76 8:22	35-31
4th	00:10	BYU - D.Lassiter 35 yd TD PASS from J.Retzlaff (PAT KICK by W.Ferrin GOOD) , 8-75 1:03	35-38

BYU

Rushing	No.	Gain	Loss	Net	TD	Lg	Avg
L.Martin	20	122	2	120	2	24	6
J.Retzlaff	9	86	5	81	1	29	9
H.Ropati	6	47	0	47	0	26	7.8

Passing	C-A-I	Yds	TD	Long	Sack
TEAM	0-1-0	0	0	0	0
H.Ropati	0-1-1	0	0	0	0
J.Retzlaff	13-26-2	218	2	50	1

Receiving	No.	Yards	TD	Long	Tgt	YAC
D.Lassiter	6	129	1	50	9	15
C.Roberts	3	25	0	10	4	8
K.Marion	2	56	1	34	3	14
R.Swanson	1	6	0	6	2	4

Punting	No.	Yds	Avg	Long	In20	TB
S.Vander Haar	1	30	30.0	30	1	0

Punt Returns	No.	Yards	TD	Long
--------------	-----	-------	----	------

Kick Returns	No.	Yards	TD	Long
K.Marion	1	21	0	21

Tackles	UA-A	Total	Sacks	TFL
H.Taggart	6-5	11	0	0
I.Glasker	4-4	8	0	1
C.Wakley	5-1	6	0	0

COUGARS WIN 38-35 OVER OKLAHOMA STATE WITH A FINAL-MINUTE MIRACLE

PROVO, Utah — No. 13 BYU picked up a 38-35 win over Oklahoma State in a back-and-forth, down-to-the-wire Big 12 contest at Lavell Edwards Stadium Friday night, thanks to a final-minute 75-yard touchdown drive.

BYU edged out the victory with a game-winning drive propelled by quarterback Jake Retzlaff with 1:12 remaining on the clock. Retzlaff threw a 35-yard touchdown pass to Darius Lassiter who dodged multiple Cowboys and snuck into the endzone with 10 seconds on the clock, helping the Cougars secure move to 7-0 on the year for the first time since the 2020 season.

Prior to the win, the last time BYU secured a victory with a go-ahead score with under 1:30 remaining (1:12) was in the 33-28 Nebraska win in 2015 (0:40 remaining).

Retzlaff went 13-for-26 for 218 yards and two passing touchdowns and one rushing touchdown. He also gained 81 rushing yards on the night. The wide receiver room was led by Lassiter who gained 129 yards on six receptions. He started and ended the game with big-play catches. Keelan Marion followed with 56 yards on three receptions and one touchdown. Chase Roberts had three catches, all three for first downs. LJ Martin recorded a career high in rushing yards (120) and tied a career-high with two rushing touchdowns on a season-high 20 carries. Hinckley Ropati rushed for 81 yards on nine carries.

The BYU defense was led by Harrison Taggart with 11 total tackles, six of which were solo. Isaiah Glasker had eight total tackles. Crew Wakley had six total tackles, while Jack Kelly earned five. Tanner Wall and Tommy Prassas had an interception each.



11BYU
UCF

7
0

17
10

10
0

3
14

37
24

10.26.2024 • ORLANDO, FL • FBC MORTGAGE STADIUM (42,144) • ESPN



	BYU	UCF
Score	37	24
FIRST DOWNS	29	18
RUSHES-YARDS (NET)	51-252	29-181
PASSING-YARDS (NET)	228	198
Passes Att-Comp-Int	24-16-0	27-14-2
TOTAL OFFENSE PLAYS-YARDS	75-480	56-379
Fumble Returns-Yards	0-0	1-0
Punt Returns-Yards	1-6	0-0
Kickoff Returns-Yards	0-0	2-22
Interception Returns-Yards	2-6	0-0
Punts (Number-Avg)	2-41.5	4-43.5
Fumbles-Lost	2-1	1-0
Penalties-Yards	8-50	5-55
Possession Time	40:28	19:32
Third-Down Conversions	7-15	2-10
Fourth-Down Conversions	2-2	2-2
Red-Zone Scores-Chances	5-5	3-3



BYU

Rushing	No.	Gain	Loss	Net	TD	Lg	Avg
L.Martin	15	101	0	101	1	20	6.7
H.Ropati	13	86	3	83	0	20	6.4
J.Retzlaff	14	61	23	38	1	29	2.7

Passing	C-A-I	Yds	TD	Long	Sack
J.Retzlaff	16-24-0	228	2	62	3

Receiving	No.	Yards	TD	Long	Tgt	YAC
D.Lassiter	4	54	0	20	5	13
P.Kingston	4	37	0	20	4	14
C.Roberts	2	75	1	62	5	34
R.Swanson	1	18	0	18	1	0

Punting	No.	Yds	Avg	Long	In20	TB
S.Vander Haar	2	83	41.5	45	1	0

Punt Returns	No.	Yards	TD	Long
P.Kingston	1	6	0	6

Kick Returns	No.	Yards	TD	Long
--------------	-----	-------	----	------

Tackles	UA-A	Total	Sacks	TFL
C.Wakley	5-0	5	0	0
I.Glasker	4-1	5	0	1
H.Taggart	3-1	4	0	0

Qtr	Time	Scoring Play	V-H
1st	10:32	BYU - J.Retzlaff 29 yd TD RUSH (PAT KICK by W.Ferrin GOOD) , 8-75 4:28	7-0
2nd	14:53	BYU - W.Ferrin 41 yd FG , 18-69 8:17	10-0
2nd	08:13	BYU - L.Martin 15 yd TD RUSH (PAT KICK by W.Ferrin GOOD) , 8-92 4:58	17-0
2nd	07:02	UCF - R.Harvey 2 yd TD RUSH (PAT KICK by G.Reddick GOOD) , 4-75 1:11	17-7
2nd	00:59	UCF - G.Reddick 38 yd FG , 10-67 3:02	17-10
2nd	00:27	BYU - C.Roberts 62 yd TD PASS from J.Retzlaff (PAT KICK by W.Ferrin GOOD) , 4-75 0:32	24-10
3rd	07:01	BYU - M.Ta'ase 1 yd TD PASS from J.Retzlaff (PAT KICK by W.Ferrin GOOD) , 10-72 6:03	31-10
3rd	03:40	BYU - W.Ferrin 37 yd FG , 4-8 2:08	34-10
4th	09:14	UCF - R.Harvey 5 yd TD RUSH (PAT RUSH by D.Rizk GOOD) , 4-60 1:29	34-18
4th	03:10	BYU - W.Ferrin 36 yd FG , 11-57 6:04	37-18
4th	00:56	UCF - J.Jones 29 yd TD PASS from D.Rizk (PAT PASS to D.Rizk FAILED) , 12-89 2:09	37-24

UCF

Rushing	No.	Gain	Loss	Net	TD	Lg	Avg
R.Harvey	16	128	1	127	2	54	7.9
D.Rizk	4	31	0	31	0	11	7.8
J.Richardson	1	9	0	9	0	9	9

Passing	C-A-I	Yds	TD	Long	Sack
D.Rizk	6-10-0	102	1	32	0
J.Brown	8-17-2	96	0	40	1

Receiving	No.	Yards	TD	Long	Tgt	YAC
J.Jones	6	116	1	40	8	56
C.Magwood	3	57	0	32	6	17
R.Harvey	2	10	0	11	3	10
R.Pittman Jr.	2	9	0	6	5	12

Punting	No.	Yds	Avg	Long	In20	TB
M.McCarthy	4	174	43.5	46	3	0

Punt Returns	No.	Yards	TD	Long
--------------	-----	-------	----	------

Kick Returns	No.	Yards	TD	Long
C.Peterson	2	22	0	15

Tackles	UA-A	Total	Sacks	TFL
D.Dotson	7-1	8	2	3
N.Kelly	3-4	7	0	0.5
S.Arnold, II	4-2	6	0	0.5

COUGARS MOVE TO 8-0 WITH 37-24 WIN AT UCF

ORLANDO, Fla. — No. 11 BYU defeated UCF 37-24 to advance to 8-0 for the fifth time in program history Saturday night at FBC Mortgage Stadium.

BYU's 8-0 start marks the program's second under Sitake (2020) and fifth in program history as the Cougars also went 8-0 in 2001, 1984 and 1979.

Quarterback Jake Retzlaff went 16-for-24 for 228 yards and two passing touchdowns. Retzlaff threw a 62-yard touchdown pass to Chase Roberts for the Cougars' longest play from scrimmage on the season. In the third quarter, he connected with Mata'ava Ta'ase for a one-yard passing touchdown. Retzlaff also ran for 38 yards, including a 29-yard rushing touchdown to start off the scoring.

Roberts led the receivers with 75 yards in the game. Both Darius Lassiter and Parker Kingston had four catches each for 54 and 37 yards respectively. Six other players had a reception for the Cougars. BYU outrushed UCF 228-198 in the game. The Cougars were led by LJ Martin who had 101 rushing yards on 15 carries and a touchdown. Hinckley Ropati added 83 yards on 13 carries.

On defense, the Cougars were led by Crew Wakley and Isaiah Glasker who had five tackles each. Glasker also added an interception. BYU had another pick courtesy of Faletau Satuala. Blake Mangelson had four tackles, a sack and a pass deflection.

The Cougars racked up 480 yards of total offense to UCF's 379 and led in time of possession 40:28 to 19:32. The 40+ minutes in time of possession was the most for the Cougars since 2015 and ninth highest time of possession in BYU history.



9BYU
UTAH

3
0

7
21

3
0

9
0

22
21

11.9.2024 • SALT LAKE CITY, UT • RICE-ECCLES STADIUM (54,383) • ESPN



	BYU	UTES
Score	22	21
FIRST DOWNS	20	15
RUSHES-YARDS (NET)	32-120	30-147
PASSING-YARDS (NET)	219	112
Passes Att-Comp-Int	33-15-0	22-12-2
TOTAL OFFENSE PLAYS-YARDS	65-339	52-259
Fumble Returns-Yards	0-0	0-0
Punt Returns-Yards	3--5	0-0
Kickoff Returns-Yards	3-131	3-92
Interception Returns-Yards	2-0	0-0
Punts (Number-Avg)	5-44.8	6-48.3
Fumbles-Lost	3-0	0-0
Penalties-Yards	10-69	10-90
Possession Time	26:18	30:22
Third-Down Conversions	1-12	6-12
Fourth-Down Conversions	1-2	0-0
Red-Zone Scores-Chances	3-3	3-3



BYU

Rushing	No.	Gain	Loss	Net	TD	Lg	Avg
L.Martin	11	72	4	68	0	39	6.2
H.Ropati	8	38	0	38	0	14	4.8
K.Marion	2	13	1	12	0	13	6

Passing	C-A-I	Yds	TD	Long	Sack
J.Retzlaff	15-33-0	219	0	32	3

Receiving	No.	Yards	TD	Long	Tgt	YAC
C.Roberts	6	91	0	32	8	13
D.Lassiter	4	46	0	27	13	10
J.Phillips	2	41	0	22	2	1
P.Kingston	2	22	0	12	3	-2

Punting	No.	Yds	Avg	Long	In20	TB
S.Vander Haar	5	224	44.8	46	1	0

Punt Returns	No.	Yards	TD	Long
P.Kingston	3	-5	0	0

Kick Returns	No.	Yards	TD	Long
K.Marion	3	131	1	96

Tackles	UA-A	Total	Sacks	TFL
H.Taggart	4-4	8	0	0
I.Glasker	2-5	7	0	0.5
J.Kelly	3-4	7	0	1

Qtr	Time	Scoring Play	V-H
1st	01:05	BYU - W.Ferrin 23 yd FG , 12-57 5:47	3-0
2nd	13:24	UTES - B.Kuithe 20 yd TD PASS from B.Rose (PAT KICK by C.Becker GOOD) , 6-64 2:31	3-7
2nd	13:09	BYU - K.Marion 96 yd TD KICKOFF RETURN (PAT KICK by W.Ferrin GOOD) ,	10-7
2nd	05:31	UTES - B.Kuithe 1 yd TD RUSH (PAT KICK by C.Becker GOOD) , 12-75 7:38	10-14
2nd	01:46	UTES - M.Bernard 7 yd TD PASS from B.Rose (PAT KICK by C.Becker GOOD) , 3-45 1:36	10-21
3rd	08:10	BYU - W.Ferrin 33 yd FG , 6-39 2:14	13-21
4th	12:35	BYU - J.Retzlaff 1 yd TD RUSH (PAT PASS to J.Retzlaff FAILED) , 9-95 4:57	19-21
4th	00:03	BYU - W.Ferrin 44 yd FG , 11-65 1:53	22-21

Utah

Rushing	No.	Gain	Loss	Net	TD	Lg	Avg
M.Bernard	17	82	4	78	0	16	4.6
B.Rose	7	55	0	55	0	27	7.9
J.Glover	4	13	1	12	0	5	3

Passing	C-A-I	Yds	TD	Long	Sack
B.Rose	12-21-1	112	2	36	0
D.Alford	0-1-1	0	0	0	0

Receiving	No.	Yards	TD	Long	Tgt	YAC
D.Singer	5	76	0	36	9	22
B.Kuithe	4	23	1	20	5	5
M.Bernard	2	6	1	7	4	10
C.Ryan	1	7	0	7	1	3

Punting	No.	Yds	Avg	Long	In20	TB
J.Bouwmeester	6	290	48.3	59	5	1

Punt Returns	No.	Yards	TD	Long
--------------	-----	-------	----	------

Kick Returns	No.	Yards	TD	Long
S.Snowden	3	92	0	36

Tackles	UA-A	Total	Sacks	TFL
K.Reid	3-5	8	1	2
L.Barton	1-6	7	0	1
L.Fano	1-4	5	0.5	1.5

FERRIN'S 44-YARD FIELD GOAL SENDS NO. 9 BYU TO 9-0 WITH 22-21 WIN AT UTAH

SALT LAKE CITY — In its 100th season and 96th meeting with Utah, No. 9 BYU football etched yet another memorable win into the program's annals as kicker Will Ferrin connected on a 44-yard game-winning field goal with three seconds remaining.

Down 21-19 with 1:56 to play, BYU began its final drive at its own 9-yard-line and snatched renewed life from the jaws of defeat when a defensive holding call against Utah gave the Cougars a 1st down at their own 19. Two plays later, receiver Chase Roberts dove for a 30-yard completion from Retzlaff that kept BYU driving to its 49. Retzlaff then connected with Darius Lassiter for a gain of 12 into Utah territory. Hinckley Ropati bettered BYU's field position with a run of 14 yards to the Utah 25 as the clock hit one minute to play.

The Cougars used the ensuing plays to maneuver into a field goal spot and sent Ferrin onto the field as the clock wound down into the final seconds. Ferrin then sent the kick 44 yards through for three, putting BYU up 22-21. A fruitless Utah kickoff return ended the game and sent BYU to 9-0.

The special teams heroics weren't limited to Ferrin's field goal. In the second quarter of play, return specialist and speedster Keelan Marion posted his second kickoff return for a touchdown of the season with a 96-yarder that gave BYU its first lead at 10-7.

Despite allowing 21 first-half points, the Cougar defense adjusted at the half and pitched a second-half shutout that gave their offense the window it needed for the win. BYU outgained Utah 188-79 in the second half, including 113-25 through the air.



KU
6BYU

7
0

3
10

0
3

7
0

17
13

11.16.2024 • PROVO, UT • LAVELL EDWARDS STADIUM (62,704) • ESPN



	KAN	BYU
Score	17	13
FIRST DOWNS	13	23
RUSHES-YARDS (NET)	33-73	34-162
PASSING-YARDS (NET)	169	192
Passes Att-Comp-Int	19-12-1	29-18-1
TOTAL OFFENSE PLAYS-YARDS	52-242	63-354
Fumble Returns-Yards	1-0	0-0
Punt Returns-Yards	1-5	1-7
Kickoff Returns-Yards	1-14	2-50
Interception Returns-Yards	1-0	1-0
Punts (Number-Avg)	4-37.3	3-40.7
Fumbles-Lost	0-0	1-1
Penalties-Yards	2-10	2-10
Possession Time	28:57	31:03
Third-Down Conversions	4-12	3-10
Fourth-Down Conversions	1-1	1-2
Red-Zone Scores-Chances	3-3	2-4



Kansas

Rushing	No.	Gain	Loss	Net	TD	Lg	Avg
Neal, Devin	14	56	4	52	2	8	3.7
Daniels, Jalon	10	23	8	15	0	11	1.5
Morrison, Sevin	1	8	0	8	0	8	8

Passing	C-A-I	Yds	TD	Long	Sack
Daniels, Jalon	12-19-1	169	0	29	1

Receiving	No.	Yards	TD	Long	Tgt
Grimm, Luke	4	77	0	27	5
Neal, Devin	3	10	0	5	4
Skinner, Quentin	2	51	0	29	2
Casey, Jared	2	21	0	14	3

Punting	No.	Yds	Avg	Long	In20	TB
Daniels, Jalon	1	26	26.0	26	1	0
Greaves, Damon	3	123	41.0	47	0	0

Punt Returns	No.	Yards	TD	Long
Grimm, Luke	1	5	0	5

Kick Returns	No.	Yards	TD	Long
Wilson, Trevor	1	14	0	14

Tackles	UA-A	Total	Sacks	TFL
Grant, Marvin	7-3	10	0	0
Davis, Taylor	6-2	8	0	1
Brown, JB	5-1	6	0	0

Qtr	Time	Scoring Play	V-H
1st	09:07	KAN - Neal, Devin 8 yd TD RUSH (PAT Kick by Allen, Tabor GOOD) , 10-84 05:49	7-0
2nd	14:11	BYU - Ferrin, Will 33 yd FG , 11-42 05:30	7-3
2nd	08:48	BYU - Ropati, Hinckley 30 yd TD PASS from Retzlaff, Jake (PAT Kick by Ferrin, Will GOOD) , 8-69 04:31	7-10
2nd	01:46	KAN - Allen, Tabor 25 yd FG , 11-68 07:02	10-10
3rd	04:30	BYU - Ferrin, Will 35 yd FG , 17-66 10:26	10-13
4th	13:19	KAN - Neal, Devin 3 yd TD RUSH (PAT Kick by Allen, Tabor GOOD) , 1-3 00:04	17-13

BYU

Rushing	No.	Gain	Loss	Net	TD	Lg	Avg
Martin, LJ	15	77	1	76	0	12	5.1
Ropati, Hinckley	8	35	0	35	0	14	4.4
Retzlaff, Jake	7	27	6	21	0	11	3

Passing	C-A-I	Yds	TD	Long	Sack
Retzlaff, Jake	18-28-1	192	1	30	2
TEAM	0-1-0	0	0	0	0

Receiving	No.	Yards	TD	Long	Tgt
Roberts, Chase	5	71	0	24	6
Marion, Keelan	3	42	0	17	5
Lassiter, Darius	3	26	0	13	6
Ta'ase, Mata'ava	3	14	0	16	3

Punting	No.	Yds	Avg	Long	In20	TB
Vander Haar, Sam	3	122	40.7	44	2	0

Punt Returns	No.	Yards	TD	Long
Johnson, Evan	1	-7	0	0

Kick Returns	No.	Yards	TD	Long
Marion, Keelan	2	50	0	33

Tackles	UA-A	Total	Sacks	TFL
Batty, Tyler	2-6	8	0.5	1.5
Taggart, Harrison	3-3	6	0	0
Mangelson, Blake	2-4	6	0	0.5

NO. 6 COUGARS COME UP SHORT IN 17-13 LOSS TO KANSAS

PROVO, Utah — Two empty redzone possessions and two untimely turnovers hampered No. 6 BYU as it fell 17-13 to Kansas Saturday night at Lavell Edwards Stadium, dropping the Cougars to 9-1 this season and 6-1 in Big 12 Conference play.

The Cougars converted two-of-four drives in the endzone as the Jayhawks went three-of-three. BYU threw an interception in the end zone at the end of the first half and had a Kansas punt bounce off a Cougar defender for another turnover in the fourth quarter, resulting in the eventual game-winning score for the Jayhawks.

In the final minutes down 17-13, BYU drove the ball to the Kansas 11-yard line but failed to convert on fourth down inside of one minute to play. The Jayhawks were able to run out the clock and end BYU's undefeated run.

Quarterback Jake Retzlaff threw for 192 yards on 18-of-28 passing, including a 30-yard touchdown pass to Hinckley Ropati in the second quarter. LJ Martin picked up 76 rushing yards on the night to become the 42nd player in BYU football history to surpass 1,000 rushing yards in a collegiate career. Ropati and Retzlaff also chipped in 35 and 21 rushing yards, respectively. Chase Roberts led the receivers with 71 yards on five catches. Keelan Marion added 42 yards on three catches.

Tyler Batty led the defense with eight tackles, a quarterback hurry and a sack. Harrison Taggart and Blake Mangelson recorded six tackles apiece. John Nelson also tallied a quarterback hurry and Isaiah Glasker a sack.

BYU outgained Kansas in total offense, earning 354 yards to Kansas's 242. The Cougars posted 162 yards on the ground and 23 first downs to the Jayhawks' 13.



14BYU
21ASU

0
7

3
14

14
7

6
0

23
28

11.23.2024 • TEMPE, AZ • MOUNTAIN AMERICA STADIUM (55,400) • ESPN



	BYU	ASU
Score	23	28
FIRST DOWNS	26	22
RUSHES-YARDS (NET)	23-94	44-154
PASSING-YARDS (NET)	297	247
Passes Att-Comp-Int	38-22-2	25-16-1
TOTAL OFFENSE PLAYS-YARDS	61-391	69-401
Fumble Returns-Yards	0-0	0-0
Punt Returns-Yards	0-0	0-0
Kickoff Returns-Yards	3-55	0-0
Interception Returns-Yards	1-4	2-64
Punts (Number-Avg)	1-41.0	1-28.0
Fumbles-Lost	0-0	1-0
Penalties-Yards	5-40	9-76
Possession Time	24:55	35:05
Third-Down Conversions	7-10	7-13
Fourth-Down Conversions	0-1	2-5
Red-Zone Scores-Chances	2-2	2-5



BYU

Rushing	No.	Gain	Loss	Net	TD	Lg	Avg
Martin, LJ	9	44	2	42	0	13	4.7
Marion, Keelan	5	30	0	30	2	10	6
Retzlaff, Jake	6	24	5	19	0	10	3.2

Passing	C-A-I	Yds	TD	Long	Sack
Retzlaff, Jake	22-38-2	297	1	36	1

Receiving	No.	Yards	TD	Long	Tgt
Lassiter, Darius	5	103	0	36	10
Roberts, Chase	5	59	0	18	9
Marion, Keelan	4	36	0	12	6
Phillips, Jojo	2	37	1	21	5

Punting	No.	Yds	Avg	Long	In20	TB
Vander Haar, Sam	1	41	41.0	41	1	0

Punt Returns	No.	Yards	TD	Long
--------------	-----	-------	----	------

Kick Returns	No.	Yards	TD	Long
Marion, Keelan	3	55	0	23

Tackles	UA-A	Total	Sacks	TFL
Glasker, Isaiah	7-5	12	0	2
Batty, Tyler	5-3	8	0	0
Hall, Miles	4-2	6	0	0

Qtr	Time	Scoring Play	V-H
1st	06:41	ASU - Skattebo, Cam 3 yd TD RUSH (PAT Kick by Lewis, Parker GOOD) , 10-54 04:48	0-7
2nd	04:29	ASU - Skattebo, Cam 4 yd TD RUSH (PAT Kick by Lewis, Parker GOOD) , 12-95 06:50	0-14
2nd	01:53	ASU - Skattebo, Cam 23 yd TD RUSH (PAT Kick by Lewis, Parker GOOD) , 6-50 02:36	0-21
2nd	00:25	BYU - Ferrin, Will 49 yd FG , 8-34 01:11	3-21
3rd	02:49	BYU - Marion, Keelan 10 yd TD RUSH , 12-96 05:29	9-21
3rd	02:06	ASU - Guillory, Xavier 61 yd TD PASS from Leavitt, Sam (PAT Kick by Lewis, Parker GOOD) , 2-75 00:43	9-28
3rd	00:43	BYU - Phillips, Jojo 21 yd TD PASS from Retzlaff, Jake (PAT Pass by Lassiter, Darius GOOD) , 4-73 01:17	17-28
4th	08:44	BYU - Marion, Keelan 1 yd TD RUSH , 9-88 03:44	23-28

Arizona St.

Rushing	No.	Gain	Loss	Net	TD	Lg	Avg
Skattebo, Cam	28	148	1	147	3	23	5.3
Brown, Kyson	5	11	1	10	0	6	2
Leavitt, Sam	8	34	26	8	0	16	1

Passing	C-A-I	Yds	TD	Long	Sack
Leavitt, Sam	16-25-1	247	1	61	0

Receiving	No.	Yards	TD	Long	Tgt
Tyson, Jordyn	9	125	0	54	12
Skattebo, Cam	3	12	0	9	3
Metayer, Chamon	2	24	0	15	4
Guillory, Xavier	1	61	1	61	1

Punting	No.	Yds	Avg	Long	In20	TB
Floyd, Kanyon	1	28	28.0	28	1	0

Punt Returns	No.	Yards	TD	Long
--------------	-----	-------	----	------

Kick Returns	No.	Yards	TD	Long
--------------	-----	-------	----	------

Tackles	UA-A	Total	Sacks	TFL
Simmons, Shamari	5-2	7	0	0
Alford, Xavion	5-1	6	0	0
McCullough, Caleb	4-2	6	0	1

NO. 14 COUGARS COME UP SHORT IN 28-23 LOSS AT NO. 21 ARIZONA STATE

PROVO, Uah — BYU scored early and often in its 41-13 win over the Southern Illinois Salukis at Lavell Edwards Stadium on Saturday night, the fifth consecutive season-opening for the Cougars.

BYU put together a decisive all-around performance against Southern Illinois with 527 total yards of offense, 179 coming on the ground and 348 through the air. The Cougar defense also impressed as it held the Salukis to 231 yards of total offense, forcing four three-and-outs, a turnover on downs and an interception.

BYU quarterback Jake Retzlaff earned his first win as the Cougars' starter with a 348-yard barrage on 20-30 passing for three touchdowns and no turnovers. Retzlaff also picked up 16 yards on eight carries in the win.

Retzlaff's target of choice was Chase Roberts who tallied seven receptions for 108 yards. Retzlaff connected with Roberts on passes of 25, 24, 18, 14 and 13 yards to set up multiple Cougar touchdowns.

LJ Martin and Hinckley Ropati each found the end zone for BYU en route to the 28-point victory. Martin recorded 67 yards on 13 carries, including a 19-yard scamper that set up his 1-yard touchdown two plays later. Ropati also carried the ball 13 times for 57 yards, including his one-yard touchdown on the season's opening possession.

Linebacker Jack Kelly led the BYU defense with five tackles, three solo and a quarterback hurry while 24 Cougars recorded a tackle, 14 with two or more. Jakob Robinson recorded the game's only turnover with his fourth-quarter interception of Southern Illinois quarterback DJ Williams.



UH
19BYU

7
7

3
14

0
3

8
6

18
30

11.30.2024 • PROVO, UT • LAVELL EDWARDS STADIUM (59,213) • ESPN



	HOU	BYU
Score	18	30
FIRST DOWNS	17	21
RUSHES-YARDS (NET)	37-94	39-189
PASSING-YARDS (NET)	156	167
Passes Att-Comp-Int	25-16-2	19-8-0
TOTAL OFFENSE PLAYS-YARDS	62-250	58-356
Fumble Returns-Yards	3-57	2-0
Punt Returns-Yards	0-0	1-5
Kickoff Returns-Yards	6-121	2-75
Interception Returns-Yards	0-0	2-14
Punts (Number-Avg)	4-48.5	3-41.7
Fumbles-Lost	3-2	4-3
Penalties-Yards	6-47	4-50
Possession Time	32:20	27:40
Third-Down Conversions	5-12	4-10
Fourth-Down Conversions	1-2	1-1
Red-Zone Scores-Chances	3-4	4-6



Houston

Rushing	No.	Gain	Loss	Net	TD	Lg	Avg
Sanford II,Re'Shaun	11	33	2	31	0	8	2.8
Butler,DJ	1	18	0	18	0	18	18
Burnette,J'Marion	4	15	0	15	0	7	3.8

Passing	C-A-I	Yds	TD	Long	Sack
Manjack IV,Joseph	0-1-1	0	0	0	0
Chriss,Zeon	16-24-1	156	0	39	2

Receiving	No.	Yards	TD	Long	Tgt
Johnson,Stephon	5	54	0	39	8
Sneed,Stacy	5	46	0	19	6
Carr,Maliq	2	24	0	19	2
Manjack IV,Joseph	2	19	0	18	2

Punting	No.	Yds	Avg	Long	In20	TB
Dougherty,Liam	4	194	48.5	54	1	2

Punt Returns	No.	Yards	TD	Long
--------------	-----	-------	----	------

Kick Returns	No.	Yards	TD	Long
Mews,Mekhi	3	76	0	32
Butler,DJ	2	29	0	16

Tackles	UA-A	Total	Sacks	TFL
Morris,Jamal	4-4	8	0	0.5
Batton,Michael	5-3	8	0	0
Mack,Brandon	2-4	6	1	2

Qtr	Time	Scoring Play	V-H
1st	01:47	HOU - Chriss,Zeon 3 yd TD RUSH (PAT Kick by Martin,Jack GOOD) ,	7-0
1st	01:40	BYU - Alfrey,Talan 58 yd TD KICKOFF RETURN (PAT Kick by Ferrin,Will GOOD) ,	7-7
2nd	11:48	HOU - Martin,Jack 26 yd FG ,	10-7
2nd	07:55	BYU - Moa,Sione I 6 yd TD RUSH (PAT Kick by Ferrin,Will GOOD) ,	10-14
2nd	00:09	BYU - Retzlaff,Jake 13 yd TD RUSH (PAT Kick by Ferrin,Will GOOD) ,	10-21
3rd	00:17	BYU - Ferrin,Will 22 yd FG ,	10-24
4th	08:34	HOU - Chriss,Zeon 1 yd TD RUSH (PAT Pass by Mews,Mekhi GOOD) ,	18-24
4th	02:52	BYU - Retzlaff,Jake 7 yd TD RUSH ,	18-30

BYU

Rushing	No.	Gain	Loss	Net	TD	Lg	Avg
Martin,LJ	22	96	9	87	0	12	4
Retzlaff,Jake	9	62	5	57	2	15	6.3
Kingston,Parker	1	20	0	20	0	20	20

Passing	C-A-I	Yds	TD	Long	Sack
Retzlaff,Jake	8-19-0	167	0	52	1

Receiving	No.	Yards	TD	Long	Tgt
Roberts,Chase	3	76	0	52	4
Marion,Keelan	3	42	0	17	4
Phillips,Jojo	1	40	0	40	4
Martin,LJ	1	9	0	9	3

Punting	No.	Yds	Avg	Long	In20	TB
Vander Haar,Sam	3	125	41.7	49	0	1

Punt Returns	No.	Yards	TD	Long
Kingston,Parker	1	5	0	5

Kick Returns	No.	Yards	TD	Long
Alfrey,Talan	1	58	1	58
Marion,Keelan	1	17	0	17

Tackles	UA-A	Total	Sacks	TFL
Wall,Tanner	6-7	13	0	0
Batty,Tyler	5-4	9	0	2.5
Kelly,Jack	4-3	7	1	2.5

NO. 19 COUGARS CONCLUDE REGULAR SEASON WITH 30-18 WIN OVER HOUSTON

PROVO, Utah – No. 19 BYU football concluded its regular season with a 30-18 win over the Houston Cougars on senior night.

Despite not getting the help it needed to get a place in the Big 12 Conference Championship, BYU did secure a 10-win season, for the third time in the past five seasons and 19th time in program history, and will now await its bowl designation.

Turnovers on both sides of the ball impacted play through the entirety of the game. The BYU defense forced three fumbles and had two interceptions. Houston had three fumble recoveries in the game.

BYU racked up 356 yards of offense to Houston's 250. LJ Martin led BYU with 87 rushing yards on a career-high 22 carries. Quarterback Jake Retzlaff threw for 167 yards and was the team's second leading rusher with 57 yards on nine attempts with two touchdowns runs. The wide receiver room was led by Chase Roberts who garnered 76 receiving yards, followed by Keelan Marion who picked up 42 yards.

For the BYU defense, Jack Kelly had seven total tackles, six solo tackles, one sack, two quarterback hurries, a forced fumble and an interception. Tanner Wall led the defense in tackles with 13, six solo. Tyler Batty had nine tackles, 2.5 tackles for loss, two quarterback hurries and an interception.



17BYU
23CU

10
0

10
0

7
7

9
7



36
14

12.28.2024 • SAN ANTONIO, TX • ALAMODOME (64,261) • ESPN

Qtr	Time	Scoring Play	V-H
1st	07:10	BYU - L.Martin 1 yd TD RUSH (PAT KICK by W.Ferrin GOOD) , 6-52 3:46	7-0
1st	02:19	BYU - W.Ferrin 51 yd FG , 7-8 2:29	10-0
2nd	05:32	BYU - P.Kingston 64 yd TD PUNT RETURN (PAT KICK by W.Ferrin GOOD) ,	17-0
2nd	00:00	BYU - W.Ferrin 54 yd FG , 9-40 3:05	20-0
3rd	08:03	BYU - S.Moa 13 yd TD RUSH (PAT KICK by W.Ferrin GOOD) , 9-55 4:58	27-0
3rd	06:14	CU - T.Hunter 43 yd TD PASS from S.Sanders (PAT KICK by A.Mata GOOD) , 4-63 1:43	27-7
4th	10:27	BYU - L.Martin 9 yd TD RUSH (PAT PASS to J.Retzlaff FAILED) , 4-42 2:32	33-7
4th	05:28	BYU - W.Ferrin 31 yd FG , 6-18 4:12	36-7
4th	02:17	CU - S.Smalls 2 yd TD PASS from S.Sanders (PAT KICK by A.Mata GOOD) , 7-82 3:06	36-14

BYU

Rushing	No.	Gain	Loss	Net	TD	Lg	Avg
L.Martin	17	103	10	93	2	23	5.5
J.Retzlaff	7	39	10	29	0	23	4.1
S.Moa	4	25	0	25	1	13	6.3
P.Haunga	5	20	0	20	0	14	4
G.Bohanon	3	18	0	18	0	11	6
K.Marion	3	4	3	1	0	4	0.3
TEAM	3	0	6	-6	0	0	-2
Totals	42	209	29	180	3	23	4.3

Passing	C-A-I	Yds	TD	Long	Sack
G.Bohanon	0-1-1	0	0	0	0
P.Kingston	0-1-0	0	0	0	0
J.Retzlaff	12-21-2	151	0	28	2
Totals	12-23-3	151	0	28	2

Receiving	No.	Yards	TD	Long	Tgt	YAC
L.Martin	2	33	0	28	3	31
R.Swanson	2	30	0	20	4	16
D.Lassiter	2	24	0	14	3	14
P.Kingston	1	24	0	24	2	24
S.Moa	1	12	0	12	1	12
M.Ta'ase	1	12	0	12	2	11
C.Roberts	1	11	0	11	3	3
K.Marion	1	6	0	6	4	2
P.Haunga	1	-1	0	0	1	0
Totals	12	151	0	28	23	113

Punting	No.	Yds	Avg	Long	In20	TB
S.Vander Haar	1	44	44.0	44	0	0
Totals	1	44	44.0	44	0	0

Returns	Punt			Kickoff			Intercept		
	No	Yds	Lg	No	Yds	Lg	No	Yds	Lg
P.Kingston	4	102	64	0	0	0	0	0	0
I.Glasker	0	0	0	0	0	0	1	0	0
E.Johnson	0	0	0	0	0	0	1	0	0
E.Nawahine	0	0	0	2	47	30	0	0	0
Totals	4	102	64	2	47	30	2	0	0

Field goals	Qtr	Time	Dist	Result
W.Ferrin	1st	02:19	51	GOOD
W.Ferrin	2nd	00:00	54	GOOD
W.Ferrin	4th	05:28	31	GOOD

Kickoffs	No.	Yards	Avg	TB	OB
W.Ferrin	7	377	53.9	1	0

All-purpose	Run	Rcv	KR	PR	IR/FR	Total
P.Kingston	0	24	0	102	0	126
L.Martin	93	33	0	0	0	126
E.Nawahine	0	0	47	0	0	47
S.Moa	25	12	0	0	0	37

COLORADO

Rushing	No.	Gain	Loss	Net	TD	Lg	Avg
M.Welch	5	25	0	25	0	8	5
I.Augustave	3	11	0	11	0	6	3.7
D.Hayden	1	0	0	0	0	0	0
L.Wester	1	0	0	0	0	0	0
S.Sanders	9	21	55	-34	0	11	-3.8
Totals	19	57	55	2	0	11	0.1

Passing	C-A-I	Yds	TD	Long	Sack
S.Sanders	16-23-2	208	2	58	4
Totals	16-23-2	208	2	58	4

Receiving	No.	Yards	TD	Long	Tgt	YAC
T.Hunter	4	106	1	58	6	80
L.Wester	4	51	0	25	4	2
J.Horn Jr.	4	7	0	3	6	21
D.Hayden	1	38	0	38	1	35
W.Sheppard	1	4	0	4	4	0
S.Smalls	1	2	1	2	1	0
D.Miller	1	0	0	0	1	0
Totals	16	208	2	58	23	138

Punting	No.	Yds	Avg	Long	In20	TB
M.Vassett	4	170	42.5	48	0	0
Totals	4	170	42.5	48	0	0

Returns	Punt			Kickoff			Intercept		
	No	Yds	Lg	No	Yds	Lg	No	Yds	Lg
O.Miller	0	0	0	1	0	0	0	0	0
J.Horn Jr.	0	0	0	4	72	20	0	0	0
C.Silmon-Craig	0	0	0	0	0	0	1	17	17
D.McKinney	0	0	0	0	0	0	1	25	25
A.Barnes Jr.	0	0	0	0	0	0	1	9	9
Totals	0	0	0	5	72	20	3	51	25

Field goals	Qtr	Time	Dist	Result
A.Mata	2nd	11:12	48	MISSED

Kickoffs	No.	Yards	Avg	TB	OB
D.Gerlach	1	54	54	0	0
C.Palazzo	2	73	36.5	0	0

All-purpose	Run	Rcv	KR	PR	IR/FR	Total
T.Hunter	0	106	0	0	0	106
J.Horn Jr.	0	7	72	0	0	79
L.Wester	0	51	0	0	0	51
D.Hayden	0	38	0	0	0	38



17 **BYU**
23 **CU**

10
0

10
0

7
7

9
7



36
14

12.28.2024 • SAN ANTONIO, TX • ALAMODOME (64,261) • ESPN



BYU SEALS 11-WIN SEASON WITH 36-14 ALAMO BOWL WIN OVER NO. 23 COLORADO

SAN ANTONIO — No. 17 BYU played complementary football in all three phases of the game on its way to winning the Valero Alamo Bowl 36-14 over No. 23 Colorado on Saturday night at the Alamodome.

With an 11th win of the season on Saturday, the Cougars finished 11-2 (7-2 Big 12), earning their 13th all-time 11-win season in their 100th football campaign.

BYU dominated from start to finish including a 20-0 lead at halftime as the Cougars held Colorado's offense scoreless in the opening half for the second time this season. The special teams unit had a strong opening 30 minutes with Parker Kingston returning a punt for a touchdown for a second time this season and Will Ferrin connecting on a pair of field goals.

In total BYU outgained the Buffaloes 331-210, including a stifling 180-2 on the ground. The Cougars earned 22 first downs with an 8-of-14 mark on 3rd down, while allowing just nine to Colorado and ran 65 plays to the opponent's 42. BYU's ground game averaged 4.3 yards per carry while its defense allowed the Buffaloes just 0.1 per tote. The Cougars controlled time of possession as well, 35:59-24:01.

Isaiah Glasker led the BYU defense with eight tackles (four solo), a tackle-for-loss and interception on his way to Alamo Bowl Defensive MVP honors. Harrison Taggart, Raider Damuni, Logan Lutui and Siale Esera each registered a sack for the Cougars, headlining a BYU defensive effort that hounded Colorado quarterback Shedeur Sanders from start to finish.

Mory Bamba recorded two pass breakups and Tanner Wall another while cornerback Evan Johnson notched his second interception of the season.

With two interceptions forced against Colorado, the BYU defense finishes the 2024 season with the national lead in interceptions at 22.

Kingston rolled up 126 all-purpose yards in the Alamodome, including 102 yards on four punt returns. Kingston took his second punt return of the night 64 yards for a touchdown, his second such return of the season and the fifth BYU special teams score in 2024.

LJ Martin earned the Alamo Bowl's Offensive MVP award with 121 yards from scrimmage. Martin led BYU in both rushing and receiving with 16 carries for 88 yards and two touchdowns along with two receptions for 33 yards. Tight end Ryner Swanson also had two receptions for 30 yards.

Jake Retzlaff finished the game 12-of-21 for 151 yards and two interceptions while carrying the ball seven times for 29 yards.



AWARDS

S Talan Alfrey

CSC Academic All-District

DE Tyler Batty

All-Big 12 First Team

Big 12 Defensive Player of the Year, honorable mention

Big 12 DL of the Year, honorable mention

AP All-Big 12 Second Team

CFN All-Big 12 Second Team

Phil Steele All-Big 12 Second Team

QB Gerry Bohanon

Hampshire Honor Society

LB Choe Bryant-Strother

Hampshire Honor Society

CB Marque Collins

All-Big 12, honorable mention

S Raider Damuni

CSC Academic All-District

OL Caleb Etienne

All-Big 12 First Team

Phil Steele All-America honorable mention

Big 12 OL of the Year, honorable mention

Phil Steele All-Big 12 First Team

AP All-Big 12 Second Team

K Will Ferrin

Big 12 Co-Special Teams Player of the Year

All-Big 12 First Team

AP All-Big 12 First Team

CFN Big 12 Kicker of the Year

CFN All-Big 12 First Team

Phil Steele All-Big 12 First Team

Sports Info Solutions All-Big 12 Team

Lou Groza Award Semifinalist

CSC Academic All-District

Pop-Tarts Crazy Good Play of the Week (UCF fake field goal)

LB Isaiah Glasker

Sports Illustrated All-America, honorable mention

CFN All-Big 12 First Team

All-Big 12, honorable mention

Sports Info Solutions All-Big 12 Team

Phil Steele All-Big 12 Fourth Team

Valero Alamo Bowl Defensive MVP

OL Isaiah Jatta

Hampshire Honor Society

OL Brayden Keim

All-Big 12, honorable mention

LB Jack Kelly

CFN Big 12 Defensive Newcomer of the Year

CFN Big 12 Defensive Transfer of the Year

CFN All-Big 12 First Team

Phil Steele All-Big 12 Third Team

All-Big 12, honorable mention

WR/PR Parker Kingston

AP All-Bowl Team

OL Weylin Lapuaho

CFN All-Big 12 Third Team

All-Big 12, honorable mention

WR Darius Lassiter

CFN All-Big 12, honorable mention

DT Blake Mangelson

CFN All-Big 12 Third Team

Phil Steele All-Big 12 Fourth Team

All-Big 12, honorable mention

Burlsworth Trophy Nominee

CSC Academic All-District

Hampshire Honor Society

KR/WR Keelan Marion

Walter Camp All-America First Team

FWAA All-America First Team

CBS Sports All-America First Team

Pro Football Focus All-America

Phil Steele All-America First Team

Sporting News All-America Second Team

CFN All-America Second Team

CFN Big 12 KR of the Year

CFN All-Big 12 First Team

Phil Steele All-Big 12 First Team

All-Big 12 Second Team

AP All-Big 12 Second Team

Sports Info Solutions All-Big 12 Team

Finalist for Jet Award

RB LJ Martin

CFB All-Big 12, honorable mention

Valero Alamo Bowl Offensive MVP

OL Connor Pay

CFN All-Big 12, honorable mention

Pop Warner Award Finalist

CSC Academic All-District

Hampshire Honor Society

S Tommy Prassas

Big 12 Defensive Freshman of the Year, honorable mention

QB Jake Retzlaff

All-Big 12, honorable mention

CFN All-Big 12, honorable mention

Davey O'Brien Semifinalist

LS Dalton Riggs

CSC Academic All-District

Pop-Tarts Crazy Good Play of the Week (UCF fake field goal)

WR Chase Roberts

CFN All-Big 12 Third Team

Phil Steele All-Big 12 Third Team

CB Jakob Robinson

All-Big 12 Second Team

CFN All-Big 12 Third Team

Phil Steele All-Big 12 Third Team

P Sam Vander Haar

CSC Academic All-District

Pop-Tarts Crazy Good Play of the Week (UCF fake field goal)

S Tanner Wall

CFN All-Big 12 Third Team

CSC Academic All-District

CSC Academic All-American

Hampshire Honor Society

Head Coach Kalani Sitake

AFCA Region 4 Coach of the Year

George Munger Award Semifinalist

Polynesian Football Hall of Fame Inductee

Defensive Coordinator Jay Hill

Broyles Award Nominee



Team Statistics

	BYU	OPP
Scoring	405	255
Points per game	31.2	19.6
Points Off Turnovers	85	17
First Downs	289	221
Rushing	127	97
Passing	141	108
Penalty	21	16
Rushing Yardage	2093	1642
Yards gained rushing	2303	1982
Yards lost rushing	210	340
Rushing attempts	457	426
Average per rush	4.6	3.9
Average per game	161.0	126.3
TDs Rushing	20	18
Passing Yardage	3007	2372
Comp-Att-Int	217-379-14	217-392-22
Average per pass	7.9	6.1
Average per catch	13.9	10.9
Average per game	231.3	182.5
TDs Passing	21	13
Total offense	5100	4014
Total plays	836	818
Average per play	6.1	4.9
Average per game	392.3	308.8
Kick returns: #-Yards	22-578	30-586
Punt returns: #-Yards	17-229	8-66
Int returns: #-Yards	22-113	14-204
Kick return average	26.3	19.5
Punt return average	13.5	8.3
Int return average	5.1	14.6
Fumbles-Lost	16-7	14-7
Penalties-Yards	66-561	80-679
Average per game	43.2	52.2
Punts-Yards	38-1592	48-2159
Average per punt	41.9	45.0
Net punt average	40.0	38.8
Kickoffs-Yards	82-5147	53-3273
Average per kick	62.8	61.8
Net kick average	40.6	37.2
Time of possession / game	31:20	28:40
3rd-down conversion	57/153	72/175
3rd-down pct	37%	41%
4th-down conversion	18/24	16/34
4th-down pct	75%	47%
Sacks by-Yards	20-215	18-95
Misc Yards	0	0
Touchdowns scored	48	31
Field goals - attempts	24-27	13-16
On-Side kicks	1-1	1-5
Red-zone scores	(44-51) 86%	(33-41) 80%
Red-zone touchdowns	(29-51) 57%	(24-41) 59%
PAT-attempts	(41-41) 100%	(26-27) 96%
2-point conversion-attempts	(2-7) 29%	(2-4) 50%
Attendance	377091	247195
Games / Avg per game	6/62849	6/41199
Neutral site games	-	1/64261



Rushing

Player	gp	att	gain	loss	net	avg	td	lg	avg/g
LJ Martin	10	137	750	32	718	5.2	7	39	71.8
Jake Retzlaff	13	100	536	119	417	4.2	6	29	32.1
Hinckley Ropati	8	68	366	6	360	5.3	1	26	45.0
Sione I Moa	11	29	150	6	144	5.0	3	24	13.1
Enoch Nawahine	10	30	104	6	98	3.3	1	12	9.8
Keelan Marion	13	21	107	11	96	4.6	2	18	7.4
Pokaiaua Haunga	5	18	83	2	81	4.5	0	14	16.2
Miles Davis	8	18	83	7	76	4.2	0	37	9.5
Parker Kingston	13	6	43	0	43	7.2	0	20	3.3
Gerry Bohanon	4	7	30	0	30	4.3	0	11	7.5
Sam Vander Haar	13	1	22	0	22	22.0	0	22	1.7
Chase Roberts	13	5	21	0	21	4.2	0	7	1.6
Will Ferrin	13	1	8	0	8	8.0	0	8	0.6
Darius Lassiter	12	1	0	0	0	0.0	0	0	0.0
Team	13	15	0	21	-21	-1.4	0	0	-1.6
Total	13	457	2303	210	2093	4.6	20	39	161.0
Opponents	13	426	1982	340	1642	3.9	18	54	126.3

Passing

Player	gp	effic	comp-att-int	pct	yds	td	lg	avg/g
Jake Retzlaff	13	136.6	213-368-12	57.9	2947	20	62	226.7
Gerry Bohanon	4	81.7	3-4-1	75.0	27	0	14	6.8
Parker Kingston	13	235.7	1-3-0	33.3	33	1	33	2.5
Hinckley Ropati	8	-200.0	0-1-1	0.0	0	0	0	0.0
Team	13	0.0	0-3-0	0.0	0	0	0	0.0
Total	13	134.8	217-379-14	57.3	3007	21	62	231.3
Opponents	13	105.9	217-392-22	55.4	2372	13	61	182.5

Receiving

Player	gp	no.	yds	avg	td	lg	avg/g
Chase Roberts	13	52	854	16.4	4	62	65.7
Darius Lassiter	12	45	703	15.6	4	57	58.6
Keelan Marion	13	24	346	14.4	1	52	26.6
Parker Kingston	13	13	196	15.1	1	36	15.1
Keanu Hill	12	12	108	9.0	1	20	9.0
LJ Martin	10	10	98	9.8	2	33	9.8
Jojo Phillips	13	10	211	21.1	2	57	16.2
Ryner Swanson	13	10	91	9.1	0	20	7.0
Mata'ava Ta'ase	13	9	91	10.1	3	26	7.0
Kody Epps	6	8	54	6.8	1	17	9.0
Miles Davis	8	5	68	13.6	1	26	8.5
Hinckley Ropati	8	5	76	15.2	1	30	9.5
Pokaiaua Haunga	5	5	43	8.6	0	13	8.6
Sione I Moa	11	5	38	7.6	0	12	3.5
Cody Hagen	10	3	29	9.7	0	16	2.9
Enoch Nawahine	10	1	1	1.0	0	1	0.1
Total	13	217	3007	13.9	21	62	231.3
Opponents	13	217	2372	10.9	13	61	182.5

Punt Returns

Player	no.	yds	avg	td	lg
Parker Kingston	16	236	14.8	2	90
Evan Johnson	1	-7	-7.0	0	0
Total	17	229	13.5	2	90
Opponents	8	66	8.3	0	20

Interceptions

Player	no.	yds	avg	td	lg
Jakob Robinson	3	6	2.0	0	3
Tanner Wall	3	51	17.0	0	47
Isaiah Glasker	3	27	9.0	1	21
Tyler Batty	2	14	7.0	0	14
Marque Collins	2	0	0.0	0	0
Crew Wakley	2	0	0.0	0	0
Evan Johnson	2	0	0.0	0	0
Jack Kelly	1	0	0.0	0	0
Blake Mangelson	1	0	0.0	0	0
Harrison Taggart	1	15	15.0	0	15
Tommy Prassas	1	0	0.0	0	0
Faletau Satuala	1	0	0.0	0	0
Total	22	113	5.1	1	47
Opponents	14	204	14.6	0	64

Kick Returns

Player	no.	yds	avg	td	lg
Keelan Marion	18	472	26.2	2	100
Enoch Nawahine	2	47	23.5	0	30
Talan Alfrey	1	58	58.0	1	58
Ray Paulo	1	1	1.0	0	1
Total	22	578	26.3	3	100
Opponents	30	586	19.5	0	36

Fumbles Recovered

Player	no.	yds	avg	td	lg
Tommy Prassas	1	30	30.0	1	30
Logan Lutui	1	0	0.0	0	0
Jakob Robinson	1	0	0.0	0	0
Jack Kelly	1	0	0.0	0	0
Blake Mangelson	1	0	0.0	0	0
Ethan Slade	1	0	0.0	0	0
Harrison Taggart	1	0	0.0	0	0
Total	7	30	4.3	1	30
Opponents	7	57	8.1	0	57



Scoring

Player			PAT						
	td	fg	kick	rush	rcv	pass	dxp	saf	pts
Will Ferrin	-	24-27	41-41	-	-	-	-	-	113
LJ Martin	9	-	-	-	-	-	-	-	54
Jake Retzlaff	6	-	-	-	-	2	-	-	36
Keelan Marion	5	-	-	-	-	-	-	-	30
Darius Lassiter	4	-	-	-	1	-	-	-	26
Chase Roberts	4	-	-	-	-	-	-	-	24
Mata'ava Ta'ase	3	-	-	-	-	-	-	-	18
Parker Kingston	3	-	-	-	-	-	-	-	18
Sione I Moa	3	-	-	-	-	-	-	-	18
Hinckley Ropati	2	-	-	-	-	-	-	-	12
Jojo Phillips	2	-	-	-	-	-	-	-	12
Keanu Hill	1	-	-	-	1	-	-	-	8
Miles Davis	1	-	-	-	-	-	-	-	6
Kody Epps	1	-	-	-	-	-	-	-	6
Talan Alfrey	1	-	-	-	-	-	-	-	6
Enoch Nawahine	1	-	-	-	-	-	-	-	6
Isaiah Glasker	1	-	-	-	-	-	-	-	6
Tommy Prassas	1	-	-	-	-	-	-	-	6
Total	48	24-27	41-41	0	2	2	0	0	405
Opponents	31	13-16	26-27	1	1	1	0	0	255

Field Goals

Player	fg	pct.	01-19	20-29	30-39	40-49	50-99	lg	blk
Will Ferrin	24-27	88.9	0-0	3-3	11-12	6-7	4-5	54	0
Opponents	13-16	81.3	0-0	6-6	3-3	2-4	2-3	53	0

FG Sequence

Team Name	BYU	Opponents
Southern Ill.	36,(50),(41)	
SMU	55,(26)	(53),(52),(38),(28),(45)
Wyoming	(49),(37)	
Kansas St.	(31)	(32),(27),(28)
Baylor	(54),(37),49	50
Arizona	(33),(39)	(47),(21)
Oklahoma St.	(41)	48
UCF	(41),(37),(36)	(38)
Utah	(23),(33),(44)	
Kansas	(33),(35)	(25)
Arizona St.	(49)	
Houston	(22)	(26)
Colorado	(51),(54),(31)	48

Numbers in parentheses indicate field goal was made

Total Offense

Player	g	plays	rush	pass	total	avg/g
Jake Retzlaff	13	468	417	2947	3364	258.8
LJ Martin	10	137	718	0	718	71.8
Hinckley Ropati	8	69	360	0	360	45.0
Sione I Moa	11	29	144	0	144	13.1
Enoch Nawahine	10	30	98	0	98	9.8
Keelan Marion	13	21	96	0	96	7.4
Pokaiaua Haunga	5	18	81	0	81	16.2
Miles Davis	8	18	76	0	76	9.5
Parker Kingston	13	9	43	33	76	5.8
Gerry Bohanon	4	11	30	27	57	14.3
Sam Vander Haar	13	1	22	0	22	1.7
Chase Roberts	13	5	21	0	21	1.6
Will Ferrin	13	1	8	0	8	0.6
Team	13	0	-21	0	-21	-1.6
Total	13	836	2093	3007	5100	392.3
Opponents	13	818	1642	2372	4014	308.8

Punting

Player	no.	yds	avg	lg	tb	fc	i20	50+	blk
Sam Vander Haar	33	1412	42.8	70	1	20	14	1	0
Landon Rehkow	5	180	36.0	49	0	0	0	0	0
Total	38	1592	41.9	70	1	20	14	1	0
Opponents	48	2159	45.0	65	4	20	15	12	0

Kickoffs

Player	no.	yds	avg	tb	ob	retn	net	ydln
Will Ferrin	80	5018	62.7	41	1			
Matthias Dunn	2	129	64.5	0	0			
Total	82	5147	62.8	41	1	30	40.6	24
Opponents	53	3273	61.8	28	1	22	37.2	27

Score by Periods

Team	1st	2nd	3rd	4th	OT	TOT
BYU	83	122	123	77	0	405
Opponents	45	97	37	76	0	255

All Purpose

Player	g	rush	rcv	pr	kr	ir	total	avg/g
Keelan Marion	13	96	346	0	472	0	914	70.3
Chase Roberts	13	21	854	0	0	0	875	67.3
LJ Martin	10	718	98	0	0	0	816	81.6
Darius Lassiter	12	0	703	0	0	0	703	58.6
Parker Kingston	13	43	196	236	0	0	475	36.5
Hinckley Ropati	8	360	76	0	0	0	436	54.5
Jake Retzlaff	13	417	0	0	0	0	417	32.1
Jojo Phillips	13	0	211	0	0	0	211	16.2
Sione I Moa	11	144	38	0	0	0	182	16.5
Enoch Nawahine	10	98	1	0	47	0	146	14.6
Miles Davis	8	76	68	0	0	0	144	18.0
Pokaiaua Haunga	5	81	43	0	0	0	124	24.8
Keanu Hill	12	0	108	0	0	0	108	9.0
Mata'ava Ta'ase	13	0	91	0	0	0	91	7.0
Ryner Swanson	13	0	91	0	0	0	91	7.0
Talan Alfrey	12	0	0	0	58	0	58	4.8
Kody Epps	6	0	54	0	0	0	54	9.0
Tanner Wall	13	0	0	0	0	51	51	3.9
Gerry Bohanon	4	30	0	0	0	0	30	7.5
Cody Hagen	10	0	29	0	0	0	29	2.9
Isaiah Glasker	13	0	0	0	0	27	27	2.1
Sam Vander Haar	13	22	0	0	0	0	22	1.7
Harrison Taggart	12	0	0	0	0	15	15	1.3
Tyler Batty	13	0	0	0	0	14	14	1.1
Will Ferrin	13	8	0	0	0	0	8	0.6
Jakob Robinson	13	0	0	0	0	6	6	0.5
Ray Paulo	13	0	0	0	1	0	1	0.1
Evan Johnson	12	0	0	-7	0	0	-7	-0.6
Team	13	-21	0	0	0	0	-21	-1.6
Total	13	2093	3007	229	578	113	6020	463.1
Opponents	13	1642	2372	66	586	204	4870	374.6



Team Defense

			Tackles				Sacks	Pass defense			Fumbles		blkd	
##	Player	gp	ua	a	tot	tfl/yds	no-yds	int-yds	brup	qbh	fr-yds	ff	kick	saf
16	Isaiah Glasker	13	42	28	70	14.5-72	3.5-28	3-27	4	2	.	1	.	.
11	Harrison Taggart	12	34	35	69	2.5-14	1-10	1-15	3	4	1-0	1	.	.
92	Tyler Batty	13	33	26	59	7-16	1.5-7	2-14	2	8
28	Tanner Wall	13	31	22	53	.	.	3-51	1
17	Jack Kelly	13	33	18	51	10-86	5-71	1-0	1	14	1-0	2	.	.
7	Crew Wakley	11	31	13	44	1-11	1-11	2-0	1
0	Jakob Robinson	13	28	15	43	5-21	.	3-6	5	2	1-0	1	.	.
93	Blake Mangelson	13	15	22	37	5.5-22	2-17	1-0	1	3	1-0	.	.	.
3	Raider Damuni	12	16	10	26	2.5-19	1-16
13	Isaiah Bagnah	13	12	13	25	2-13	1-11	.	2	2
2	Marque Collins	13	16	8	24	1-1	.	2-0	9	1
94	John Nelson	13	12	11	23	2-6	1-5	.	5	3	.	1	.	.
22	Tommy Prassas	13	12	8	20	.	.	1-0	.	.	1-30	.	.	.
4	Mory Bamba	10	10	7	17	.	.	.	4
58	Aisea Moa	12	8	8	16	0.5-1	.	.	.	3	.	1	.	.
21	Evan Johnson	12	13	3	16	.	.	2-0	1	1
26	Ethan Slade	13	10	5	15	1-0	.	.	.
59	Logan Lutui	13	7	6	13	3.5-28	1-23	.	2	3	1-0	.	.	.
55	John Taumoepeau	12	5	7	12	1.5-14	1-14	.	.	1
30	Miles Hall	8	7	4	11	0.5-0	1	.	.
33	Choe Bryant-Strother	9	7	4	11	1-4
1	Micah Harper	7	7	4	11	.	.	.	1
95	Luke Toomalatai	8	3	8	11	0.5-2	.	.	.	1
99	Joshua Singh	13	3	7	10	1.5-3
41	Sione Moa	7	5	5	10
10	Faletau Satuala	12	6	3	9	.	.	1-0
25	Talan Alfrey	12	6	3	9
45	Viliami Po'uha	13	7	2	9	2
54	Siale Esera	5	3	2	5	1-2	1-2	.	.	1
18	Cody Hagen	10	4	1	5	1	.	.
48	Bodie Schoonover	13	3	1	4
23	Jonathan Kabeya	9	1	3	4	.	.	.	1
24	Therrian Alexander	10	3	.	3	.	.	.	2
12	Jake Retzlaff	13	3	.	3
42	Ray Paulo	13	3	.	3
44	Ephraim Asiata	11	2	.	2
20	Koa Eldredge	4	.	2	2
63	Bruce Mitchell	13	1	1	2
61	Weylin Lapuaho	13	2	.	2
43	Cannon Skidmore	9	1	.	1
51	Sonny Makasini	10	.	1	1
32	Marcus McKenzie	5	1	.	1	.	.	.	1
27	LJ Martin	10	.	1	1
18	Ace Kaufusi	6	.	1	1
29	Jayden Dunlap	5	1	.	1
15	Chika Ebunoha	5	1	.	1
2	Chase Roberts	13	1	.	1
44	Will Ferrin	13	1	.	1
64	Brayden Keim	9	1	.	1
1	Keanu Hill	12	1	.	1
Totals		13	452	318	770	63-335	20-215	22-113	46	51	7-30	9	0	0
Opponents		13	436	382	818	63-198	18-95	14-204	43	25	7-57	10	0	0



2024-25 BYU Football
Team Game-by-Game
All games

		Rushing				Receiving				Passing				Kick Returns				Punt Returns				tot
Date	Opponent	no.	yds	td	lg	no.	yds	td	lg	cmp-att-int	yds	td	lg	no.	yds	td	lg	no.	yds	td	lg	off
08/31/2024	Southern Ill.	47	179	2	19	20	348	3	57	20-30-0	348	3	57	1	-4	0	0	2	24	0	17	527
09/06/2024	at SMU	35	134	1	37	15	202	1	57	15-29-2	202	1	57	3	53	0	24	2	7	0	9	336
09/14/2024	at Wyoming	28	140	0	28	25	318	3	30	25-39-1	318	3	30	2	116	1	100	1	0	0	0	458
09/21/2024	Kansas St.	27	92	1	24	15	149	2	24	15-21-0	149	2	24	1	18	0	18	1	90	1	90	241
09/28/2024	at Baylor	36	149	1	22	18	218	3	44	18-33-2	218	3	44	2	16	0	15	2	4	0	2	367
10/12/2024	Arizona	27	147	1	16	19	251	3	38	19-33-0	251	3	38	0	0	0	0	0	0	0	0	398
10/18/2024	Oklahoma St.	36	255	3	29	13	218	2	50	13-28-3	218	2	50	1	21	0	21	0	0	0	0	473
10/26/2024	at UCF	51	252	2	29	16	228	2	62	16-24-0	228	2	62	0	0	0	0	1	6	0	6	480
11/09/2024	at Utah	32	120	1	39	15	219	0	32	15-33-0	219	0	32	3	131	1	96	2	-3	0	4	339
11/16/2024	Kansas	34	162	0	14	18	192	1	30	18-29-1	192	1	30	2	50	0	33	1	-7	0	0	354
11/23/2024	at Arizona St.	23	94	2	13	23	346	1	49	23-38-2	346	1	49	3	55	0	23	0	0	0	0	440
11/30/2024	Houston	39	189	3	20	8	167	0	52	8-19-0	167	0	52	2	75	1	58	1	3	0	3	356
12/28/2024	vs Colorado	42	180	3	23	12	151	0	28	12-23-3	151	0	28	2	47	0	30	4	105	1	64	331
BYU		457	2093	20	39	217	3007	21	62	217-379-14	3007	21	62	22	578	3	100	17	229	2	90	5100
Opponents		426	1642	18	54	217	2372	13	61	217-392-22	2372	13	61	30	586	0	36	8	66	0	20	4014

BYU Averages

Games	Avg/ rush	Avg/ catch	Pass effc	KR avg	PR avg	All purpose avg/game	Total offense avg/game
13	4.6	13.9	134.8	26.3	13.5	463.1	392.3

Date	Opponent	Tackles				Sacks	Fumble		Pass Defense			blkd kick	PAT attempts			off		
		ua	a	total	tfl-yds		ff	fr-yds	int-yds	qbh	brup		kick	rush	rcv	saf	t/o	pts
08/31/2024	Southern Ill.	23	24	47	7.0-31	2-16	0	0-0	1-3	3	4	0	5-5	0	0	0	3	41
09/06/2024	at SMU	39	38	77	8.0-39	3-27	1	2-0	1-0	9	5	0	1-1	0	1	0	0	18
09/14/2024	at Wyoming	33	20	53	4.0-15	1-10	0	0-0	1-0	0	5	0	4-4	0	0	0	0	34
09/21/2024	Kansas St.	41	38	79	3.0-13	1-9	3	1-30	2-15	5	2	0	5-5	0	0	0	21	38
09/28/2024	at Baylor	41	12	53	5.0-34	3-30	0	0-0	2-0	3	6	0	4-4	0	0	0	7	34
10/12/2024	Arizona	33	28	61	5.0-20	1-13	1	1-0	3-24	14	4	0	5-5	0	0	0	21	41
10/18/2024	Oklahoma St.	45	22	67	3.0-16	1-6	0	0-0	2-47	2	4	0	5-5	0	0	0	14	38
10/26/2024	at UCF	36	6	42	2.0-7	1-6	0	0-0	2-6	3	3	0	4-4	0	0	0	3	37
11/09/2024	at Utah	23	36	59	5.0-10	0-0	0	1-0	2-0	0	2	0	1-1	0	0	0	6	22
11/16/2024	Kansas	26	24	50	6.0-14	1-5	0	0-0	1-0	2	4	0	1-1	0	0	0	0	13
11/23/2024	at Arizona St.	42	24	66	3.0-28	0-0	1	0-0	1-4	3	2	0	0-0	0	1	0	0	23
11/30/2024	Houston	39	32	71	7.0-53	2-42	3	2-0	2-14	5	1	0	3-3	0	0	0	0	30
12/28/2024	vs Colorado	31	14	45	5.0-55	4-51	0	0-0	2-0	2	4	0	3-3	0	0	0	10	36
BYU		452	318	770	63.0-335	20-215	9	7-30	22-113	51	46	0	41-41	0	2	0	85	405
Opponents		436	382	818	63.0-198	18-95	10	7-57	14-204	25	43	0	26-27	1	1	0	17	255

Date	Opponent	Punting										Field Goals			Kickoffs			
		no.	yds	avg	long	blkd	tb	fc	50+	i20	md-att	long	blkd	no.	yds	avg	tb	ob
08/31/2024	Southern Ill.	2	84	42.0	48	0	0	1	0	1	2-3	50	0	7	454	64.9	4	0
09/06/2024	at SMU	6	247	41.2	49	0	0	1	0	0	1-2	26	0	4	230	57.5	1	0
09/14/2024	at Wyoming	4	147	36.8	45	0	0	3	0	1	2-2	49	0	7	455	65.0	6	0
09/21/2024	Kansas St.	4	166	41.5	46	0	0	1	0	3	1-1	31	0	7	455	65.0	5	0
09/28/2024	at Baylor	3	153	51.0	70	0	0	1	1	1	2-3	54	0	7	433	61.9	2	0
10/12/2024	Arizona	3	126	42.0	49	0	0	1	0	2	2-2	39	0	8	503	62.9	6	1
10/18/2024	Oklahoma St.	1	30	30.0	30	0	0	1	0	1	1-1	41	0	7	417	59.6	3	0
10/26/2024	at UCF	2	83	41.5	45	0	0	2	0	1	3-3	41	0	8	512	64.0	4	0
11/09/2024	at Utah	5	224	44.8	46	0	0	4	0	1	3-3	44	0	6	376	62.7	3	0
11/16/2024	Kansas	3	122	40.7	44	0	0	2	0	2	2-2	35	0	4	250	62.5	1	0
11/23/2024	at Arizona St.	1	41	41.0	41	0	0	0	0	1	1-1	49	0	5	325	65.0	5	0
11/30/2024	Houston	3	125	41.7	49	0	1	2	0	0	1-1	22	0	6	371	61.8	0	0
12/28/2024	vs Colorado	1	44	44.0	44	0	0	1	0	0	3-3	54	0	6	366	61.0	1	0
BYU		38	1592	41.9	70	0	1	20	1	14	24-27	54	0	82	5147	62.8	41	1
Opponents		48	2159	45.0	65	0	4	20	12	15	13-16	53	0	53	3273	61.8	28	1



2024-25 BYU Football Opponents Game-by-Game All games

Date	Opponent	Rushing				Receiving				Passing				Kick Returns				Punt Returns				tot		
		no.	yds	td	lg	no.	yds	td	lg	cmp	att	int	yds	td	lg	no.	yds	td	lg	no.	yds	td	lg	off
08/31/2024	Southern Ill.	25	123	2	38	13	108	0	43	13-26-1	108	0	43	1	21	0	21	0	0	0	0	0	0	231
09/06/2024	at SMU	36	117	0	30	17	144	0	20	17-36-1	144	0	20	2	31	0	18	4	22	0	20	0	0	261
09/14/2024	at Wyoming	33	77	2	15	14	140	0	36	14-31-1	140	0	36	1	25	0	25	0	0	0	0	0	0	217
09/21/2024	Kansas St.	43	228	0	30	16	139	0	20	16-29-2	139	0	20	2	40	0	25	1	7	0	7	0	7	367
09/28/2024	at Baylor	28	63	1	20	27	324	3	34	27-48-2	324	3	34	4	94	0	29	1	20	0	20	0	20	387
10/12/2024	Arizona	32	114	1	14	26	275	1	39	26-52-3	275	1	39	0	0	0	0	1	12	0	12	0	12	389
10/18/2024	Oklahoma St.	37	269	2	54	18	152	3	21	18-29-2	152	3	21	3	54	0	21	0	0	0	0	0	0	421
10/26/2024	at UCF	29	181	2	54	14	198	1	40	14-27-2	198	1	40	2	22	0	15	0	0	0	0	0	0	379
11/09/2024	at Utah	30	147	1	27	12	112	2	36	12-22-2	112	2	36	3	92	0	36	0	0	0	0	0	0	259
11/16/2024	Kansas	33	73	2	11	12	169	0	29	12-19-1	169	0	29	1	14	0	14	1	5	0	5	0	5	242
11/23/2024	at Arizona St.	44	154	3	23	16	247	1	61	16-25-1	247	1	61	0	0	0	0	0	0	0	0	0	0	401
11/30/2024	Houston	37	94	2	18	16	156	0	39	16-25-2	156	0	39	6	121	0	32	0	0	0	0	0	0	250
12/28/2024	vs Colorado	19	2	0	11	16	208	2	58	16-23-2	208	2	58	5	72	0	20	0	0	0	0	0	0	210
Opponents		426	1642	18	54	217	2372	13	61	217-392-22	2372	13	61	30	586	0	36	8	66	0	20	4014		
BYU		457	2093	20	39	217	3007	21	62	217-379-14	3007	21	62	22	578	3	100	17	229	2	90	5100		

Opponents Averages

Games	Avg/ rush	Avg/ catch	Pass eff	KR avg	PR avg	All purpose avg/game	Total offense avg/game
13	3.9	10.9	105.9	19.5	8.3	374.6	308.8

Date	Opponent	Tackles				Sacks no-yds	Fumble		Pass Defense			blkd kick	PAT attempts			off		
		ua	a	total	tfl-yds		ff	fr-yds	int-yds	qbh	brup		kick	rush	rcv	saf	t/o	pts
08/31/2024	Southern Ill.	40	42	82	5.0-19	2-15	2	0-0	0-0	2	1	0	1-2	0	0	0	0	13
09/06/2024	at SMU	27	40	67	6.0-16	1-7	1	1-0	2-47	2	4	0	0-0	0	0	0	3	15
09/14/2024	at Wyoming	36	28	64	2.0-5	0-0	0	0-0	1-0	0	6	0	2-2	0	0	0	0	14
09/21/2024	Kansas St.	25	28	53	5.0-20	2-17	0	0-0	0-0	1	1	0	0-0	0	0	0	0	9
09/28/2024	at Baylor	39	18	57	4.0-10	0-0	0	0-0	2-0	1	4	0	4-4	0	0	0	0	28
10/12/2024	Arizona	29	26	55	3.0-6	0-0	1	1-0	0-0	3	1	0	1-1	0	0	0	0	19
10/18/2024	Oklahoma St.	34	20	54	2.0-7	1-5	0	0-0	3-42	1	5	0	5-5	0	0	0	7	35
10/26/2024	at UCF	45	32	77	9.0-29	3-16	2	1-0	0-0	3	1	0	1-1	1	0	0	0	24
11/09/2024	at Utah	26	40	66	9.0-36	3-12	2	0-0	0-0	0	9	0	3-3	0	0	0	0	21
11/16/2024	Kansas	43	14	57	5.0-10	2-5	0	1-0	1-0	0	2	0	2-2	0	0	0	7	17
11/23/2024	at Arizona St.	33	24	57	4.0-9	1-5	0	0-0	2-64	3	5	0	4-4	0	0	0	0	28
11/30/2024	Houston	28	26	54	3.0-7	1-3	1	3-57	0-0	6	2	0	1-1	0	1	0	0	18
12/28/2024	vs Colorado	31	44	75	6.0-24	2-10	1	0-0	3-51	3	2	0	2-2	0	0	0	0	14
Opponents		436	382	818	63.0-198	18-95	10	7-57	14-204	25	43	0	26-27	1	1	0	17	255
BYU		452	318	770	63.0-335	20-215	9	7-30	22-113	51	46	0	41-41	0	2	0	85	405

Date	Opponent	Punting										Field Goals			Kickoffs			
		no.	yds	avg	long	blkd	tb	fc	50+	i20	md-att	long	blkd	no.	yds	avg	tb	ob
08/31/2024	Southern Ill.	7	320	45.7	65	0	0	2	2	3	0-0	0	0	3	188	62.7	2	0
09/06/2024	at SMU	4	193	48.3	52	0	1	1	1	0	5-5	53	0	6	381	63.5	3	0
09/14/2024	at Wyoming	8	350	43.8	50	0	0	6	1	0	0-0	0	0	3	195	65.0	1	0
09/21/2024	Kansas St.	1	57	57.0	57	0	0	0	1	0	3-3	32	0	4	260	65.0	3	0
09/28/2024	at Baylor	3	148	49.3	52	0	0	0	2	0	0-1	0	0	5	274	54.8	2	1
10/12/2024	Arizona	1	36	36.0	36	0	0	1	0	1	2-2	47	0	4	260	65.0	4	0
10/18/2024	Oklahoma St.	1	52	52.0	52	0	0	1	1	0	0-1	0	0	6	390	65.0	5	0
10/26/2024	at UCF	4	174	43.5	46	0	0	3	0	3	1-1	38	0	4	256	64.0	3	0
11/09/2024	at Utah	6	290	48.3	59	0	1	2	2	5	0-0	0	0	4	252	63.0	1	0
11/16/2024	Kansas	4	149	37.3	47	0	0	2	0	1	1-1	25	0	4	260	65.0	2	0
11/23/2024	at Arizona St.	1	28	28.0	28	0	0	1	0	1	0-0	0	0	4	248	62.0	1	0
11/30/2024	Houston	4	192	48.0	54	0	2	1	2	1	1-1	26	0	4	191	47.8	1	0
12/28/2024	vs Colorado	4	170	42.5	48	0	0	0	0	0	0-1	0	0	2	118	59.0	0	0
Opponents		48	2159	45.0	65	0	4	20	12	15	13-16	53	0	53	3273	61.8	28	1
BYU		38	1592	41.9	70	0	1	20	1	14	24-27	54	0	82	5147	62.8	41	1



2024-25 BYU Football Team Game Highs All games

BYU - Game Highs

RUSHES	51	at UCF (10/26/2024)
YARDS RUSHING	255	Oklahoma St. (10/18/2024)
YARDS PER RUSH	7.1	Oklahoma St. (10/18/2024)
TD RUSHES	3	vs Colorado (N) (12/28/2024)
	3	Houston (11/30/2024)
	3	Oklahoma St. (10/18/2024)
PASS ATTEMPTS	39	at Wyoming (09/14/2024)
PASS COMPLETIONS	25	at Wyoming (09/14/2024)
YARDS PASSING	348	Southern Ill. (08/31/2024)
YARDS PER PASS	11.6	Southern Ill. (08/31/2024)
TD PASSES	3	Arizona (10/12/2024)
	3	at Baylor (09/28/2024)
	3	at Wyoming (09/14/2024)
	3	Southern Ill. (08/31/2024)
TOTAL PLAYS	77	Southern Ill. (08/31/2024)
TOTAL OFFENSE	527	Southern Ill. (08/31/2024)
YARDS PER PLAY	7.4	Oklahoma St. (10/18/2024)
POINTS	41	Arizona (10/12/2024)
	41	Southern Ill. (08/31/2024)
SACKS BY	4	vs Colorado (N) (12/28/2024)
FIRST DOWNS	29	at UCF (10/26/2024)
PENALTIES	10	at Utah (11/09/2024)
PENALTY YARDS	80	vs Colorado (N) (12/28/2024)
	80	at Wyoming (09/14/2024)
TURNOVERS	3	vs Colorado (N) (12/28/2024)
	3	Houston (11/30/2024)
	3	Oklahoma St. (10/18/2024)
	3	at SMU (09/06/2024)
PUNTS	6	at SMU (09/06/2024)
PUNTING AVG	51.0	at Baylor (09/28/2024)
LONG PUNT	70	at Baylor (09/28/2024)
PUNTS INSIDE 20	3	Kansas St. (09/21/2024)
LONG PUNT RETURN	90	Kansas St. (09/21/2024)

Opponent - Game Highs

RUSHES	44	at Arizona St. (11/23/2024)
YARDS RUSHING	269	Oklahoma St. (10/18/2024)
YARDS PER RUSH	7.3	Oklahoma St. (10/18/2024)
TD RUSHES	3	at Arizona St. (11/23/2024)
PASS ATTEMPTS	52	Arizona (10/12/2024)
PASS COMPLETIONS	27	at Baylor (09/28/2024)
YARDS PASSING	324	at Baylor (09/28/2024)
YARDS PER PASS	9.9	at Arizona St. (11/23/2024)
TD PASSES	3	Oklahoma St. (10/18/2024)
	3	at Baylor (09/28/2024)
TOTAL PLAYS	84	Arizona (10/12/2024)
TOTAL OFFENSE	421	Oklahoma St. (10/18/2024)
YARDS PER PLAY	6.8	at UCF (10/26/2024)
POINTS	35	Oklahoma St. (10/18/2024)
SACKS BY	3	at Utah (11/09/2024)
	3	at UCF (10/26/2024)
FIRST DOWNS	25	Arizona (10/12/2024)
PENALTIES	10	at Utah (11/09/2024)
PENALTY YARDS	90	at Utah (11/09/2024)
TURNOVERS	4	Houston (11/30/2024)
	4	Arizona (10/12/2024)
PUNTS	8	at Wyoming (09/14/2024)
PUNTING AVG	57.0	Kansas St. (09/21/2024)
LONG PUNT	65	Southern Ill. (08/31/2024)
PUNTS INSIDE 20	5	at Utah (11/09/2024)
LONG PUNT RETURN	20	at Baylor (09/28/2024)
	20	at SMU (09/06/2024)



2024-25 BYU Football Team Match Lows All games

BYU - Game Lows

RUSHES	23	at Arizona St. (11/23/2024)
YARDS RUSHING	92	Kansas St. (09/21/2024)
YARDS PER RUSH	3.4	Kansas St. (09/21/2024)
TD RUSHES	0	Kansas (11/16/2024)
	0	at Wyoming (09/14/2024)
PASS ATTEMPTS	19	Houston (11/30/2024)
PASS COMPLETIONS	8	Houston (11/30/2024)
YARDS PASSING	149	Kansas St. (09/21/2024)
YARDS PER PASS	6.6	vs Colorado (N) (12/28/2024)
TD PASSES	0	vs Colorado (N) (12/28/2024)
	0	Houston (11/30/2024)
	0	at Utah (11/09/2024)
TOTAL PLAYS	48	Kansas St. (09/21/2024)
TOTAL OFFENSE	241	Kansas St. (09/21/2024)
YARDS PER PLAY	5.0	Kansas St. (09/21/2024)
POINTS	13	Kansas (11/16/2024)
SACKS BY	0	at Arizona St. (11/23/2024)
	0	at Utah (11/09/2024)
FIRST DOWNS	14	Kansas St. (09/21/2024)
PENALTIES	2	Kansas (11/16/2024)
	2	Oklahoma St. (10/18/2024)
	2	Kansas St. (09/21/2024)
PENALTY YARDS	10	Kansas (11/16/2024)
INTERCEPTIONS BY	1	at Arizona St. (11/23/2024)
	1	Kansas (11/16/2024)
	1	at Wyoming (09/14/2024)
	1	at SMU (09/06/2024)
	1	Southern Ill. (08/31/2024)
PUNTS	1	vs Colorado (N) (12/28/2024)
	1	at Arizona St. (11/23/2024)
	1	Oklahoma St. (10/18/2024)
PUNTING AVG	30.0	Oklahoma St. (10/18/2024)
LONG PUNT	30	Oklahoma St. (10/18/2024)
PUNTS INSIDE 20	0	vs Colorado (N) (12/28/2024)
	0	Houston (11/30/2024)
	0	at SMU (09/06/2024)
LONG PUNT RETURN	0	at Arizona St. (11/23/2024)
	0	Kansas (11/16/2024)
	0	Oklahoma St. (10/18/2024)
	0	Arizona (10/12/2024)
	0	at Wyoming (09/14/2024)



2024-25 BYU Football
Opponent Match Lows
All games

Opponent - Game Lows

RUSHES	19	vs Colorado (N) (12/28/2024)
YARDS RUSHING	2	vs Colorado (N) (12/28/2024)
YARDS PER RUSH	0.1	vs Colorado (N) (12/28/2024)
TD RUSHES	0	vs Colorado (N) (12/28/2024)
	0	Kansas St. (09/21/2024)
	0	at SMU (09/06/2024)
PASS ATTEMPTS	19	Kansas (11/16/2024)
PASS COMPLETIONS	12	Kansas (11/16/2024)
	12	at Utah (11/09/2024)
YARDS PASSING	108	Southern Ill. (08/31/2024)
YARDS PER PASS	4.0	at SMU (09/06/2024)
TD PASSES	0	Houston (11/30/2024)
	0	Kansas (11/16/2024)
	0	Kansas St. (09/21/2024)
	0	at Wyoming (09/14/2024)
	0	at SMU (09/06/2024)
	0	Southern Ill. (08/31/2024)
TOTAL PLAYS	42	vs Colorado (N) (12/28/2024)
TOTAL OFFENSE	210	vs Colorado (N) (12/28/2024)
YARDS PER PLAY	3.4	at Wyoming (09/14/2024)
POINTS	9	Kansas St. (09/21/2024)
SACKS BY	0	Arizona (10/12/2024)
	0	at Baylor (09/28/2024)
	0	at Wyoming (09/14/2024)
FIRST DOWNS	9	vs Colorado (N) (12/28/2024)
PENALTIES	1	Oklahoma St. (10/18/2024)
PENALTY YARDS	5	Oklahoma St. (10/18/2024)
INTERCEPTIONS BY	0	Houston (11/30/2024)
	0	at Utah (11/09/2024)
	0	at UCF (10/26/2024)
	0	Arizona (10/12/2024)
	0	Kansas St. (09/21/2024)
	0	Southern Ill. (08/31/2024)
PUNTS	1	at Arizona St. (11/23/2024)
	1	Oklahoma St. (10/18/2024)
	1	Arizona (10/12/2024)
	1	Kansas St. (09/21/2024)
PUNTING AVG	28.0	at Arizona St. (11/23/2024)
LONG PUNT	28	at Arizona St. (11/23/2024)
PUNTS INSIDE 20	0	vs Colorado (N) (12/28/2024)
	0	Oklahoma St. (10/18/2024)
	0	at Baylor (09/28/2024)
	0	Kansas St. (09/21/2024)
	0	at Wyoming (09/14/2024)
	0	at SMU (09/06/2024)
LONG PUNT RETURN	0	vs Colorado (N) (12/28/2024)
	0	Houston (11/30/2024)
	0	at Arizona St. (11/23/2024)
	0	at Utah (11/09/2024)
	0	at UCF (10/26/2024)
	0	Oklahoma St. (10/18/2024)
	0	at Wyoming (09/14/2024)
	0	Southern Ill. (08/31/2024)



2024-25 BYU Football Individual Game Highs All games

BYU - Individual Game Highs

RUSHES	22	LJ Martin vs Houston (11/30/2024)
YARDS RUSHING	120	LJ Martin vs Oklahoma St. (10/18/2024)
TD RUSHES	2	LJ Martin vs Colorado (N) (12/28/2024)
	2	Jake Retzlaff vs Houston (11/30/2024)
	2	Keelan Marion at Arizona St. (11/23/2024)
	2	LJ Martin vs Oklahoma St. (10/18/2024)
LONG RUSH	39	LJ Martin at Utah (11/09/2024)
PASS ATTEMPTS	38	Jake Retzlaff at Arizona St. (11/23/2024)
PASS COMPLETIONS	23	Jake Retzlaff at Arizona St. (11/23/2024)
YARDS PASSING	348	Jake Retzlaff vs Southern Ill. (08/31/2024)
TD PASSES	3	Jake Retzlaff at Baylor (09/28/2024)
	3	Jake Retzlaff at Wyoming (09/14/2024)
	3	Jake Retzlaff vs Southern Ill. (08/31/2024)
LONG PASS	62	Jake Retzlaff at UCF (10/26/2024)
RECEPTIONS	8	Darius Lassiter at Baylor (09/28/2024)
YARDS RECEIVING	129	Darius Lassiter vs Oklahoma St. (10/18/2024)
	129	Chase Roberts at Wyoming (09/14/2024)
TD RECEPTIONS	1	Jojo Phillips at Arizona St. (11/23/2024)
	1	Hinckley Ropati vs Kansas (11/16/2024)
	1	Chase Roberts at UCF (10/26/2024)
	1	Mata'ava Ta'ase at UCF (10/26/2024)
	1	Keelan Marion vs Oklahoma St. (10/18/2024)
	1	Darius Lassiter vs Oklahoma St. (10/18/2024)
	1	LJ Martin vs Arizona (10/12/2024)
	1	Parker Kingston vs Arizona (10/12/2024)
	1	Chase Roberts vs Arizona (10/12/2024)
	1	Miles Davis at Baylor (09/28/2024)
	1	Chase Roberts at Baylor (09/28/2024)
	1	Darius Lassiter at Baylor (09/28/2024)
	1	Chase Roberts vs Kansas St. (09/21/2024)
	1	Darius Lassiter vs Kansas St. (09/21/2024)
	1	Keanu Hill at Wyoming (09/14/2024)
	1	Kody Epps at Wyoming (09/14/2024)
	1	Darius Lassiter at Wyoming (09/14/2024)
	1	Mata'ava Ta'ase at SMU (09/06/2024)
	1	Mata'ava Ta'ase vs Southern Ill. (08/31/2024)
	1	LJ Martin vs Southern Ill. (08/31/2024)
LONG RECEPTION	62	Chase Roberts at UCF (10/26/2024)
PUNTS	5	Sam Vander Haar at Utah (11/09/2024)
PUNTING AVG	51.0	Sam Vander Haar at Baylor (09/28/2024)
LONG PUNT	70	Sam Vander Haar at Baylor (09/28/2024)
PUNTS INSIDE 20	3	Sam Vander Haar vs Kansas St. (09/21/2024)
LONG PUNT RETURN	90	Parker Kingston vs Kansas St. (09/21/2024)
LONG KICKOFF RETURN	100	Keelan Marion at Wyoming (09/14/2024)
TACKLES	13	Tanner Wall vs Houston (11/30/2024)
SACKS	1	Raider Damuni vs Colorado (N) (12/28/2024)
	1	Siale Esera vs Colorado (N) (12/28/2024)
	1	Harrison Taggart vs Colorado (N) (12/28/2024)
	1	Logan Lutui vs Colorado (N) (12/28/2024)
	1	Isaiah Glasker vs Houston (11/30/2024)
	1	Jack Kelly vs Houston (11/30/2024)
	1	Blake Mangelson at UCF (10/26/2024)
	1	Jack Kelly vs Oklahoma St. (10/18/2024)
	1	Isaiah Glasker vs Arizona (10/12/2024)
	1	John Taumoepeau at Baylor (09/28/2024)
	1	Crew Wakley at Baylor (09/28/2024)
	1	Tyler Batty at Baylor (09/28/2024)
	1	Jack Kelly vs Kansas St. (09/21/2024)
	1	Jack Kelly at Wyoming (09/14/2024)
	1	Jack Kelly at SMU (09/06/2024)
	1	Isaiah Glasker at SMU (09/06/2024)
	1	Blake Mangelson at SMU (09/06/2024)
	1	Isaiah Bagnah vs Southern Ill. (08/31/2024)
	1	John Nelson vs Southern Ill. (08/31/2024)
TACKLES FOR LOSS	2.5	Tyler Batty vs Houston (11/30/2024)
	2.5	Jack Kelly vs Houston (11/30/2024)
	2.5	Blake Mangelson at SMU (09/06/2024)



2024-25 BYU Football Opponent Individual Match Highs All games

Opponent - Individual Game Highs

RUSHES	28	Cam Skattebo at Arizona St. (11/23/2024)
YARDS RUSHING	147	Cam Skattebo at Arizona St. (11/23/2024)
TD RUSHES	3	Cam Skattebo at Arizona St. (11/23/2024)
LONG RUSH	54	RJ Harvey at UCF (10/26/2024)
	54	Garret Rangel vs Oklahoma St. (10/18/2024)
PASS ATTEMPTS	52	Noah Fifita vs Arizona (10/12/2024)
PASS COMPLETIONS	27	Sawyer Robertson at Baylor (09/28/2024)
YARDS PASSING	324	Sawyer Robertson at Baylor (09/28/2024)
TD PASSES	3	Sawyer Robertson at Baylor (09/28/2024)
LONG PASS	61	Sam Leavitt at Arizona St. (11/23/2024)
RECEPTIONS	9	Jordyn Tyson at Arizona St. (11/23/2024)
YARDS RECEIVING	125	Jordyn Tyson at Arizona St. (11/23/2024)
	125	Josh Cameron at Baylor (09/28/2024)
TD RECEPTIONS	2	Josh Cameron at Baylor (09/28/2024)
LONG RECEPTION	61	Xavier Guillory at Arizona St. (11/23/2024)
FIELD GOALS	5	Collin Rogers at SMU (09/06/2024)
LONG FIELD GOALS	53	Collin Rogers at SMU (09/06/2024)
PUNTS	8	Jack Culbreath at Wyoming (09/14/2024)
PUNTING AVG	57.0	Simon McClannan vs Kansas St. (09/21/2024)
LONG PUNT	65	Paul Geelen vs Southern Ill. (08/31/2024)
PUNTS INSIDE 20	5	Jack Bouwmeester at Utah (11/09/2024)
LONG PUNT RETURN	20	Josh Cameron at Baylor (09/28/2024)
	20	Roderick Daniels, Jr. at SMU (09/06/2024)
LONG KICKOFF RETURN	36	Smith Snowden at Utah (11/09/2024)
TACKLES	12	Colin Bohanek vs Southern Ill. (08/31/2024)
SACKS	2	Daylan Dotson at UCF (10/26/2024)
TACKLES FOR LOSS	3	Zemaiah Vaughn at Utah (11/09/2024)
	3	Daylan Dotson at UCF (10/26/2024)
INTERCEPTIONS	1	Anquin Barnes Jr. vs Colorado (N) (12/28/2024)
	1	Cam'Ron Silmon-Craig vs Colorado (N) (12/28/2024)
	1	D.J. McKinney vs Colorado (N) (12/28/2024)
	1	Jordan Crook at Arizona St. (11/23/2024)
	1	Javan Robinson at Arizona St. (11/23/2024)
	1	Mello Dotson vs Kansas (11/16/2024)
	1	Korie Black vs Oklahoma St. (10/18/2024)
	1	Lyrik Rawls vs Oklahoma St. (10/18/2024)
	1	Parker Robertson vs Oklahoma St. (10/18/2024)
	1	Elinus Noel III at Baylor (09/28/2024)
	1	Corey Gordon Jr. at Baylor (09/28/2024)
	1	Wrook Brown at Wyoming (09/14/2024)
	1	Kobe Wilson at SMU (09/06/2024)
	1	Jared Harrison-Hunte at SMU (09/06/2024)



2024-25 BYU Football Games Played All games

##	Player	GP-GS	SIU	SMU	UW	KState	Baylor	UA	OSU	UCF	Utah	KU	ASU	UH	CU
0	Kody Epps	6/4	START	XXX	START	START	START	XXX
0	Jakob Robinson	13/13	START	START	START	START	START	START	START	START	START	START	START	START	START
1	Keanu Hill	12/3	START	START	XXX	START	XXX	XXX	XXX	XXX	XXX	XXX	XXX	XXX	...
1	Micah Harper	7/1	START	XXX	...	XXX	XXX	XXX	XXX	XXX
2	Marque Collins	13/12	START	START	START	XXX	START	START	START	START	START	START	START	START	START
2	Chase Roberts	13/13	START	START	START	START	START	START	START	START	START	START	START	START	START
3	Gerry Bohanon	4/0	XXX	...	XXX	XXX	XXX
3	Raider Damuni	12/2	...	XXX	XXX	XXX	XXX	XXX	XXX	XXX	XXX	XXX	START	XXX	START
4	Miles Davis	8/1	XXX	XXX	START	XXX	XXX	XXX	...	XXX	XXX	...
4	Mory Bamba	10/5	XXX	START	XXX	START	START	XXX	XXX	XXX	START	START
5	Darius Lassiter	12/11	...	START	START	START	START	START	START	START	START	START	START	START	XXX
7	Crew Wakley	11/9	XXX	XXX	START	START	START	START	START	START	START	START	...	START	...
7	Hinckley Ropati	8/2	START	XXX	START	XXX	XXX	XXX	XXX	XXX
10	Treyson Bourguet	0/0
10	Faletau Satuala	12/0	XXX	...	XXX	XXX	XXX	XXX	XXX	XXX	XXX	XXX	XXX	XXX	XXX
11	Harrison Taggart	12/12	START	START	START	START	START	START	START	START	START	START	START	...	START
11	Parker Kingston	13/0	XXX	XXX	XXX	XXX	XXX	XXX	XXX	XXX	XXX	XXX	XXX	XXX	XXX
12	Preston Rex	1/0	XXX
12	Jake Retzlaff	13/13	START	START	START	START	START	START	START	START	START	START	START	START	START
13	Isaiah Bagnah	13/7	XXX	XXX	START	START	XXX	START	XXX	XXX	START	START	XXX	START	START
13	Jojo Phillips	13/2	XXX	XXX	XXX	XXX	XXX	XXX	START	XXX	XXX	XXX	XXX	XXX	START
15	Chika Ebunoha	5/0	XXX	...	XXX	...	XXX	XXX	XXX
15	McCae Hillstead	0/0
16	Cole Hagen	0/0
16	Isaiah Glasker	13/9	XXX	START	XXX	START	XXX	START	START	XXX	START	START	START	START	START
17	Keelan Marion	13/7	START	XXX	XXX	XXX	XXX	START	XXX	START	XXX	START	START	START	START
17	Jack Kelly	13/13	START	START	START	START	START	START	START	START	START	START	START	START	START
18	Ace Kaufusi	6/0	XXX	XXX	...	XXX	XXX	...	XXX	XXX
18	Cody Hagen	10/0	XXX	XXX	XXX	XXX	XXX	XXX	XXX	XXX	XXX	XXX	...
19	Noah Lugo	0/0
20	Marquis Taliuli	1/0	XXX
20	Koa Eldredge	4/0	XXX	XXX	XXX	XXX
21	Evan Johnson	12/4	START	START	START	START	...	XXX	XXX	XXX	XXX	XXX	XXX	XXX	XXX
21	Enoch Nawahine	10/1	XXX	XXX	...	XXX	START	XXX	XXX	XXX	XXX	XXX	XXX
22	Mason Fakahua	6/0	XXX	...	XXX	XXX	XXX	XXX	XXX	...
22	Tommy Prassas	13/0	XXX	XXX	XXX	XXX	XXX	XXX	XXX	XXX	XXX	XXX	XXX	XXX	XXX
23	Pokaiaua Haunga	5/0	XXX	XXX	XXX	XXX	XXX
23	Jonathan Kabeya	9/0	XXX	XXX	XXX	XXX	XXX	XXX	XXX	XXX	XXX
24	Therrian Alexander	10/0	XXX	XXX	XXX	XXX	XXX	XXX	XXX	XXX	XXX	XXX
25	Talan Alfrey	12/1	XXX	START	XXX	XXX	XXX	XXX	XXX	XXX	...	XXX	XXX	XXX	XXX
26	Ethan Slade	13/0	XXX	XXX	XXX	XXX	XXX	XXX	XXX	XXX	XXX	XXX	XXX	XXX	XXX
26	Ty West	0/0
27	LJ Martin	10/8	XXX	START	XXX	START	START	START	START	START	START	START
27	Matthias Leach	0/0
28	Tanner Wall	13/13	START	START	START	START	START	START	START	START	START	START	START	START	START
28	Jovesa Damuni	0/0
29	Jayden Dunlap	5/0	XXX	XXX	XXX	...	XXX	XXX
29	Rowan Reay	1/0	XXX
30	Miles Hall	8/0	...	XXX	...	XXX	XXX	XXX	...	XXX	XXX	XXX	XXX
30	Sione I Moa	11/1	XXX	XXX	XXX	START	XXX	XXX	XXX	XXX	XXX	XXX	XXX
31	Kevin Doe	5/0	XXX	XXX	...	XXX	XXX	XXX
32	Marcus McKenzie	5/0	XXX	XXX	...	XXX	XXX	XXX
32	Will Zundell	0/0
33	Choe Bryant-Strother	9/0	XXX	XXX	XXX	XXX	XXX	...	XXX	XXX	XXX	XXX
34	Maika Kaufusi	1/0	XXX
34	Charles Miska	0/0
35	Sam Vander Haar	13/0	XXX	XXX	XXX	XXX	XXX	XXX	XXX	XXX	XXX	XXX	XXX	XXX	XXX
35	Jarinn Kalama	0/0
36	Carson Tujague	0/0
37	Malae Tanuvasa	0/0



##	Player	GP-GS	SIU	SMU	UW	KState	Baylor	UA	OSU	UCF	Utah	KU	ASU	UH	CU
38	Payton VanSteenkiste	1/0	XXX
39	Landon Rehkow	3/0	XXX	XXX	XXX
41	Sione Moa	7/0	XXX	XXX	XXX	XXX	XXX	XXX	XXX	...
42	Ray Paulo	13/2	XXX	XXX	XXX	XXX	XXX	XXX	XXX	XXX	START	START	XXX	XXX	XXX
42	Peter Tuipulotu	4/0	XXX	XXX	XXX	...	XXX	...
43	Cannon Skidmore	9/0	XXX	XXX	XXX	XXX	XXX	XXX	XXX	XXX	...	XXX
44	Will Ferrin	13/0	XXX	XXX	XXX	XXX	XXX	XXX	XXX	XXX	XXX	XXX	XXX	XXX	XXX
44	Ephraim Asiata	11/0	XXX	XXX	XXX	XXX	XXX	XXX	XXX	XXX	XXX	XXX	XXX
45	Tei Nacua	4/0	XXX	...	XXX	XXX	XXX
45	Viliami Po'uha	13/0	XXX	XXX	XXX	XXX	XXX	XXX	XXX	XXX	XXX	XXX	XXX	XXX	XXX
46	Nathan Hoke	0/0
47	Dalton Riggs	12/0	XXX	XXX	XXX	XXX	XXX	XXX	XXX	XXX	XXX	XXX	XXX	XXX	...
48	Bodie Schoonover	13/0	XXX	XXX	XXX	XXX	XXX	XXX	XXX	XXX	XXX	XXX	XXX	XXX	XXX
49	Nason Coleman	0/0
49	Lucky Finau	0/0
50	Isaiah Jatta	3/2	XXX	START	START
50	Dallin Havea	0/0
51	Sonny Makasini	10/6	START	START	START	...	XXX	XXX	START	XXX	XXX	START	START
52	David Clifford	0/0
53	Orion Maile-Kaufusi	4/0	XXX	XXX	XXX	XXX
54	Siale Esera	5/0	XXX	XXX	XXX	XXX	XXX
54	Jackson Nelson	0/0
55	Austin Leausa	11/7	XXX	XXX	START	...	XXX	START	START	START	XXX	START	START	...	START
55	John Taumoepeau	12/0	XXX	...	XXX	XXX	XXX	XXX	XXX	XXX	XXX	XXX	XXX	XXX	XXX
56	Nuu Sellesin	0/0
56	Jake Eichorn	9/0	XXX	XXX	...	XXX	XXX	...	XXX	XXX	XXX	XXX	XXX
58	Aisea Moa	12/1	XXX	XXX	XXX	XXX	XXX	XXX	XXX	XXX	XXX	XXX	XXX	START	...
59	Logan Lutui	13/4	START	XXX	XXX	XXX	START	XXX	XXX	START	XXX	XXX	START	XXX	XXX
61	Weylin Lapuaho	13/13	START	START	START	START	START	START	START	START	START	START	START	START	START
63	Bruce Mitchell	13/6	XXX	XXX	XXX	START	XXX	START	START	START	START	XXX	XXX	START	XXX
64	Brayden Keim	9/9	START	START	START	START	START	START	START	START	START
66	Sione Hingano	0/0
67	Trevor Pay	0/0
70	Connor Pay	9/9	START	START	START	START	START	START	START	START	START
71	Ikinasio Tupou	0/0
73	Weston Jones	0/0
74	Trevin Ostler	0/0
75	Sam Dawe	0/0
76	Caleb Etienne	13/13	START	START	START	START	START	START	START	START	START	START	START	START	START
77	Jake Griffin	0/0
79	Kaden Chidester	12/0	XXX	XXX	XXX	XXX	XXX	XXX	XXX	XXX	XXX	XXX	...	XXX	XXX
80	Ryner Swanson	13/0	XXX	XXX	XXX	XXX	XXX	XXX	XXX	XXX	XXX	XXX	XXX	XXX	XXX
82	Noah Moeaki	0/0
83	Weston Covey	0/0
84	Prince Zombo	0/0
85	Anthony Olsen	1/0	XXX
86	Jackson Bowers	2/0	...	XXX	XXX
87	Ethan Erickson	7/1	XXX	XXX	XXX	XXX	START	...	XXX	XXX
88	Mata'ava Ta'ase	13/9	XXX	START	START	XXX	XXX	START	START	START	START	XXX	START	START	START
89	Dominique McKenzie	2/0	XXX	XXX
90	David Latu	2/0	XXX	XXX
91	Dallin Johnson	0/0
92	Tyler Batty	13/13	START	START	START	START	START	START	START	START	START	START	START	START	START
93	Blake Mangelson	13/12	START	START	START	START	START	START	START	START	START	START	START	XXX	START
94	John Nelson	13/12	START	START	START	START	START	START	START	START	START	START	START	START	XXX
95	Luke Toomalatai	8/0	XXX	XXX	XXX	XXX	XXX	XXX	XXX	XXX	...
96	Iosefa Letuli	0/0
97	Matthias Dunn	2/0	XXX	XXX
97	Kinilau Fonohema	0/0
98	Sani Tuala	1/0	XXX
##	Player	GP-GS	SIU	SMU	UW	KState	Baylor	UA	OSU	UCF	Utah	KU	ASU	UH	CU
99	Joshua Singh	13/0	XXX	XXX	XXX	XXX	XXX	XXX	XXX	XXX	XXX	XXX	XXX	XXX	XXX



1984 NATIONAL CHAMPIONS



After finishing the 1984 season with a perfect 13-0 record, the Cougars were named No. 1 by the Associated Press, the United Press International, Sports Illustrated, CNN-USA Today and the Football Writers of America. BYU head coach LaVell Edwards was selected as the NCAA National Coach of the Year and was invited to visit President Ronald Reagan at the White House.

The perfect season featured several game-saving plays as the Cougars moved their way up the rankings. Quarterback Robbie Bosco connected with wide receiver Adam Haysbert for a 50-yard touchdown pass with 1:37 left to play to take the lead in the season-opening win at No. 3 ranked Pittsburgh.

Safety Kyle Morrell's timed leap over the center to stop a quarterback sneak short of the goal line gave BYU the momentum they needed to foil Hawai'i's upset attempt. Tight end David Mills was poked in the eye, but came through with a leaping grab in the end zone to help BYU overcome Wyoming 41-38 in the homecoming game.

The Cougars ascended to the No. 1 spot on Nov. 17 following a 24-14 victory at Utah combined with a Nebraska loss to Oklahoma and a Navy upset over unbeaten and then No. 2 South Carolina. The Cougars maintained their No. 1 ranking heading into the bowl game defeating Utah State 38-13 in the final contest of the regular season.



With a TV blimp in the sky over Jack Murphy Stadium, Bosco left the Holiday Bowl in the first quarter with an ankle injury, but returned late in the second taped up and played in the shotgun to finish the game. BYU trailed 17-10 after Michigan hit a field goal to begin the fourth quarter. The Cougars then took over the game, Bosco completed seven pass attempts to five different receivers and hit wide receiver Glen Kozlowski between two Michigan defenders for the game-tying touchdown.

Michigan threatened to score again, but linebacker Kurt Gouveia sacked the Wolverine quarterback for a 16-yard loss to force a punt. BYU moved the ball 70 yards to the Michigan 13-yard line when Bosco scrambled up the middle, keeping his eyes down field, and found running back Kelly Smith for the game-winning touchdown.

PERFECT 13-0

Sept. 1	at No. 3 Pittsburgh	W 20-14
Sept. 8	Baylor	W 47-13
Sept. 15	Tulsa	W 38-15
Sept. 22	at Hawaii	W 18-13
Oct. 6	at Colorado State	W 52-9
Oct. 13	Wyoming	W 41-38
Oct. 20	at Air Force	W 30-25
Oct. 25	at New Mexico	W 48-0
Nov. 3	UTEP	W 42-9
Nov. 10	San Diego State	W 34-3
Nov. 17	at Utah	W 24-14
Nov. 24	Utah State	W 38-13
Dec. 21	vs. Michigan	W 24-17

Controversy was abundant as many of the so-called experts such as NBC announcer Bryant Gumbell accused BYU of playing a "Bo-Diddley Tech" schedule. However, at the end of the season BYU was the only undefeated team in the nation.



1984 FINAL POLLS

ASSOCIATED PRESS

1. BYU (38)	1,160
2. Washington (16)	1,140
3. Florida (6)	1,092
4. Nebraska	1,017
5. Boston College	932
6. Oklahoma	883
7. Oklahoma St.	864
8. SMU	761
9. UCLA	613
10. USC	596

USA TODAY/CNN

1. BYU (38)	789
2. Washington (3)	751
3. Florida (3)	746
4. Nebraska	689
5. Oklahoma	660
6. Boston College	648
7. Oklahoma St.	625
8. SMU	543
9. Maryland	512
10. USC	486



REMEMBERING COLLEGE FOOTBALL HALL OF FAME HEAD COACH **LAVELL EDWARDS** 257 CAREER VICTORIES • 19 CONFERENCE TITLES • 1 NATIONAL CHAMPIONSHIP

Legendary BYU head football coach LaVell Edwards passed away Dec. 29, 2016 at the age of 86 surrounded by his wife Patti and their family.

Edwards, a coaching icon in college football, led the Cougars for 29 seasons from 1972 to 2000. He amassed 257 victories, which ranks seventh in NCAA Division I history. In addition, Edwards led BYU to the 1984 National Championship and was inducted into the College Football Hall of Fame in 2004.

"I love LaVell Edwards," said former BYU director of athletics Tom Holmoe. "He was a great coach, a wonderful person, a disciple of Christ, a loyal family man and a true friend. LaVell had a pure heart. His example will forever be with me and I will strive to live a life of love as he always did."

Known for his stoic sideline demeanor and quick-witted humor, Edwards was once labeled by USA Today as a "national coaching treasure." Beloved not only in coaching circles and all of Cougar Nation, but especially by the many hundreds of players under his tutelage, including current head coach Kalani Sitake who was a fullback and team captain for the Cougars.

In 1972, Edwards assumed command of a BYU program that had won just 173 games over 49 seasons, including just 14 winning seasons. The Cougars had never been to a bowl game and had just one conference championship prior to Edwards' promotion to head coach.

Undaunted by the formidable rebuilding task that lay ahead, Edwards transformed BYU into a national

power, pioneering an aggressive and innovative passing attack that led BYU to conference titles in 19 of 29 seasons and an overall record of 257-101-3.

In his first season as the head coach, he led the Cougars to a 7-4 overall record, including a 16-7 win over in-state rival Utah. Just two seasons later, Edwards had the team rolling. The Cougars won the WAC Championship after a 48-20 victory over the Utes and accepted an invitation to the Fiesta Bowl—the team's first-ever bowl appearance, starting a run of 22 bowls in 29 years. The 1974 season turned out to be the first of 27 straight non-losing seasons.

After recording an 11-1 record in 1979, a 12-1 record in 1980 another 11-win season in 1981, eight more wins in 1982, and 11 additional wins in 1983, Edwards led BYU to a perfect 13-0 season in 1984. Following a 24-17 win over Michigan in the Holiday Bowl, the Cougars were crowned national champions. Not surprisingly, Edwards was named the National Coach of the Year for the second time in his career.

Under his direction, BYU recorded 10 straight conference titles from 1976 through 1985 and played in 17 consecutive bowl games from 1978 until 1994.

On New Year's Day in 1997, BYU set an NCAA record with 14 victories after winning the Cotton Bowl to cap the 1996 season in a thrilling 19-15 victory over No. 14 Kansas State. BYU finished ranked No. 5 nationally—its highest finish since 1984.



Edwards announced his retirement prior to the 2000 season. BYU would honor him by renaming Cougar Stadium, LaVell Edwards Stadium prior to the final home game of the year on Nov. 18. A banner bearing the new name was unveiled in a pregame ceremony conducted by President Gordon B. Hinckley, president of The Church of Jesus Christ of Latter-day Saints.

A week later BYU gave Edwards one more magic moment. Trailing Utah 27-26 in Salt Lake City with 23 seconds left, quarterback Brandon Doman scored a 7-yard touchdown run to send Edwards out a winner in his final game.

Edwards coached one Heisman Trophy winner, two Outland Trophy recipients, four Davey O'Brien awardees, seven Sammy Baugh Trophy Winners, 31 All-Americans and six College Football Hall of Famers. He was named NCAA District 8 Coach of the Year eight times, Bobby Dodd National Coach of the Year in 1979 and AFCA National Coach of the Year in 1984.

Following his coaching career, Edwards served a full-time LDS mission with his wife Patti to New York City from 2002-03. He also served on several committees and boards for various college football awards and governing bodies following his retirement.

The eighth of 14 children, Edwards graduated from Lincoln High School in Orem. He attended Utah State University, where he was an all-conference lineman before serving a two-year commitment in the Army. He and Patti were married for more than 65 years. The Edwards have three children, Ann [Cannon], John and Jim.



"In the South there's Bear Bryant, Daryl Royal and Frank Broyles, in the East there's Joe Paterno, in the Midwest there's Bo Schembechler, Woody Hayes and Tom Osborne and in the West there's John McKay and LaVell Edwards. He's a legend. And as good a football coach as he was, he's a better man and he did it the right way. He's known throughout the country as a legend."

— LEE CORSO, ESPN COLLEGE GAMEDAY ANALYST

THE QUARTERBACK FACTORY



Beginning with Virgil Carter in the 1960s and Gary Sheide in the early 1970s, BYU has produced an assembly line of outstanding quarterbacks in Provo that have earned unprecedented success in college and professional football. Twelve BYU quarterbacks have earned at least an honorable mention All-America citation or Academic All-America honors.

The BYU quarterback factory has owned the NCAA record books and have won the Sammy Baugh trophy seven times and the Davey O'Brien four times. BYU has also produced a Heisman Trophy winner in Ty Detmer and many other Heisman Trophy candidates. Quarterbacks Gifford Nielsen, Marc Wilson, Jim McMahon, Steve Young and Ty Detmer have all been inducted into the College Football Hall of Fame.

On seven different occasions, BYU quarterbacks have finished as the NCAA total offense leaders. Three of the top-15 career passing efficiency

leaders are from BYU. In the 29 years LaVell Edwards coached at BYU, the Cougars led the nation in passing eight times and finished in the top five 17 times.

When Edwards was named head coach at BYU in 1972, he realized he couldn't compete initially with the big schools for the big-time athletes. So he installed a passing attack that would change the future of college football.

In a time when throwing the football was a mere change of pace to running the ball, BYU began leading the nation in offensive statistics year after year with its revolutionary passing attack.

In 46 seasons prior to Edwards, BYU had won a total of 171 games with just 16 winning seasons. Since 1972, BYU is No. 9 in total wins with 454. The Cougars have won 23 conference titles, played in 41 bowl games and won the national championship in 1984.

Since 1976, 14 different Cougar quarterbacks have thrown for 3,000 yards. BYU has passed for at least 3,000 yards in 34 of the past 42 seasons, including 14 seasons with at least 4,000 yards and one season in 1990 with over 5,000 yards.

5,000 CLUB

5,188	Ty Detmer	1990
-------	-----------	------

4,000 CLUB

4,571	Jim McMahon	1980
4,560	Ty Detmer	1989
4,273	Robbie Bosco	1985
4,031	Ty Detmer	1991
4,027	Steve Sarkisian	1996

3,000 CLUB

3,957	Max Hall	2008
3,902	Steve Young	1983
3,885	John Beck	2006
3,875	Robbie Bosco	1984
3,848	Max Hall	2007
3,727	John Walsh	1993
3,720	Marc Wilson	1979
3,712	John Walsh	1994
3,709	John Beck	2005
3,692	Zac Wilson	2020
3,560	Max Hall	2009
3,555	Jim McMahon	1981
3,554	Kevin Feterik	1999
3,542	Brandon Doman	2001
3,437	Steve Sarkisian	1995
3,401	Gifford Nielsen	1976
3,377	Tanner Mangum	2015
3,171	Jaren Hall	2022
3,100	Steve Young	1982



STEVE YOUNG, MIKE HOLMGREN AND LAVELL EDWARDS

ALL-AMERICAN QUARTERBACKS



VIRGIL CARTER

Carter led the NCAA in touchdown passes and total offense in 1966. He set an NCAA record in 1966 with 599 yards of total offense at UTEP. He was an Academic All-American and finished 11th in the 1966 Heisman voting.



GARY SHEIDE

Sheide won the Sammy Baugh trophy in 1974 and was second in the NCAA in passing in both 1973 and 1974. He was the 1974 WAC Offensive Player of the Year and finished eighth in the 1974 Heisman ballot while earning All-American Honorable Mention from UPI.



GIFFORD NIELSEN

A first-team All-American in 1976, Nielsen led the NCAA in TD passes and passing yards and was second in total offense in 1976. He finished sixth in the 1976 Heisman voting and was inducted into the College Football Hall of Fame in 1994.



MARC WILSON

Wilson won the Sammy Baugh in 1979 along with being named a Consensus All-American and third in the Heisman Trophy vote. He led the nation in total offense and set 19 NCAA records in his career. He was a first-round draft pick of the Oakland Raiders (15th overall) and was inducted into the College Football Hall of Fame in 1996.



JIM MCMAHON

McMahon won the Davey O'Brien, Sammy Baugh and was named a Consensus All-American in 1981. He set 75 NCAA career records and led the NCAA in total offense and passing in 1980 and 1981. McMahon finished third (1981) and fifth (1980) in the Heisman voting. He was a first round draft pick (5th overall) of the Chicago Bears in 1982 and played 16 NFL seasons. He led the Bears to a Super Bowl title in 1986 and later won another ring with Green Bay in 1996. He was inducted into the College Football Hall of Fame in 1998.



STEVE YOUNG

Young won the Davey O'Brien and the Sammy Baugh in 1983 along with earning Consensus All-American status. He led the NCAA in total offense, passing and pass efficiency in 1983 and was the runner-up for the Heisman Trophy. He set 15 NCAA career records. Young played 14 years in the NFL and won the NFL MVP in both 1992 and 1994. He set the NFL single-season passer rating record with 112.8 in 1994 and won a Super Bowl with San Francisco the same year, earning MVP honors with six touchdown passes in the game. He was inducted into the College Football Hall of Fame in 2001.

ROBBIE BOSCO

Bosco led BYU to the 1984 National Championship and won the Sammy Baugh Trophy that season. He was a second-team All-American and runner-up for the Davey O'Brien while finishing third for the Heisman in both 1984 and 1985. He led the NCAA in total offense in 1984 and was drafted by Green Bay 1985. He later coached at BYU and currently serves in fundraising.



TY DETMER

Detmer won the Heisman Trophy in 1990 and was a two-time Davey O'Brien winner and Maxwell Award recipient. He set 63 NCAA records and was a two-time Consensus All-American. He is BYU's career leader with 15,031 passing yards and ranks No. 5 in NCAA history. He led the NCAA in passing yards in 1990 and total offense in 1991. He played 14 years in the NFL and was inducted into the College Football Hall of Fame in 2012. He returned to BYU as the offensive coordinator and quarterbacks coach in 2016-17.




STEVE SARKISIAN

In two seasons at BYU, Sarkisian won the Sammy Baugh Trophy, earned second-team All-America honors and led the nation in passing efficiency in 1996. He was named the 1996 WAC Offensive Player of the Year and led BYU to an NCAA-record 14 victories, including a win in the Cotton Bowl over Kansas State. He has been a head coach at Washington, USC and Texas.



JOHN BECK

Beck was named a second team All-American in 2006 and MWC Offensive Player of the Year. He was a finalist for the Johnny Unitas award and semi-finalist for the Davey O'Brien. His 11,021 career passing yards ranks No. 3 at BYU. He was drafted in the second round of the 2007 NFL Draft by the Miami Dolphins and played six years in the NFL.



MAX HALL

Hall won more games at BYU than any other starting quarterback, with 32 victories. He was a two-time honorable mention All-American and a three-time All-MWC player. He is second in BYU history in passing yards, touchdowns, completions and total offense in just three seasons after transferring from ASU. He played for the Arizona Cardinals in 2010, including winning his first start, after signing as a free agent.



ZACH WILSON

Wilson was drafted No. 2 overall in the 2021 NFL Draft by the New York Jets. A three year starter, he played in 30 games finishing with 7,652 yards passing. In 2020 he earned Pro Football Focus All-America Second Team, Phil Steele All-America honorable mention, Co-Polynesian College Player of the Year and finished No. 8 in the Heisman Trophy voting and was a finalist for the Manning Award.



1990 HEISMAN TROPHY WINNER

TY DETMER



On December 1, 1990, Ty Detmer and his teammates gathered poolside at the Princess Kaiulani Hotel just hours prior to kickoff with the University of Hawai'i.

Via satellite hookup with national television, Detmer and the BYU faithful patiently waited and listened as Downtown Athletic Club President C. Peter Lambos announced the winner of the 1990 Heisman Trophy as, "Ty Detmer, Ty Detmer of BYU," — soon Ty was dunked in the pool.

Detmer, a junior, became the first collegian from the Rocky Mountain region to win the Heisman Trophy. Named in honor of John Heisman, the coveted trophy has been awarded annually to the outstanding college football player of the year since 1935.

A 28-21 upset over No. 1-ranked Miami in Provo vaulted Detmer to the forefront in the Heisman race his junior season. Combined with a massive public relations "necktie" campaign for Ty, the 6-foot, 175-



pound, gunslinger from San Antonio, Texas, guided BYU to a Holiday Bowl berth that season and a 10-3 record with 41 touchdowns and 5,188 yards passing.

Detmer polled 1,482 points to beat out Notre Dame's Raghib "Rocket" Ismail at 1,177 and finished first in all six regions. Detmer finished third in the Heisman balloting in 1991.

"Winning the Heisman was a great honor," said Detmer. "There have been a lot of great players, like my teammates and previous BYU quarterbacks, that contributed to it. They opened the door. It shows the strength of the program at BYU."

Detmer's portrait hangs alongside other recipients on the third floor of the DAC of New York City. The trophy is on display in the lobby of Legacy Hall, located in the Student Athlete Building.

TOP 10 FINISHERS

BYU has had a player finish in the top 10 of the Heisman voting in 13 different seasons, including most recently Zach Wilson, the 2020 Co-Polynesian College Player of the Year, who finished No. 8 in the voting.

YEAR	PLAYER	PLACE
1962	Eldon Fortie	10th
1974	Gary Sheide	8th
1976	Gifford Nielsen	6th
1979	Marc Wilson	3rd
1980	Jim McMahon	5th
1981	Jim McMahon	3rd
1983	Steve Young	2nd
1984	Robbie Bosco	3rd
1985	Robbie Bosco	3rd
1989	Ty Detmer	9th
1990	Ty Detmer	1st
1991	Ty Detmer	3rd
2020	Zach Wilson	8th

TOP THREE FINISHERS

Including Ty Detmer winning the award in 1990 and finishing third in 1991, BYU quarterbacks have finished among the top three vote getters in the Heisman Trophy ballot a total of seven times. The others including, Marc Wilson, Jim McMahon, Steve Young and Robbie Bosco (twice).



1979
MARC WILSON
3RD PLACE



1981
JIM MCMAHON
3RD PLACE



1983
STEVE YOUNG
RUNNER UP



1984 & 1985
ROBBIE BOSCO
3RD PLACE

SAMMY BAUGH TROPHIES

The Sammy Baugh Trophy has been awarded annually to the nation's top passer by the Touchdown Club of Columbus since 1959. The award is named after College and Pro Football Hall of Famer Samuel "Slingin' Sammy" Baugh who was a two-time All-American at TCU and went on to play with the Washington Redskins from 1937-1952. He was a six-time All-Pro selection and NFL Player of the Year in 1947 and 1948. Baugh is credited for making the forward pass an integral part of offensive play in the NFL.

BYU has produced a record seven Sammy Baugh winners including Gary Sheide, Marc Wilson, Jim McMahon, Steve Young, Robbie Bosco, Ty Detmer and Steve Sarkisian. No other school has more than four winners, trailing BYU's seven awards.



**1974
GARY SHEIDE**
181 comp 300 ATT
2,174 yards, 23 TD



**1979
MARC WILSON**
250 comp 427 ATT
3,720 yards, 29 TD



**1981
JIM MCMAHON**
278 comp 423 ATT
3,555 yards, 30 TD



**1983
STEVE YOUNG**
306 comp 429 ATT
3,902 yards, 33 TD



**1984
ROBBIE BOSCO**
283 comp 458 ATT
3,875 yards, 33 TD



**1991
TY DETMER**
249 comp 403 ATT
4,031 yards, 35 TD



**1996
STEVE SARKISIAN**
278 comp 404 ATT
4,027 yards, 33 TD



DAVEY O'BRIEN AWARDS

In 1981, the Davey O'Brien Educational and Charitable Trust of Fort Worth, Texas, named Jim McMahon the first recipient of the annual Davey O'Brien National Quarterback Award — honoring the nation's best quarterback.

BYU quarterbacks have won the Davey O'Brien Award four times. In addition to winners McMahon (1981), Steve Young (1983) and Ty Detmer (1990 & '91), Robbie Bosco finished runner-up in 1984 and Steve Sarkisian finished third in 1996. Detmer is one of four players to win the award twice.



**1981
JIM MCMAHON**
278 comp 423 att
3,555 yards, 30 TD



**1983
STEVE YOUNG**
306 comp 429 att
3,902 yards, 33 TD



**1990
TY DETMER**
361 comp 562 att
5188 yards, 41 TD




**1991
TY DETMER**
249 comp 403 att
4,031 yards, 35 TD

THE OUTLAND TROPHY

The Outland Trophy has been awarded annually by the Football Writers Association of America since 1946 to the nation's most outstanding interior lineman. It is named after the late John Outland, an All-America lineman at Pennsylvania in the late 1800s.

The Outland Trophy is the third oldest player award in major-college football behind the Heisman Trophy and Maxwell Award. In 1988, Jim Ridlon was commissioned to design and sculpt the Outland Trophy. A member of the National College Football Awards Association, the award has become one of college football's most prestigious.




JASON BUCK - 1986

Jason Buck, a 6-6, 270-pound defensive lineman from St. Anthony, Idaho, started out as a quarterback and linebacker at Ricks College before coming to BYU in 1985 as a lineman.

Buck led the 1986 Cougars with 218.5 defensive points and registered 26 unassisted tackles, 33 assisted tackles, 13 tackles for losses, 17 quarterback hurries and 12.5 sacks. Buck rode a publicity campaign of "One Buck" dollar bills in leading BYU to an 8-5 record and a berth in the Freedom Bowl in 1986.

He was selected in the first round of the 1987 NFL Draft by the Cincinnati Bengals. He played seven seasons in the NFL with Cincinnati and Washington where he won a Super Bowl Championship at the end of the 1992 season.



MOHAMMED ELEWONIBI - 1989

Mohammed Elewonibi, a 6-5, 290-pound, offensive lineman from British Columbia, Canada, spent his childhood in his native Nigeria and didn't play football until after high school at Snow Junior College.

"Mount Mohammed" led BYU to a 10-3 record in 1989 and a berth in the Holiday Bowl. As a senior he graded out four times with perfect pass protection while protecting future Heisman Trophy winner Ty Detmer.

He was drafted in the third round of the NFL Draft by the Washington Redskins. He played four seasons in the NFL with Washington, where he won a Super Bowl in 1992 and also Philadelphia. Elewonibi later played 10 years in the CFL with Winnipeg and British Columbia.



THE MAXWELL AWARD

TY DETMER 1990

BYU quarterback Ty Detmer took home the Maxwell Award as college football's best player in 1990. Detmer won the Heisman and Davey O'Brien the same year. The Maxwell Award voting—by college coaches, the media and members of the Maxwell Football Club—had the same order of finish as the Heisman. Detmer had 1,993 points; followed by Raghbi "Rocket" Ismail of Notre Dame with 1,385; Eric Bieniemy of Colorado with 747 and Shawn Moore of Virginia with 431.



Each year the Maxwell Football Club presents the Maxwell Award for the College Player of the Year. Dating back to 1937, this award is presented in honor of Robert W. (Tiny) Maxwell, legendary college player, official and sports columnist. Voters for the Maxwell College Awards are NCAA Head College Football Coaches, members of the Maxwell Football Club & sportswriters and sportscasters from across the country.

15,031

PASSING YARDS

3-4000

THREE SEASONS OF OVER 4,000 PASSING YARDS

121

PASSING TOUCHDOWNS

63

NCAA RECORDS

41

TOUCHDOWNS IN 1990



THE DOAK WALKER AWARD

LUKE STALEY 2001

BYU running back Luke Staley was named the winner of the 2001 Doak Walker Award at the ESPN Home Depot College Football Awards Show. The Doak Walker Award is given annually to college football's top running back.

"This is a great honor," Staley said. "I can't express how grateful I am for my family, my teammates, my coaches and everyone who made this possible."

In addition to winning the Doak Walker Award, Staley was also named a first-team member of the prestigious Walter Camp Foundation All-America Team and received consensus All-American recognition.

In addition to the Walter Camp All-America team, Staley was named a first-team All-American by the American Football Coaches Association, Football Writers Association of America, the Associated Press, The Sporting News, Football News and Cnnsi.



"We're very proud of Luke and all his accomplishments," said BYU head coach Gary Crowton. "Luke is a great example of working hard and staying focused. This is a great tribute for a great athlete, a great teammate and a great young man. We couldn't be more proud of him."

Staley, from Tualatin, Oregon, led the nation in scoring (15.5 p/game), yards per carry (8.1 y/carry) and finished the 2001 season ranked third in the nation in rushing, averaging 143.8 yards per game. He helped pace the Cougars to a 12-2 record on the season, scoring a BYU single-season record 28 touchdowns. Staley also set a BYU single-season record 1,582 yards rushing on the season that was just broken by Tyler Allgeier in 2021 with 1,601.

STALEY RECORDS

BYU SINGLE-SEASON

143.8 YARDS PER GAME – 2001

28 TOUCHDOWNS – 2001

24 RUSHING TDS – 2001

6.1 YARDS PER CARRY
NO. 1 NATION – 2001

**1,582 rushing yards in 2001 broken by Tyler Allgeier (1,601) in 2021*

BYU CAREER

48 TOTAL TOUCHDOWNS

41 RUSHING TOUCHDOWNS



Founded in 1951 by the National Football Foundation, the College Football Hall of Fame immortalizes the greatest of the amateur gridiron. 5.1 million people have coached or played the game and less than 1,300 are inductees in the Hall. This makes the College Football Hall of Fame an extremely selective group of individuals. In other words, about two ten-thousandths of one percent (.0002) of the individuals who have played the game have been deemed worthy of this distinction.

BYU has produced seven Hall of Fame members, including six players and head coach LaVell Edwards.

Founded in 1947, The National Football Foundation & College Hall of Fame inducted its first class of inductees in 1951. The first class featured 32 players and 19 coaches, including Illinois' Red Grange, Notre Dame's Knute Rockne, Amos Alonzo Stagg and Carlisle's Jim Thorpe.

More than 300 schools are represented with at least one former athlete in the College Football Hall of Fame. The new College Football Hall of Fame, which opened on Aug. 23, 2014, is a 94,256-square-foot attraction located in the heart of Atlanta's sports, entertainment and tourism district.



GIFFORD NIELSEN

QUARTERBACK: 1975-77

INDUCTED: 1994

Nicknamed the "Mormon Rifle," Gifford Nielsen became BYU's first Hall of Fame inductee in 1994. His prolific passing career began when he came off the bench in the third game of his sophomore season to lead the Cougars to a 16-15 come-from-behind win over New Mexico by completing 10 of 12 passes. As a junior in 1976, Nielsen really made fans sit up and notice. He passed for 3,192 yards and 29 touchdowns, set 13 WAC records and made All-America. The next season promised even more. He threw five touchdown passes against New Mexico, six against Utah State and was twice named Player of the Week. For the first time, a BYU football team was nationally ranked. "It was like a little dream world," said Nielsen, a product of Provo High School. "The numbers were just mind-boggling. Everything you could ever dream of as a kid in Provo, Utah, was in the palm of my hand." On Oct. 8, 1977, his season and college career ended when he suffered a serious injury. Over three years Nielsen averaged an astounding 243 yards passing per game. Nielsen played six years with the Houston Oilers and was the last quarterback to lead the Oilers to the AFC finals. He and his wife Wendy have six children.



MARC WILSON

QUARTERBACK: 1976-79

INDUCTED: 1996

One of the most celebrated quarterbacks in Cougar history, Marc Wilson earned consensus All-America honors in 1979 and was inducted into the Hall of Fame on Dec. 10, 1996. In Wilson's first game as a starter, he was 15 of 25 for 332 yards with seven touchdowns in a 63-17 triumph over Colorado State and was consequently named Sports Illustrated Offensive Player of the Week. In Wilson's career at BYU, he set 15 NCAA records. The 6-5, 204-pound quarterback ranked fourth in the nation in passing efficiency with a 147.1 rating in 1979. That same year, Wilson finished third in the Heisman balloting, led his team to an undefeated regular season and was named the Holiday Bowl's Offensive MVP. A true student-athlete, Wilson was the recipient of the NCAA Top Five Award and its post-graduate scholarship. A first round draft pick of the Oakland Raiders, Wilson played eight seasons before finishing his career with the New England Patriots. He and his wife, Colleen have four children.



JIM MCMAHON

QUARTERBACK: 1978-81

INDUCTED: 1998

McMahon set 75 NCAA records at BYU, was named a 1981 first team All-American by Kodak (Coaches), College & Pro Weekly, Associated Press, UPI, FWAA and second team NEA. In 1980 he earned first-team All-America from the FWAA. McMahon balloted third place for the Heisman Trophy in 1981 and fifth in 1980. In 1981, he won the Davey O'Brien Trophy, the Sammy Baugh Award, the Utah Sportsman of the Year and the NCAA Co-Offensive Player of the Year with Marcus Allen (Pigskin Club of Washington, D.C.). He led the NCAA in pass efficiency (155.0) and total offense (345.8) in 1981 as well as pass efficiency (176.9) and total offense (385.6) in 1980. He set 29 Western Athletic Conference records and was three-time WAC Player of the Year and first-team all-league. He broke 23 BYU records, was MVP of two Holiday Bowls and has been inducted to the Holiday Bowl Hall of Fame. McMahon passed for 9,536 yards, threw 84 touchdowns and completed 653 of 1,056 passes at BYU. McMahon played for the Chicago Bears from 1982-88 (1986 Super Bowl Champs, 1985 Pro QB of the Year, and Pro Bowl); San Diego Chargers in 1989; Philadelphia Eagles from 1990-92; Minnesota

LAVELL EDWARDS

HEAD COACH: 1972-2000

INDUCTED: 2004

A coaching icon whose success and longevity are paralleled by few, Edwards posted a record of 257-101-3 (.716) over a span of 29 seasons at BYU. From 1972 until his retirement following the 2000 season, Edwards roamed the sidelines at BYU—a tenure that ranks fifth all-time among coaches at one school. In 20 of those 29 seasons, the Cougars claimed the league title. Guiding BYU to 22 bowl game appearances, including a streak of 17-straight bowl appearances, Edwards reached the pinnacle of coaching success in 1984 by winning the National Championship. His 257 wins rank him seventh in NCAA Division I-A history.



At the helm, Edwards coached one Heisman Trophy winner, two Outland Trophy recipients, four Davey O'Brien award winners and 32 All-Americans — not to mention countless players who went on to professional careers in the NFL. He was named NCAA District 8 Coach of the Year eight times, the Bobby Dodd National Coach of the Year in 1979 and AFCA National Coach of the Year in 1984. Named the State of Utah's Coach of the Century, Edwards is a member of the State of Utah Sports Hall of Fame. "When you think of the Hall of Fame, you think of longevity, excellence, leadership and quality," said former BYU quarterback Steve Young. "In my book, Hall of Fame and LaVell Edwards go hand in hand. He is definitely a worthy recipient of this honor."



STEVE YOUNG

QUARTERBACK: 1975-77

INDUCTED: 2001

One of the greatest collegiate quarterbacks of all time, Young set 13 NCAA records. As a junior, he averaged 318.8 yards per game of total offense, earning All-Western Athletic Conference recognition and Conference Player of the Year honors. In his senior season, he repeated as a first-team All-WAC selection, completed 306 of 429 pass attempts for an impressive .713 percentage and led BYU to its second-straight Holiday Bowl. His .713 completion percentage, 3,902 yards passing, 4,346 yards of total offense and 33 touchdowns all led the nation. He completed 592 of 907 attempts for a .653 average, threw for 7,733 yards and 56 touchdowns and had 8,817 yards of total offense in only 31 games. A unanimous All-American and academic All-WAC selection, Young was the runner-up for the Heisman Trophy and received a National Football Foundation and College Football Hall of Fame Scholar-Athlete Award in recognition for his excellence on the field, in the classroom and in the community. Young retired after 15 seasons in the NFL, where he earned two MVP awards, seven trips to the Pro Bowl and led the San Francisco 49ers to win the Super Bowl in 1995, earning MVP honors.

GORDON HUDSON

TIGHT END: 1980-83

INDUCTED: 2009

Hudson is the first non-quarterback to represent BYU as a player in the Hall. A consensus All-America First Team pick in 1982 and 1983, Hudson is still the NCAA FBS record holder for most passes caught per game by a tight end (5.4) in a career, most career yards per game by a tight end (75.3) and most yards in a single game by a tight end (259). Hudson helped BYU win four conference championships (WAC) and earn four Holiday Bowl invitations during his career from 1980-83. He totaled 2,484 receiving yards and 22 touchdowns during his All-American career.

TY DETMER

QUARTERBACK: 1988-91

INDUCTED: 2012

Heisman Trophy Winner, Detmer is BYU's seventh inductee into the Hall of Fame. Detmer also won the Maxwell Award, two Davey O'Brien Awards and set 63 NCAA records in his tenure. Twice named a consensus All-American, Detmer won national player of the year awards from organizations such as UPI, CBS, Scripps Howard and the U.S. Sports Academy. His 15,031 career passing yards and 121 touchdowns were NCAA bests at the time, and the gunslinger still holds three records. A three-time first team All-WAC performer, Detmer led College Football Hall of Fame coach LaVell Edwards' teams to three conference titles, four bowl games, three AP Top-25 finishes and a 28-21 win over top-ranked and defending national champion Miami on Sept. 8, 1990. The NCAA Today's Top VI Award recipient was a ninth round selection of the 1992 NFL Draft by the Green Bay Packers and played 14 seasons in the NFL. A 2000 inductee of the BYU Athletics Hall of Fame, Detmer returned to BYU as the offensive coordinator and quarterbacks coach in 2016-2017.

TIGHT END TRADITION

BYU's tight ends have earned unprecedented success as a featured position in the offense for decades. In 2023, BYU returns Isaac Rex, a former freshman All-American that grabbed 12 touchdowns in 2020 and has 21 total in his career. Rex comes after the successful career of Matt Bushman who joined former BYU consensus All-Americans Gordon Hudson and Dennis Pitta as the only Cougar tight ends with three consecutive seasons with more than 500 receiving yards. In 2019 he had 47 receptions for 688 yards. He started his BYU career by leading all freshman tight ends in college football in 2017 with 49 receptions, 520 yards and three touchdowns to earn Freshman All-America status.

Over the years, Cougar football has emerged as the home of some of the best pass-catching tight ends in NCAA history. Starting with "Miracle Bowl" hero Clay Brown in 1980, nine BYU tight ends have earned All-America recognition. Since 1976, 12 Cougar tight ends have received 20 first-team All-Conference citations.

Hudson, a two-time consensus All-American, was inducted into the College Football Hall of Fame. Five former Cougars helped lead their teams to the Super Bowl—Doug Jolley with the Oakland Raiders in 2003, Chad Lewis with the Philadelphia Eagles in 2005, Itula Mili with the Seattle Seahawks in 2006, Gabriel Reid with the Chicago Bears in 2007 and Pitta with the Baltimore Ravens in 2013.

Two former BYU Cougars, Todd Christensen and Chad Lewis, have been named to several Pro Bowl teams during their successful professional careers as tight ends. A BYU tight end was named first-team all-conference (Jonny Harline in 2005 and 2006 and Dennis Pitta in 2007, 2008 and 2009) in five-straight years. In 2009, BYU became the first team in MWC history to sweep the tight end honors as Andrew George earned All-MWC Second Team accolades while Pitta was a consensus All-American.

ALL-AMERICAN TE	
Clay Brown	1980
Gordon Hudson*	1982
Gordon Hudson*	1983
David Mills	1984
Trevor Molini	1985
Chris Smith	1989
Chris Smith	1990
Byron Rex	1992
Chad Lewis ^	1996
Itula Mili	1996
Jonny Harline	2006
Dennis Pitta	2008
Dennis Pitta*	2009
Matt Bushman#	2017
Isaac Rex#	2020
*Consensus #freshman	
^Academic	



CLAY BROWN



GORDON HUDSON



DAVID MILLS



TREVOR MOLINI



CHRIS SMITH



BYRON REX



CHAD LEWIS



ITULA MILI



JONNY HARLINE



DENNIS PITTA



MATT BUSHMAN



ISAAC REX

FIRST TEAM ALL-CONFERENCE TE	
Brian Billick	1976
Clay Brown	1979
Clay Brown	1980
Gordon Hudson	1982
Gordon Hudson	1983
David Mills	1984
Trevor Molini	1985
Chris Smith	1989
Chris Smith	1990
Byron Rex	1991
Byron Rex	1992
Chad Lewis	1995
Chad Lewis	1996
Itula Mili	1996
Doug Jolley	2001
Jonny Harline	2005
Jonny Harline	2006
Dennis Pitta	2007
Dennis Pitta	2008
Dennis Pitta	2009
Matt Bushman+	2018
Matt Bushman+	2019
Isaac Rex+	2020
Isaac Rex+	2021
Isaac Rex+	2022
Phil Steele	
All-Independent+	



POLYNESIAN TRADITION

The Polynesian Islands have become a hotbed for college football recruiting in recent years, but BYU has been one of the pioneers in bringing players from Tonga, Samoa, the Hawaiian Islands and all of Polynesia to the forefront of college football since the early 1950s.

Harry Bray of Hilo, Hawai'i, transferred from Weber College to play for the Cougars in 1951, becoming the first Polynesian to play for the Cougars. Other Pacific Islanders who followed included: Famika Anae (1954-55), John Kapele (1957-59), John Kawaa (1962-1963), John Lupoi (1967-1969) and Henry Nawahine (1964-1965).

Some of BYU's most celebrated and decorated players have come from the Pacific islands, including All-Americans, national record holders and players who have gone on to compete in the NFL. BYU's former and current football staff also boast a Polynesian tradition.

Kalani Sitake was named BYU's 14th head coach on Dec. 19, 2015, becoming the first Tongan head football coach in NCAA history. Sitake was raised in Laie, Hawaii, and later moved to the mainland. His staff includes Polynesians Fesi Sitake, Sione Po'uha, Justin Ena, Harvey Unga, Vince Feula, Al Pupunu and Jack Damuni.



Current BYU head coach Kalani Sitake (center) with teammates Tevita Ofahengaue (left) and Setema Gali, Jr. (right) on senior night back in 2000 at LaVell Edwards Stadium.

Since 1951, hundreds of Polynesian players have suited up for BYU and dozens have gone on to successful careers in the NFL. Polynesian players have come from all over the Pacific including Hawaii, Tonga, Samoa and Fiji. Some of the most notable players include Vai Sikahema, the NCAA's career leader in punt returns, All-American and NFL veteran tight end Itula Mili and BYU's No. 2 career rusher, Harvey Unga.

Of the hundreds of Polynesian players, several rank among the top statistical leaders in BYU history. Two of the top-10 career rushers are Polynesian. Two of the top-10 leaders in career receiving yards are also Polynesian. Since 1982, 11 of BYU's season rushing leaders have been Pacific Islanders.

ZACH KAPONO WILSON 2020 POLYNESIAN COLLEGE FOOTBALL PLAYER OF THE YEAR

BYU quarterback Zach Kapono Wilson, of Hawaiian ancestry, and University of Southern California safety Talanoa Hufanga, of Tongan ancestry, were named co-recipients of the 2020 Polynesian College Football Player of the Year Award. The award is presented annually to the most outstanding Polynesian college football player that epitomizes great ability and integrity.

Wilson led BYU to a 11-1 record in 2020 while earning All-America honors and finishing No. 8 in the Heisman Trophy voting. The All-Independent First Team honoree threw for 3,692 yards, 33 touchdowns and only three interceptions on the season. He broke a BYU record, previously held by Steve Young, for completion percentage, completing 73.5 percent of his passes in 2020. He also rushed for 255 yards and 10 touchdowns.

Wilson posted 11 different top-10 rankings in 2020. He was ranked No. 2 nationally in points responsible for (264), passing efficiency (196.4) and completion percentage (73.5); No. 3 in passing yards (3,692), passing touchdowns (33), yards per pass attempt (10.99) and points responsible for per game (22.0); No. 4 in rushing touchdowns by a quarterback; No. 5 in passing yards per completion (14.95); No. 8 in total offense (328.8); and No. 10 in passing yards per game (307.7)



ALL-AMERICANS

BYU'S ALL-AMERICANS

Players listed on the next three pages make up BYU's 85 All-Americans by being named to the first team, second team or third team by major news outlets or award organizations. Honorees who were named to freshman or sophomore teams are also pictured and listed below.



Jessie Wilson | HB | 1934



Vaughn Lloyd | OL | 1939



Lonnie Dennis | OL | 1959



Eldon Fortie | QB | 1961, 1962



Phil Odle | WR | 1967



Gordon Gravelle | OL | 1971



Pete Van Valkenburg | RB | 1972



Jay Miller | WR | 1973



Wayne Baker | DL | 1974



Orrin Olsen | OL | 1975



Brad Oates | OL | 1975



Gifford Nielsen | Q | 1976



Marc Wilson | QB | 1978, 1979



Jason Coloma | DB | 1978



Rod Wood | RB | 1978



Tom Bell | OG | 1979



Jim McMahon | QB | 1980, 1981



Nick Eyre | OT | 1980



Clay Brown | TE | 1980



Bart Oates | OL | 1982



Gordon Hudson | TE | 1982, 1983



Steve Young | QB | 1983



David Mills | TE | 1984



Kyle Morrell | DB | 1984



Leon White | LB | 1984



Robbie Bosco | QB | 1984, 1985



Trevor Matich | OL | 1984





Leon White | LB | 1984



Robbie Bosco | QB | 1984, 1985




Trevor Matich | OL | 1984



Mark Bellini | WR | 1985



Trevor Molini | TE | 1985



Jason Buck | DL | 1985, 1986



Shawn Knight | DT | 1986



Pat Thompson | P | 1988



Chris Smith | TE | 1989, 1990



Bob Davis | LB | 1989



Mo Elewonibi | OG | 1989



Ty Detmer | QB | 1990, 1991



Randy Brock | DT | 1991, 92, 93



Eric Drage | WR | 1992, 1993




Derwin Gray | DB | 1992



Shad Hansen | LB | 1992




Evan Pilgrim | OG | 1992, 1994



Byron Rex | TE | 1992



John Walsh | QB | 1993



Todd Herget | LB | 1993



Alan Boardman | P | 1993



Mike Empey | OL | 1993



Jamal Willis | RB | 1993



John Raass | DT | 1995



Stan Raass | LB | 1995




Itula Mili | TE | 1996



Steve Sarkisian | QB | 1996



John Tait | OL | 1996



Jaron Dabney | RB | 1997



Dustin Johnson | FB | 1997



Rob Morris | LB | 1998, 1999



Luke Staley | RB | 1999, 2001



Ryan Denney | DE | 2001



Daniel Coats | TE | 2003



Austin Collie | WR | 2004, 2008



Matt Payne | K | 2004



ALL-AMERICANS ROBBIE BOSCO & TREVOR MATICH



Dallas Reynolds | OL | 2005, 2008



Johnny Hartline | TE | 2006



John Beck | QB | 2006



Jake Kuresa | OL | 2006



Jan Jorgensen | DL | 2006



Harvey Unga | RB | 2007



Rey Feinga | OL | 2007



Dennis Pitta | TE | 2008, 2009



Matt Reynolds | OL | 2008, 2009



Braden Hansen | OL | 2009



Riley Stephenson | P | 2012



Kyle Van Noy | LB | 2012, 2013



Tejan Koroma | OL | 2014, 2017



Thomas Shoaf | OL | 2016



Matt Bushman | TE | 2017




James Empey | OL | 2018



Zach Wilson | QB | 2020



Brady Christensen | OL | 2020



Dax Milne | WR | 2020



Jake Oldroyd | K | 2020



Isaac Rex | TE | 2020



Tyler Allgeier | RB | 2021




Clark Barrington | OL | 2021



Campbell Barrington | OL | 2021



Kingsley Suamatalia | OL | 2022



Ryan Rehkov | P | 2023



Keelan Marion | KR | 2024



ALL-AMERICANS ROBBIE BOSCO & TREVOR MATICH

CONSENSUS ALL-AMERICANS

The National Collegiate Athletic Association (NCAA) recognizes All-America teams selected by the AP, AFCA, FWAA, Sporting News, and the WCFF to determine consensus All-Americans. If more than half of the organizations select a player to their first team, he receives the “consensus” honor. Depending upon the distribution of first team honors at any given position, it is possible to be consensus with fewer than three first-team selections. If no player qualifies under that criterion, a player named to two first teams can be chosen. If a player is named an All-American by all five organizations, he receives “unanimous All-American” recognition.




MARC WILSON
QB | 1979



NICK EYRE
OL | 1980



JIM MCMAHON
QB | 1981



GORDON HUDSON
QB | 1982 & 1983



STEVE YOUNG
QB | 1983



JASON BUCK
OL | 1986



MO ELEWONIBI
OL | 1989



CHRIS SMITH
TE 1990



TY DETMER
QB | 1990 & 1991



LUKE STANLEY
RB | 2001



DENNIS PITTA
TE | 2009



BRADY CHRISTENSEN
OL | 2020



ALL-AMERICAN AWARDS

YEAR	NAME	LEVEL/ORGANIZATION
1934	Wilson, Jessie	All-America
1939	Vaughn, Lloyd	Third AP
1959	Dennis, Lonnie	Third Williamson
1961, 62	Fortie, Eldon	First NEA (61), Second UPI, AP, Williamson, Football News, Third AFCA (62)
1967	Odle, Phil	First Dell Sports
1971	Gravelle, Gordon	Second AP, UPI, Universal Sports
1972	Van Valkenburg, Pete	Second Universal Sports, Third AP
1973	Miller, Jay	First Universal Sports
1974	Baker, Wayne	Second NEA
1975	Olsen, Orrin	All-America Bowl
1975	Oates, Brad	Second AP
1976	Nielsen, Gifford	First Football Writers of America, Second UPI, AP
1978, 79	Wilson, Marc	Churchmen's (78); Consensus (79) First AFCA, First FWAA, First UPI, First AP, First Walter Camp, Churchmen's (79), Second NEA
1978	Coloma, Jason	Third AP
1978	Wood, Rod	Churchmen's
1979	Bell, Tom	Churchmen's
1980, 81	McMahon, Jim	First Kodak, College and Pro Football Weekly, Second AP, UPI (80), Consensus (81) First AFCA, First FWAA, First UPI, First AP, First Football News, First GNS
1980	Eyre, Nick	Consensus , First AFCA, AFWAA, Second UPI, Third AP
1980	Brown, Clay	Second UPI, Third AP
1982	Oates, Bart	Second
1982, 83	Hudson, Gordon	Consensus (82) First AFCA, First FWAA, First UPI, First AP, First Sporting News, First Walter Camp; (83) First AFCA, First FWAA, First UPI, First AP, First Walter Camp, First NEA, First GNS
1983	Young, Steve	Consensus First AFCA, First FWAA, First UPI, First AP, First Walter Camp, First NEA, First GNS, First Sporting News
1984	Mills, David	First Athlon
1984	Morrell, Kyle	First AP, Second Sporting News
1984	White, Leon	Second Sporting News
1984, 85	Bosco, Robbie	Second UPI, Third FB News, Sporting News, AP (84); Second Football News (85)
1984	Match, Trevor	Third AP
1985	Molini, Trevor	Third Football News
1985	Bellini, Mark	Second UPI, Third AP
1985, 86	Buck, Jason	Third AP (85); Consensus (86) First AFCA, First FWAA, First Sporting News, First NEA, First Scripps-Howard, Second Football News
1986	Knight, Shawn	Third AP
1988	Thompson, Pat	First Kodak, FWAA, Scripps-Howard, Second AP, UPI
1989, 90	Smith, Chris	First Sporting News (89), Third AP (89), Consensus (90) AP, UPI, Walter Camp, Kodak, Football News, Scripps Howard, Sporting News
1989	Davis, Bob	Third Football News, AP
1989	Elewonibi, Mo	Consensus First UPI, First FWAA, First NEA, First GNS
1990, 91	Detmer, Ty	Consensus (90) First FWAA, First UPI, First AP, First Walter Camp, First Sporting News, First Scripps-Howard, First NEA, First GNS, First Football News
		Consensus (91) First FWAA, First UPI, First AP, First AFCA, First NEA
1991, 92, 93	Brock, Randy	First Freshman FB News (91), First Soph. FB News (92), Almost FB News (93)
1992, 93	Drage, Eric	Almost Football News (92,93)
1992	Gray, Derwin	Almost Football News (92)
1992	Hansen, Shad	Third Football News
1992, 94	Pilgrim, Evan	Second Sophomore Football News (92), Second AP (94)
1992	Rex, Byron	Second UPI, First Almost Football News
1993	Walsh, John	First Sophomore Football News, Almost Football News
1993	Herget, Todd	Almost Football News
1993	Boardman, Alan	Freshman Football News, Almost Football News
1993	Empey, Mike	Almost Football News
1993	Willis, Jamal	Almost Football News
1995	Raass, John	First Successful Farming Magazine
1995	Raass, Stan	First Successful Farming Magazine
1996	Mili, Itula	First AFCA
1996	Sarkisian, Steve	Second Football News
1996	Tait, John	Freshman Sporting News (96); First Football News (
1997	Dabney, Jaron	Second Freshman The Sporting News
1997	Johnson, Dustin	Successful Farming Magazine
1998, 99	Morris, Rob	First FB News (98), Second Sporting News, AFCA, Second AP, Third FB News (99)
1999, 01	Staley, Luke	Third Freshman Sporting News (99); Consensus (01) First AFCA., First AP, First CNN/Sports Illustrated, First Football News, First FWAA, First Walter Camp, First Sporting News, First Pro Football Weekly
2001	Denney, Ryan	Fourth Sporting News
2003	Coats, Daniel	Freshman - The Sporting News
2004, 08	Collie, Austin	Second Freshman Sporting News (04); Second SI.com, Second AP, Second Sporting News, Second CBSSports.com
		Second Rivals, Third College Football News (08)
2004	Payne, Matt	First NCAA, AFCA, Sporting News, Second AP



2005	Reynolds, Dallas	Second Rivals.com Freshman, Third Sporting News Freshman
2006	Harline, Jonny	First Sporting News, First CBSSports, First College Football News, First SI.com, First ESPN, Third AP
2006	Beck, John	Pro Football Weekly, College Football News, Second Sporting News
2006	Kuresa, Jake	Second College Football News
2006	Jorgensen, Jan	Third Freshman Sporting News
2007, 08	Unga, Harvey	First Freshman FWAA, Second Freshman Rivals.com, Scout.com Freshman, Second Freshman Sporting News (07); Second College Football News Sophomore (08)
2007	Feinga, Rey	Second SI.com
2008, 09	Pitta, Dennis	Third Rivals.com (08), Consensus (09) First Walter Camp, First AFCA, First Pro Football Weekly, First Sports Illustrated, Second AP, Second CBSSports.com, Second Rivals.com, Second Sporting News, Third Phil Steele
2008, 09	Reynolds, Matt	FWAA Freshman, Rivals.com Freshman, College Football News Freshman, Sporting News Freshman (08); First College Football News Sophomore (09)
2009	Hansen, Braden	First FWAA Freshman, First Phil Steele Freshman; Third College Football News Freshman
2012	Stephenson, Riley	AP Second, SI.com Second, CBSSports.com Second, Phil Steele Third, College Sports Madness
2012, 13	Van Noy, Kyle	Second CBSSports.com, Third AP, Third College Sports Madness, Phil Steele Third (12); Second Walter Camp, Second Senior CLASS, Third CBSSports.com, Third Athlon Sports, Third Lindy's, Phil Steele Third (13)
2014, 17	Koroma, Tejan	FWAA Freshman, Phil Steele Freshman, 247Sports True-Freshman, ESPN True-Freshman, Sporting News True Freshman (14); Pro Football Focus Second (17)
2016	Shoaf, Thomas	FWAA Freshman
2017	Bushman, Matt	FWAA Freshman, USA Today Sports Freshman, 247 Sports Freshman, Chat Sports Freshman
2018	Empey, James	FWAA Freshman
2019	Wilgar, Payton	PFF All-Freshman
2020	Christensen, Brady	Consensus First AP, First Walter Camp, First USA Today, First ESPN, First CBS Sports, First Pro Football Focus, First Bleacher Report, Second Sporting News, Second The Athletic
2020	Oldroyd, Jake	Second Walter Camp, Second The Athletic, Third AP, Third Phil Steele Third
2020	Wilson, Zach	Second Pro Football Focus
2020	Milne, Dax	Second Pro Football Focus, Third Phil Steele
2020	Rex, Isaac	Second Freshman The Athletic
2021	Algeier, Tyler	Sporting News Second Team, Phil Steele Fourth Team
2021	Barrington, Clark	Action Network Second Team, Pro Football Focus Third Team, Pro Football Network Third Team
2021	Barrington, Campbell	Maxwell Football Club Freshman, Football Writers Association of America Freshman, The Athletic Freshman Second Team
2021	Robinson, Jakob	Freshman All-America The Athletic
2022	Suamataia, Kingsley	Second Team Freshman The Athletic
2022	Freeland, Blake	Pro Football Focus Third Team, Associated Press Third Team
2023	Rehkow, Ryan	ESPN Second Team
2024	Marion, Keelan	Walter Camp, FWAA, CBS Sports, Phil Steele All-America First Team, Sporting News, CFN All-America Second Team, Pro Football Focus All-America Team

HONORABLE MENTION ALL-AMERICAN

George Bertotti, 1933
Dave Barrus, 1959
Lonnie Dennis, 1959
Nyle McFarland, 1959
Dan Hansen, 1972
Paul Howard, 1972
Jay Miller, 1973
Jeff Blanc, 1975
Brad Oates, 1975
Brian Billick, 1976
Jeff Blanc, 1976
Dave Hubbard, 1976
Mekeli Ieremia, 1976, 77
Blake Murdock, 1976
Bill Rice, 1976
Dana Wilgar, 1976
Ron Wood, 1976
Mark Berntsen, 1977
Todd Christensen, 1977

Mike Chronister, 1977,78
Jason Coloma, 1977
Lance Reynolds, 1977
Keith Uperesa, 1977
Marc Wilson, 1977
Tom Bell, 1978, 79
Jim McMahon, 1978
Mat Mendenhall, 1978
Larry Miller, 1978
Ross Varner, 1978
Clay Brown, 1979
Homer Jones, 1979
Lloyd Jones, 1979
John Neal, 1979
Scott Neilson, 1979
Glen Redd, 1979, 80
Bill Schoepflin, 1979, 80
Glen Titensor, 1979
Brad Anae, 1980
Mark Brady, 1980
Calvin Close, 1980
Lloyd Jones, 1980
Glen Titensor, 1980

Steve Young, 1982
Rex Burningham, 1983
Brandon Flint, 1983
Todd Shell, 1983
Casey Tiumalu, 1983
Jon Young, 1983
Marv Allen, 1984
Craig Garrick, 1984
Jim Herrman, 1984
Lee Johnson, 1984
Glen Kozlowski, 1984
Trevor Matich, 1984
David Mills, 1984
Kyle Morrell, 1984
Leon White, 1984
Robbie Bosco, 1985
Kurt Gouveia, 1985
Lakei Heimuli, 1985
Trevor Molini, 1985
Ken Smith, 1985
Jeff Sprowls, 1985
Leon White, 1985
Dave Wright, 1985

Mark Bellini, 1986
Lakei Heimuli, 1986
Shawn Knight, 1986
Trevor Molini, 1986
Rodney Thomas, 1986
John Borgia, 1987
Leonard Chitty, 1987
David Futrell, 1987
Troy Long, 1987
Thor Salanoa, 1987
Matt Bellini, 1988
Tim Clark, 1988
Chuck Cutler, 1988
Bob Davis, 1988
Tim Knight, 1988
Troy Long, 1988
Rodney Rice, 1988
Chad Robinson, 1988
Brian White, 1988
Matt Bellini, 1989
Bob Davis, 1989
Ty Detmer, 1989
Chad Robinson, 1989

Eric Drage, 1992
Derwin Gray, 1992
Ryan Hancock, 1992
Chad Lewis, 1995
Matt Meservey, 1995
John Raass, 1995
Steve Sarkisian, 1995
Dustin, Johnson, 1996
Omarr Morgan, 1997
John Tait, 1997
Daren Yancey, 1998
Matt Payne, 2002
Todd Watkins, 2004
John Beck, 2006
Jake Kuresa, 2006
Jan Jorgensen, 2007
Dennis Pitta, 2007, 08, 09
Rey Feinga, 2008
Max Hall, 2008
Dallas Reynolds, 2008
Terence Brown, 2009
Max Hall, 2009
Brian Logan, 2009

Braden Hansen, 2010
Jake Heaps, 2010
Taysom Hill, 2013
Uani Unga, 2013
Kyle Van Noy, 2013
Jamaal Williams, 2013
Kody Epps, 2022
Micah Harper, 2022
Ryan Rehkow, 2023
Eddie Heckard, 2023
Caleb Etienne, 2024
Isaiah Glasker, 2024

CSC ACADEMIC

With 30 different Academic All-Americans, BYU's reputation as a nationally renowned academic institution continues to grow. Since 1965, BYU's 30 Academic All-Americans have earned 36 Academic All-American citations.



Virgil Carter, QB 1965, 66



Casey Boyette, WR 1966



Paul Ehrmann, OG 1966



Dan Taylor, TB
1972 & 73



Steve Stratton, FB
1973



Steve Miller, OG 1976



Scott Phillips, TB 1980



Dan Plater, WR 1981



Steve Young, QB 1983



Marv Allen, LB
1984



Ty Mattingly, DE 1986



Chuck Cutler, WR 1987, 88



Tim Clark, LB, 1988



Fred Whittingham, RB, 1989



Eric Drage, WR 1992, 93



Andy Boyce, WR
1990



Brad Clark, DB
1992



Bruce Jenne, DS
1992



Cory Cook, DB
1994



Alan Boardman, P 1994, 96



Chad Lewis, TE 1996



Ben Cahoon, WR 1997



Jared Lee, S
2000



Ryan Denney, DE 2001



Nathan Meikle, WR 2005



David Oswald, OL 2008



Kellen Fowler, DB 2008



Matt Bauman, LB 2008, 09



Scott Johnson, DB 2009



Bryan Kariya, RB 2010



Tanner Wall, S, 2024

Name	Year
Virgil Carter	1965
Casey Boyette	1966
Virgil Carter	1966
Paul Ehrmann	1966
Dan Taylor	1972
Dan Taylor	1973
Steve Stratton	1973
Steve Miller	1976
Scott Phillips	1980
Dan Plater	1981
Steve Young	1983
Marv Allen	1984
Ty Mattingly	1986
Chuck Cutler	1987
Chuck Cutler	1988
Tim Clark	1988
Fred Whittingham	1989
Andy Boyce	1990
Brad Clark	1992
Bruce Jenne	1992
Eric Drage	1992
Eric Drage	1993
Cory Cook	1994
Alan Boardman	1994
Alan Boardman	1996
Chad Lewis	1996
Ben Cahoon	1997
Jared Lee	2000
Ryan Denney	2001
Nathan Meikle	2005
David Oswald	2008
Kellen Fowler	2008
Matt Bauman	2008
Scott Johnson	2009
Matt Bauman	2009
Bryan Kariya	2010
Tanner Wall	2024

FIRST-TEAM ALL CONFERENCE

Over its nearly 100 year football history, BYU has been a member of four different conferences before becoming an NCAA Football Bowl Subdivision independent prior to the 2011 season. Since 1928, 358 Cougars have been named first-team all-conference or to a national all-independence team. Sanky Dixon—who would go on to coach LaVell Edwards at Lincoln High School in Orem, Utah—was BYU's first all-conference performer in 1928, while 12 Cougars received the honor in 2020. A record 13 Cougars were named to the 1979 All-WAC First Team from a squad that went 11-1 and was ranked as high as No. XX nationally.

ROCKY MOUNTAIN CONFERENCE (1909-1937)

1928
Donald "Sanky" Dixon, End

1931
Burle "Buke" Robison, End

1932
George Bertoffi, HB

1933
Jesse "Pete" Wilson, HB

1937
Gerald Gillespie, G
Jack Stringham, FB

MOUNTAIN STATES CONFERENCE (1938-1961)

1938
Vaughn Lloyd, G
Merrill Waters, End

1940
Wayne Reeve, QB

1941
Dee Chipman, QB
Reed "Iron Man" Nilsen, C

NO FOOTBALL DUE TO WWII (1943-1945)

1946
Owen Dixon, G

1947
Mike Mills, End

1950
Rex Berry, HB
Bob Dimick, G

1951
Ray Oliverson, HB
Jae Ballif, LB

1952
Lowell Madsen, OT
Jae Ballif, LB

1953
Marion Probert, DE

1956
Jay Weenig, OG

1957
John Kapele, OT

1958
John Kapele, OT
Lonnie Dennis, OG
Nyle McFarlane, RB
Weldon Jackson, FB

1959
Dennis, Lonnie, OG

WESTERN ATHLETIC CONFERENCE (1962-1998)

1962
Roger DuPaix, G
Eldon Fortie, HB

1965
Phil Odle, WR
Virgil Carter, QB
John Ogden, FB

1966
Phil Odle, WR
Grant Wilson, G
Virgil Carter, QB
John Ogden, FB
Curg Belcher, LB
Bobby Roberts, S

1967
Phil Odle, WR
Max Newberry, T
Bobby Roberts, S
Craig Bozich, LB

1969
Mel Olson, C
Jeff Slipp, DB
Chris Farasopoulos, DB/R

1970
Ken Serck, T
Gerald Meyer, DB
Chris Farasopoulos, DB/R

1971
Gordon Gravelle, OG
Joe Liljenquist, DE
Jeff Lyman, LB
Dan Hansen, S
Golden Richards, Returner

1972
Paul Howard, OG
P. Van Valkenburg, RB
Paul Linford, DT
Ron Tree, LB
Dave Atkinson, DB
Dan Hansen, S

1973
Jay Miller, WR
Paul Linford, DT

1974
Brad Oates, OT
Lloyd Fairbanks, OG
Orrin Olsen, C
Gary Sheide, QB
Keith Rivera, DE
Paul Linford, DT
Larry Carr, LB

1975
Brad Oates, OT
Jeff Blanc, RB
Sid Smith, LB
Gary Shaw, DB
Dana Wilgar, DB

1976
Brian Billick, TE
Dave Hubbard, OL
Gifford Nielsen, QB
Jeff Blanc, RB
Mekeli Ieremia, DE
Bill Rice, DL
Rod Wood, LB
Blake Murdock, LB
Dana Wilgar, DB

1977
Mike Chronister, WR

Keith Uperesa, OT
Lance Reynolds, OT
Todd Christensen, FB
Mekeli Ieremia, DE
Mark Bernsten, LB
Jason Coloma, DB

1978
Mike Chronister, WR
Tom Bell, OL
Al Gaspard, OL
Jim McMahon, QB
Mat Mendenhall, DL
Ross Varner, DL
Larry Miller, LB
Jason Coloma, DB

1979
Lloyd Jones, WR
Clay Brown, TE
Tom Bell, OL
Nick Eyre, OL
Danny Hansen, OL
Scott Nielson, OG
Marc Wilson, QB
Homer Jones, RB
Glen Titensor, DE
Glen Redd, LB
Gary Kama, LB
John Neal, DB
Bill Schoepflin, DB

1980
Jim McMahon, QB
Lloyd Jones, WR
Clay Brown, TE
Nick Eyre, OL
Calvin Close, OL
Glen Titensor, DL
Brad Anae, DL
Glen Redd, LB
Bill Schoepflin, DB
Mark Brady, DB
Clay Brown, P

1981
Jim McMahon, QB
Dan Plater, WR
Calvin Close, OL
Brad Anae, DE
Kyle Whittingham, LB



SANKY DIXON 1928

1982
Steve Young, QB
Gordon Hudson, TE
Bart Oates, C
Lloyd Eldredge, OG
Vince Stroth, OT
Chuck Ehin, NG
Mike Morgan, DT
Todd Shell, LB
Tom Holmoe, DB
Mike Mees, P

1983
Steve Young, QB
Gordon Hudson, TE
Todd Shell, LB
Casey Tiumalu, RB
Rex Burningham, OT
Brandon Flint, DE
Jon Young, DB

1984
Robbie Bosco, QB
Glen Kozlowski, WR
David Mills, TE
Marv Allen, LB
Trevor Matich, C
Craig Garrick, OG
Kyle Morrell, DE
Jim Herrman n, DE

1985
Jason Buck, DT
Mark Bellini, WR
Trevor Molini, TE
Kurt Gouveia, LB
Lakei Heimuli, FB
Leon White, LB
Dave Wright, OT

1986
Jason Buck, DT
Shawn Knight, DT
Lakei Heimuli, RB
Mark Bellini, WR
Rodney Thomas, DB

1987
John Borgia, OG
Leonard Chitty, K
David Futrell, NG



Troy Long, DB
Thor Salanoa, LB

1988

Chuck Cutler, WR
Bob Davis, LB
Rodney Rice, DB
Pat Thompson, P
Brian White, OT

1989

Eric Bergeson, DB
Bob Davis, LB
Ty Detmer, QB
Mo Elewonibi, OL
Chris Smith, TE

1990

Matt Bellini, HB
Andy Boyce, WR
Ty Detmer, QB
Alema Fitsemanu, LB
Neal Fort, OT
Earl Kauffman, P
Rich Kaufusi, DT
Brian Mitchell, DB
Chris Smith, TE
Robert Stephens, C

1991

Rocky Biegel, LB
Ty Detmer, QB
Bryan May, OG
Byron Rex, TE

1992

Scott Brumfield, OL
Lenny Gomes, OL
Eric Drage, WR
Derwin Gray, DB
Shad Hansen, LB
Garry Pay, C
Byron Rex, TE

1993

Todd Herget, LB
Eric Drage, WR
Mike Empey, OL

1994

Randy Brock, DE
Evan Pilgrim, OL
Jamal Willis, HB

1995

Chad Lewis, TE
Larry Moore, OL
John Raass, DL
Shay Muirbrook, LB

Stan Raass, LB
James Dye, Returner

1996

Itula Mili, TE
Chad Lewis, TE
Larry Moore, OL
Steve Sarkisian, QB
Henry Bloomfield, DL
Shay Muirbrook, LB
Tim McTyler, DB
Omarr Morgan, DB
James Dye, Returner

1997

Omarr Morgan, DB
John Tait, OL

1998

John Tait, OL
Rob Morris, LB
Brian Gray, DB
Daren Yancey, DL

MOUNTAIN WEST CONFERENCE (1998-2010)

1999

Kevin Feterik, QB
Byron Frisch, DE
Brian Gray, DB
Margin Hooks, WR
Matt Johnson, OL
Rob Morris, LB

2000

Owen Pochman, K
Setema Gali, DE
Justin Ena, LB
Aaron Edmunds, P

2001

Luke Staley, RB
Brandon Doman, QB
Reno Mahe, WR
Doug Jolley, TE
Jason Scukanec, C
Ryan Denney, DE
Jernaro Gilford, DB
Justin Ena, LB

2002

Dustin Rykert, OL
Brady Poppinga, DL
Matt Payne, P

2003

Aaron Francisco, S
Brady Poppinga, DL

Matt Payne, P

2004

Todd Watkins, WR
Aaron Francisco, S
Brady Poppinga, DL
Matt Payne, P

2005

John Beck, QB
Curtis Brown, RB
Jonny Harline, TE

2006

John Beck, QB
Curtis Brown, RB
Jonny Harline, TE
Jake Kuresa, OL
Cameron Jensen, LB

2007

Max Hall, QB
Dennis Pitta, TE
Ray Feinga, OL
Dallas Reynolds, OL
Jan Jorgensen, DL
Bryan Kehl, LB

2008

Austin Collie, WR
Dennis Pitta, TE
Ray Feinga, OL
Dallas Reynolds, OL
Jan Jorgensen, DL

2009

Dennis Pitta, TE
Harvey Unga, RB
Matt Reynolds, OL
Jan Jorgensen, DL

2010

Matt Reynolds, OL
Andrew Rich, DB
Vic So'oto, DL

INDEPENDENT (2011-2022)

2011*

Riley Nelson, QB
Cody Hoffman, WR
Braden Hansen, OL
Matt Reynolds, OL
Kyle Van Noy, LB
Travis Uale, DB
Corby Eason, DB

2012*

Cody Hoffman, WR
Braden Brown, OL
Ezekiel Ansah, DL
Kyle Van Noy, LB
Riley Stephenson, P
JD Falslev, Returner

2013*

Jamaal Williams, RB
Michael Yeck, OL
Eathyn Manumaleuna, DL
Uani 'Unga, LB
Kyle Van Noy, LB
Daniel Sorensen, DB
Adam Hine, Returner

2014*

Mitch Mathews, WR
Jordan Leslie, WR
Tejan Koroma, OL
De'Ondre Wesley, OL
Bronson Kaufusi, DL
Robertson Daniel, DB
Skye PoVey, DB
Trevor Samson, K
Scott Arellano, P
Adam Hine, Returner

2015*

Tanner Mangum, QB
Algernon Brown, RB
Mitch Mathews, WR
Tejan Koroma, OL
Bronson Kaufusi, DL
Fred Warner, LB
Kai Nacua, DB
Michael Wadsworth, DB
Jonny Linehan, P

2016*

Jamaal Williams, RB
Tejan Koroma, OL
Sae Tautu, DL
Logan Taele, DL
Kai Nacua, DB
Jonny Linehan, P

2017*

Corbin Kaufusi, DL
Dayan Ghanwoloku, DB
Jonny Linehan, P
Michael Shelton, PR

2018*

Corbin Kaufusi, DL
Sione Takitaki, LB
Austin Hoyt, OL
Matt Bushman, TE

2019*

Matt Bushman, TE
James Empey, OL
Dayan Ghanwoloku, DB

2020*

Zach Wilson, QB
Dax Milne, WR
Tyler Allgeier, RB
Issac Rex, TE
Brady Christensen, OL
James Empey, C
Isaac Kaufusi, LB
Khyiris Tonga, DL
Chris Wilcox, DB
Jake Oldroyd, K
Ryan Rehkow, P
Caleb Christensen, R

2021*

Jaren Hall, QB
Tyler Allgeier, RB
Puka Nacua, WR
Isaac Rex, TE
Clark Barrington, OL
Blake Freeland, OL
Kaleb Hayes, DB
Ryan Rehkow, P

2022*

Jaren Hall, QB
Chris Brooks, RB
Puka Nacua, WR
Isaac Rex, TE
Blake Freeland, OL
Ryan Rehkow, P

BIG 12 CONFERENCE (2023-present)

2023

Tyler Batty, DE (PFF)

2024

Tyler Batty, DE
Caleb Etienne, OL
Will Ferrin, K

*All-Independent



CONFERENCE HISTORY

Big 12 Conference (2023-present)

- The Big 12 Conference announced September 10, 2021, the addition of Brigham Young University — along with Central Florida, Cincinnati and Houston — to its existing member institutions, starting in the 2023-24 athletic season.
- In year two, BYU tied for first place in the Big 12 with a 7-2 record and 11-2 overall, despite being picked 13th in the preseason poll.
- BYU finished its first season in 2023 as a member of the Big 12 Conference, going 5-7 overall with a 2-7 mark in league play
- BYU played 47 games previously against members of the Big 12 before becoming a member, including the new members with a record of 24-23.
- Since the university instituted a football program in 1922, BYU had been a member of four different conferences, including the Rocky Mountain (1922-37), Mountain States/Skyline (1938-61), Western Athletic (1962-98) and Mountain West (1999-2010) before going independent for the 2011 season.
- The Cougars claimed their first conference championship in program history in 1965, going 4-2 in the WAC under head coach Tom Hudspeth. BYU won its next title, the first of 19 under legendary coach LaVell Edwards, in 1974 and have captured a total of 23 conference championships through the years.

Independent (2011-2022)

- On September 1, 2010, BYU announced its football program would compete in the NCAA Football Bowl Subdivision as an independent beginning with the 2011 season.
- BYU played 155 games over 12 seasons as an independent, with a record of 99-56 (.639)
- BYU faced more than 75 different teams from 37 different states, representing every FBS conference as well as Notre Dame and other independent programs. BYU played 55 games against Power 5 conference opponents in that span.
- The Cougars have 25 wins over Power 5 opponents, including at least one against every Power 5 conference.
- BYU had 118 games televised on the ESPN family of networks during independence and 95 on a major national TV network (ABC, FOX, CBS, NBC, ESPN or ESPN2)

Mountain West (1999-10)

- For the third time in program history, BYU chartered the creation of a new conference, this time joined by New Mexico, Utah, Air Force, Colorado St., San Diego State, UNLV and Wyoming. TCU joined in 2005.
- BYU football posted a 64-26 (.711) conference record in its 12 years in the conference.
- The Cougars' four MWC titles, 64 wins and 54 All-MWC First Team selections equal or surpass any MWC team since the league's inception.
- BYU won four MWC titles, including back-to-back championships in 2006-07. In three of its championship seasons, BYU went undefeated in conference play

Western Athletic (1962-98)

- BYU was a charter member of the conference along with Arizona, Arizona State, New Mexico, Utah and Wyoming.
- The WAC eventually expanded to as many as 16 schools in 1996.
- BYU football posted a 187-69-2 (.729) conference record in its 37 years in the conference.
- While in the WAC, the Cougars won the 1984 National Championship, finishing 13-0.
- BYU won a total of 19 titles in the WAC, including its first-ever football championship in 1965 and 10-straight from 1976-85.
- BYU's 19 WAC titles, 187 conference wins and 199 All-WAC First Team selections are all still the most by far of any WAC team.

Mountain States/Skyline (1938-61)

- BYU was a charter member of the conference, leaving with Colorado, Colorado State, Denver, Utah, Utah State and Wyoming when the RMFAC was deemed too large. Montana and New Mexico joined in 1951.
- After Colorado left in 1947, the conference became popularly known as the Skyline Conference.
- Football posted a 41-75-12 (.367) conference record in its 24 years in the conference.
- The conference dissolved in early 1962 after BYU, Utah, Wyoming and New Mexico left to form the WAC.

Rocky Mountain Faculty Athletic (1922-37)

- BYU joined the RMFAC in 1918 with football participation beginning four years later.
- BYU football posted a 46-52-4 (.471) conference record in its 16 years in the conference.
- When BYU joined, other RMFAC schools included Colorado, Colorado A&M (now Colorado State), Colorado College, Colorado School of Mines, Denver, Utah, Utah State and Montana State. Wyoming, Western St. and Colorado Teacher's College (now Northern Colorado) joined two years later.



BYU IN THE NFL



As of August, 2025, BYU has 18 players on NFL rosters. In addition, former Cougar offensive lineman Andy Reid has led the Kansas City Chiefs to three Super Bowl titles in the last six seasons. BYU had its three consecutive offensive tackles drafted from 2021-2024. During the 2024 season, Kyle Van Noy in his 11th season in the league, had his best statistical season with the Ravens, logging a career-best 12.5 sacks. In 2023, three players were drafted, including offensive tackle Blake Freeland (4th round, Colts), quarterback Jar-en Hall (5th round, Vikings) and wide receiver Puka Nacua (5th round, Rams). Nacua broke the rookie records for receptions and receiving yards last season, becoming a Pro Bowl selection and fan favorite. Running backs Tyler Allgeier and Jamaal Williams also ran for 1,000 yards each in 2022. In 2021, Zach Wilson became the highest drafted Cougar ever when the New York Jets made him the No. 2 overall pick. BYU's NFL players currently in the league have earned more than \$300 million in their careers.

PLAYER	POS.	TEAM
Tyler Allgeier	RB	Atlanta Falcons
Zayne Anderson	S	Green Bay
Tyler Batty	DE	Minnesota Vikings
Chris Brooks	RB	Green Bay
Brady Christensen	OL	Carolina Panthers
Caleb Etienne	OL	Cincinnati Bengals
Blake Freeland	OL	Indianapolis Colts
Taysom Hill	QB/TE	New Orleans Saints
Darius Lassiter	WR	Jacksonville Jaguars
Puka Nacua	WR	Los Angeles Rams
Ryan Rehkow	P	Cincinnati Bengals
Jakob Robinson	CB	San Francisco 49ers
Kedon Slovis	QB	Houston Texans
Kingsley Suamataia	OL	Kansas City Chiefs
Khyiris Tonga	DL	New England Patriots
Kyle Van Noy	LB	Baltimore Ravens
Fred Warner	LB	San Francisco 49ers
Zach Wilson	QB	Miami Dolphins

BYU AND NFL CONTRACTS

- Linebacker Fred Warner became the NFL's highest paid linebacker again, with a three-year extension with the San Francisco 49ers worth \$63 million, an average of \$21 million per year.
- Veteran Kyle Van Noy signed a two-year deal to return to the Baltimore Ravens in 2024, worth \$9 million total. He had his statistical best year in Baltimore with 12.5 sacks last season in his 11th year in the league.
- Cornerback Michael Davis signed a one-year contract with Washington for \$3.2 million for the 2024 season. The former undrafted free agent has spent eight years in the league and made more than \$33 million.
- Defensive tackle Khyiris Tonga inked a new deal with the New England Patriots on a one-year contract for \$2.1 million.





TOM HOLMOE



FRED WARNER



PUKA NACUA



KYLE VAN NOY

- BYU has had 155 players drafted by the NFL and another 224 undrafted players receive NFL opportunities. BYU has had 12 first round picks, the most recent being Zach Wilson, who was the No. 2 pick of the New York Jets in the 2021 NFL Draft.

- Ghana native Ezekiel Ansah, who was the No. 5 overall pick by the Detroit Lions in 2013 is the highest defensive player taken in the NFL regular draft.

- Punter Lee Johnson had the longest NFL career, spanning 18 seasons and six teams. He was a fifth-round draft pick by the Houston Oilers (1985-87) and went on to play for the Browns (1987-88), Bengals (1988-98), Patriots (1999-2001), Vikings (2001) and Eagles (2002). At the time of his retirement, his 51,979 punting yards were the third most in NFL history.

- There have been 47 different Cougars in the Super Bowl, collecting a total of 47 championship rings. Kansas City head coach Andy Reid is tied with the most rings now with four, three as a head coach and one as an assistant with former defensive back and recently retired BYU athletic director Tom Holmoe (including three as a player and one as a coach with the 49ers). From 1980-1992 the Cougars had at least one representative in the Super Bowl each year.

- Steve Young is arguably BYU's best known NFL player, spending 15 seasons in the league, including 13 with the 49ers. Young won Super Bowl XXIX 49-26 over the Chargers with a Super Bowl-record six touchdown passes to take home the MVP award. He was also the league's MVP in 1992 and 1994. In '94, he set an NFL-record 112.8 passer rating. Young was inducted into the NFL Hall of Fame in 2005.



BLAKE FREELAND



TYLER ALLGEIER



STEVE YOUNG



TAYSOM HILL

NFL DRAFT

BYU IN THE NFL DRAFT

- BYU has had 12 different players selected in the first round of the NFL Draft and one taken in the first round of the USFL Draft (Steve Young).
- BYU's last three starting left tackles have been drafted. Most recently Kingsley Suamataia (2024, 2nd round), Blake Freeland (2023, 4th round) and Brady Christensen (2021, 3rd round).
- With three players drafted in 2023, BYU has now had 15 drafts with three or more players selected.
- Overall, BYU has had 36 drafts with multiple selections, including 27 drafts with multiple picks in the first seven rounds.
- All-American quarterback Zach Wilson was selected as the second pick of the 2021 draft by the New York Jets, becoming the highest NFL Draft pick out of BYU in the regular NFL Draft.
- Previously that honor belonged to Ezekiel "Ziggy" Ansah who was taken 5th overall by the Detroit Lions in 2013 NFL Draft, tying Jim McMahon who was the 5th pick of the 1982 Draft. Ansah, who went on to lead all NFL rookies in sacks in 2013, is the highest defensive pick for the Cougars.
- Five BYU players were selected in the 2021 NFL Draft—the most since 2002. In addition to Wilson, Brady Christensen was selected in the third round to the Carolina Panthers, while defensive lineman Khyiris Tonga (Chicago Bears), cornerback Chris Wilcox (Tampa Bay Buccaneers) and wide receiver Dax Milne (Washington) each had their name called in the seventh round.
- The highest all-time pick is Steve Young, who was picked No. 1 overall in the special 1984 NFL Supplemental Draft of USFL and CFL players.
- Fred Warner was drafted by the San Francisco 49ers in the third round of the 2018 NFL Draft. The linebacker went on to start every game his rookie season, posting a team-leading 124 total tackles. The 2021 All-Pro signed a five-year, \$95 million contract in July 2021 and recently signed a 3-year \$63 million dollar extension in 2025, once again making him the highest-paid linebacker in the NFL.
- In 2010, Dennis Pitta became the 10th BYU tight end picked in the NFL Draft and the fourth since 2001. The consensus All-American was the 16th pick in the fourth round of the 2010 draft by the Baltimore Ravens.
- The Cougars have been represented in 52 of the last 57 drafts and in 69 of the 89 drafts conducted overall. With Suamataia's selection, NFL teams have now drafted a former BYU player 155 times since the team's first draft choice in 1938 (John Stringham, Back, ninth round).

PLAYER	YEAR	ROUND	TEAM
Kingsley Suamataia	2024	2 (63)	Kansas City Chiefs
Blake Freeland	2023	4 (106)	Indianapolis Colts
Jaren Hall	2023	5 (164)	Minnesota Vikings
Puka Nacua	2023	5 (177)	Los Angeles Rams
Tyler Allgeier	2022	5 (151)	Atlanta Falcons
Zach Wilson	2021	1 (2)	New York Jets
Brady Christensen	2021	3 (70)	Carolina Panthers
Khyiris Tonga	2021	7 (250)	Chicago Bears
Chris Wilcox	2021	7 (251)	Tampa Bay Buccaneers
Dax Milne	2021	7 (258)	Washington
Sione Takitaki, LB	2019	3 (80)	Cleveland Browns
Fred Warner, LB	2018	3 (70)	San Francisco 49ers
Jamaal Williams, RB	2017	4 (134)	Green Bay Packers
Bronson Kaufusi, DL	2016	3 (70)	Baltimore Ravens
Kyle Van Noy, LB	2014	2 (40)	Detroit Lions
Ezekiel Ansah, DE	2013	1 (5)	Detroit Lions
Dennis Pitta, TE	2010	4 (114)	Baltimore Ravens
Harvey Unga, RB	2010(s)	7 (sup)	Chicago Bears
Austin Collie, WR	2009	4 (127)	Indianapolis Colts
Fui Vakapuna, RB	2009	7 (215)	Cincinnati Bengals
Bryan Kehl, LB	2008	4 (123)	New York Giants
John Beck, QB	2007	2 (40)	Miami Dolphins
Todd Watkins, WR	2006	7 (218)	Arizona Cardinals

On April 29, Zach Wilson became the highest Cougar ever taken in the regular NFL Draft, when the New York Jets selected him No. 2 overall in the 2021 draft. Wilson had a prolific junior season, finishing with 3,692 yards, 33 passing TDs, 3 interceptions and a BYU record 73.5 completion percentage. He also ran for 254 yards and 10 touchdowns.



NFL DRAFT



In 2013, Ezekiel “Ziggy” Ansa tied Jim McMahon as BYU’s highest draft pick in history, when he was selected No. 5 overall by Detroit Lions in the NFL Draft. Ansa is still the highest defensive player ever drafted from BYU.

PLAYER	YEAR	ROUND	TEAM
Brady Poppinga, LB	2005	4 (125)	Green Bay Packers
Scott Young, OL	2005	5 (172)	Philadelphia Eagles
Shaun Nua, DE	2005	7 (228)	Pittsburgh Steelers
Colby Bockwoldt, LB	2004	7 (240)	New Orleans Saints
Dustin Rykert, OL	2003	6 (204)	Oakland Raiders
Spencer Nead, TE	2003	7 (234)	New England Patriots
Doug Jolley, TE	2002	2 (55)	Oakland Raiders
Ryan Denney, DE	2002	2 (61)	Buffalo Bills
Brandon Doman, QB	2002	5 (163)	San Francisco 49ers
Luke Staley, RB	2002	7 (214)	Detroit Lions
Brett Keisel, DE	2002	7 (242)	Pittsburgh Steelers
Owen Pochman, K	2001	7 (216)	New England Patriots
Tevita Ofahengaue, TE	2001	7 (246)#	Arizona Cardinals
Rob Morris, LB	2000	1 (28)	Indianapolis Colts
Byron Frisch, DL	2000	3 (93)	Tennessee Titans
Matt Johnson, OL	2000	5 (138)	Indianapolis Colts
John Tait, OL	1999	1 (14)	Kansas City Chiefs
Daren Yancey, DL	1999	6 (188)	Oakland Raiders
Joe Wong, OL	1999	7 (244)	Miami Dolphins
Eric Bateman, OL	1998	5 (149)	New York Jets
Dustin Johnson, FB	1998	6 (183)	New York Jets
Jason Andersen, OL	1998	7 (211)	New England Patriots
Itula Mili, TE	1997	6 (174)	Seattle Seahawks
Mike Ulufale, DL	1996	3 (95)	Dallas Cowboys
Evan Pilgrim, OL	1995	3 (87)	Chicago Bears
Tim Hanshaw, OL	1995	4 (127)	San Francisco 49ers
Travis Hall, DL	1995	6 (181)	Atlanta Falcons

PLAYER	YEAR	ROUND	TEAM
Eli Herring, OL	1995	6 (190)	Los Angeles Raiders
John Walsh, QB	1995	7 (213)	Cincinnati Bengals
Derwin Gray, DB	1993	4 (92)	Indianapolis Colts
Ty Detmer, QB	1992	9 (230)	Green Bay Packers
Neal Fort, OT	1991	6 (143)	Los Angeles Rams
Brian Mitchell, DB	1991	7 (172)	Atlanta Falcons
Andy Katoa, LB	1991	9 (230)	San Diego Chargers
Chris Smith, TE	1991	11 (295)	Cincinnati Bengals
Mo Elewonibi, OL	1990	3 (76)	Washington Redskins
John Hunter, OL	1989	3 (80)	Minnesota Vikings
Rodney Rice, DB	1989	8 (210)	New England Patriots
Warren Wheat, OL	1989	8 (215)	Los Angeles Rams
Rodney Thomas, DB	1988	5 (126)	Miami Dolphins
David Futrell, NG	1988	12 (313)	New York Giants
Steve Kaufusi, DL	1988	12 (319)	Philadelphia Eagles
Shawn Knight, DT	1987	1 (11)	New Orleans Saints
Jason Buck, DE	1987	1 (17)	Cincinnati Bengals
Mark Bellini, WR	1987	7 (170)	Indianapolis Colts
Lakei Heimuli, RB	1987	9 (249)	Chicago Bears
Robbie Bosco, QB	1986	3 (72)	Green Bay Packers
Leon White, LB	1986	5 (123)	Cincinnati Bengals
Kurt Gouveia, LB	1986	8 (213)	Washington Redskins
Cary Whittingham, LB	1986	9 (230)	Cincinnati Bengals
Vai Sikahema, RB	1986	10 (254)	St. Louis Cardinals
Glen Kozlowski, WR	1986	11 (305)	Chicago Bears
Jeff Sprowls, CB	1986	12 (320)	San Diego Chargers
Trevor Matich, C	1985	1 (28)	New England Patriots

*CFL ^USFL



NFL DRAFT

PLAYER	YEAR	ROUND	TEAM
Kyle Morrell, DB	1985	4 (106)	Minnesota Vikings
Louis Wong, OT	1985	5 (131)	St. Louis Cardinals
Lee Johnson, P/K	1985	5 (138)	Houston Oilers
Jim Herrmann, DT	1985	7 (184)	Dallas Cowboys
Steve Young, QB	1984(s-u)	1 (1)	Tampa Bay Buccaneers
Gordon Hudson, TE	1984(s-u)	1 (22)	Seattle Seahawks
Todd Shell, LB	1984	1 (24)	San Francisco 49ers
Kirk Pendleton, WR	1984	11 (304)	San Francisco 49ers
Tom Holmoe, DB	1983	4 (90)	San Francisco 49ers
Chuck Ehin, DE	1983	12 (329)	San Diego Chargers
Jim McMahon, QB	1982	1 (5)	Chicago Bears
Dan Plater, WR	1982	4 (106)	Denver Broncos
Clay Brown, TE	1981	2 (42)	Denver Broncos
Glen Titensor, DT	1981	3 (81)	Dallas Cowboys
Scott Phillips, RB	1981	4 (87)	Seattle Seahawks
Nick Eyre, OT	1981	4 (106)	Houston Oilers
Glenn Redd, LB	1981	6 (166)	New Orleans Saints
Lloyd Jones, WR	1981	8 (195)	New York Jets
Eric Lane, RB	1981	8 (196)	Seattle Seahawks
Marc Wilson, QB	1980	1 (15)	Oakland Raiders
Mat Mendenhall, DT	1980	2 (55)	Washington Redskins
Larry Miller, LB	1979	8 (199)	St. Louis Cardinals
Tod Thompson, TE	1979	10 (275)	Pittsburgh Steelers
Todd Christensen, FB	1978	2 (28)	Dallas Cowboys
Gifford Nielsen, QB	1978	3 (73)	Houston Oilers
Mekeli Ieremia, DE	1978	6 (158)	Chicago Bears
Lance Reynolds, OT	1978	9 (241)	Pittsburgh Steelers
Dave Hubbard, OT	1977	5 (136)	New Orleans Saints
Bill Rice, DT	1977	8 (199)	New York Giants
Brian Billick, TE	1977	11 (295)	San Francisco 49ers
Brad Oates, OT	1976	3 (83)	St. Louis Cardinals
Stan Varner, DE	1976	6 (169)	Atlanta Falcons
Orrin Olsen, C	1976	8 (222)	Kansas City Chiefs
Sid Smith, LB	1976	10 (267)	Tampa Bay Buccaneers
Gary Shaw, DB	1976	17 (485)	Los Angeles Rams
Gary Sheide, QB	1975	3 (64)	Cincinnati Bengals
Wayne Baker, DT	1975	3 (74)	San Francisco 49ers
Paul Linford, DT	1975	4 (93)	Baltimore Colts
Dave Atkinson, DB	1974	10 (254)	Pittsburgh Steelers
Doug Richards, DB	1974	14 (359)	Dallas Cowboys
Golden Richards, WR	1973	2 (46)	Dallas Cowboys
Paul Howard, OG	1973	3 (54)	Denver Broncos
Pete Van Valkenburg, RB	1973	3 (66)	New Orleans Saints
Dan Hansen, DB	1973	15 (383)	Detroit Lions
Gordon Gravelle, OT	1972	2 (38)	Pittsburgh Steelers
Jeff Lyman, LB	1972	4 (82)	St. Louis Cardinals
Chris Farasopoulos, DB	1971	3 (58)	New York Jets
Jeff Slipp, DE	1970	14 (349)	Denver Broncos
Mike Loper, OT	1969	8 (198)	San Francisco 49ers
Phil Odle, WR	1968	5 (120)	Detroit Lions
Casey Boyett, E	1968	9 (233)	San Francisco 49ers
Max Huber, T	1968	13 (332)	Boston Patriots
Dennis Patera, K	1968	17 (449)	San Francisco 49ers
Curg Belcher, DB	1967	3 (64)	Washington Redskins
Virgil Carter, QB	1967	6 (142)	Chicago Bears

PLAYER	YEAR	ROUND	TEAM
Lou Andrus, DE	1967	11 (269)	Denver Broncos
Casey Boyett, E	1967	14 (363)	Oakland Raiders
Dennis Brewster, T	1966	6 (85)	Chicago Bears
Allan Robinson, HB	1964	16 (216)	Detroit Lions
Gene Frantz, B	1963	17 (236)	Detroit Lions
G. Kent Horne, T	1962	11 (152)	Philadelphia Eagles
Lonnie Dennis, OL	1960	7 (78)	Pittsburgh Steelers
John Kapele, DE	1960	10 (114)	Pittsburgh Steelers
Jay Weenig, G	1957	18 (215)	Detroit Lions
Robert Bills, B	1955	17 (200)	New York Giants
Dewey Brundage, E	1954	22 (265)	Detroit Lions
Ray Oliverson, B	1952	14 (165)	Detroit Lions
Rex Barry, B	1951	14 (162)	San Francisco 49ers
Kimball Merrill, T	1949	16 (152)	Detroit Lions
Gayland "Mike" Mills, E	1948	29 (289)	Green Bay Packers
Reed Nilsen, C	1947	16 (136)	Detroit Lions
Scotty Deeds, B	1947	19 (171)	Chicago Cards
Dick Chatterton, B	1947	28 (257)	Boston Yanks
Dick Chatterton, B	1946	14 (124)	Chicago Bears
Dean "Dee" Chipman, B	1942	14 (146)	Washington Redskins
Garth Chamberlain, T	1942	17 (151)	Pittsburgh Steelers
Merrill Waters, E	1939	21 (192)	Detroit Lions
Jack Stringham, B	1938	9 (73)	Brooklyn Dodgers
*CFL ^USFL			

SUPER BOWL COUGARS



BYU has had 47 Cougars in the Super Bowl, including recently retired director of athletics Tom Holmoe and quarterback Steve Young who each won three rings playing for the San Francisco 49ers. Holmoe won an additional ring as a coach with 49ers after his playing career was over. Kansas City Chiefs head coach Andy Reid joined that elite group with his fourth ring after winning Super Bowl LVIII, giving him three leading the Chiefs and one as an assistant with the Green Bay Packers. Offensive lineman Bart Oates has three Super Bowl rings, winning two with the New York Giants and one with the 49ers. Quarterback Jim McMahon led the Chicago Bears to a Super Bowl XX victory in 1986 and then won a second ring with the Green Bay Packers in 1997 at Super Bowl XXXI. Defensive linemen Brett Keisel and Chris Hoke both have a pair of rings while playing together for the Pittsburgh Steelers.

Tight end Dennis Pitta won a ring in 2013 with the Ravens. Pitta had four catches for 26 yards including a 1-yard touchdown reception in the Super Bowl XLVII win over the 49ers. Linebacker Kyle Van Noy has appeared in three Super Bowls, winning two with the New England Patriots.



COUGARS IN THE SUPER BOWL						
SB	YEAR	PLAYER	POS	TEAM		SCORE
IX	1975	Gordon Gravelle	T	Pittsburgh	W	16-6
X	1976	Gordon Gravelle	T	Pittsburgh	W	21-17
X	1976	Golden Richards	KR	Dallas	L	21-17
XII	1978	Golden Richards	WR	Dallas	W	27-10
XII	1978	Paul Howard	G	Denver	L	27-10
XIV	1980	Gordon Gravelle	T	L.A. Rams	L	31-19
XV	1981	Todd Christensen	TE	Oakl. Raiders	W	27-10
XV	1981	Marc Wilson	QB	Oakl. Raiders	W	27-10
XVI	1982	Bill Ring	RB	San Francisco	W	26-21
XVII	1983	Matt Mendenhall	DE	Washington	W	27-17
XVIII	1984	Todd Christensen	TE	L.A. Raiders	W	38-9
XVIII	1984	Marc Wilson	QB	L.A. Raiders	W	38-9
XIX	1985	Tom Holmoe	DB	San Francisco	W	38-16
XIX	1985	Bill Ring	RB	San Francisco	W	38-16
XIX	1985	Todd Shell	LB	San Francisco	W	38-16
XX	1986	Jim McMahon	QB	Chicago	W	46-10
XX	1986	Trevor Matich	OL	New England	L	46-10
XXI	1987	Bart Oates	C	NY Giants	W	39-20
XXII	1988	Kurt Gouveia	LB	Washington	W	42-10
XXIII	1989	Jason Buck	DE	Cincinnati	L	20-16
XXIII	1989	Lee Johnson	P	Cincinnati	L	20-16
XXIII	1989	Leon White	LB	Cincinnati	L	20-16
XXIII	1989	Tom Holmoe	DB	San Francisco	W	20-16
XXIII	1989	Steve Young	QB	San Francisco	W	20-16
XXIII	1989	Todd Shell	DB	San Francisco	W	20-16
XXIV	1990	Steve Young	QB	San Francisco	W	55-10
XXIV	1990	Tom Holmoe	DB	San Francisco	W	55-10
XXV	1991	Bart Oates	C	N.Y. Giants	W	20-19
XXVI	1992	Jason Buck	DE	Washington	W	37-24
XXVI	1992	Mo Elewonibi	OL	Washington	W	37-24
XXVI	1992	Kurt Gouveia	LB	Washington	W	37-24
XXIX	1995	Steve Young	QB	San Francisco	W	49-26
XXIX	1995	Bart Oates	C	San Francisco	W	49-26
XXIX	1995	Tim Hanshaw	G	San Francisco	W	49-26
XXIX	1995	Tom Holmoe	Coach	San Francisco	W	49-26

SB	YEAR	PLAYER	POS	TEAM	W/L	SCORE
XXXI	1997	Mike Holmgren	Coach	Green Bay	W	35-21
XXXI	1997	Jim McMahon	QB	Green Bay	W	35-21
XXXI	1997	Andy Reid	Coach	Green Bay	W	35-21
XXXII	1998	Mike Holmgren	Coach	Green Bay	L	31-24
XXXII	1998	Andy Reid	Coach	Green Bay	L	31-24
XXXIII	1999	Travis Hall	DE	Atlanta	L	34-19
XXXV	2001	Brian Billick	Coach	Baltimore	W	34-7
XXXVI	2002	Setema Gali	DE	New England	W	20-17
XXXVII	2003	Doug Jolley	TE	Oakland	L	48-21
XXXIX	2005	Reno Mahe	RB	Philadelphia	L	24-21
XXXIX	2005	Chad Lewis	TE	Philadelphia	L	24-21
XXXIX	2005	Ifo Pili	DL	Philadelphia	L	24-21
XXXIX	2005	Andy Reid	Coach	Philadelphia	L	24-21
XL	2006	Brett Keisel	DE	Pittsburgh	W	21-10
XL	2006	Chris Hoke	DL	Pittsburgh	W	21-10
XL	2006	Shaun Nua	DE	Pittsburgh	W	21-10
XL	2006	Mike Holmgren	Coach	Seattle	L	21-10
XL	2006	Itula Mili	TE	Seattle	L	21-10
XLI	2007	Rob Morris	LB	Indianapolis	W	29-17
XLI	2007	John Tait	OL	Chicago	L	29-17
XLI	2007	Gabe Reid	TE	Chicago	L	29-17
XLIII	2009	Aaron Francisco	DB	Arizona	L	27-23
XLIII	2009	Kelly Poppinga	LB	Arizona	L	27-23
XLIII	2009	Chris Hoke	DL	Pittsburgh	W	27-23
XLIII	2009	Brett Keisel	DE	Pittsburgh	W	27-23
XLIV	2010	Aaron Francisco	DB	Indianapolis	L	31-17
XLIV	2010	Austin Collie	WR	Indianapolis	L	31-17
XLV	2011	Chris Hoke	DL	Pittsburgh	L	31-25
XLV	2011	Brett Keisel	DE	Pittsburgh	L	31-25
XLVII	2013	Dennis Pitta	TE	Baltimore	W	34-21
LI	2017	Kyle Van Noy	LB	New England	W	34-28/OT
LII	2018	Kyle Van Noy	LB	New England	L	41-33
LIII	2019	Kyle Van Noy	LB	New England	W	13-3
LIV	2020	Andy Reid	Coach	Kansas City	W	31-20
LIV	2020	Daniel Sorensen	DB	Kansas City	W	31-20
LIV	2020	Fred Warner	LB	San Francisco	L	31-20
LV	2021	Andy Reid	Coach	Kansas City	L	31-9
LV	2021	Daniel Sorensen	DB	Kansas City	L	31-9
LVII	2023	Andy Reid	Coach	Kansas City	W	38-35
LVII	2023	Matt Bushman	TE	Kansas City	W	38-35
LVII	2023	Zayne Anderson	TE	Kansas City	W	38-35
LVIII	2024	Fred Warner	LB	San Francisco	L	25-22
LVIII	2024	Andy Reid	Coach	Kansas City	W	25-22
LVIII	2024	Matt Bushman	TE	Kansas City	W	25-22
LIX	2025	Andy Reid	Coach	Kansas City	L	40-22
LIX	2025	Kingsley Suamataia	OL	Kansas City	L	40-22





YEAR-BY-YEAR RESULTS

BYU has a record of 627-445-26 (.583) since 1922. The Cougars have had just 14 head coaches in nearly a century of football as they enter the 101st season of play. BYU did not play football for three years (1943-45) during World War II. Over the past 50 seasons, the Cougars have had the 9th-most wins (435) of any team in college football.

YEAR	RECORD	COACH
1922	1-5	Twitchell
1923	2-5	Twitchell
1924	2-3-1	Twitchell
1925	3-3	Hart
1926	1-5-1	Hart
1927	2-4-1	Hart
1928	3-3-1	Romney
1929	5-3	Romney
1930	5-2-4	Romney
1931	4-4	Romney
1932	8-1	Romney
1933	5-4	Romney
1934	4-5	Romney
1935	4-4	Romney
1936	4-5	Romney
1937	6-3	Kimball
1938	4-3-1	Kimball
1939	5-2-2	Kimball
1940	2-4-2	Kimball
1941	4-3-2	Kimball
1942	2-5	Millet
1946	5-4-1	Kimball
1947	3-7	Kimball
1948	5-6	Kimball
1949	0-11	Atkinson
1950	4-5-1	Atkinson
1951	6-3-1	Atkinson
1952	4-6	Atkinson
1953	2-7-1	Atkinson
1954	1-8	Atkinson
1955	1-9	Atkinson
1956	2-7-1	Kopp
1957	5-3-2	Kopp
1958	6-4	Kopp
1959	3-7	Stevens
1960	3-8	Stevens
1961	2-8	Mitchell
1962	4-6	Mitchell
1963	2-8	Mitchell
1964	3-6-1	Hudspeth
1965	6-4	Hudspeth
1966	8-2	Hudspeth

1922 Record: 1-5 Rocky Mountain (8th) Coach: Alvin Twitchell		
DATE	OPPONENT	RESULT
10/7	Utah State	L, 3-41
10/14	at Utah	L, 0-49
10/24	Colo. Mines (H)	L, 0-47
11/14	Wyoming	W, 7-0
11/25	at Colo. A&M	L, 0-33
11/30	at Wyoming	L, 0-13

1923 Record: 2-5 Rocky Mountain (T-7th) Coach: Alvin Twitchell		
DATE	OPPONENT	RESULT
9/29	Montana State	W, 16-15
10/13	at Colo. A&M	L, 6-14
10/20	at Colorado	L, 0-41
10/27	Utah	L, 0-15
11/3	Western State	W, 19-0
11/12	at Utah State	L, 0-40
11/29	at Colo. College	L, 6-31

1924 Record: 2-3-1 Rocky Mountain Coach: Alvin Twitchell		
DATE	OPPONENT	RESULT
10/3	at Colo. College	W, 3-0
10/11	at Montana St.	L, 0-13
10/25	at Utah	L, 0-35
11/7	Utah St. (H)	L, 0-14
11/11	at Western St.	W, 26-13
11/15	at Colo. Mines	T, 0-0

1925 Record: 3-3 Rocky Mountain (T-6th) Coach: C.J. Hart		
DATE	OPPONENT	RESULT
10/10	at Colo. A&M	L, 0-21
10/17	Colo. Coll. (H)	W, 7-6
10/24	at Utah State	L, 0-14
10/31	Utah	L, 0-27
11/7	Western State	W, 39-7
11/21	Montana State	W, 16-7

1926 Record: 1-5-1 Rocky Mountain (9th) Coach: C.J. Hart		
DATE	OPPONENT	RESULT
10/2	UC Davis	L, 0-17
10/9	at Colo. Teachers	L, 6-12
10/15	Utah State (H)	T, 0-0
10/23	at Western State	W, 30-0
11/6	at Montana State	L, 0-27
11/13	at Utah	L, 7-40
11/20	Colorado A&M	L, 6-19

1927 Record: 2-4-1 Rocky Mountain (7th) Coach: C.J. Hart		
DATE	OPPONENT	RESULT
10/8	at Colo. A&M	L, 0-29
10/15	at UC Davis	T, 0-0
10/22	Col. Teachers (H)	L, 7-21
10/29	at Utah State	L, 0-22
11/5	Western State	W, 60-7
11/12	Utah	L, 0-20
11/19	Colorado Mines	W, 38-19

1928 Record: 3-3-1 Rocky Mountain (10th) Coach: G. Ott Romney		
DATE	OPPONENT	RESULT
9/29	College of Idaho	W, 9-6
10/6	UC Davis	W, 7-6
10/13	at Colo. A&M	L, 6-15
10/20	at Western St.	W, 46-0
10/27	Utah State	L, 0-10
11/3	at Montana St.	L, 7-19
11/17	at Utah	T, 0-0

1929 Record: 5-3 Rocky Mountain (4th) Coach: G. Ott Romney		
DATE	OPPONENT	RESULT
9/28	at Nevada	W, 10-7
10/5	at Calif. Davis	L, 0-19
10/12	Montana State	L, 12-13
10/18	^Utah St.	W, 7-6
10/26	Western State	W, 33-12
11/2	at Utah	L, 13-45
11/11	Colo. St. Teachers	W, 25-13
11/23	Wyoming	W, 40-0

1930 Record: 5-2-4 Rocky Mountain (3rd) Coach: G. Ott Romney		
DATE	OPPONENT	RESULT
9/27	Wyoming	W, 19-12
10/4	Nevada	T, 6-6
10/11	at Colo. Teachers	T, 7-7
10/18	at Utah	L, 7-24
10/25	at Western St.	W, 25-0
11/1	^Utah St.	W, 39-14
11/8	at Mt. St. Charles	T, 13-13
11/15	Montana St. (H)	W, 19-6
11/22	at Regis	W, 18-6
11/27	at College of Idaho	T, 13-13
12/10	at Hawai'i	L, 13-49

1931 Record: 4-4 Rocky Mountain (7th) Coach: G. Ott Romney		
DATE	OPPONENT	RESULT
9/18	^UAY All-Stars	W, 7-3
9/25	at San Francisco	L, 0-25
10/3	at Nevada	W, 18-14
10/17	at Utah	L, 0-43
10/24	Western State	W, 31-0
10/31	at Colo. Teachers	L, 0-6
11/7	^Utah State	W, 6-0
11/13	Wyoming (H)	L, 7-13

1932 Record: 8-1 Rocky Mountain (2nd) Coach: G. Ott Romney		
DATE	OPPONENT	RESULT
9/23	^Montana State	W, 6-0
10/1	at Western State	W, 28-6
10/7	at Occidental	W, 46-0
10/15	at Utah	L, 0-29
10/22	Colo. St. Teachers	W, 20-2
10/29	at Wyoming	W, 25-0
11/4	at Idaho State	W, 32-0
11/19	Utah State	W, 18-6
11/24	^South Dakota	W, 13-7

1933 Record: 5-4 Rocky Mountain (5th) Coach: G. Ott Romney		
DATE	OPPONENT	RESULT
9/23	at U.S. Marines	L, 0-21
9/30	Montana State	W, 25-0
10/6	at Colo. Teachers	W, 6-2
10/14	at Utah	L, 6-21
10/21	at Western State	W, 13-0
11/4	at Denver	L, 0-6
11/11	at Colo. College	W, 25-0
11/18	at Utah State	L, 0-14
11/30	Wyoming	W, 6-3

1934 Record: 4-5 Rocky Mountain (7th) Coach: G. Ott Romney		
DATE	OPPONENT	RESULT
9/22	^Montana State	W, 20-6
9/29	Occidental	W, 32-7
10/6	at Wyoming	L, 0-7
10/13	at Utah	L, 0-43
10/20	^Colorado	L, 6-48
10/26	Western State	W, 46-0
11/3	Utah State	L, 0-15
11/10	at Colo. College	W, 34-0
11/17	at Denver	L, 6-24

1935 Record: 4-4 Rocky Mountain (T-6th) Coach: G. Ott Romney		
DATE	OPPONENT	RESULT
9/28	at Montana State	L, 0-7
10/12	Colo. St. Teachers	W, 19-3
10/19	Colorado College	L, 12-13
10/26	at Wyoming	W, 13-6
11/2	Utah	L, 0-32
11/9	at Western State	W, 21-2
11/16	at Utah State	L, 0-27
11/23	at Arizona State	W, 13-0

1936 Record: 4-5 Rocky Mountain (6th) Coach: G. Ott Romney		
DATE	OPPONENT	RESULT
9/25	at Arizona	L, 6-32
10/3	Montana State	W, 19-0
10/9	at Colo. Teachers	W, 33-0
10/17	Utah State	L, 0-13
10/31	at Utah	L, 0-18
11/7	Western State	W, 26-12
11/14	at Denver	L, 7-35
11/21	Wyoming	W, 32-7
11/28	at Colo. College	L, 0-6

1937 Record: 6-3 Rocky Mountain (T-2nd) Coach: Eddie Kimball		
DATE	OPPONENT	RESULT
9/25	Colo. St. Teachers	W, 7-0
10/2	at Utah	L, 0-14
10/9	California Davis	W, 34-0
10/16	at Colorado	L, 0-14
10/23	at Portland	L, 10-13
10/30	Western State	W, 21-0
11/6	at Wyoming	W, 19-0
11/13	at Utah St.	W, 54-10
11/20	Montana State	W, 19-0

1938 Record: 4-3-1 Mountain States (2nd) Coach: Eddie Kimball		
DATE	OPPONENT	RESULT
9/24	Northern Arizona	W, 19-0
9/30	at Denver	W, 20-0
10/8	Wyoming	W, 24-13
10/15	at Utah	T, 7-7
10/22	Portland	L, 3-6
11/5	Utah State	L, 0-3
11/12	at Colorado	L, 0-8
11/19	at Colo. A&M	W, 20-12

1939 Record: 5-2-2 Mountain States (4th) Coach: Eddie Kimball		
DATE	OPPONENT	RESULT
9/23	at Northern Ariz.	W, 25-0
10/7	Colorado A&M	W, 13-12
10/14	Utah	L, 13-35
10/21	at Nevada	W, 7-0
10/27	at Western State	W, 18-6
11/4	at Denver	W, 21-18
11/11	at Utah State	T, 0-0
11/18	Colorado	L, 6-12
11/25	at Wyoming	T, 7-7



YEAR-BY-YEAR RESULTS

1940 Record: 2-4-2 Mountain States (4th) Coach: Eddie Kimball		
DATE	OPPONENT	RESULT
9/27	Nevada	T, 6-6
10/5	at Utah	L, 6-12
10/11	Wyoming	W, 20-0
10/18	at Texas Tech	L, 12-21
11/2	Utah State	W, 12-7
11/9	Denver	L, 0-9
11/16	at Colorado	L, 2-25
11/23	at Colo. A&M	T, 13-13

1941 Record: 4-3-2 Mountain States (2nd) Coach: Eddie Kimball		
DATE	OPPONENT	RESULT
9/26	Montana St.	L, 7-20
10/3	Western State	W, 26-0
10/10	at Denver	W, 13-7
10/18	at Utah	T, 6-6
10/24	at San Francisco	L, 13-25
11/1	at Utah State	W, 28-0
11/8	at Wyoming	W, 23-7
11/15	Colorado	T, 13-13
11/22	Colorado A&M	L, 7-22

1942 Record: 2-5 Mountain States (T-6th) Coach: Floyd Millet		
DATE	OPPONENT	RESULT
9/26	at Montana	W, 12-6
10/2	Wyoming	L, 6-13
10/10	at Utah	W, 12-7
10/16	Fort Douglas	L, 13-24
10/31	Utah State	L, 6-9
11/7	Denver	L, 6-26
11/14	at Colorado	W, 48-0

1943-45 No football during WWII		
---	--	--

1946 Record: 5-4-1 Mountain States (4th) Coach: Eddie Kimball		
DATE	OPPONENT	RESULT
9/21	Western State	W, 13-2
9/28	at Montana State	L, 12-13
10/4	at Denver	L, 13-26
10/12	Utah	L, 6-35
10/19	Denver	W, 10-7
10/25	at San Jose St.	L, 0-14
11/2	Wyoming	W, 6-3
11/9	at Utah State	T, 0-0
11/16	at Colorado A&M	W, 20-6
11/22	at Texas El-Paso	W, 14-13

1947 Record: 3-7 Mountain States (7th) Coach: Eddie Kimball		
DATE	OPPONENT	RESULT
9/20	Western State	W, 45-0
9/26	Montana State	W, 19-14
10/4	at Wyoming	L, 7-12
10/11	at Utah	L, 6-28
10/18	at Colorado	L, 7-9
10/25	Utah State (H)	W, 27-12
11/1	at Denver	L, 6-20
11/8	San Jose State	L, 19-28
11/15	Colorado A&M	L, 25-27
11/22	at San Diego St.	L, 7-32

1948 Record: 5-6 Mountain States (5th) Coach: Eddie Kimball		
DATE	OPPONENT	RESULT
9/18	San Diego State	W, 14-6
9/24	Pepperdine	W, 13-0
10/1	Pacific Fleet	L, 7-9
10/9	Utah	L, 0-30
10/15	at Texas El-Paso	L, 20-34
10/23	at Utah State	L, 7-20
10/30	Montana (H)	W, 26-20
11/5	at San Jose State	L, 6-21
11/13	at Colorado A&M	L, 0-20
11/20	Wyoming	W, 15-14
11/26	at Arizona State	W, 27-25

1949 Record: 0-11 Mountain States (6th) Coach: Chick Atkinson		
DATE	OPPONENT	RESULT
9/17	Texas Western	L, 6-27
9/23	Pacific Fleet	L, 13-27
10/1	San Jose State	L, 21-40
10/8	at Utah	L, 0-38
10/15	at Arizona State	L, 21-49
10/22	at Denver	L, 7-35
10/29	at Wyoming	L, 0-45
11/5	Utah State (H)	L, 3-22
11/11	Colorado A&M	L, 14-16
11/19	at Montana	L, 6-25
11/26	at Pepperdine	L, 14-28

1950 Record: 4-5-1 Mountain States (5th) Coach: Chick Atkinson		
DATE	OPPONENT	RESULT
9/16	at Idaho State	W, 14-13
9/23	Arizona State	L, 13-41
9/29	Pepperdine	W, 28-27
10/7	Utah	T, 28-28
10/14	at Colorado A&M	L, 14-27
10/21	at Denver	L, 3-42
11/4	at Utah State	W, 34-13
11/11	Wyoming (H)	L, 0-48
11/17	at Montana	W, 25-6
11/25	Fort Hood	W, 28-4

1951 Record: 6-3-1 Mountain States (5th) Coach: Chick Atkinson		
DATE	OPPONENT	RESULT
9/14	Idaho State	W, 27-7
9/22	Western State	W, 67-7
9/29	Hawaii	W, 20-7
10/6	at Utah	L, 6-7
10/20	at Wyoming	T, 20-20
10/27	at Denver	L, 6-56
11/3	Colorado A&M (H)	W, 21-16
11/10	Utah State	W, 28-27
11/17	at New Mexico	L, 0-34
11/24	at Pepperdine	W, 20-0

1952 Record: 4-6 Mountain States (5th) Coach: Chick Atkinson		
DATE	OPPONENT	RESULT
9/19	San Diego NAS	W, 14-7
9/27	New Mexico	W, 14-10
10/4	at Montana	W, 28-7
10/11	at Utah	L, 6-34
10/25	Denver (H)	W, 14-13
11/1	Wyoming	L, 13-24
11/8	at San Jose State	L, 27-44
11/15	at Utah State	L, 26-27
11/22	at Colorado A&M	L, 6-27
11/29	at Arizona State	L, 6-47

1953 Record: 2-7-1 Mountain States (T-7th) Coach: Chick Atkinson		
DATE	OPPONENT	RESULT
9/19	Montana	W, 27-13
9/25	San Jose State	L, 23-28
10/3	at New Mexico	T, 12-12
10/10	at Idaho	W, 20-14
10/16	Utah State	L, 7-14
10/23	at Denver	L, 19-27
10/31	at Wyoming	L, 0-27
11/7	Colorado A&M (H)	L, 12-34
11/14	at Arizona State	L, 18-26
11/26	at Utah	L, 32-33

1954 Record: 1-8 Mountain States (8th) Coach: Chick Atkinson		
DATE	OPPONENT	RESULT
9/18	New Mexico	L, 12-21
9/24	Arizona State	L, 19-28
10/2	at Colorado A&M	L, 13-14
10/9	Utah	L, 7-12
10/23	Montana (H)	W, 19-7
10/30	at Utah State	L, 13-45
11/6	Denver	L, 0-20
11/13	Wyoming	L, 13-34
11/20	at Idaho	L, 0-7

1955 Record: 1-9 Mountain States (8th) Coach: Chick Atkinson		
DATE	OPPONENT	RESULT
9/17	at Oregon State	L, 0-33
9/24	Los Angeles State	W, 33-0
10/1	at Montana	L, 13-27
10/8	at Utah	L, 9-41
10/21	at Denver	L, 0-33
10/29	at Wyoming	L, 6-14
11/5	Utah State (H)	L, 21-47
11/11	Idaho	L, 6-49
11/19	Colorado A&M	L, 0-35
11/26	at New Mexico	L, 16-21

1956 Record: 2-7-1 Mountain States (7th) Coach: Hal Kopp		
DATE	OPPONENT	RESULT
9/15	at Wichita State	L, 0-13
9/22	Fresno State	L, 13-26
9/29	at Colorado A&M	T, 0-0
10/5	Utah	L, 6-41
10/20	at Montana	L, 14-21
10/27	at Utah State	L, 7-33
11/3	New Mexico (H)	W, 33-12
11/10	at Denver	L, 34-58
11/17	Wyoming	L, 6-7
11/24	^Air Force	W, 34-21

1957 Record: 5-3-2 Mountain States (2nd) Coach: Hal Kopp		
DATE	OPPONENT	RESULT
9/21	at Arizona	T, 14-14
9/28	at Kansas State	L, 7-36
10/4	Montana	W, 20-7
10/12	at Utah	L, 0-27
10/19	at Wyoming	T, 0-0
10/26	Denver (H)	W, 26-6
11/2	Utah State	W, 14-0
11/9	at Fresno State	L, 14-27
11/23	Colorado State	W, 26-9
11/30	at New Mexico	W, 14-12

YEAR	RECORD	COACH
1967	6-4	Hudspeth
1968	2-8	Hudspeth
1969	6-4	Hudspeth
1970	3-8	Hudspeth
1971	5-6	Hudspeth
1972	7-4	Edwards
1973	5-6	Edwards
1974	7-4-1	Edwards
1975	6-5	Edwards
1976	9-3	Edwards
1977	9-2	Edwards
1978	9-4	Edwards
1979	11-1	Edwards
1980	12-1	Edwards
1981	11-2	Edwards
1982	8-4	Edwards
1983	11-1	Edwards
1984	13-0	Edwards
1985	11-3	Edwards
1986	8-5	Edwards
1987	9-4	Edwards
1988	9-4	Edwards
1989	10-3	Edwards
1990	10-3	Edwards
1991	8-3-2	Edwards
1992	8-5	Edwards
1993	6-6	Edwards
1994	10-3	Edwards
1995	7-4	Edwards
1996	14-1	Edwards
1997	6-5	Edwards
1998	9-5	Edwards
1999	8-4	Edwards
2000	6-6	Edwards
2001	12-2	Crowton
2002	5-7	Crowton
2003	4-8	Crowton
2004	5-6	Crowton
2005	6-6	Mendenhall
2006	11-2	Mendenhall
2007	11-2	Mendenhall
2008	10-3	Mendenhall
2009	11-2	Mendenhall
2010	7-6	Mendenhall
2011	10-3	Mendenhall
2012	8-5	Mendenhall
2013	8-5	Mendenhall
2014	8-5	Mendenhall
2015	9-4	Mendenhall
2016	9-4	Sitake
2017	4-9	Sitake
2018	7-6	Sitake
2019	7-6	Sitake
2020	11-1	Sitake
2021	10-3	Sitake
2022	8-5	Sitake
2023	5-7	Sitake
2024	11-2	Sitake
TOTAL	627-445-26 (.583)	

^neutral, (H) Homecoming, (B) bowl game



YEAR-BY-YEAR RESULTS

1958 Record: 6-4 Mountain States
(3rd)
Coach: Hal Kopp

DATE	OPPONENT	RESULT
9/20	Fresno State	W, 29-7
9/27	at Utah	W, 14-7
10/4	at Colorado State	L, 6-32
10/11	at Pacific	L, 8-26
10/18	North Texas State	L, 6-12
10/25	at Montana	W, 41-12
11/1	at Utah State	W, 13-6
11/8	New Mexico (H)	W, 36-19
11/15	at Denver	W, 22-7
11/22	Wyoming	L, 14-22

1959 Record: 3-7 Skyline (T-5th)
Coach: Tally Stevens

DATE	OPPONENT	RESULT
9/19	at Arizona	W, 18-14
9/26	at Fresno State	L, 16-27
10/3	Montana	L, 0-12
10/9	at Utah	L, 8-20
10/17	at Wyoming	L, 6-21
10/24	Denver (H)	L, 7-14
10/31	Utah State	W, 18-0
11/7	at New Mexico	L, 6-21
11/14	at Arizona State	L, 8-21
11/21	Colorado State	W, 14-13

1960 Record: 3-8 Skyline (5th)
Coach: Tally Stevens

DATE	OPPONENT	RESULT
9/16	Cal Poly	W, 34-14
9/23	at San Jose State	L, 8-21
10/1	at Colorado State	L, 7-8
10/7	at Utah	L, 0-17
10/15	Arizona State (H)	L, 0-31
10/22	at Montana	W, 7-6
10/29	at Utah State	L, 0-34
11/5	New Mexico	L, 15-27
11/12	at Denver	W, 19-6
11/19	Wyoming	L, 6-30
11/25	at Hawaii	L, 6-13

1961 Record: 2-8 Skyline (T-5th)
Coach: Hal Mitchell

DATE	OPPONENT	RESULT
9/16	San Jose State	L, 13-14
9/23	at West Texas St.	L, 9-55
9/30	at North Texas St.	L, 30-41
10/7	Montana	W, 7-6
10/14	at Utah	L, 20-21
10/21	at Wyoming	L, 8-36
11/4	Utah State (H)	L, 8-31
11/11	Colorado State	W, 30-16
11/18	at Oregon State	L, 0-35
11/25	at New Mexico	L, 6-34

1962 Record: 4-6 Western Athletic
(T-2nd)
Coach: Hal Mitchell

DATE	OPPONENT	RESULT
9/15	at Pacific	L, 7-26
9/22	at Arizona	L, 21-27
9/29	George Wash.	L, 12-13
10/6	at Colorado State	W, 28-7
10/13	at Utah	L, 20-35
10/20	at Montana	W, 27-0
10/27	at Utah State	L, 21-27
11/3	New Mexico (H)	W, 27-0
11/10	at W. Michigan	L, 20-28
11/17	Wyoming	W, 14-7

1963 Record: 2-8 Western Athletic
(5th)
Coach: Hal Mitchell

DATE	OPPONENT	RESULT
9/21	at Kansas State	L, 7-24
9/28	at Arizona	L, 7-33
10/5	Montana	W, 27-0
10/12	at Utah	L, 6-15
10/19	at Wyoming	L, 13-41
11/2	Utah State (H)	L, 0-26
11/9	at George Wash.	L, 6-23
11/16	at Pacific	L, 0-14
11/23	Colorado State	W, 24-20
11/30	at New Mexico	L, 0-26

1964 Record: 3-6-1 Western Athletic
(5th)
Coach: Tom Hudspeth

DATE	OPPONENT	RESULT
9/19	at Oregon	L, 13-20
9/26	at Arizona	L, 6-39
10/2	New Mexico	L, 14-26
10/10	at Colorado State	L, 6-7
10/17	Pacific	W, 21-0
10/24	at Texas El-Paso	T, 18-18
10/31	Utah State (H)	W, 28-14
11/7	at Utah	L, 13-47
11/14	Western Michigan	W, 43-8
11/21	Wyoming	L, 11-31

1965 Record: 6-4 Western Athletic
(1st)
Coach: Tom Hudspeth

DATE	OPPONENT	RESULT
9/18	at Arizona State	W, 24-6
9/24	Kansas State	W, 21-3
10/2	at Oregon	L, 14-27
10/8	San Jose State	W, 34-7
10/23	at Wyoming	L, 6-34
10/30	at Utah State	L, 21-34
11/6	Utah (H)	W, 25-20
11/13	Colorado State	L, 22-36
11/20	at Arizona	W, 20-3
11/27	at New Mexico	W, 42-8

1966 Record: 8-2 Western Athletic
(T-2nd)
Coach: Tom Hudspeth

DATE	OPPONENT	RESULT
9/24	at San Jose State	W, 19-9
9/30	Colorado State	W, 27-24
10/8	Utah State	W, 27-7
10/14	Arizona State	L, 7-10
10/22	at New Mexico	W, 33-6
10/29	at Arizona	W, 16-14
11/5	Texas El-Paso	W, 53-33
11/12	at Utah	W, 35-13
11/19	Wyoming	L, 14-47
11/26	Pacific	W, 38-0

1967 Record: 6-4 Western Athletic
(3rd)
Coach: Tom Hudspeth

DATE	OPPONENT	RESULT
9/23	New Mexico	W, 44-14
9/29	Western Michigan	W, 44-19
10/7	at Wyoming	L, 10-26
10/14	at Oregon State	W, 31-13
10/21	at UTEP	L, 17-47
10/28	Utah	W, 17-13
11/4	at Utah State	L, 9-30
11/11	Arizona (H)	W, 17-14
11/18	at Arizona State	L, 22-31
11/25	San Jose State	W, 67-8

1968 Record: 2-8 Western Athletic
(7th)
Coach: Tom Hudspeth

DATE	OPPONENT	RESULT
9/21	at W. Michigan	W, 17-7
9/28	Iowa State	L, 20-28
10/12	Wyoming	L, 17-20
10/19	at Arizona	L, 3-19
10/26	UTEP (H)	L, 25-31
11/2	at Utah	L, 20-31
11/9	Utah State	L, 8-34
11/16	Arizona State	L, 12-47
11/23	at New Mexico	W, 35-6
11/30	at San Jose State	L, 21-25

1969 Record: 6-4 Western Athletic (3rd)
Coach: Tom Hudspeth

DATE	OPPONENT	RESULT
9/20	Colorado State	W, 22-20
9/27	at Iowa State	L, 0-10
10/4	at Arizona State	L, 7-23
10/11	New Mexico	W, 41-15
10/18	at Wyoming	L, 7-40
10/25	at UTEP	L, 7-30
11/1	Arizona (H)	W, 31-21
11/8	San Jose State	W, 21-3
11/15	at Utah State	W, 21-3
11/22	Utah	L, 6-16

1970 Record: 3-8 Western Athletic
(7th)
Coach: Tom Hudspeth

DATE	OPPONENT	RESULT
9/12	North Texas State	W, 10-7
9/19	at W. Michigan	L, 17-35
9/26	UTEP	L, 0-17
10/3	at San Diego State	L, 11-31
10/10	at Arizona	L, 17-24
10/17	Arizona State	L, 3-27
10/24	Utah State (H)	W, 27-20
10/31	Wyoming	W, 23-3
11/7	at Colorado State	L, 9-26
11/14	at New Mexico	L, 8-51
11/21	at Utah	L, 13-14

1971 Record: 5-6 Western Athletic
(4th)
Coach: Tom Hudspeth

DATE	OPPONENT	RESULT
9/10	at North Texas St.	W, 41-13
9/18	Colorado State	W, 54-14
9/25	at Kansas State	L, 7-23
10/1	New Mexico	L, 0-14
10/9	at Utah State	L, 7-29
10/16	at Wyoming	W, 35-17
10/23	at Tulsa	W, 25-7
10/30	at UTEP	W, 16-0
11/6	at Arizona State	L, 13-38
11/13	Arizona (H)	L, 14-27
11/20	Utah	L, 15-17

1972 Record: 7-4 Western Athletic
(T-2nd)
Coach: LaVell Edwards

DATE	OPPONENT	RESULT
9/16	Kansas State	W, 32-9
9/23	Utah State	L, 19-42
9/30	at Oregon State	L, 3-29
10/7	at Long Beach St.	W, 38-27
10/14	UTEP (H)	W, 21-14
10/21	Arizona State	L, 17-49
10/28	at Colorado State	W, 44-8
11/4	Wyoming	W, 33-14
11/11	at Arizona	L, 7-21
11/18	at Utah	W, 16-7
11/25	at New Mexico	W, 21-7

1973 Record: 5-6 Western Athletic
(T-4th)
Coach: LaVell Edwards

DATE	OPPONENT	RESULT
9/15	Colorado State	L, 13-21
9/29	Oregon State	W, 37-14
10/6	at Utah State	L, 7-13
10/13	Iowa State (H)	L, 24-26
10/20	at Arizona State	L, 12-52
10/27	at Wyoming	L, 21-41
11/3	New Mexico	W, 56-21
11/10	Arizona	L, 10-24
11/17	Weber State	W, 45-14
11/24	at Utah	W, 46-22
12/1	at UTEP	W, 63-0

1974 Record: 7-4-1 Western Athletic
(1st)
Coach: LaVell Edwards

DATE	OPPONENT	RESULT
9/14	at Hawaii	L, 13-15
9/21	Utah State	L, 6-9
9/28	at Iowa State	L, 7-34
10/5	at Colorado State	T, 33-33
10/12	Wyoming (H)	W, 38-7
10/19	UTEP	W, 45-21
10/26	at Arizona	W, 37-13
11/2	at Air Force	W, 12-10
11/9	Arizona State	W, 21-18
11/16	at New Mexico	W, 36-3
11/23	Utah	W, 48-20
12/28	^Okla. St. (B)	L, 6-16

1975 Record: 6-5 Western Athletic
(T-4th)
Coach: LaVell Edwards

DATE	OPPONENT	RESULT
9/13	Bowling Green	L, 21-23
9/20	at Colorado St.	L, 17-21
9/27	at Arizona St.	L, 0-20
10/3	New Mexico	W, 16-15
10/11	Air Force (H)	W, 28-14
10/25	at Wyoming	W, 33-20
11/1	Arizona	L, 20-36
11/8	at Utah St.	W, 24-7
11/15	Utah	W, 51-20
11/22	at UTEP	W, 20-10
11/29	at S. Mississippi	L, 14-42

1976 Record: 9-3 Western Athletic
(T-1st)
Coach: LaVell Edwards

DATE	OPPONENT	RESULT
9/11	at Kansas St.	L, 3-13
9/18	Colorado St.	W, 42-18
9/25	at Arizona	W, 23-16
10/2	at San Diego St.	W, 8-0
10/9	Wyoming (H)	L, 29-34
10/16	S. Mississippi	W, 63-19
10/23	Utah State	W, 45-14
10/30	Arizona St.	W, 43-21
11/6	UTEP	W, 40-27
11/13	at New Mexico	W, 21-8
11/20	at Utah	W, 34-12
12/18	^Okla. St. (B)	L, 21-49



YEAR-BY-YEAR RESULTS

1977 Record: 9-2 Western Athletic (T-1st) Coach: LaVell Edwards		
DATE	OPPONENT	RESULT
9/10	Kansas State	W, 39-0
9/24	at Utah St.	W, 65-6
9/30	New Mexico	W, 54-19
10/8	at Oregon State	L, 19-24
10/15	at Colorado State	W, 63-17
10/22	at Wyoming	W, 10-7
10/29	Arizona (H)	W, 34-14
11/5	Utah	W, 38-8
11/12	at Arizona State	L, 13-24
11/19	Long Beach State	W, 30-27
11/26	at UTEP	W, 68-19

1978 Record: 9-4 Western Athletic (1st) Coach: LaVell Edwards		
DATE	OPPONENT	RESULT
9/9	at Oregon State	W, 10-6
9/16	at Arizona State	L, 16-24
9/23	Colorado State	W, 32-6
9/30	at New Mexico	W, 27-23
10/7	Utah State (H)	L, 7-24
10/14	at Oregon	W, 17-16
10/21	UTEP	W, 44-0
11/4	Wyoming	W, 48-14
11/11	San Diego State	W, 21-3
11/18	at Utah	L, 22-23
11/25	at Hawaii	W, 31-13
12/2	^UNLV	W, 28-24
12/22	^Navy (B)	L, 16-23

1979 Record: 11-1 Western Athletic (1st) Coach: LaVell Edwards		
DATE	OPPONENT	RESULT
9/8	at Texas A&M	W, 18-17
9/15	Weber State	W, 48-3
9/29	UTEP (H)	W, 31-7
10/5	Hawaii	W, 38-15
10/13	at Utah State	W, 48-24
10/20	at Wyoming	W, 54-14
10/27	New Mexico	W, 59-7
11/3	at Colorado State	W, 30-7
11/9	at Long Beach St.	W, 31-17
11/17	Utah	W, 27-0
11/24	at San Diego State	W, 63-14
12/21	^Indiana (B)	L, 37-38

1980 Record: 12-1 Western Athletic (1st) Coach: LaVell Edwards		
DATE	OPPONENT	RESULT
9/6	at New Mexico	L, 21-25
9/13	San Diego State	W, 35-11
9/20	at Wisconsin	W, 28-3
9/27	Long Beach State	W, 41-25
10/11	Wyoming (H)	W, 52-17
10/18	at Utah State	W, 70-46
10/25	at Hawaii	W, 34-7
11/1	UTEP	W, 83-7
11/8	North Texas State	W, 41-23
11/15	Colorado State	W, 45-14
11/22	at Utah	W, 56-6
11/29	at UNLV	W, 54-14
12/19	^SMU (B)	W, 46-45

1981 Record: 11-2 Western Athletic (1st) Coach: LaVell Edwards		
DATE	OPPONENT	RESULT
9/5	at Long Beach St	W, 31-8
9/12	Air Force	W, 45-21
9/19	at UTEP	W, 65-8
9/26	at Colorado	W, 41-20
10/2	Utah State	W, 32-26
10/10	UNLV (H)	L, 41-45
10/17	at San Diego St.	W, 27-7
10/24	at Wyoming	L, 20-33
10/31	New Mexico	W, 31-7
11/7	at Colorado State	W, 63-14
11/14	at Hawaii	W, 13-3
11/21	Utah	W, 56-28
12/18	^Wash. St. (B)	W, 38-36

1982 Record: 8-4 Western Athletic (1st) Coach: LaVell Edwards		
DATE	OPPONENT	RESULT
9/2	at UNLV	W, 27-0
9/11	at Georgia	L, 14-17
9/25	Air Force	L, 38-39
10/2	at UTEP	W, 51-3
10/9	at New Mexico	W, 40-12
10/16	Hawaii (H)	W, 39-25
10/23	Colorado State	W, 34-18
10/30	at Utah State	L, 17-20
11/6	Wyoming	W, 23-13
11/13	San Diego State	W, 58-8
11/20	at Utah	W, 17-12
12/17	^Ohio State (B)	L, 17-42

1983 Record: 11-1 Western Athletic (1st) Coach: LaVell Edwards		
DATE	OPPONENT	RESULT
9/10	at Baylor	L, 36-40
9/17	Bowling Green	W, 63-28
9/24	at Air Force	W, 46-28
10/1	at UCLA	W, 37-35
10/8	at Wyoming	W, 41-10
10/15	New Mexico (H)	W, 66-21
10/22	at San Diego State	W, 47-12
10/29	Utah State	W, 38-34
11/5	at UTEP	W, 31-9
11/12	Colorado State	W, 24-6
11/19	Utah	W, 55-7
12/23	^Missouri (B)	W, 21-17

1984 Record: 13-0 (National Champs) Western Athletic Conference (1st) Coach: LaVell Edwards		
DATE	OPPONENT	RESULT
9/1	at Pittsburgh	W, 20-14
9/8	Baylor	W, 47-13
9/15	Tulsa	W, 38-15
9/22	at Hawaii	W, 18-13
10/6	at Colorado State	W, 52-9
10/13	Wyoming (H)	W, 41-38
10/20	at Air Force	W, 30-25
10/25	at New Mexico	W, 48-0
11/3	UTEP	W, 42-9
11/10	San Diego State	W, 34-3
11/17	at Utah	W, 24-14
11/24	Utah State	W, 38-13
12/21	^Michigan (B)	W, 24-17

1985 Record: 11-3 Western Athletic (1st) Coach: LaVell Edwards		
DATE	OPPONENT	RESULT
8/29	^Boston College	W, 28-14
9/7	UCLA	L, 24-27
9/14	Washington	W, 31-3
9/21	at Temple	W, 26-24
10/5	at Colorado State	W, 42-7
10/12	San Diego St. (H)	W, 28-0
10/19	at New Mexico	W, 45-23
10/26	at UTEP	L, 16-23
11/2	Wyoming	W, 59-0
11/9	at Utah State	W, 44-0
11/16	Air Force	W, 28-21
11/23	Utah	W, 38-28
12/7	at Hawaii	W, 26-6
12/28	^Ohio State (B)	L, 7-10

1986 Record: 8-5 Western Athletic (2nd) Coach: LaVell Edwards		
DATE	OPPONENT	RESULT
9/6	Utah State	W, 52-0
9/13	New Mexico	W, 31-30
9/20	at Washington	L, 21-52
9/27	Temple	W, 27-17
10/3	Colorado State	L, 20-24
10/18	at Wyoming	W, 34-22
10/25	UTEP (H)	W, 37-13
11/8	at Hawaii	W, 10-3
11/15	Oregon State	L, 7-10
11/22	at Utah	W, 35-21
11/29	at San Diego State	L, 3-10
12/6	at Air Force	W, 23-3
12/30	^UCLA (B)	L, 10-31

1987 Record: 9-4 Western Athletic (2nd) Coach: LaVell Edwards		
DATE	OPPONENT	RESULT
9/2	Pittsburgh	L, 17-27
9/12	at Texas	W, 22-17
9/19	at Texas Christian	L, 12-33
9/26	at New Mexico	W, 45-25
10/2	Utah State	W, 45-24
10/10	Wyoming (H)	L, 27-29
10/24	at Hawaii	W, 16-14
10/31	Air Force	W, 24-13
11/7	San Diego State	W, 38-21
11/14	at UTEP	W, 37-24
11/21	Utah	W, 21-18
12/5	Colorado State	W, 30-26
12/22	^Virginia (B)	L, 16-22

1988 Record: 9-4 Western Athletic (T-3rd) Coach: LaVell Edwards		
DATE	OPPONENT	RESULT
9/1	at Wyoming	L, 14-24
9/8	Texas	W, 47-6
9/17	UTEP	W, 31-27
9/30	Utah State	W, 38-3
10/8	Colorado State (H)	W, 42-7
10/15	Texas Christian	W, 31-18
10/22	at Hawaii	W, 24-23
10/29	New Mexico	W, 65-0
11/5	at San Diego State	L, 15-27
11/12	at Air Force	W, 49-31
11/19	at Utah	L, 28-57
12/3	at Miami	L, 17-41
12/29	^Colorado (B)	W, 20-17

1989 Record: 10-3 Western Athletic (1st) Coach: LaVell Edwards		
DATE	OPPONENT	RESULT
9/2	at New Mexico	W, 24-3
9/7	Washington State	L, 41-46
9/16	at Navy	W, 31-10
9/30	at Utah State	W, 37-10
10/7	Wyoming	W, 36-20
10/14	at Colorado State	W, 45-16
10/21	UTEP (H)	W, 49-24
10/28	at Hawaii	L, 14-56
11/4	Oregon	W, 45-41
11/11	Air Force	W, 44-35
11/18	Utah	W, 70-31
11/25	at San Diego State	W, 48-27
12/29	^Penn State (B)	L, 39-50

1990 Record: 10-3 Western Athletic (1st) Coach: LaVell Edwards		
DATE	OPPONENT	RESULT
9/1	at UTEP	W, 30-10
9/8	Miami	W, 28-21
9/15	Washington State	W, 50-36
9/22	San Diego State	W, 62-34
9/29	at Oregon	L, 16-32
10/13	Colorado State	W, 52-9
10/27	New Mexico (H)	W, 55-31
11/3	at Air Force	W, 54-7
11/10	at Wyoming	W, 45-14
11/17	at Utah	W, 45-22
11/24	Utah State	W, 45-10
12/1	at Hawaii	L, 28-59
12/29	^Texas A&M (B)	L, 14-65

1991 Record: 8-3-2 Western Athletic (1st) Coach: LaVell Edwards		
DATE	OPPONENT	RESULT
8/29	^Florida State	L, 28-44
9/7	at UCLA	L, 23-27
9/21	at Penn State	L, 7-33
9/28	Air Force	W, 21-7
10/4	Utah State	W, 38-10
10/12	UTEP (H)	W, 31-29
10/19	Hawaii	W, 35-18
10/26	at New Mexico	W, 41-23
10/31	at Colorado State	W, 40-17
11/9	Wyoming	W, 52-31
11/16	at San Diego State	T, 52-52
11/23	Utah	W, 48-17
12/30	^Iowa (B)	T, 13-13

1992 Record: 8-5 Western Athletic (1st) Coach: LaVell Edwards		
DATE	OPPONENT	RESULT
9/5	at UTEP	W, 38-28
9/10	San Diego State	L, 38-45
9/19	UCLA	L, 10-17
9/26	at Hawaii	L, 32-36
10/2	Utah State	W, 30-9
10/10	Fresno State (H)	W, 36-24
10/17	at Wyoming	W, 31-28
10/24	at Notre Dame	L, 16-42
10/31	Penn State	W, 30-17
11/7	New Mexico	W, 35-0
11/14	at Air Force	W, 28-7
11/21	at Utah	W, 31-22
12/25	^Kansas (B)	L, 20-23



YEAR-BY-YEAR RESULTS

1993 Record: 6-6 Western Athletic (T-1st) Coach: LaVell Edwards		
DATE	OPPONENT	RESULT
9/4	at New Mexico	W, 34-31
9/11	Hawaii	W, 41-38
9/18	at Colorado State	W, 27-22
9/25	Air Force	W, 30-3
10/9	at UCLA	L, 14-68
10/16	Notre Dame	L, 20-45
10/23	Fresno State (H)	L, 45-48
10/30	at Utah State	L, 56-58
11/11	at San Diego State	W, 45-44
11/20	Utah	L, 31-34
11/27	UTEP	W, 47-16
12/30	^Ohio State (B)	L, 21-28

1994 Record: 10-3 Western Athletic (T-2nd) Coach: LaVell Edwards		
DATE	OPPONENT	RESULT
9/3	at Hawaii	W, 13-12
9/10	at Air Force	W, 45-21
9/17	Colorado State	L, 21-28
9/24	New Mexico	W, 49-47
9/30	Utah State	W, 34-6
10/8	at Fresno State	W, 32-30
10/15	at Notre Dame	W, 21-14
10/22	at UTEP	W, 34-28
10/29	Arizona State (H)	L, 15-36
11/5	N.E. Louisiana	W, 24-10
11/10	San Diego State	W, 35-28
11/19	at Utah	L, 31-34
12/31	^Oklahoma (B)	W, 31-6

1995 Record: 7-4 Western Athletic (T-1st) Coach: LaVell Edwards		
DATE	OPPONENT	RESULT
9/2	at Air Force	L, 12-38
9/9	UCLA	L, 9-23
9/16	San Diego State	W, 31-9
9/30	at Colorado State	W, 28-21
10/14	at Arizona State	L, 21-29
10/21	Wyoming	W, 23-20
10/28	Hawaii (H)	W, 45-7
11/4	Tulsa	W, 45-35
11/11	at New Mexico	W, 31-13
11/18	Utah	L, 17-34
11/25	at Fresno State	W, 45-28

1996 Record: 14-1 Western Athletic (1st) Coach: LaVell Edwards		
DATE	OPPONENT	RESULT
8/24	Texas A&M	W, 41-37
8/31	Arkansas State	W, 58-9
9/14	at Washington	L, 17-29
9/21	New Mexico	W, 17-14
9/28	SMU	W, 31-3
10/4	at Utah State	W, 45-17
10/12	UNLV (H)	W, 63-28
10/19	at Tulsa	W, 55-30
10/26	at TCU	W, 45-21
11/2	UTEP	W, 40-18
11/9	Rice	W, 49-0
11/16	at Hawaii	W, 45-14
11/23	at Utah	W, 37-17
12/7	^Wyoming	W, 28-25 OT
1/1	^Kansas State (B)	W, 19-15

1997 Record: 6-5 Western Athletic (5th) Coach: LaVell Edwards		
DATE	OPPONENT	RESULT
9/6	Washington	L, 20-42
9/20	at Arizona State	W, 13-10
9/27	at SMU	W, 19-16 OT
10/3	Utah State	W, 42-35
10/11	at Rice	L, 14-27
10/18	Hawaii (H)	W, 17-3
10/25	TCU	W, 31-10
11/1	at UTEP	L, 3-13
11/8	Tulsa	W, 49-39
11/15	at New Mexico	L, 28-38
11/22	Utah	L, 14-20

1998 Record: 9-5 Western Athletic (2nd) Coach: LaVell Edwards		
DATE	OPPONENT	RESULT
9/5	at Alabama	L, 31-38
9/12	Arizona State	W, 26-6
9/19	at Washington	L, 10-20
9/26	Murray State	W, 43-9
10/3	at Fresno State	L, 21-31
10/10	UNLV (H)	W, 38-14
10/17	at Hawaii	W, 31-9
10/24	San Jose State	W, 46-43
10/29	San Diego State	W, 13-0
11/7	New Mexico	W, 46-21
11/14	at UTEP	W, 31-14
11/21	at Utah	W, 26-24
12/5	^Air Force	L, 13-20
12/31	^Tulane (B)	L, 27-41

1999 Record: 8-4 Mountain West (T-1st) Coach: LaVell Edwards		
DATE	OPPONENT	RESULT
9/9	Washington	W, 35-28
9/16	Colorado State	W, 34-13
9/25	Virginia	L, 40-45
10/1	at Utah State	W, 34-31 OT
10/9	California (H)	W, 38-28
10/16	at New Mexico	W, 31-7
10/23	at UNLV	W, 29-0
10/30	Air Force	W, 27-20
11/6	at San Diego State	W, 30-7
11/13	at Wyoming	L, 17-31
11/20	Utah	L, 17-20
12/27	^Marshall (B)	L, 3-21

2000 Record: 6-6 Mountain West (T-3rd) Coach: LaVell Edwards		
DATE	OPPONENT	RESULT
8/26	at Florida State	L, 3-29
9/2	at Virginia	W, 38-35 OT
9/9	at Air Force	L, 23-31
9/14	Mississippi State	L, 28-44
9/23	UNLV	W, 10-7
9/30	at Syracuse	L, 14-42
10/6	Utah State	W, 38-14
10/21	San Diego St. (H)	L, 15-16
10/26	Wyoming	W, 19-7
11/2	at Colorado State	L, 21-45
11/18	New Mexico	W, 37-13
11/24	at Utah	W, 34-27

2001 Record: 12-2 Mountain West (1st) Coach: Gary Crowton		
DATE	OPPONENT	RESULT
8/25	Tulane	W, 70-35
9/1	Nevada	W, 52-7
9/8	at California	W, 44-16
9/29	at UNLV	W, 35-31
10/5	Utah State	W, 54-34
10/13	at New Mexico	W, 24-20
10/20	Air Force (H)	W, 63-33
10/27	at San Diego State	W, 59-21
11/1	Colorado State	W, 56-34
11/10	at Wyoming	W, 41-34
11/17	Utah	W, 24-21
12/1	at Mississippi St.	W, 41-38
12/8	at Hawaii	L, 45-72
12/31	^Louisville (B)	L, 10-28

2002 Record: 5-7 Mountain West (7th) Coach: Gary Crowton		
DATE	OPPONENT	RESULT
8/29	Syracuse	W, 42-21
9/6	Hawaii	W, 35-32
9/14	at Nevada	L, 28-31
9/21	at Georgia Tech	L, 19-28
10/4	at Utah State	W, 35-34
10/12	at Air Force	L, 9-52
10/19	UNLV (H)	L, 3-24
10/24	at Colorado State	L, 10-37
11/2	San Diego State	W, 34-10
11/9	Wyoming	W, 35-31
11/16	New Mexico	L, 16-20
11/23	at Utah	L, 13-16

2003 Record: 4-8 Mountain West (4th) Coach: Gary Crowton		
DATE	OPPONENT	RESULT
8/28	Georgia Tech	W, 24-13
9/6	at USC	L, 18-35
9/13	at New Mexico	W, 10-7
9/20	Stanford	L, 14-18
9/27	Air Force	L, 10-24
10/4	at San Diego State	W, 44-36
10/9	Colorado State (H)	L, 13-58
10/18	at Wyoming	L, 10-13
10/25	at UNLV	W, 27-20 OT
10/30	Boise State	L, 12-50
11/15	at Notre Dame	L, 14-33
11/22	Utah	L, 0-3

2004 Record: 5-6 Mountain West (3rd) Coach: Gary Crowton		
DATE	OPPONENT	RESULT
9/4	Notre Dame	W, 20-17
9/11	at Stanford	L, 10-37
9/18	USC	L, 10-42
9/24	at Boise State	L, 27-28
10/2	at Colorado State	W, 31-21
10/8	UNLV	L, 20-24
10/16	Wyoming (H)	W, 24-13
10/23	at Air Force	W, 41-24
11/06	San Diego State	W, 49-16
11/13	New Mexico	L, 14-21
11/20	at Utah	L, 21-52

2005 Record: 6-6 Mountain West (2nd) Coach: Bronco Mendenhall		
DATE	OPPONENT	RESULT
9/3	Boston College	L, 3-20
9/10	Eastern Illinois	W, 45-10
9/24	TCU	L, 50-51 OT
10/1	at San Diego State	L, 10-31
10/8	at New Mexico	W, 27-24
10/15	Colorado State (H)	W, 24-14
10/22	at Notre Dame	L, 23-49
10/29	Air Force	W, 62-41
11/5	at UNLV	W, 55-14
11/12	at Wyoming	W, 35-21
11/19	Utah	L, 34-41 OT
12/22	^California (B)	L, 28-35

2006 Record: 11-2 Mountain West (1st) Coach: Bronco Mendenhall		
DATE	OPPONENT	RESULT
9/2	at Arizona	L, 13-16
9/9	Tulsa	W, 49-24
9/16	at Boston College	L, 23-30 OT
9/23	Utah State	W, 38-0
9/28	at TCU	W, 31-17
10/7	San Diego State	W, 47-17
10/21	UNLV (H)	W, 52-7
10/28	at Air Force	W, 33-14
11/4	at Colorado State	W, 24-3
11/9	Wyoming	W, 55-7
11/18	New Mexico	W, 42-17
11/25	at Utah	W, 33-31
12/21	^Oregon (B)	W, 38-8

2007 Record: 11-2 Mountain West (1st) Coach: Bronco Mendenhall		
DATE	OPPONENT	RESULT
9/1	Arizona	W, 20-7
9/8	at UCLA	L, 17-27
9/15	at Tulsa	L, 47-55
9/22	Air Force (H)	W, 31-6
9/29	at New Mexico	W, 31-24
10/13	at UNLV	W, 24-14
10/20	Eastern Wash.	W, 42-7
11/3	Colorado State	W, 35-16
11/8	TCU	W, 27-22
11/16	at Wyoming	W, 35-10
11/24	Utah	W, 17-10
12/1	at San Diego State	W, 48-27
12/22	^UCLA (B)	W, 17-16

2008 Record: 10-3 Mountain West (3rd) Coach: Bronco Mendenhall		
DATE	OPPONENT	RESULT
8/30	Northern Iowa	W, 41-17
9/6	at Washington	W, 28-27
9/13	UCLA	W, 59-0
9/20	Wyoming	W, 44-0
10/3	at Utah State	W, 34-14
10/11	New Mexico (H)	W, 21-3
10/16	at TCU	L, 7-32
10/25	UNLV	W, 42-35
11/1	at Colorado State	W, 45-42
11/8	San Diego State	W, 41-12
11/15	at Air Force	W, 38-24
11/22	at Utah	L, 24-48
12/20	^Arizona (B)	L, 21-31



YEAR-BY-YEAR RESULTS

2009 Record: 11-2 Mountain West (2nd) Coach: Bronco Mendenhall		
DATE	OPPONENT	RESULT
9/5	^Oklahoma	W, 14-13
9/12	at Tulane	W, 54-3
9/19	Florida State	L, 28-54
9/26	Colorado State	W, 42-23
10/2	Utah State	W, 35-17
10/10	at UNLV	W, 59-21
10/17	at San Diego State	W, 38-28
10/24	TCU (H)	L, 7-38
11/7	at Wyoming	W, 52-0
11/14	at New Mexico	W, 24-19
11/21	Air Force	W, 38-21
11/28	Utah	W, 26-23 OT
12/22	^Oregon State (B)	W, 44-20

2010 Record: 7-6 Mountain West (T-3rd) Coach: Bronco Mendenhall		
DATE	OPPONENT	RESULT
9/4	Washington	W, 23-17
9/11	at Air Force	L, 14-35
9/18	at Florida State	L, 10-34
9/25	Nevada	L, 13-27
10/1	at Utah State	L, 16-31
10/9	San Diego St. (H)	W, 24-21
10/16	at TCU	L, 3-31
10/23	Wyoming	W, 25-20
11/6	UNLV	W, 55-7
11/13	at Colorado State	W, 49-10
11/20	New Mexico	W, 40-7
11/27	at Utah	L, 16-17
12/18	^UTEP (B)	W, 52-24

2011 Record: 10-3 Independent Coach: Bronco Mendenhall		
DATE	OPPONENT	RESULT
9/3	at Ole Miss	W, 14-13
9/10	at Texas	L, 16-17
9/17	Utah	L, 10-54
9/23	UCF	W, 24-17
9/30	Utah State	W, 27-24
10/8	San Jose State (H)	W, 29-16
10/15	at Oregon State	W, 38-28
10/22	Idaho State	W, 56-3
10/28	^TCU	L, 28-38
11/12	Idaho	W, 42-7
11/19	New Mexico State	W, 42-7
12/3	at Hawaii	W, 41-20
12/30	^Tulsa (B)	W, 24-21

2012 Record: 8-5 Independent Coach: Bronco Mendenhall		
DATE	OPPONENT	RESULT
8/30	Washington State	W, 30-6
9/8	Weber State	W, 45-13
9/15	at Utah	L, 21-24
9/20	at Boise State	L, 6-7
9/28	Hawaii	W, 47-0
10/5	Utah State	W, 6-3
10/13	Oregon State (H)	L, 24-42
10/20	at Notre Dame	L, 14-17
10/27	at Georgia Tech	W, 41-17
11/10	Idaho	W, 52-13
11/17	at San Jose State	L, 14-20
11/24	at New Mexico St.	W, 50-14
12/20	San Diego St. (B)	W, 23-6

2013 Record: 8-5 Independent Coach: Bronco Mendenhall		
DATE	OPPONENT	RESULT
8/31	at Virginia	L, 16-19
9/7	Texas	W, 40-21
9/21	Utah	L, 13-20
9/27	Middle Tennessee	W, 37-10
10/4	at Utah State	W, 31-14
10/12	Georgia Tech (H)	W, 38-20
10/19	at Houston	W, 47-46
10/25	Boise State	W, 37-20
11/9	at Wisconsin	L, 17-27
11/16	Idaho State	W, 59-13
11/23	at Notre Dame	L, 13-23
11/30	at Nevada	W, 28-23
12/27	^Washington (B)	L, 16-31

2014 Record: 8-5 Independent Coach: Bronco Mendenhall		
DATE	OPPONENT	RESULT
8/29	at UConn	W, 35-10
9/6	at Texas	W, 41-7
9/11	Houston	W 33-25
9/20	Virginia	W, 41-33
10/3	Utah State	L, 20-35
10/9	at UCF	L, 24-31 OT
10/18	Nevada(H)	L, 35-42
10/24	at Boise State	L 30-55
11/1	at MTSU	W 27-7
11/15	UNLV	W, 42-23
11/22	Savannah State	W, 64-0
11/29	at California	W, 42-35
12/22	^Memphis (B)	L, 48-55 2OT

2015 Record: 9-4 Independent Coach: Bronco Mendenhall		
DATE	OPPONENT	RESULT
9/5	at Nebraska	W, 33-28
9/12	Boise State	W, 35-24
9/19	at UCLA	L, 23-24
9/26	at Michigan	L, 0-31
10/2	UConn	W, 30-13
10/10	East Carolina	W, 45-38
10/16	Cincinnati	W, 38-24
10/24	Wagner	W, 70-6
11/6	at San Jose State	W, 17-16
11/14	^Mizzou	L, 16-20
11/21	Fresno State	W, 52-10
11/28	at Utah State	W, 51-28
12/19	^Utah (B)	L, 28-35

2016 Record: 9-4 Independent Coach: Kalani Sitake		
DATE	OPPONENT	RESULT
9/3	^Arizona	W 18-16
9/10	at Utah	L 19-20
9/17	UCLA	L 14-17
9/24	^West Virginia	L 32-35
9/30	Toledo	W 55-53
10/8	at Michigan State	W 31-14
10/14	Mississippi State	W 28-21/2OT
10/20	at Boise State	L 27-28
11/5	at Cincinnati	W 20-3
11/12	Southern Utah	W 37-7
11/19	UMass	W 51-9
11/26	Utah State	W 28-10
12/21	^Wyoming (B)	W 24-21

2017 Record: 4-9 Independent Coach: Kalani Sitake		
DATE	OPPONENT	RESULT
8/26	Portland State	W 20-6
9/2	^LSU	0 - 27 L
9/9	Utah	13 - 19 L
9/16	Wisconsin	6 - 40 L
9/29	@ Utah State	24 - 40 L
10/6	Boise State (H)	7 - 24 L
10/14	@ Mississippi State	10 - 35 L
10/21	@ East Carolina	17 - 33 L
10/28	San Jose State	41 - 20 W
11/4	@ Fresno State	13 - 20 L
11/10	@ UNLV	31 - 21 W
11/18	UMass	10 - 16 L
11/25	@ Hawaii	30 - 20 W

2018 Record: 7-6 Independent Coach: Kalani Sitake		
DATE	OPPONENT	RESULT
9/1	at Arizona	W 28-23
9/8	California	L 18-21
9/15	at No. 6 Wisconsin	W 24-21
9/22	McNeese State	W 30-3
9/29	at No. 11 Washington	L 7-35
10/5	Utah State	L 20-45
10/13	Hawaii (H)	W 49-23
10/27	Northern Illinois	L 6-7
11/3	at Boise State	L 16-21
11/10	at UMass	W 35-16
11/17	New Mexico State	W 45-10
11/24	at No. 17 Utah	L 27-35
12/21	^Western Mich. (B)	W 49-18

2019 Record: 7-6 Independent Coach: Kalani Sitake		
DATE	OPPONENT	RESULT
8/29	Utah	L, 12-30
9/7	@ Tennessee	W, 29-26 ^{2OT}
9/14	USC	W, 30-27 ^{OT}
9/21	Washington	L, 19-45
9/28	@ Toledo	L, 21-28
10/12	@ South Florida	L, 23-27
10/19	Boise State (H)	W, 28-25
11/2	@ Utah State	W, 42-14
11/9	Liberty	W, 31-24
11/16	Idaho State	W, 42-10
11/23	@ Massachusetts	W, 56-24
11/30	@ San Diego State	L, 3-13
12/24	Hawaii (B)	L, 34-38

2020 Record: 11-1 Independent Coach: Kalani Sitake		
DATE	OPPONENT	RESULT
9/7	at Navy	W, 55-3
9/26	Troy	W, 48-7
10/2	Louisiana Tech	W, 45-14
10/10	UTSA	W, 27-20
10/16	at Houston	W 43-26
10/24	Texas State	W, 52-14
10/31	Western Kentucky	W, 41-10
11/6	at Boise State	W, 51-17
11/21	North Alabama	W, 66-14
12/5	Coastal Carolina	L, 17-22
12/12	San Diego State	W, 28-14
12/22	UCF (B)	W, 49-23

2021 Record: 10-3 Independent Coach: Kalani Sitake		
DATE	OPPONENT	RESULT
9/4	^vs. Arizona	W, 24-16
9/11	Utah	W, 26-17
9/18	Arizona State	W, 27-17
9/25	South Florida	W, 35-27
10/1	at Utah State	W, 34-20
10/9	Boise State (H)	L 17-26
10/16	at Baylor	L, 24-38
10/23	at Washington St.	W, 21-19
10/30	Virginia	W, 66-49
11/6	Idaho State	W, 59-14
11/20	at Ga. Southern	W, 34-17
11/27	at USC	W, 35-31
12/18	vs. UAB (B)	L, 28-31

2022 Record: 8-5 Independent Coach: Kalani Sitake		
DATE	OPPONENT	RESULT
9/3	at USF	W, 50-21
9/10	No. 9 Baylor	W, 26-20 ^{OT}
9/17	at No. 25 Oregon	L, 20-41
9/24	Wyoming	W, 38-24
9/29	Utah State	W, 38-26
10/8	^vs. Notre Dame	L, 20-28
10/15	Arkansas (H)	L, 35-52
10/22	at Liberty	L, 14-41
10/28	East Carolina	L, 24-27
11/5	at Boise State	W, 31-28
11/19	Utah Tech	W, 52-26
11/26	at Stanford	W, 35-26
12/17	^SMU (B)	W, 24-23

2023 Record: 5-7 Big 12 (11th) Coach: Kalani Sitake		
DATE	OPPONENT	RESULT
9/2	Sam Houston St.	W, 14-0
9/9	Southern Utah	W, 41-16
9/16	at Arkansas	W, 38-31
9/23	at Kansas	L, 27-38
9/29	Cincinnati	W, 35-27
10/14	at TCU	L, 11-44
10/21	Texas Tech (H)	W, 27-14
10/28	at No. 7 Texas	L, 6-35
11/4	at West Virginia	L, 7-37
11/11	Iowa State	L, 13-45
11/18	No. 14 Oklahoma	L, 24-31
11/25	at No. 21 Ok. St.	L, 34-40(2ot)

2024 Record: 11-2 Big 12 (T-1st) Coach: Kalani Sitake		
DATE	OPPONENT	RESULT
8/31	Southern Illinois	W, 41-13
9/6	at SMU	W, 18-15
9/14	at Wyoming	W, 34-14
9/21	No. 13 Kansas St.	W, 38-9
9/28	at Baylor	W, 34-28
10/12	Arizona	W, 41-19
10/18	Oklahoma State	W, 38-35
10/26	at UCF	W, 37-24
11/9	at Utah	W, 22-21
11/16	Kansas	L, 13-17
11/23	at No. 21 Arizona St.	L, 23-28
11/30	Houston	W, 30-18
12/28	vs. No. 23 Colorado	W, 36-14

^neutral, (H) Homecoming, (B) bowl game



BYU FOOTBALL 2025

	FINISH	RANK (HIGH)	TOTAL OFF	PASS OFF	RUSH OFF	SCORE OFF	TOTAL DEF	RUSH DEF	PASS DEF	SCORE DEF
1972	7-4	Unranked	361.5	151.4	210.2	22.8	348.9	195.1	153.8	20.6
WAC	T-2nd		4th	4th		3rd	2nd	2nd	4th	1st
NCAA										
1973	5-6	Unranked	437.4	266.4	171.0	30.4	340.8	165.2	175.6	22.5
WAC	T-4th		2nd	1st		3rd	2nd	2nd	5th	3rd
NCAA			8th	2nd		13th				
1974	7-4-1	Unranked	338.5	210.4	210.4	26.9	261.6	111.5	150.2	16.6
WAC	1st		4th	2nd		1st	1st	1st	4th	3rd
NCAA		(15th)		7th				3rd		
1975	6-5	Unranked	356.4	177.6	178.8	22.2	331.7	182.7	149.0	20.7
WAC	T-4th		4th	4th		4th	3rd	2nd	5th	4th
NCAA										
1976	9-3	Unranked	424.4	307.8	116.5	31.9	322.2	154.7	167.0	16.5
WAC	T-1st		1st	1st		1st	2nd	2nd	5th	1st
NCAA		(17th)	6th	1st		8th		24th		
1977	9-2	20th AP	470.2	341.6	128.5	39.4	333.6	160.9	172.8	15.0
WAC	T-1st	16th UPI	1st	1st		1st		3rd	4th	2nd
NCAA		(12th)	3rd	1st		2nd				
1978	9-4	Unranked	364.9	238.2	126.8	25.3	320.2	157.6	162.6	14.7
WAC	1st		5th	1st		2nd	3rd	2nd	6th	1st
NCAA				8th				37th		27th
1979	11-1	13th AP	521.4	368.3	153.1	40.6	277.7	155.0	122.6	11.4
WAC	1st	12th UPI	1st	1st		1st	1st	1st	1st	1st
NCAA		(9th)	1st	1st		1st	29th	37th	40th	12th
1980	12-1	12th AP	535.0	409.8	125.2	46.7	343.0	160.1	182.9	16.5
WAC	1st	11th UPI	1st	1st		1st	2nd	3rd	5th	1st
NCAA		(11th)	1st	1st		1st				
1981	11-2	13th AP	480.3	356.9	123.4	38.7	322.4	138.2	184.2	18.3
WAC	1st	11th UPI	1st	1st		1st	3rd	2nd	4th	2nd
NCAA		(8th)	3rd	1st		1st				
1982	8-4	Unranked	466.2	289.8	176.4	32.5	326.7	168.9	157.8	15.2
WAC	1st	(19th)	1st	1st		2nd	3rd	6th	1st	1st
NCAA			2nd	5th		7th			20th	16th
1983	11-1	7th AP	584.2	381.2	203.0	44.0	376.5	129.9	246.6	20.9
WAC	1st	7th UPI	1st	1st		1st	4th	2nd	9th	3rd
NCAA		(7th)	1st	1st		2nd		26th		50th
1984	13-0	1st AP	486.5	346.2	140.3	36.0	321.3	161.8	159.5	13.8
WAC	1st	1st UPI	1st	1st		1st	2nd	4th	1st	1st
NCAA		(1st)	1st	1st		2nd	32nd		27th	10th
1985	11-3	16th AP	500.2	354.5	145.7	33.5	297.9	124.6	173.3	13.5
WAC	1st	17th UPI	1st	1st		3rd	1st	2nd	1st	1st
NCAA		(7th)	1st	1st		7th	18th	19th	35th	12th
1986	8-5	Unranked	406.6	235.6	168.0	25.0	277.8	88.8	189.0	17.1
WAC	2nd	(9th)	4th	7th		4th	2nd	1st	2nd	1st
NCAA			19th	20th		39th	10th	6th	55th	24th
1987	9-4	Unranked	382.7	291.8	90.9	27.8	353.0	136.6	216.4	22.6
WAC	2nd		6th	5th		6th	4th	2nd	3rd	4th
NCAA			33rd	9th		22nd	51st	23rd	88th	55th
1988	9-4	Unranked	456.9	322.8	134.1	33.4	320.3	131.4	188.8	22.0
WAC	T-3rd	(18th)	3rd	2nd		5th	2nd	2nd	2nd	3rd
NCAA			13th	4th		13th	34th	23rd	55th	52nd
1989	10-3	22 AP	540.4	394.3	146.1	40.3	404.6	137.7	266.9	26.6
WAC	1st	18 UPI	1st	1st		1st	3rd	2nd	9th	3rd
NCAA		(15th)	2nd	2nd	63rd	4th	80th	36th	104th	74th
1990	10-3	22 AP	565.8	448.3	117.4	42.5	390.8	116.3	253.3	23.8
WAC	1st	17 UPI	1st	1st		1st	5th	2nd	1st	4th
NCAA		(4th)	2nd	2nd	88th	2nd	74th	20th	42nd	56th
1991	8-3-2	23rd AP	479.5	343.8	135.8	35.0	431.3	156.8	274.5	25.7
WAC	1st	23rd CNN	1st	1st		1st	6th	3rd	8th	4th
NCAA		(23rd)	5th	2nd	78th	11th	96th	53rd	92nd	74th
1992	8-5	Unranked	459.8	297.9	161.8	29.6	360.0	128.9	231.1	22.9
WAC	T-1st	Unranked	2nd	1st		4th	1st	1st	3rd	2nd
NCAA		(22nd)	7th	5th	51st	16th	60th	23rd	49th	58th
1993	6-6	Unranked	474.7	369.1	105.6	35.5	475.7	227.7	248.0	37.0
WAC	T-1st	(17th)	3rd	1st		2nd	10th	10th	7th	9th
NCAA			9th	2nd	96th	12th	104th	102nd	94th	103rd
1994	10-3	18th AP	457.4	312.9	144.5	29.5	383.6	121.4	262.2	24.5
WAC	T-2nd	10th CNN	2nd	1st		6th	6th	3rd	8th	5th
NCAA		(10th)	9th	3rd	68th	26th	71st	22nd	90th	61st
1995	7-4	Unranked	411.8	315.4	96.5	27.9	377	167.7	209.3	24.4
WAC	T-1st	(25th)	7th	1st		6th	4th	4th	4th	5th
NCAA			28th	5th	103rd	36th	62nd	62nd	61st	58th
1996	14-1	5th AP	478	295.9	182.1	40.8	316.6	124.6	192.0	18.7
WAC	1st	5th CNN	2nd	4th		1st	1st	1st	3rd	1st
NCAA		(5th)	6th	13th		5th	25th	27th	36th	25th
1997	6-5	Unranked	335.6	227.3	108.4	22.7	358.0	164.4	193.6	23.1
WAC	5th PD	(16th)	9th	2nd		9th	10th	10th	10th	7th
NCAA			73rd	39th	99th	68th	52nd	66th	72nd	50th
1998	9-5	Unranked	381.7	236.9	144.8	28.8	273.9	91.2	182.7	19.2
WAC	2nd		5th	1st		3rd	1st	1st	3rd	2nd
NCAA			44th	34th	65th	37th	5th	5th	21st	25th



	FINISH	RANK (HIGH)	TOTAL OFF	PASS OFF	RUSH OFF	SCORE OFF	TOTAL DEF	RUSH DEF	PASS DEF	SCORE DEF
1999	8-4	Unranked	425.6	324.3	101.4	30.2	307.8	102.5	205.3	20.9
MWC	T-1st	(12th)	1st	1st	8th	2nd	2nd	1st	5th	4th
NCAA			13th	8th	100th	28th	21st	14th	39th	32nd
2000	6-6	Unranked	374.0	274.6	100.2	23.3	345.0	121.7	223.3	25.8
MWC	T-3rd		4th	1st	7th	4th	4th	2nd	8th	7th
NCAA			55th	16th	99th	73rd	40th	30th	72th	66th
2001	12-2	25th AP	542.8	325.0	217.9	46.8	448.5	202.8	245.7	30.5
MWC	1st	24th ESPN	1st	1st	3rd	1st	6th	5th	7th	6th
NCAA		(7th)	1st	7th	13th	1st	102nd	95th	88th	85th
2002	5-7	Unranked	381.8	260.8	121.1	22.7	384.7	177.8	206.9	27.8
MWC	7th	(24th)	5th	3rd	6th	7th	5th	7th	3rd	5th
NCAA			50th	27th	88th	87th	69th	91st	48th	72nd
2003	4-8	Unranked	314.6	215.0	99.6	16.3	307.0	130.8	176.2	25.8
MWC	T-4th		7th	4th	7th	8th	2nd	3rd	2nd	7th
NCAA			102nd	64th	108th	109th	14th	33rd	8th	62nd
2004	5-6	Unranked	384.0	279.5	103.2	24.3	378.5	149.3	229.3	26.8
MWC	3rd		3rd	1st	8th	4th	5th	4th	8th	5th
NCAA			48th	12th	102nd	69th	59th	59th	78th	70th
2005	6-6	Unranked	462.4	310.1	152.3	33.0	417.1	147.8	269.3	29.2
MWC	T-2nd		2nd	1st	5th	2nd	7th	3rd	9th	5th
NCAA			13th	6th	51st	24th	91st	57th	104th	83rd
2006	11-2	16th AP	465.5	323.5	141.9	36.8	319.2	114.1	205.1	14.7
MWC	1st	15th USA Today	1st	1st	3rd	1st	3rd	4th	5th	2nd
NCAA		(15th)	4th	4th	53rd	5th	38th	31st	65th	10th
2007	11-2	14th AP	442.8	298.38	144.3	30.1	307.9	97.5	210.4	18.5
MWC	1st	14th USA Today	1st	1st	5th	1st	1st	1st	6th	2nd
NCAA		(14th)	25th	14th	67th	47th	10th	9th	32nd	9th
2008	10-3	25st AP	444.8	310.4	133.7	34.2	355.9	140.3	215.6	21.9
MWC	3rd	21st USA Today	1st	1st	7th	2nd	6th	5th	8th	3rd
NCAA		(7th)	16th	6th	72nd	20th	59th	60th	74th	39th
2009	11-2	12th AP	427.2	281.5	160.3	35.5	329.1	110.2	218.9	21.5
MWC	2nd	12th USA Today	2nd	1st	4th	2nd	4th	2nd	5th	4th
NCAA		(7th)	21st	17th	63rd	11th	28th	21st	63rd	29th
2010	7-6	Unranked	366.5	198.4	168.1	26.2	330.8	138.6	192.2	21.6
MWC	T-3rd	(25th)	5th	5th	3rd	5th	2nd	3rd	3rd	4th
NCAA			73rd	76th	42nd	70th	24th	45th	23rd	32nd
2011	10-3	25th USA Today	405.7	245.4	160.3	30.1	312.9	112.9	200.8	20.4
INDY		Unranked	2nd	2nd	4th	1st	1st	1st	2nd	32nd
NCAA		(25th)	41st	47th	56th	42nd	13th	19th	32nd	22nd
2012	8-5	Unranked	400.4	247.2	153.15	28.7	266.1	86.9	179.2	14.0
INDY		Unranked	3rd	1st	4th	1st	1st	1st	2nd	2nd
NCAA		(25th)	60th	50th	65th	65th	3rd	2nd	10th	3rd
2013	8-5	Unranked	493.7	226.3	267.3	30.2	378.8	159.9	218.9	22.1
INDY			1st	4th	3rd	2nd	2nd	1st	4th	1st
NCAA			14th	73rd	10th	55th	48th	57th	46th	22nd
2014	8-5	Unranked	460.5	278.7	181.8	37.1	391.5	121.8	269.7	27.5
INDY		(18th)	1st	2nd	3rd	1st	1st	1st	4th	2nd
NCAA			26th	26th	47th	14th	56th	20th	112th	71st
2015	9-4	Unranked	424.8	296.5	128.3	33.7	345.7	143.8	201.8	22.8
INDY		(19th)	2nd	1st	3rd	2nd	1st	1st	2nd	2nd
NCAA			49th	21st	111th	40th	23rd	34th	31st	34th
2016	9-4	RV	399.1	197.9	201.2	29.5	365.0	112.8	252.2	19.5
INDY		RV	3rd	3rd	2nd	3rd	2nd	1st	3rd	1st
NCAA			71st	96th	41st	62nd	34th	9th	96th	14th
2017	4-9	Unranked	325.2	194.6	130.5	17.1	372.8	147.6	225.2	24.7
INDY			4th	2nd	4th	4th	3rd	1st	5th	3rd
NCAA			118th	90th	105th	123rd	51st	44th	67th	46th
2018	7-6	Unranked	364.9	211.8	153.2	27.2	324.1	130.1	194.0	21.4
INDY		(20)	5th	4th	3rd	4th	2nd	2nd	2nd	3rd
NCAA			100th	85th	89th	78th	18th	27th	29th	24th
2019	7-6	Unranked	443.8	284.7	159.1	28.5	393.5	167.5	226.0	25.5
INDY		(20)	1st	2nd	3rd	3rd	3rd	3rd	5th	3rd
NCAA			28th	26th	68th	67th	68th	78th	65th	48th
2020	11-1	11	522.2	332.1	190.1	43.5	317.4	119.9	197.5	15.3
INDY		(8)	1st	1st	3rd	1st	2nd	2nd	3rd	2nd
NCAA			6th	8th	44th	3rd	10th	19th	22nd	4th
2021	10-3	19	452.6	264.1	188.5	33.1	388.2	156.3	231.9	24.7
INDY		(10)	1st	3rd	2nd	3rd	4th	4th	4th	4th
NCAA			17th	31st	37th	29th	74th	71st	72nd	51st
2022	8-5	Unranked	426.3	249.7	176.6	31.3	408.1	173.8	234.3	29.5
INDY		(12)	1st	1st	4th	2nd	7th	5th	7th	6th
NCAA			35th	48th	48th	43rd	93rd	97th	81st	96th
2023	5-7	Unranked	309.8	205.4	104.3	23.1	417.7	177.7	240.0	29.8
BIG 12		(12)	14th	14th	14th	13th	11th	12th	9th	11th
NCAA			118th	90th	118th	99th	96th	109th	91st	96th
2024	11-2	13th AP	392.3	231.3	161.0	31.2	308.8	126.3	182.5	19.6
BIG 12		14th Coaches	11th	9th	9th	6th	1st	4th	2nd	1st
NCAA		(7)	59th	60th	68th	40th	13th	33rd	20th	18th



BOWL SEASON

2025-26 SCHEDULE



CRICKET CELEBRATION BOWL
DEC 13 | 12:00 PM | ABC | ATLANTA, GA



LA BOWL HOSTED BY GRONK
DEC 13 | 9:00 PM | ESPN | INGLEWOOD, CA



IS4S SALUTE TO VETERANS BOWL
DEC 16 | 9:00 PM | ESPN | MONTGOMERY, AL



STAFFDNA CURE BOWL
DEC 17 | 5:00 PM | ESPN | ORLANDO, FL



68 VENTURES BOWL
DEC 17 | 8:30 PM | ESPN | MOBILE, AL



MYRTLE BEACH BOWL
DEC 19 | 12:00 PM | ESPN | CONWAY, SC



UNION HOME MORTGAGE GASPARILLA BOWL
DEC 19 | 3:30 PM | ESPN | TAMPA, FL



FAMOUS IDAHO POTATO BOWL
DEC 22 | 2:00 PM | ESPN | BOISE, ID



BOCA RATON BOWL
DEC 23 | 2:00 PM | ESPN | BOCA RATON, FL



NEW ORLEANS BOWL
DEC 23 | 5:30 PM | ESPN | NEW ORLEANS, LA



SCOOTER'S COFFEE FRISCO BOWL
DEC 23 | 9:00 PM | ESPN | FRISCO, TX



SHERATON HAWAI'I BOWL
DEC 24 | 8:00 or 9:00 PM | ESPN | HONOLULU, HI



GAMEABOVE SPORTS BOWL
DEC 26 | 1:00 PM | ESPN | DETROIT, MI



RATE BOWL
DEC 26 | 4:30 PM | ESPN | PHOENIX, AZ



SERVPRO FIRST RESPONDER BOWL
DEC 26 | 8:00 PM | ESPN | DALLAS, TX



GO BOWLING MILITARY BOWL
DEC 27 | 11:00 AM | ESPN | ANNAPOLIS, MD



BAD BOY MOWERS PINSTRIPE BOWL
DEC 27 | 12:00 PM | ABC | BRONX, NY



WASABI FENWAY BOWL
DEC 27 | 2:15 PM | ESPN | BOSTON, MA



POP-TARTS BOWL
DEC 27 | 3:30 PM | ABC | ORLANDO, FL



SNOOP DOGG ARIZONA BOWL
PRESENTED BY GIN & JUICE BY DRE AND SNOOP
DEC 27 | 4:30 PM | CW NETWORK | TUCSON, AZ



ISLETA NEW MEXICO BOWL
DEC 27 | 5:45 PM | ESPN | ALBUQUERQUE, NM



TAXSLAYER GATOR BOWL
DEC 27 | 7:30 PM | ABC | JACKSONVILLE, FL



KINDER'S TEXAS BOWL
DEC 27 | 9:15 PM | ESPN | HOUSTON, TX



BIRMINGHAM BOWL
DEC 29 | 2:00 PM | ESPN | BIRMINGHAM, AL



RADIANCE TECHNOLOGIES INDEPENDENCE BOWL
DEC 30 | 2:00 PM | ESPN | SHREVEPORT, LA



MUSIC CITY BOWL
DEC 30 | 5:30 PM | ESPN | NASHVILLE, TN



VALERO ALAMO BOWL
DEC 30 | 9:00 PM | ESPN | SAN ANTONIO, TX



RELIAQUEST BOWL
DEC 31 | 12:00 PM | ESPN | TAMPA, FL



TONY THE TIGER SUN BOWL
DEC 31 | 2:00 PM | CBS | EL PASO, TX



CHEEZ-IT CITRUS BOWL
DEC 31 | 3:00 PM | ABC | ORLANDO, FL



SRS DISTRIBUTION LAS VEGAS BOWL
DEC 31 | 3:30 PM | ESPN | LAS VEGAS, NV



GOODYEAR COTTON BOWL CLASSIC (CFP QUARTERFINAL)
DEC 31 | 7:30 PM | ESPN | ARLINGTON, TX



CAPITAL ONE ORANGE BOWL (CFP QUARTERFINAL)
JAN 1 | 12:00 PM | ESPN | MIAMI GARDENS, FL



ROSE BOWL GAME (CFP QUARTERFINAL)
PRESENTED BY PRUDENTIAL
JAN 1 | 4:00 PM | ESPN | PASADENA, CA



ALLSTATE SUGAR BOWL (CFP QUARTERFINAL)
JAN 1 | 8:00 PM | ESPN | NEW ORLEANS, LA



LOCKHEED MARTIN ARMED FORCES BOWL
JAN 2 | 1:00 PM | ESPN | FORT WORTH, TX



AUTOZONE LIBERTY BOWL
JAN 2 | 4:30 PM | ESPN | MEMPHIS, TN



DUKE'S MAYO BOWL
JAN 2 | 8:00 PM | ESPN | CHARLOTTE, NC



DIRECTV HOLIDAY BOWL
TBD | TBD | FOX | SAN DIEGO, CA



VRBO FIESTA BOWL (CFP SEMIFINAL)
JAN 8 | 7:30 PM | ESPN | GLENDALE, AZ



CHICK-FIL-A PEACH BOWL (CFP SEMIFINAL)
JAN 9 | 7:30 PM | ESPN | ATLANTA, GA



COLLEGE FOOTBALL PLAYOFF NATIONAL CHAMPIONSHIP
JAN 19 | 7:30 PM | ESPN | MIAMI GARDENS, FL



EAST-WEST SHRINE BOWL
JAN 27 | 7:00 PM | TBD | FRISCO, TX



REESE'S SENIOR BOWL
JAN 31 | 2:30 PM | NFL NETWORK | MOBILE, AL

*All times ET and all Bowls subject to change.



BOWL HISTORY

BYU BOWL RESULTS					
YEAR	OPPONENT	CONFERENCE	BOWL	W/L	SCORE
1974	Oklahoma St.	Big Eight	Fiesta	L	16-6
1976	Oklahoma St.	Big Eight	Tangerine	L	49-21
1978	Navy	Independent	Holiday	L	23-16
1979	Indiana	Big 10	Holiday	L	38-37
1980	SMU	Southwest	Holiday	W	46-45
1981	Washington St.	Pac-10	Holiday	W	38-36
1982	Ohio State	Big 10	Holiday	L	47-17
1983	Missouri	Big Eight	Holiday	W	21-17
1984	Michigan	Big 10	Holiday	W	24-17
1985	Ohio State	Big 10	Citrus	L	10-7
1986	UCLA	Pac-10	Freedom	L	31-10
1987	Virginia	Atlantic Coast	All-American	L	22-16
1988	Colorado	Big Eight	Freedom	W	20-17
1989	Penn State	Independent	Holiday	L	50-39
1990	Texas A&M	Southwest	Holiday	L	65-14
1991	Iowa	Big 10	Holiday	T	13-13
1992	Kansas	Big Eight	Aloha	L	23-20
1993	Ohio State	Big 10	Holiday	L	28-21
1994	Oklahoma	Big Eight	Copper	W	31-6
1996	Kansas St.	Big 12	Cotton	W	19-15
1998	Tulane	C-USA	Liberty	L	41-27
1999	Marshall	Mid-American	Motor City	L	21-3
2001	Louisville	C-USA	Liberty	L	28-10
2005	California	Pac-10	Las Vegas	L	35-28
2006	Oregon	Pac-10	Las Vegas	W	38-8
2007	UCLA	Pac-10	Las Vegas	W	17-16
2008	Arizona	Pac-10	Las Vegas	L	21-31
2009	Oregon State	Pac-10	Las Vegas	W	44-20
2010	UTEP	C-USA	New Mexico	W	52-24
2011	Tulsa	C-USA	Armed Forces	W	24-21
2012	San Diego State	MWC	Poinsettia	W	23-6
2013	Washington	Pac-12	Fight Hunger	L	16-31
2014	Memphis	American	Miami Beach	L	48-55 2OT
2015	Utah	Pac-12	Las Vegas	L	35-28
2016	Wyoming	MWC	Poinsettia Bowl	W	24-21
2018	Western Michigan	MAC	Potato Bowl	W	49-18
2019	Hawai'i	MWC	Hawai'i Bowl	L	34-38
2020	UCF	American	Boca Raton Bowl	W	49-23
2021	UAB	C-USA	Independence Bowl	L	28-31
2022	SMU	American	New Mexico Bowl	W	24-23
2024	Colorado	Big 12	Alamo Bowl	W	36-14
				TOTAL	18-22-1



Linebacker Kyle Van Noy essentially took over for BYU in the 2012 Poinsettia Bowl, where he forced and recovered a fumble for the go-ahead touchdown and minutes later returned an interception for his second-defensive score of the 4th quarter en route to a 23-6 victory over SDSU at Qualcomm Stadium.



LaVell Edwards celebrates BYU's 19-15 Cotton Bowl victory over Kansas State in 1997. It has been the Cougars' only New Year's Day bowl game.



In one of the greatest bowls games in NCAA history, BYU overcame a 45-25 deficit with 4:07 left in the game to win 46-45 in the 1980 Holiday Bowl over SMU, nicknamed the "Miracle Bowl." With 4:07 remaining in the game, SMU scored to go ahead, 45-25. From there the Cougars connected on a TD pass, recovered an on-side kick, scored on a one-yard run by Scott Phillips, and blocked a punt. Finally, with three seconds left on the clock, Jim McMahon connected on a "Hail Mary" pass of 41 yards to Clay Brown.



Quarterback Steve Young caught the game-winning touchdown from running back Eddie Stinnett with under a minute to play vs. Missouri to win the 1983 Holiday Bowl 21-17.



Robbie Bosco led BYU to a 24-17 over Michigan to secure BYU's 1984 National Championship in the Holiday Bowl.



BOWL HISTORY

1974 FIESTA BOWL

OSU	0	7	3	6	16
BYU	6	0	0	0	6

12.28.1974 • TEMPE, AZ • SUN DEVIL STADIUM • ATT: 50,878

TEAM STATISTICS	OKLA. ST.	BYU
Rushes-Yards	55-147	36-120
Passing Yards	77	181
Passes	7-18-0	15-31-3

SCORING:

BYU – Uselman 30-yard field goal
BYU – Uselman 43-yard field goal
OSU – Walker 12-yard run (Daigle kick)
OSU – Daigle 42-yard field goal
OSU – Bain 40-yard pass from Thompson (kick failed)

GAME SUMMARY:

Competing in its first post-season bowl game ever, BYU played WAC host to the Oklahoma State Cowboys before a crowd of 50,878. The Cougars got off to a quick start with two field goals during the first quarter before All-WAC quarterback Gary Sheide suffered a dislocated shoulder right before the quarter ended. He was replaced by junior reserve Mark Giles. The Cowboys took the scoring lead during the second quarter with a touchdown run giving the Cowboys a 7-6 halftime advantage. A field goal from 32 yards out put OSU in front 10-6 at the end of the third quarter. With 1:14 remaining in the game, Oklahoma State scored a touchdown on a 40-yard halfback pass to complete the scoring. The Cougars out-gained Oklahoma State in total yardage, 301-224. Giles was 11 of 26 for 138 yards.

1978 HOLIDAY BOWL

NAVY	0	3	7	13	23
BYU	3	6	7	0	16

12.22.1978 • SAN DIEGO, CA • SAN DIEGO STADIUM • ATT: 48,003

TEAM STATISTICS	NAVY	BYU
Rushes-Yards	58-214	33-74
Passing Yards	138	181
Passes	8-14-1	16-34-2

SCORING:

BYU – Johnson 33-yard field goal
NAVY – Tata 40-yard field goal
BYU – Chronister 10-yard pass McMahon (Johnson kick)
BYU – McMahon 2-yard run (Johnson kick)
NAVY – Tolbert 4-yard run (Tata kick)
NAVY – Tata 28-yard field goal
NAVY – McConkey 65-yard pass from Leszczynski (Tata kick)
NAVY – Tata 27-yard field goal

GAME SUMMARY:

The inaugural Holiday Bowl pitted two teams with local drawing power, the Naval Academy and Brigham Young University. Despite chilly temperatures, the two teams engaged in a hard-hitting battle. Defense dominated the first two quarters. Brent Johnson put the Cougars on the scoreboard first with a 33-yard field goal with 8:26 left in the first quarter. Navy's Bob Tata boomed a 40-yard field goal to tie the score at 3-3. Jim McMahon sent the Cougars ahead with a 10-yard pass to Mike Chronister, but Johnson missed the PAT. McMahon ran another in from two yards out in the third period for a 16-3 BYU lead. Navy cut the lead to 16-10 after three quarters and then tied the game on two field goals in the fourth quarter, but it was a 65-yard pass to Phil McConkey that did the Cougars in. Some 52,500 witnessed the game in person. McConkey was named Best Offensive Player and BYU's Tom Enlow won Best Defensive Player honors. Navy finished the year at 9-3, BYU at 9-4.

1976 TANGERINE BOWL

#14 OSU	7	21	21	0	49
BYU	0	14	0	7	21

12.18.1976 • ORLANDO, FL • CITRUS BOWL • ATT: 37,812

TEAM STATISTICS	OKLA. ST.	BYU
Rushes-Yards	70-375	26-46
Passing Yards	27	209
Passes	2-10-0	23-34-4

SCORING:

OSU – Dawson 36 pass interception (Daigle kick)
BYU – Christensen 1-yard run (Taylor kick)
OSU – Weatherbie 2-yard run (Daigle kick)
OSU – Miller 3-yard run (Daigle kick)
BYU – Thompson 27-yard pass from Nielson (Taylor kick)
OSU – Miller 78-yard run (Daigle kick)
BYU – Lowry 102-yard kickoff return (Taylor kick)
OSU – R. Turner 1-yard run (kick failed)
OSU – Miller 6-yard run (Lisle pass from Weatherbie)
OSU – Miller 1-yard run (Daigle kick)

GAME SUMMARY:

Powerful Oklahoma State, sparked by All-American Terry Miller (173 yards rushing on 23 carries), used four pass interceptions and a fumble recovery to capture the 31st annual Tangerine Bowl. Defensively, the Cowboys yielded only 46 yards rushing. The Cougars, however, stayed close in the first half, which ended 28-14. Dave Lowry returned the second-half kickoff 102 yards (a Tangerine Bowl record) to move the Cougars to within seven at 28-21. From there, it was all Cowboys. Gifford Nielsen completed 23 of 34 passes for 209 yards and one touchdown, but the Cougars could only roll up 255 yards to Oklahoma State's 402. BYU entered the game with a 9-2 record, while Oklahoma State came in after tying for the Big 8 title. Later, the stadium was expanded and the name changed to the Florida Citrus Bowl.

1979 HOLIDAY BOWL

INDIANA	14	7	10	7	38
#9 BYU	14	3	17	3	37

12.21.1979 • SAN DIEGO, CA • SAN DIEGO STADIUM • ATT: 52,200

TEAM STATISTICS	INDIANA	BYU
Rushes-Yards	59-183	30-140
Passing Yards	171	380
Passes	11-30-1	28-43-3

SCORING:

BYU – Lane 1-yard run (Johnson kick)
IND – Stephenson 38-yard pass from Clifford (Kellog kick)
IND – Clifford 1-yard run (Kellog kick)
BYU – Wilson 3-yard run (Johnson kick)
BYU – Johnson 40-yard field goal
IND – Clifford 1-yard run (Kellog kick)
BYU – Jones 13-yard pass from Wilson (Johnson kick)
IND – Harkrader 1-yard run (Kellog kick)
IND – Kellog 26-yard field goal
BYU – Johnson 29-yard field goal
BYU – Lane 15-yard pass from Wilson (Johnson kick)
BYU – Johnson 28-yard field goal
IND – Wilbur 62-yard punt return (Kellog kick)

GAME SUMMARY:

At 11-0, the Cougars were one of the few undefeated, untied teams in the nation and entered the bowl game ranked No. 9 national ranking in the UPI and AP polls. The opportunistic Hoosiers played the Cougars tough, holding a 21-17 lead at the half. BYU jumped ahead in the third quarter, 24-21, on a 13-yard pass from All-American Marc Wilson to Homer Jones. After a back and forth third quarter, Indiana's Tim Wilbur returned a punt 62 yards to give the Hoosiers the lead 38-37 midway through the fourth. With 2:06 remaining in the game, BYU moved the ball 69 yards to the Indiana 10. Then, with 11 seconds left, Brent Johnson missed a 27-yard field goal that would have won the game. Wilson was voted the MVP on offense (28 of 43 for 380 yards) Clay Brown caught nine passes for 142 yards.



BOWL HISTORY

1980 HOLIDAY BOWL

#14 **BYU** 7 6 6 27 46#19 **SMU** 19 10 9 7 45

12.19.1980 • SAN DIEGO, CA • JACK MURPHY STADIUM • ATT: 50,200

TEAM STATISTICS

	SMU	BYU
Rushes-Yards	66-393	24-(-2)
Passing Yards	53	446
Passes	6-11-0	32-49-1

SCORING:

SMU — Dickerson 15-yard run (Garcia kick)
SMU — James 45-yard run (Garcia kick)
SMU — Safety
SMU — Garcia 42-yard field goal
BYU — Brown 64-yard pass from McMahon (Gunther kick)
SMU — James 3-yard pass from McIlhenny (Garcia kick)
SMU — Garcia 44-yard field goal
BYU — Sikahema 83-yard punt return (pass failed)
SMU — Dickerson 1-yard run (pass failed)
BYU — Brown 13-yard pass from McMahon (pass failed)
SMU — Garcia 42-yard field goal
BYU — Phillips 1-yard run (pass failed)
SMU — James 42-yard run (Garcia kick)
BYU — Braga 15-yard pass from McMahon (Pass failed)
BYU — Phillips 1-yard run (pass to Phillips)
BYU — Brown 41-yard pass from McMahon (Gunther kick)

GAME SUMMARY:

One observer said the 1980 Holiday Bowl was actually two ball games--a contest which lasted most of four quarters and another of four minutes duration. SMU controlled the "first game," leaving the Cougars behind 20 points with only minutes remaining. Unfortunately, many fans either turned off their TV sets or left the stadium in San Diego before the "second game" began. In the final four minutes, BYU surged to a stunning 46-45 win. For 56 minutes the Mustangs taught the Cougars a lesson in running the football. The Mustangs' two great running backs, Craig James and Eric Dickerson, rushed for a combined total of 335 yards. With 4:07 remaining in the game, SMU scored to go ahead, 45-25. From there the Cougars connected on a TD pass, recovered an on-side kick, scored on a one-yard run by Scott Phillips and blocked a punt. Finally, with three seconds left on the clock, Jim McMahon connected on a "Hail Mary" pass of 41 yards to Clay Brown. With the score tied, Kurt Gunther kicked the extra point to send BYU fans streaming onto the field. McMahon was 32 of 49 passes for 446 yards. It may have been the most exciting bowl game ever, with the Cougars getting 21 points in the final 2:33. Ironically, four passes on conversion attempts had failed before McMahon hit Phillips after the next-to-last touchdown to cut a 45-31 deficit to 45-39 and put the Cougars in a position to win the game with one more score. The 50-yard drive was set up when Todd Shell recovered a Brent Johnson on-side-kick at midfield. SMU got the ball back with 1:57 but had to punt. The kick was blocked by defensive back Bill Schoepflin and recovered by the SMU punter, Eric Kaifes, with 13 seconds left. McMahon threw one incomplete pass intended for Brown and another for Lloyd Jones before unleashing the famous pass to Brown in the end zone with no time left on the clock.



Jim McMahon connected with Clay Brown on a 41-yard TD pass with three seconds left on the clock to complete one of the greatest comebacks in NCAA bowl history as BYU defeated SMU 46-45 in the 1980 Holiday Bowl.

1981 HOLIDAY BOWL

#14 **BYU** 7 17 7 7 38**WASHINGTON ST.** 0 7 21 8 36

12.18.1981 • SAN DIEGO, CA • JACK MURPHY STADIUM • ATT: 52,419

TEAM STATISTICS

	WASH ST.	BYU
Rushes-Yards	53-245	32-69
Passing Yards	106	368
Passes	8-25-2	28-44-0

SCORING:

BYU — Plater 35-yd pass fr. McMahon (Gunther kick)
BYU — Hudson 7-yd pass fr. McMahon (Gunther kick)
WSU — Turner 2-yd run (Leland kick)
BYU — Gunther 20-yd field goal
BYU — Hamilton 1-yd run (Gunther kick)
BYU — Holmoe 35-yd interception return (Gunther kick)
WSU — Lavomme 18-yd run (Beech pass)
WSU — Williams 5-yd run (pass failed)
WSU — Turner 13-yd run (Leland kick)
BYU — Pettis 11-yd pass fr. McMahon (Gunther kick)
WSU — Martin 1-yd run (Turner run)

GAME SUMMARY:

BYU held a 24-7 lead at halftime, then pushed the score to 31-7 when Tom Holmoe intercepted a pass and returned it 35 yards to give the WAC champions a comfortable edge. With 59 seconds left in the third quarter, Washington State scored to make it 31-28. But Jim McMahon took over moving BYU 82 yards for a score to stretch the lead to 38-28. McMahon was 27 of 43 with no interceptions and three touchdowns. Tight end Gordon Hudson collected seven catches for 126 yards and a touchdown. Dan Plater also caught a touchdown pass and Waymon Hamilton scored on the ground. Washington State quarterbacks Clete Casper and Ricky Turner completed only eight passes for 106 yards but Turner had 82 yards rushing while Don LaBomme had 79.

1982 HOLIDAY BOWL

#17 **OHIO ST** 3 14 17 13 47**BYU** 0 10 0 7 17

12.17.1982 • SAN DIEGO, CA • JACK MURPHY STADIUM • ATT: 52,533

TEAM STATISTICS

	OHIO STATE	BYU
Rushes-Yards	66-329	18-60
Passing Yards	132	352
Passes	11-19-0	28-46-1

SCORING:

OSU — Spangler 47-yard field goal
BYU — Balholm 7-yard pass from Young (Gunther kick)
OSU — Spencer 61-yard run (Spangler kick)
OSU — Tomzak 3-yard run (Spangler kick)
BYU — Gunther 39-yard field goal
OSU — Broadnax 1-yard run (Spangler kick)
OSU — Spencer 18-yard run (Spangler kick)
OSU — Spangler 37-yard field goal
OSU — Gayle 1-yard run (Spangler kick)
BYU — Hudson 13-yard pass from Young (Gunther kick)
OSU — Gayle 5-yard run (kick failed)

GAME SUMMARY:

The Cougars had their two-game Holiday Bowl win streak snapped by Ohio State, 47-17. BYU's bubble burst at the outset of the third quarter, when the Buckeyes reeled off 17 unanswered points. Tim Spencer blew through the Cougar defense for 167 yards, including a record-setting 61-yard touchdown run in the second quarter that put Ohio State up, 10-7. Steve Young completed 27 of 45 passes for 341 yards. The Cougars turned the ball over three times inside the 30 and saw the Buckeyes convert each turnover into a score. The Cougars took the lead early in the second quarter with a seven-yard strike to Neil Balholm. But Spencer's long gallop and a blocked punt put the Buckeyes up, 17-10, at halftime. Big fullback Vaughn Broadnax scored on the opening drive of the second half, and on the next play, Young was intercepted and Spencer ran 18 yards to put Ohio State in control for good. BYU's only other score came midway through the fourth quarter when Gordon Hudson caught a 13-yard pass. Ten different Cougars caught passes, led by Hudson with seven receptions for 81 yards and Balholm with 58 yards receiving.



BOWL HISTORY

1983 HOLIDAY BOWL

#9 BYU	0	7	7	7	21
MISSOURI	7	3	0	7	17

12.23.1983 • SAN DIEGO, CA • JACK MURPHY STADIUM • ATT: 51,480

TEAM STATISTICS

	MISSOURI	BYU
Rushes-Yards	64-252	25-42
Passing Yards	86	328
Passes	7-16-2	25-37-3

SCORING:

MO — Drain 2-yard run (Burditt kick)
BYU — Young 10-yard run (Johnson kick)
MO — Burditt 37-yard field goal
BYU — Stinnett 33-yard pass from Young (Johnson kick)
MO — Drain 2-yard run (Burditt kick)
BYU — Young 14-yard pass from Stinnett (Johnson kick)

GAME SUMMARY:

Yet another chapter was added to the saga of impossible, thrilling Holiday Bowl finishes when BYU defeated Missouri, 21-17. The game was billed as a classic matchup between Missouri's stubborn defense and BYU's explosive offense, led by quarterback Steve Young. Missouri held BYU to just 167 yards and seven points in the first half, while BYU's defense allowed the Tigers only 157 yards and 10 points. Missouri got its first-half points on a two-yard run by Eric Drain and a 37-yard field goal by Brad Burditt. BYU's touchdown came on a 10-yard quarterback draw by Young. In the second half, Young hit Eddie Stinnett with a 33-yard touchdown pass. Missouri came right back with another two-yard plunge by Drain. A valiant goal-line stand by BYU gave the Cougars the ball on the six-yard-line with 3:57 left in the game. Led by Young, the Cougars moved down the field to the Missouri 15 with under a minute to play. On first-and-10 at the Tigers' 15, Young handed to Stinnett, who faked a sweep right and threw back across the field to Young. The Stinnett pass barely cleared the outstretched hands of Missouri's Bobby Bell allowing Young to gather it in and scramble 15 yards to the end zone. The PAT gave BYU a 21-17 lead with 23 seconds left. Kyle Morrell intercepted a Missouri desperation pass at the BYU two-yard line and returned it to the 17 to seal the win.

1985 CITRUS BOWL

#17 OHIO ST	0	3	7	0	10
#9 BYU	0	7	0	0	7

12.28.1985 • ORLANDO, FL • CITRUS BOWL • ATT: 50,920

TEAM STATISTICS

	OHIO STATE	BYU
Rushes-Yards	42-133	22-88
Passing Yards	196	261
Passes	19-36-0	26-50-4

SCORING:

OSU — Spangler 47-yard field goal
BYU — Miles 38 yard pass from Bosco (Webster kick)
OSU — Kolic 14 pass interception (Spangler kick)

GAME SUMMARY:

In what promised to be an offensive showdown between pass-happy BYU (11-2) and rough and tumble Ohio State (8-3), two of the nation's top defenses took center stage. In fact, the game's only touchdowns were produced by a noseguard on an interception and a reserve wide receiver on a broken play. Buckeye kicker Rich Spangler tallied the first points of the game with a 47-yard field goal early in the second quarter to give Ohio State a 3-0 lead. BYU attempted to answer with a long drive of its own, only to come away empty after Vai Sikahema fumbled on an apparent touchdown plunge. Before the first half ended, quarterback Robbie Bosco rolled left, whirled right and found wide receiver David Miles on a 38-yard strike to give the Cougars a 7-3 halftime lead. In the second half, Ohio State noseguard Larry Kolic intercepted Bosco and took it in for a touchdown to give the Buckeyes a 10-7 lead. Leon White and Kyle Whittingham recovered fumbles but Kolic got another interception and Terry White intercepted two in the end zone to stop BYU threats—one with 3:38 to play and again with three seconds left. Ohio State was the benefactor of six Cougar turnovers, and the Buckeyes went home the victor. Mark Bellini had 89 yards receiving while Lakei Heimuli added 10 receptions for 77 yards.

1984 HOLIDAY BOWL

MICHIGAN	0	7	7	3	17
#1 BYU	0	10	0	14	24

12.21.1984 • SAN DIEGO, CA • JACK MURPHY STADIUM • ATT: 61,243

TEAM STATISTICS

	MICHIGAN	BYU
Rushes-Yards	49-120	27-112
Passing Yards	82	371
Passes	7-15-1	35-49-3

SCORING:

BYU — Smith 5-yard run (Johnson kick)
UM — Rogers 5-yard run (Bergeron kick)
BYU — Johnson 31-yard field goal
UM — Perryman 10-yard pass from Zurbrugg (Bergeron kick)
UM — Bergeron 32-yard field goal
BYU — Kozlowski 7-yard pass from Bosco (Johnson kick)
BYU — Smith 13-yard pass from Bosco (Johnson kick)

GAME SUMMARY:

Holiday Bowl VII lived up to all the glamour and excitement of the previous six bowls, plus it had a new dimension--national championship luster--thanks to BYU's undefeated, untied season and No. 1 ranking. The 24-17 Cougar victory marked the first time in years that a non-New Year's Day bowl game determined the national championship. The contest was played in typical Holiday Bowl fashion. After a scoreless first quarter in which Cougar quarterback Robbie Bosco was forced to the sideline with an injured knee and ankle, the game began to develop drama. BYU scored first with 8:37 left in the first half on a five-yard run by Kelly Smith. The touchdown was set up when a limping Bosco returned to the lineup and engineered an 80-yard drive. The Wolverines responded by putting together an 80-yard scoring drive of their own, culminating on Rick Rogers' five-yard touchdown run up the middle. The PAT tied the score at seven. The tie was short-lived however, as a 31-yard field goal by Lee Johnson with time running out in the first half gave BYU a 10-7 lead at the break. Midway through the third period, Michigan went on top for the first time at 14-10 on a 10-yard scoring strike from Bob Zurbrugg to Bob Perryman. The Wolverines added to their lead when Bob Bergeron nailed a 32-yard field goal to make the Michigan lead 17-10 with 14:14 to play. The Cougar offense then produced an 80-yard drive that culminated with a seven-yard Bosco-to-Glen Kozlowski touchdown pass to tie the game at 17 with 10:51 to go. Bosco's 13-yard scoring toss to Smith with 1:23 remaining made it 24-17. Two plays later Marv Allen intercepted a pass to clinch a 13-0 season and the 1984 national championship. David Mills finished with 11 catches for 103 yards receiving and Smith had 10 for 88. Lakei Heimuli led BYU with 82 yards rushing while Bob Perryman had 110 for Michigan.



LaVell Edwards addresses the media following the Cougars 24-17 victory over Michigan in the 1984 Holiday Bowl. The win clinched BYU's first-ever perfect season at 13-0 and extended its consecutive-game winning streak to 24-straight. A few weeks later BYU would be crowned national champions and Edwards named national coach of the year.



1986 FREEDOM BOWL

#15 UCLA	7	0	17	7	31
BYU	3	0	0	7	10

12.30.1986 • ANAHEIM, CA • ANAHEIM STADIUM • ATT: 55,422

TEAM STATISTICS

	UCLA	BYU
Rushes-Yards	49-423	43-73
Passing Yards	95	221
Passes	8-21-1	25-43-3

SCORING:

BYU – Chitty 32-yard field goal
UCLA – Green 3-yard run (Franeý kick)
UCLA – Green 1-yard run (Franeý kick)
UCLA – Franeý 49-yard field goal
UCLA – Green 79-yard run (Franeý kick)
UCLA – Dorrell 13-yard pass from Green (Franeý kick)
BYU – Hansen 3-yard run (Chitty kick)

GAME SUMMARY:

Although BYU failed to win the WAC title, the Cougars kept alive an impressive streak of nine bowl appearances in a row by being invited to the third annual Freedom Bowl. There they met familiar foe UCLA. The two teams had met in 1985 when the Bruins came from behind to win a tough game in Provo, 27-24. The Freedom Bowl, however, proved different as UCLA outstanding running back Gaston Green broke open a close game in the third quarter and the Bruins went on to win 31-10. Green finished with 266 yards on 33 carries. The first half was all defense as the two teams punted nine times in the first 30 minutes. BYU struck first when linebacker Andy Katoa recovered a UCLA fumble at the Bruin 47 and Leonard Chitty put the Cougars ahead 3-0 with a 32-yard field goal. UCLA stormed ahead to stay with a 71-yard touchdown drive highlighted by a 49-yard run on a reverse by Bruin receiver Karl Dorrell. From then on, it was UCLA most of the way. Cougar quarterbacks Bob Jensen and Mike Young managed to pass for over 200 yards, but UCLA and Green did most of the damage. Costly injuries to standouts Mark Bellini and Katoa hindered the Cougar effort, but Outland Trophy winner Jason Buck turned in another strong effort.

1988 FREEDOM BOWL

BYU	7	0	7	6	20
COLORADO	7	7	0	3	17

12.29.1988 • ANAHEIM, CA • ANAHEIM STADIUM • ATT:35,941

TEAM STATISTICS

	COLORADO	BYU
Rushes-Yards	60-273	42-152
Passing Yards	64	168
Passes	5-16-2	15-27-1

SCORING:

COL – Bieniemy 1-yard run (Blottiaux kick)
BYU – Salido 19-yard pass from Covey (Chaffetz kick)
COL – Bieniemy 1-yard run (Blottiaux kick)
BYU – Cutler 14-yard pass from Detmer (Chaffetz kick)
COL – Blottiaux 19-yard field goal
BYU – Chaffetz 31-yard field goal
BYU – Chaffetz 35-yard field goal

GAME SUMMARY:

A star was born in the fifth annual Freedom Bowl when Ty Detmer came off the bench to earn MVP honors while leading the Cougars to an upset victory over Colorado. Cool weather didn't hamper diminutive Eric Bieniemy, who rushed 33 times for 144 yards and two touchdowns. But his heroics couldn't offset Detmer's 11 for 17 and 129 yards in the second half. Scott Peterson made an interception to set up the game-winning field goal. It was an exciting contest for the 35,941 fans (49,694 tickets were sold) in attendance. A fumble at midfield led to the Buffaloes' first score, before Sean Covey found Mike Salido to tie the score. An interception in the end zone stopped a BYU drive early in the second quarter as the Cougars trailed at the half, 14-7. A Detmer to Chuck Cutler pass tied the game in the third quarter but Colorado took a 17-14 lead early in the final quarter. BYU then moved from its own four to the Buffalo 14 and tied the game with 4:11 left on a 31-yarder by Chaffetz. Three plays later, Peterson's interception and a 15-yard penalty put the ball at the Colorado 32. With 2:33 left, Chaffetz booted a 35-yarder for the victory. Halfback Matt Bellini carried eight times for 78 yards and caught four passes for 41 yards.

1987 ALL-AMERICAN BOWL

VIRGINIA	7	7	7	0	22
BYU	3	0	6	7	16

12.22.1987 • BIRMINGHAM, AL • LEGION FIELD • ATT: 37,000

TEAM STATISTICS

	VIRGINIA	BYU
Rushes-Yards	43-187	26-95
Passing Yards	162	394
Passes	10-19-2	37-61-1

SCORING:

BYU – Chitty 20-yard field goal
UVA – Secules 2-yd run (Inderlied kick)
UVA – Morgan 25-yd run (Inderlied kick)
BYU – Whittingham 8-yd run (pass failed)
UVA – Ford 22-yd pass from Secules (Wilson pass)
BYU – Whittingham 1-yd pass from Covey (Chitty kick)

GAME SUMMARY:

The Cougars' 10th-consecutive bowl appearance included several records, but BYU lost 22-16 in its first-ever meeting with Virginia. Sean Covey attempted 61 passes, David Miles had 188 yards in receptions and Pat Thompson only punted once, but BYU fell short. Chitty, who set a season best for field goals (18) and consecutive PATs (29), missed from 51 and 47 yards as Virginia took a 14-3 lead into the intermission. BYU got to the Virginia two-yard-line midway through the third quarter only to have a fourth-down pass tipped away. Later, Freddie Whittingham scampered eight yards to cut the lead to 14-9 at the end of the third quarter. Virginia then went on a 76-yard drive to go ahead 22-9 with 11 minutes left. BYU answered with a one-yard TD pass to Whittingham with seven minutes remaining, but that was as close as the Cougars would get.

1989 HOLIDAY BOWL

#18 PENN ST.	3	9	17	21	50
#19 BYU	3	10	13	13	39

12.29.1989 • SAN DIEGO, CA • JACK MURPHY STADIUM • ATT: 61,113

TEAM STATISTICS

	PENN STATE	BYU
Rushes-Yards	54-249	23-75
Passing Yards	215	576
Passes	11-21-14	2-59-2

SCORING:

PSU – Tarasi 30-yard field goal
BYU – Chaffetz 20-yard field goal
PSU – Smith 24-yard pass from Sacca (kick failed)
BYU – Detmer 1-yard run (Chaffetz kick)
PSU – Tarasi 36-yard field goal
BYU – Chaffetz 22-yard field goal
PSU – Tarasi 51-yard field goal
PSU – Thompson 16-yard run (Tarasi kick)
BYU – Detmer 1-yard run (kick failed)
PSU – Thompson 14-yard run (Tarasi kick)
BYU – Boyce 12-yard pass from Detmer (Chaffetz kick)
PSU – Thomas 7-yard run (run failed)
PSU – Daniels 52-yard pass from Sacca (pass failed)
BYU – Whittingham 10-yard run (Chaffetz kick)
BYU – Nyberg 3-yard pass from Detmer (pass failed)
PSU – Collins 2-point conversion interception return
PSU – Brown 53 fumble return (kick)

GAME SUMMARY:

Two unusual plays late in the game kept BYU from downing Penn State and offset 576 yards passing by Ty Detmer—the highest total ever in a bowl game. BYU trailed 41-26 with nine and a half minutes remaining and scored twice to cut the lead to 41-39 with 2:30 to play. The two-point conversion try to tie the game was intercepted in the end zone by Penn State linebacker Andre Collins and returned 102 yards for two points. Down 43-39, the Cougars forced the Lions to punt, giving BYU the ball on its own 12 with two minutes left. Passes to Brent Nyberg, Matt Bellini, Chris Smith and Andy Boyce moved the ball to the Penn State 38 with a minute left to play. Then, Penn State safety Gary Brown stripped the ball from Detmer at the Penn State 47 and raced 53 yards for the score. BYU finished the season ranked 18th in the UPI poll and 22nd in the others.



1990 HOLIDAY BOWL

TEXAS A&M	14	23	7	21	65
#13 BYU	7	0	7	0	14

12.29.1990 • SAN DIEGO, CA • JACK MURPHY STADIUM • ATT: 61,441

TEAM STATISTICS

Rushes-Yards
Passing Yards
Passes

OKLA. ST.

64-356
324
16-18-0

BYU

21-(-12)
197
15-32-1

SCORING:

TAM — R. Wilson 1-yard run (Talbot kick)
BYU — C. Smith 8-yard pass from Detmer (kick)
TAM — D. Lewis 6-yard run (Talbot kick)
TAM — Richardson 6-yard run (kick)
TAM — Safety
TAM — Richardson 22 pass from D. Lewis (kick)
TAM — Garrett 6-yard pass from Richardson (Talbot kick)
BYU — Clark 1-yard pass from Evans (kick)
TAM — Richardson 27-yard run (kick)
TAM — D. Lewis 3-yard run (Talbot kick)
TAM — Paterson 14-yard pass from Pavlas (kick)
TAM — Krah 9-yard pass from Pavlas (Talbot kick)

GAME SUMMARY:

The Cougars entered the game beat up. Defensive backs Tony Crutchfield and Norm Dixon weren't able to suit up and Heisman Trophy winner Ty Detmer was playing with a slight separation in his non-throwing shoulder. The second-largest Holiday Bowl crowd ever (61,441) watched the Aggies march 80 yards in 13 plays to take a 7-0 lead. The Cougars tied the score on an eight-yard Detmer-to-Chris Smith touchdown pass, but after that, the game was all Texas A&M. The Aggies went on to score 23 points in the second quarter en route to a 37-7 halftime lead. With the game out of hand, the big story was William Thomas' crunching sack that separated Detmer's throwing shoulder and put him out of the game early in the third quarter. The Aggies continued to dominate by racking up nearly 200 yards rushing in the second half. Texas A&M's Richardson would go on to be named Offensive Player of the Game by piling up 344 yards in total offense. Thomas was named the top defensive player. BYU finished the season ranked 17th by UPI, 20th by CNN/USA Today and 22nd by AP. BYU had been as high as fourth prior to its first loss.

1991 HOLIDAY BOWL

BYU	0	6	0	7	13
#7 IOWA	6	7	0	0	13

12.30.1991 • SAN DIEGO, CA • JACK MURPHY STADIUM • ATT: 60,646

TEAM STATISTICS

Rushes-Yards
Passing Yards
Passes

IOWA

33-125
221
19-28-1

BYU

33-80
350
29-44-1

SCORING:

Iowa — Saunders 13-yard run (kick failed)
Iowa — Saunders 5-yard run (Skillet kick)
BYU — Tuipulotu 9-yard pass from Detmer (kick failed)
BYU — Anderson 26-yard pass from Detmer (kick)

GAME SUMMARY:

Ty Detmer turned in another great performance in his last appearance as a Cougar, passing for 350 yards and two touchdowns against a team that led the Big 10 in defense and sacks. Quarterback Matt Rodgers led 7th ranked Iowa on a 74-yard scoring march on the game's opening drive. The Hawkeyes also scored on another long drive in the second quarter. Down 13-0, BYU finally got things rolling when Detmer found fullback Peter Tuipulotu for a touchdown. The PAT failed and the halftime score was 13-6. BYU opened the fourth with an 87-yard drive that culminated with a Detmer-to-Tyler Anderson touchdown from 29 yards out. Earl Kauffman connected on the PAT to tie the score at 13. Each team threatened to score late in the fourth quarter. Iowa missed a 40-yard field goal with 4:19 left. On the game's final drive the Cougars moved inside the Iowa 20 with 33 seconds left to play, but Detmer's pass to tight end Byron Rex was tipped and picked off by Hawkeye safety Carlos James in the end zone to preserve the tie. BYU finished the season ranked 23rd in the AP and CNN/USA Today polls. Iowa was 10th in both polls.

1992 ALOHA BOWL

KANSAS	9	3	0	11	23
BYU	7	7	6	0	20

12.25.1992 • HONOLULU, HI • ALOHA STADIUM • ATT: 42,933

TEAM STATISTICS

Rushes-Yards
Passing Yards
Passes

KANSAS

49-172
200
12-24-0

BYU

32-142
262
15-31-1

SCORING:

BYU — Heimuli 94-yard kickoff return (Lauder kick)
KU — Harris 74-yard pass from Gay (Eichloff kick)
KU — Safety, Stubblefield
BYU — Willis 29-yard run (Lauder kick)
KU — Eichloff 42-yard field goal
BYU — Sterling 10-yard pass from Young (pass failed)
KU — Hilleary 1-yard run (Hilleary run)
KU — Eichloff 48-yard field goal

GAME SUMMARY:

Kansas kicker Dan Eichloff booted a 48-yard field goal with 2:57 left to play, giving the Jayhawks a victory over BYU, the WAC tri-champion. Tom Young, who completed 15 of 31 passes for 262 yards in his first varsity start, was named Most Valuable Player for BYU. Tackle Dana Stubblefield, who had three of the six sacks on Young, won the honor for Kansas. The Cougars took an early lead when Hema Heimuli took the opening kickoff 94 yards for a score. Kansas tied the game two plays later when wide receiver Matt Gay threw a 74-yard touchdown pass to tight end Rodney Harris. BYU took a 14-9 lead in the second quarter when Jamal Willis ran 29 yards for a score. Eichloff then cut the halftime score to 14-12 with a 42-yard field goal. But the kicking game would prove the downfall as the Cougars missed a 36-yard field goal in the first quarter as well as a 31-yarder and missed an extra point attempt in the third quarter. Young threw 10 yards to Otis Sterling for the only score of the third quarter. Kansas quarterback Chip Hilleary then tied the game by directing a 75-yard drive in a minute and a half, scoring the touchdown and then running for a two-point conversion.

1993 HOLIDAY BOWL

OHIO STATE	14	7	7	0	28
BYU	7	14	0	0	21

12.30.1993 • SAN DIEGO, CA • JACK MURPHY STADIUM • ATT: 52,108

TEAM STATISTICS

Rushes-Yards
Passing Yards
Passes

OHIO STATE

56-330
61
6-13-0

BYU

26-50
389
25-44-1

SCORING:

OSU — Patillo 4-yard punt return
BYU — Willis 27-yard pass from Walsh (Herrick kick)
OSU — Harris 2-yard run (Williams kick)
OSU — Harris 2-yard run (Williams kick)
BYU — Lewis 8-yard pass from Walsh (Herrick kick)
BYU — Doman 27-yard pass from Walsh (Herrick kick)
OSU — Harris 1-yard run (Williams kick)

GAME SUMMARY:

BYU had four downs and 32 seconds to tie or win the game from the OSU six-yard line, but four-straight John Walsh passes into the end zone fell to the ground and OSU slipped away with the win. BYU got to the Ohio State six, 14 and 22-yard lines in the second half without scoring. Meanwhile, Raymont Harris, OSU's senior halfback, battered the BYU defense all night long, scoring three touchdowns on his way to a record 235 yards rushing. Despite Harris' rushing, the Cougars managed to go into the halftime break tied at 21. Chad Lewis made a spectacular one-handed touchdown grab in the corner of the end zone to bail the Cougars out of a fourth-and-eight situation. After Harris' short touchdown run late in the third, BYU and OSU traded possessions until late into the fourth quarter. After forcing a rare Buckeye punt, BYU got the ball back on its own 42 with 43 seconds left. On first down, Walsh hooked up with senior co-captain Eric Drage who ran away from Buckeye defenders and advanced the ball 52 yards to the OSU six-yard line. Walsh had 389 yards and fullback Kalin Hall rushed for 42 yards on 11 carries. Tyler Anderson returned five kicks for 145 yards, including an exciting 45-yarder. Harris and Walsh shared MVP honors.



1994 COPPER BOWL

BYU	7	10	7	7	31
OKLAHOMA	0	0	0	6	6

12.29.1994 • TUCSON, AZ • SUN DEVIL STADIUM • ATT: 45,122

TEAM STATISTICS

	OKLAHOMA	BYU
Rushes-Yards	33-72	33-71
Passing Yards	163	485
Passes	13-30-1	32-46-0

SCORING:

BYU – Doman 7-yard pass from Walsh (Lauder kick)
BYU – Lauder 22-yard field goal
BYU – Johnston 25-yard pass from Walsh (Lauder kick)
BYU – Johnston 4-yard pass from Walsh (Lauder kick)
OK – Moore 2-yard run (Kick failed)
BYU – Doman 28-yard pass from Walsh (Lauder kick)

GAME SUMMARY:

BYU fans celebrated the New Year early as the Cougars dominated Oklahoma and ended its five-year winning drought in bowl games. Quarterback John Walsh and the offense clicked on all cylinders and the Cougars' defense was dominating throughout the ESPN telecast. Walsh threw a seven-yard TD pass to Bryce Doman in the first quarter and had a 25-yard pass to Mike Johnston in the second quarter. A four-yard scoring pass to Johnston in the third quarter and a 28-yard touchdown pass to Doman in the fourth quarter vaulted Walsh's stats to 454 yards and four touchdowns on 31 of 45 passes with no interceptions against the Sooner defense which had held national champion Nebraska to 13 points. BYU's defense was dominating as it held Oklahoma to just 72 yards rushing and 163 yards passing—most of those in the last quarter. The Sooners did not cross midfield until their ninth possession on the second-to-last play of the third quarter. Jamal Willis caught seven passes for 103 yards and was chosen Offensive Player of the Game. Walsh was named MVP in what would be his final game at BYU. BYU finished 10th in the CNN/USA Today poll and 18th in the Associated Press poll.

1998 LIBERTY BOWL

BYU	6	0	0	21	27
TULANE	10	10	14	7	41

12.21.1998 • MEMPHIS, TN • LIBERTY BOWL MEMORIAL STADIUM • ATT: 52,192

TEAM STATISTICS

	TULANE	BYU
Rushes-Yards	41-252	25-54
Passing Yards	276	267
Passes	23-38-0	27-44-1

SCORING:

BYU – Horton 11-yard pass from Feterik (kick failed)
TUL – Palazzo 31-yard field goal
TUL – Jordan 79-yard interception return (Palazzo kick)
TUL – King 3-yard run (Palazzo kick)
TUL – Palazzo 23-yard field goal
TUL – Cook 60-yard pass from King (Palazzo kick)
TUL – Dartez 13-yard pass from King (Palazzo kick)
BYU – Cupp 3-yard run (Pochman kick)
TUL – Converse 5-yard run (Palazzo kick)
BYU – Cupp 18-yard pass from Feterik (Pochman kick)
BYU – Mahe 3-yard run (Pochman kick)

GAME SUMMARY:

In BYU's first ever appearance at the Liberty Bowl, the Cougars ran into 10th-ranked Tulane that entered the New Year's Eve game with a perfect season record. The Cougars struck first on an 11-yard pass from Kevin Feterik to receiver Ben Horton. Tulane would score 20 unanswered points in the first half. With just 41 seconds remaining in the half, BYU looked to put an end to the Green Wave momentum, but came up short as Feterik was sacked by Phil Henderson for a 10-yard loss to end the half. Things didn't get much better for the Cougars in the second half, as Tulane scored its third touchdown of the game on the opening drive of the half. On its next possession, the Green Wave would strike again on a 13-yard pass from King to Jamaican Dartez to give Tulane a 34-6 lead with just over seven minutes remaining in the third quarter. On its first drive of the final period, BYU scored for the first time since the 8:49 mark in the first half on an Aaron Cupp three-yard run. Trailing by 28 midway through the fourth quarter, BYU finally crossed the Tulane 20-yard line for the first time since the first half and went on to score 14 unanswered points before time expired.

1996 COTTON BOWL

#5 BYU	5	0	0	14	19
#14 KANSAS ST.	0	8	7	0	15

1.1.1997 • DALLAS, TX • COTTON BOWL • ATT: 71,928

TEAM STATISTICS

	PENN STATE	BYU
Rushes-Yards	32-41	36-59
Passing Yards	233	291
Passes	14-28-2	21-36-1

SCORING:

BYU – Muirbrook safety
BYU – Pochman 39-yard field goal
KSU – Anderson 41-yard pass from Kavanagh (Lawrence run)
KSU – Lockett 72-yard pass from Kavanagh (Rheem kick)
BYU – Dye 32-yard pass from Sarkisian (Pochman kick)
BYU – Kealaluhi 28-yard pass from Sarkisian (Pochman kick)

GAME SUMMARY:

BYU assumed the nation's longest winning streak with a come-from-behind 19-15 victory in the 61st annual Cotton Bowl. It was the first New Year's Day appearance for both 14th-ranked Kansas State and fifth-ranked BYU. More than 40,000 purple clad Kansas State supporters outnumbered the 15,000 Cougar patrons as 71,928 fans filled the Cotton Bowl. BYU got on the board first with a safety, then turned the ensuing punt into a field goal to lead 5-0 in the first quarter. The safety came when linebacker Shay Muirbrook, the game's defensive MVP, collected one of his six sacks. Kansas State took a half-time lead with a 41-yard "Hail Mary" pass and a successful two-point conversion with no time left on the clock. The Wildcats increased the lead to 15-5 in the third quarter when offensive co-MVP Kevin Lockett caught a 72-yard TD. Fueled by consecutive controversial interference no-calls, quarterback Steve Sarkisian engineered two fourth-quarter drives capped by touchdown passes of 32 yards to James Dye and 28 yards to K.O. Kealaluhi. Sarkisian, an offensive co-MVP, completed 21 passes to tie a Cotton Bowl record held by Roger Staubach of Navy. KSU drove the length of the field before Cougar cornerback Omarr Morgan intercepted a Wildcat slant pass at the 12 yard line to secure the game.

1999 MOTOR CITY BOWL

BYU	3	0	0	0	3
MARSHALL	0	7	7	7	21

12.27.1999 • DETROIT, MI • PONTIAC SILVERDOME • ATT: 52,449

TEAM STATISTICS

	MARSHALL	BYU
Rushes-Yards	31-147	30-(-16)
Passing Yards	207	220
Passes	17-28-1	16-29-2

SCORING:

BYU – Pochman 28-yard field goal
MU – Chapman 30-yard pass
Pennington (Malashevich kick)
MU – Chapman 87-yard run (Malashevich kick)
MU – Chapman 1-yard run (Malashevich kick)

GAME SUMMARY:

The Cougars scored first on a field goal by Owen Pochman with 1:58 remaining in the first quarter. That score was set up by a pair of 20-plus yard receptions by Donny Atuaia and Jonathan Pittman. In the second quarter, Marshall drove the ball down to the BYU five-yard line, but failed to convert as a 22-yard field goal attempt by Billy Malashevich missed wide to the right. On the Herd's next possession, Chad Pennington put Marshall on the board with a 30-yard touchdown pass to Doug Chapman. On BYU's ensuing drive, Feterik connected with Margin Hooks for a 67-yard pass play that took the Cougars all the way to the nine-yard line. However, the Cougars couldn't capitalize inside the red zone and Feterik suffered a collarbone injury off a blindside corner blitz. Pochman, who had connected on 18 of 25 attempts in the regular season, missed wide left on his field goal attempt. Feterik attempted to play in the second half, but left the game midway in the third quarter when freshman Bret Engemann took the QB controls. Just before the end of the third quarter, Marshall struck a big play when Chapman rushed 87 yards for a touchdown. To cap off his MVP performance, Chapman scored Marshall's final touchdown. The Cougars missed a final chance to score when Brian Gray had a clear path to the end zone, but dropped the potential interception.



2001 LIBERTY BOWL

LOUISVILLE	7	7	7	7	28
BYU	0	7	3	0	10

12.31.2001 • MEMPHIS • LIBERTY BOWL MEMORIAL STADIUM • ATT: 58,968

TEAM STATISTICS

	LOUISVILLE	BYU
Rushes-Yards	37-58	32-84
Passing Yards	228	192
Passes	19-28-1	8-38-3

SCORING:

LOU — Miller 1-yard run (Smith kick)
BYU — Rykert 10-yard run (Payne kick)
LOU — Mattingly 1-yard pass from Ragone (Smith kick)
BYU — Payne 29-yard field goal
LOU — Branch 34-yard pass from Ragone (Smith kick)
LOU — Ghent 27-yard pass from Ragone (Smith kick)

GAME SUMMARY:

The champions of the MWC faced Louisville, the champions of Conference USA. The Cardinals, led by quarterback Dave Ragone, took an early lead, scoring on a one-yard dive by Henry Miller that was set up by Zek Parker's 70-yard return on the opening kickoff. Midway through the second quarter the Cougar offense came alive, driving to the Louisville 10-yard line. Quarterback Brandon Doman dropped back and rolled right as if to pass, then turned to his left and threw the ball to Dustin Rykert on a tackle-eligible play. All 6-foot-7, 305 pounds of offensive tackle outran the Cardinal defense to the corner and rumbled 10 yards to the end zone to tie the game 7-7. Louisville just managed to take a 14-7 lead into the break, scoring with only 14 seconds left. Louisville contained the Cougar attack for the remainder of the game while reaching the end zone two more times. Although Louisville went on to win 28-10, BYU's defense played one of its best games of the season, holding the Cardinals' high-powered offense to 228 yards passing and only 58 yards rushing.

2006 LAS VEGAS BOWL

BYU	0	17	7	14	38
OREGON	0	0	0	8	8

12.21.2006 • LAS VEGAS, NV • SAM BOYD STADIUM • ATT: 44,615

TEAM STATISTICS

	OREGON	BYU
Rushes-Yards	30-94	31-173
Passing Yards	166	375
Passes	16-34-2	28-47-2

SCORING:

BYU — McLaughlin 24-yard field goal
BYU — Brown 6-yard run (McLaughlin kick)
BYU — Harline 41-yard pass from Beck (McLaughlin kick)
BYU — Brown 4-yard run (kick)
BYU — Beck 13-yard run (kick)
ORE — PAYSINGER 47-yard pass from Dixon (2 pt.)
BYU — Tonga 17-yard pass from Beck (McLaughlin kick)

GAME SUMMARY:

The 2006 BYU championship run ended with a Pioneer PureVision Las Vegas Bowl championship as the Cougars (11-2) dominated Oregon (7-6), 38-8, to finish the season with a 10-game winning streak in front of a Sam Boyd Stadium record crowd of 44,615. The Mountain West Conference champion BYU team set a school record for margin of victory in a bowl game, beating the Ducks by 30 points. Previously, the largest margin of victory for a BYU team in a bowl game was a 25-point defeat of Oklahoma in the 1994 Copper Bowl. BYU dominated all facets of the game, out-gaining Oregon 548 total yards to 260 total yards. BYU passed for 375 compared to Oregon's 166 and rushed for 173 compared to the Ducks 94. BYU seniors John Beck, Jonny Harline and Curtis Brown finished their careers in style. Beck completed 28 of 46 passes for 375 yards and two touchdowns. Harline, who was named Pioneer PureVision Las Vegas Bowl MVP, caught nine passes for a career-best — and Pioneer PureVision Las Vegas Bowl record — 181 yards and a touchdown. Brown had 17 carries for 120 yards and two touchdowns and also caught seven passes for 55 yards. Brown also became the first BYU runner to rush for over 1,000 yards in consecutive seasons. Beck and Brown became the first quarterback/running back combo to pass for 3,000 yards and rush for 1,000 in the same season twice.

2005 LAS VEGAS BOWL

CAL	7	14	14	0	35
BYU	0	14	0	14	28

12.22.2005 • LAS VEGAS, NV • SAM BOYD STADIUM • ATT: 40,054

TEAM STATISTICS

	CALIFORNIA	BYU
Rushes-Yards	43-241	27-94
Passing Yards	228	352
Passes	16-23-0	35-53-2

SCORING:

CAL — Lynch 3-yard run (Scheider kick)
BYU — C. Brown 19-yard pass from Beck (McLaughlin kick)
CAL — Lynch 23-yard run (Scheider kick)
BYU — Tahi 3-yard run (McLaughlin kick)
CAL — Jackson 42-yard pass Levy (Scheider kick)
CAL — Lynch 35-yard run (Scheider kick)
CAL — Jackson 22-yard pass Levy (Scheider kick)
BYU — Harline 14-yard pass from Beck (McLaughlin kick)
BYU — Watkins 9-yard pass from Beck (McLaughlin kick)

GAME SUMMARY:

Trailing 35-14 in the fourth quarter, BYU stormed back with two touchdowns and had the ball with 2:20 remaining, but John Beck was intercepted after being hit while releasing the ball, ending the Cougars' comeback hopes. Beck had a record-setting performance, completing 35 of 53 attempts for 352 yards and three touchdowns. The completions, attempts and yards were all Las Vegas Bowl records. Nathan Meikle caught a game-high 12 passes for 95 yards. BYU fell behind 7-0 in the first quarter but scored early in the second when Beck found Curtis Brown for a 19-yard touchdown pass. A Cal score followed by a Fahu Tahi three-yard TD run tied the game at 14, but the Golden Bears struck again before the half, going 58 yards in 27 seconds to take a 21-14 lead into the locker room. In the fourth, Beck engineered a 74-yard drive that ended with a Jonny Harline score and then a 96-yard drive that ended with Todd Watkins catching a nine-yard touchdown pass. Cal's ensuing drive ended with a missed field goal and the Cougars had a chance to tie but the drive ended on Beck's interception.

2007 LAS VEGAS BOWL

UCLA	3	10	0	3	16
BYU	3	14	0	0	17

12.22.2007 • LAS VEGAS, NV • SAM BOYD STADIUM • ATT: 40,712

TEAM STATISTICS

	UCLA	BYU
Rushes-Yards	47-162	28-34
Passing Yards	154	231
Passes	11-29-1	21-35-0

SCORING:

UCLA — Forbath 22-yard field goal
BYU — Payne 29-yard field goal
BYU — Collie 14-yard pass from Hall (Payne kick)
UCLA — Forbath 52-yard field goal
BYU — Reed 13-yd pass from Hall (Payne kick)
UCLA — Breazell 4-yard pass Bethel-Thomp. (Forbath kick)
UCLA — Forbath 50-yard field goal

GAME SUMMARY:

No. 17 BYU (11-2) won its second consecutive Las Vegas Bowl, 17-16, against UCLA (6-7) in dramatic fashion by blocking the Bruins' potential game-winning field goal attempt as time expired. True freshman Eathyn Manumaleuna got a piece of UCLA's potential game-winning, 28-yard field goal as time expired in one of the more memorable bowl finishes in BYU football history. The victory also avenged an early-season loss to the Bruins—one of just two losses the Cougars suffered during the season. BYU, who finished the 2007 season on a 10-game winning streak, were led by sophomores Max Hall and Austin Collie. Hall threw 21-35 for 231 yards and two touchdowns, while Collie was named the 2007 Pioneer Las Vegas Bowl Most Valuable Player after racking up a game-high 107 yards on six receptions. He was also credited with a game-high 195 all-purpose yards, including three kick returns for a total of 88 yards. The win marked the first time BYU had won back-to-back bowl games since the 1994 Copper Bowl and the 1996 Cotton Bowl. The win over UCLA extended the Cougars' win streak to 10 straight games, which marked the nation's longest active winning streak.



2008 LAS VEGAS BOWL

BYU	0	7	7	7	21
ARIZONA	7	3	14	7	31

12.20.2008 • LAS VEGAS, NV • SAM BOYD STADIUM • ATT: 40,047

TEAM STATISTICS

	ARIZONA	BYU
Rushes-Yards	32-116	28-91
Passing Yards	328	325
Passes	30-46-1	24-35-0

SCORING:

ARIZ — Grigsby 1-yard run (Bondzio kick)
 ARIZ — Bondzio 31-yard field goal
 BYU — Unga 1-yard run (Payne kick)
 BYU — George 1-yard pass from Hall (Payne kick)
 ARIZ — Dean 37-yard pass from Tuitama (Bondzio kick)
 ARIZ — Gronkowski 24-yard pass from Tuitama (Bondzio kick)
 ARIZ — Tuitama 6-yard run (Bondzio kick)
 BYU — Hall 1-yard run (Payne kick)

GAME SUMMARY:

BYU totaled 444 yards of total offense compared to Arizona's 416, but the No. 16 Cougars fell short of their third-straight bowl victory, falling 31-21 to the Wildcats in the 2008 Pioneer Las Vegas Bowl at Sam Boyd Stadium. Trailing late in the game, BYU put pressure on Arizona with a comeback attempt when the Cougars followed a touchdown with a successful on-side kick, but the ensuing field-goal attempt hit the upright and left the Wildcats with a two-possession lead, enough to hold on for the win. Austin Collie added to his BYU records in career receptions (215) and single-season receptions (106). The All-American receiver also tied an NCAA single-season record held with Texas Tech's Michael Crabtree with his 11th consecutive 100-yard receiving game. BYU quarterback Max Hall completed 30-of-46 passes for 328 yards and one touchdown. The Cougars finished the year 10-3 and became one of only seven programs in the nation to win 10 or more games each year from 2006-2008. The Cougars last accomplished the feat from 1983-85.

2010 NEW MEXICO BOWL

BYU	17	14	14	7	52
UTEP	3	7	7	7	24

12.18.2010 • ALBUQUERQUE, NM • UNIVERSITY STADIUM • ATT: 32,424

TEAM STATISTICS

	BYU	UTEP
Rushes-Yards	50-219	22-(-12)
Passing Yards	295	245
Passes	36-26-2	33-14-3

SCORING:

BYU — Kariya 4-yard run (Payne kick)
 BYU — Ashworth 9-yard pass from Heaps (Payne kick)
 UTEP — Warren 52-yard field goal
 BYU — Payne 38-yard field goal
 BYU — Hoffman 31-yard pass from Heaps (Payne kick)
 BYU — Hoffman 3-yard pass from Heaps (Payne kick)
 UTEP — Adams 67-yard pass from Vittatoe (Warren kick)
 BYU — Di Luigi 2-yard run (Payne kick)
 UTEP — Adams 37-yard pass from Vittatoe (Warren kick)
 BYU — Hoffman 29-yard pass from Heaps (Payne kick)
 BYU — Quezada 8-yard run (Payne kick)
 UTEP — Adams 49-yard pass from Vittatoe (Warren kick)

GAME SUMMARY:

BYU concluded the 2010 season with its fourth bowl victory in five years with a 52-24 triumph over UTEP in the New Mexico Bowl. The Cougars had a record-setting day to finish the season with a 7-6 record by winning five of their last six games. Offensive MVP Jake Heaps went 25-of-34 for 264 yards and four touchdown passes, passing Ty Detmer's freshman record for most touchdown passes. Heaps also set the BYU bowl record for best completion percentage (.735) in a bowl game. Safety Andrew Rich was awarded the game's Defensive MVP in his final game as a Cougar, finishing with four solo tackles, two interceptions, one tackle-for-loss, one sack and a pass breakup. BYU scored on its first five possessions to take a 31-3 lead and set a new first-half New Mexico Bowl scoring record. Cody Hoffman set career highs with eight receptions for 137 yards and three touchdowns, tying a BYU bowl game record for most TD receptions in a game. Mitch Payne passed Owen Pochman as the Cougars' all-time scoring leader with 334 points.

2009 LAS VEGAS BOWL

#20 OREGON ST.	7	0	0	13	20
#14 BYU	14	9	7	14	44

12.22.2009 • LAS VEGAS, NV • SAM BOYD STADIUM • ATT: 40,047

TEAM STATISTICS

	BYU	OREGON STATE
Rushes-Yards	35-116	27-88
Passing Yards	192	217
Passes	19-30-0	22-47-1

SCORING:

OSU — Canfield 1-yard run (Kahut kick)
 BYU — Unga 1-yard run (Payne kick)
 BYU — Bauman 34-yard fumble return (Payne kick)
 BYU — Payne 28-yard field goal
 BYU — Ashworth 25-yard pass from Hall
 BYU — Pitta 17-yard pass from Hall (Payne kick)
 BYU — Tonga 15-yard pass Hall (Payne kick)
 OSU — Rodgers 1-yard run
 BYU — Tonga 18-yard run (Payne kick)
 OSU — Adeniji 31-yard pass from Katz (Kahut kick)

GAME SUMMARY:

No. 14 ranked BYU Cougars defeated the Pac-10 second-place No. 20 Beavers 44-20 at the MAACO Bowl Las Vegas. It was the first-ever Las Vegas Bowl matchup pitting two top-20 teams. Max Hall earned MVP honors throwing for 192 yards and three touchdowns. Manase Tonga contributed two touchdowns, while tight ends Andrew George and Dennis Pitta led all receivers with 46 and 45 yards, respectively. Defensively, senior linebacker Matt Bauman recovered a key fumble, returning it 34 yards for a touchdown. The score marked the first fumble recovery for a touchdown in BYU bowl history. Fellow team captain Scott Johnson intercepted an Oregon State pass in the fourth quarter and returned it 56 yards to set up BYU's final touchdown of the game. The BYU-Oregon State match up was the first time the two teams had met in a bowl game. Wind gusts of 55 mph created havoc for the passing and kicking games. BYU punter Riley Stephenson kicked a 60-yard low liner with the wind that was the longest kick of his career and tied a BYU bowl record.

2011 ARMED FORCES BOWL

BYU	3	7	7	7	24
TULSA	7	7	0	7	21

12.30.2011 • DALLAS, TX • GERALD J. FORD STADIUM • ATT: 30,258

TEAM STATISTICS

	BYU	TULSA
Rushes-Yards	40-94	27-37
Passing Yards	250	235
Passes	17-40-2	18-32-0

SCORING:

TULSA — Johnson 8-yard pass from Kinne (Fitzpatrick kick)
 BYU — Sorensen 35-yard FG
 TULSA — Sears 14-yard pass from Kinne (Fitzpatrick kick)
 BYU — Hoffman 17-yard pass from Nelson (Sorensen kick)
 BYU — Hoffman 30-yard pass from Nelson (Sorensen kick)
 TULSA — Burnham 30-yard pass from Kinne (Fitzpatrick kick)
 BYU — Hoffman 2-yard pass from Nelson (Sorensen kick)

GAME SUMMARY:

With no timeouts left and 11 seconds remaining in the game, Riley Nelson faked spiking the ball to stop the clock and instead threw to an open Cody Hoffman for the game-winning touchdown to give BYU a 24-21 win over Tulsa in the Bell Helicopter Armed Forces Bowl. BYU faced a 4th-and-9 from the Tulsa 47-yard line with the clock ticking down near three minutes remaining in the game and Nelson scrambled 14 yards to convert the first down and eventually set up the winning score. BYU locked up its fifth 10-win season in the last six years and third bowl victory in a row, a program record. Hoffman, named the Armed Forces Bowl Most Outstanding Player for the Cougars, finished with eight catches for 122 yards and a bowl-record three touchdowns. BYU's defense was stout, surrendering just 272 total yards and only 37 yards on the ground to a Golden Hurricane team that came into the game averaging over 200 rushing yards per game. Kyle Van Noy made play after play on defense with 10 tackles to lead the Cougars, including five tackles for loss, two sacks, one forced fumble and one quarterback hurry. Special teams also played a huge role in the game. Punter Riley Stephenson had eight punts for 335 yards, including seven inside the 20-yard line and two punts over 50 yards.



2012 POINSETTIA BOWL

BYU	0	3	0	20	23
SAN DIEGO ST.	3	3	0	0	6

12.20.2012 • SAN DIEGO, CA • QUALCOMM STADIUM • ATT: 35,442

TEAM STATISTICS

	BYU	SDSU
Rushes-Yards	30-52	39-119
Passing Yards	244	144
Passes	23-44-3	12-29-3

SCORING:

SDSU - Marden 27-yard FG
SDSU - Marden 23-yard FG
BYU - Sorensen 23-yard FG
BYU - Van Noy 0-yard fumble recovery (Sorensen kick)
BYU - Williams 14-yard run (Sorensen kick failed)
BYU - Van Noy 17-yard interception return (Sorensen kick)

GAME SUMMARY:

Linebacker Kyle Van Noy scored two touchdowns on defense in the fourth quarter to lead BYU to a 23-6 win over San Diego State in the 2012 Poinsettia Bowl at Qualcomm Stadium. The victory extended the Cougars' bowl win streak to four. BYU forced four turnovers in the fourth quarter and outscored San Diego State 20-0 in the second half to overcome a 6-3 deficit. After the Aztecs intercepted James Lark on 3rd and goal, the No. 3 defense in the country turned the tables on the next play as Van Noy sacked San Diego State QB Adam Dingwell to cause a fumble and recovered it for the first touchdown of the game to put the Cougars on top 10-6 with 12:32 remaining in the game. The Van Noy show continued with a pick-six to finalize the score, 23-6, late in the fourth quarter. Van Noy was named the defensive MVP after finishing the night with two touchdowns, a forced fumble and fumble recovery, one interception, a blocked punt, 3.5 tackles for loss, 1.5 sacks and eight total tackles. All-American Riley Stephenson helped flip the field for BYU with four punts inside the 5-yard line. Junior wide receiver Cody Hoffman grabbed 10 passes for 114 yards to earn offensive MVP.

2014 MIAMI BEACH BOWL

BYU	14	14	0	17	0	48
MEMPHIS	17	7	14	7	7	

12.22.2014 • MIAMI, FL • MARLINS PARK • ATT: 20,761

TEAM STATISTICS

	BYU	MEMPHIS
Rushes-Yards	42-77	51-174
Passing Yards	348	306
Passes	23-49-3	24-36-3

SCORING:

MEM - Malone 33-yard pass from Lynch (Elliott kick)
BYU - Juergens 47-yard pass from Stewart (Samson kick)
MEM - Lynch 1-yard run (Elliott kick)
BYU - Mathews 25-yard pass from Stewart (Samson kick)
MEM - Elliott 39-yard field goal
MEM - Lynch 3-yard run (Elliott kick)
BYU - Leslie 23-yard pass from Stewart (Samson kick)
BYU - Lasike 3-yard rush (Samson kick)
MEM - Lynch 1-yard run (Elliott kick)
MEM - Cross 17-yard pass from Lynch (Elliott kick)
BYU - Samson 23-yard field goal
BYU - Paul Lasike 7-yard run (Samson kick)
BYU - Stout 19-yard INT return (Samson kick)
MEM - Malone 5-yard pass from Lynch (Elliott kick)
BYU - Samson 45-yard field goal
MEM - Elliott 54-yard field goal
MEM - Proctor 11-yard pass from Lynch (Elliott kick)

GAME SUMMARY:

BYU rallied from down 10 in the fourth quarter to take a late lead but a last-minute touchdown from Memphis forced overtime. Each team tacked on three in the first overtime but after giving up a Tiger touchdown, the Cougars were intercepted in the end zone to end the game in a 55-48 loss. Christian Stewart went 23 of 48 for 348 yards and three touchdowns for BYU. Stewart completing passes to 10 different receivers. Mitch Mathews led all Cougar receivers with nine receptions for 82 yards and a touchdown. Mitchell Juergens caught four balls for 87 yards and a score. BYU totaled 425 yards, compared to 480 for Memphis.

2013 FIGHT HUNGER BOWL

BYU	0	16	0	0	16
WASHINGTON	7	14	7	3	31

12.27.2013 • SAN FRANCISCO, CA • AT&T PARK • ATT: 34,136

TEAM STATISTICS

	BYU	WASHINGTON
Rushes-Yards	47-180	43-190
Passing Yards	293	129
Passes	25-50-1	18-27-1

SCORING:

WASH - Sankey 11-yard run (Coons kick)
BYU - Hill 1-yard run (Sorensen kick)
WASH - Ross 100-yard kickoff return (Coons kick)
BYU - Sorensen 45-yard FG
BYU - Sorensen 31-yard FG
WASH - Sankey 11-yard run (Coons kick)
BYU - Sorensen 32-yard FG
WASH - Seferian Jenkins 16-yard pass from Price (Coons Kick)
WASH - Coons 45-yard FG

GAME SUMMARY:

Taysom Hill finished the game passing for 293 yards and rushing for 133 yards, while Cody Hoffman had 12 catches for 167 yards for his 18th 100-yard receiving game in his career to break the record held by Austin Collie. He also broke the BYU record for career all-purpose yards, ending his career with 5,015 and passing Curtis Brown. Washington got inside the BYU 20-yard line on two of its first three drives of the game, but the Cougar defense held the Huskies to just one touchdown. BYU drove the ball 88 yards to tie the game at 7-7 on a one-yard run by Hill, but Washington returned the following kickoff back for a touchdown to take back the lead at 14-7. Two field goals by Justin Sorensen brought the score within one at 14-13. A long kickoff return by the Huskies set up Washington's second rushing touchdown of the game to take a 21-13 lead with just over two and a half minutes left in the first half. Justin Sorensen nailed his third field goal of the game as time expired in the first half to close the gap at 21-16 going into the locker room but Washington held BYU scoreless in the second half to win 31-16.

2015 LAS VEGAS BOWL

BYU	0	7	7	14	28
UTAH	35	0	0	0	35

12.19.2015 • LAS VEGAS, NV • SAM BOYD STADIUM • ATT: 42,213

TEAM STATISTICS

	BYU	UTAH
Rushes-Yards	25-71	47-126
Passing Yards	315	71
Passes	25-56-3	9-16-0

SCORING:

UTAH - Williams 1-yard run (Phillips kick)
UTAH - Carter 28-yard INT return (Phillips kick)
UTAH - Williams 1-yard run (Phillips kick)
UTAH - Hatfield 46-yard INT return (Phillips kick)
UTAH - Wilson 20-yard run (Phillips kick)
BYU - Peck 3-yard pass from Mangum (Samson kick)
BYU - Bernard 10-yard run (Samson kick)
BYU - Kurtz 5-yard pass from Mangum (Samson kick)
BYU - Mangum 4-yard run (Samson kick)

GAME SUMMARY:

After surrendering five turnovers on its first five possessions, BYU found itself in a 35-0 hole after the first 10 minutes of the game. The Cougars rallied for a touchdown on its last possession of the first half to trail 35-7. Out of the break, BYU strung together three more touchdowns and held the Utes scoreless to make it 35-28 with 3:23 remaining in the game, but Utah converted two first downs on its final drive to prevent the Cougars from having another chance. After a forgettable first quarter, BYU dominated the statistics, outgaining Utah 386 to 197 in total yards. The Cougars finished the season at 9-4 giving Mendenhall a 99-43 overall record and making him the second winningest coach in school history behind hall of fame coach LaVell Edwards.



2016 POINSETTIA BOWL

BYU	7	3	7	7	24
WYOMING	0	0	7	14	21

12.21.2016 • SAN DIEGO, CA • QUALCOMM STADIUM • ATT: 28,114

TEAM STATISTICS

	BYU	WYOMING
Rushes-Yards	35-216	46-166
Passing Yards	96	207
Passes	8-15-1	17-33-2

SCORING:

BYU - Mangum 3-yard run (Almond kick)
 BYU - Almond 27-yard field goal
 WYO - Hill 4-yard run (Rothe kick)
 BYU - Baldersee 5-yard pass from Mangum (Almond kick)
 BYU - Williams 36-yard run (Almond kick)
 WYO - Gentry 9-yard pass from Allen (Rothe kick)
 WYO - Gentry 23-yard pass from Allen (Rothe kick)

GAME SUMMARY:

BYU led 24-7 in the fourth quarter, but a furious Cowboy comeback made it a thriller in the final minutes. Wyoming cut the advantage to 24-21 and had the ball at the Cougar 32-yard line with 1:22 to play before senior safety Kai Nacua picked off a pass to end the threat of a comeback. Senior running back Jamaal Williams put on a show in his final game at BYU, rushing for 210 yards and one touchdown on 26 carries. With the Cougars leading 10-0 at halftime, Wyoming went 60 yards on its first drive for a touchdown that cut BYU's lead to 10-7. The Cougars answered on a throw into the end zone that bounced off of multiple players before falling into Tanner Baldersee's arms for a 5-yard touchdown for a 17-7 lead with 2:42 in the third. Later, Dayan Lake intercepted a pass and the Cougars cashed in five plays later with a Williams 36-yard touchdown run to make it 24-7 to start the fourth quarter. Wyoming made it 24-14 after a 9-yard touchdown pass with 7:35 left in the game and scored again with 2:11 to go to make things interesting at 24-21 before Nacua's heroics.

2019 HAWAII BOWL

BYU	7	17	7	3	34
HAWAII	14	17	0	7	38

12.24.2019 • HONOLULU, HI • ALOHA STADIUM • ATT: 21,582

TEAM STATISTICS

	BYU	HAWAII
Rushes-Yards	40-231	27-2
Passing Yards	274	493
Passes	24-41-2	28-47-0

SCORING:

UH - Smart 7-yard pass from McDonald (Meskell kick)
 UH - Smart 40-yard pass from McDonald (Meskell kick)
 BYU - Katoa 1-yard run (Oldroyd kick)
 UH - McDonald 1-yard run (Meskell kick)
 BYU - Wilson 1-yard run (Oldroyd kick)
 UH - Meskell 46-yard field goal
 BYU - Simon 11-yard run (Oldroyd kick)
 UH - Sharsh 18-yard pass from McDonald (Meskell kick)
 BYU - Oldroyd 37-yard field goal
 BYU - Wilson 2-yard run (Oldroyd kick)
 BYU - Oldroyd 20-yard field goal
 UH - Mardner 24-yard pass from McDonald (Meskell kick)

GAME SUMMARY:

A late touchdown with just over two minutes remaining by Hawai'i gave the Rainbow Warriors a 38-34 win over BYU in the SoFi Hawai'i Bowl at Aloha Stadium. The Cougars led 34-31 with just over two minutes to play when Hawai'i got the ball on BYU's 26-yard line. Four plays later, the Rainbow Warriors scored to take a 38-34 lead with 1:12 on the clock. The Cougars moved the ball down the field before a Zach Wilson interception at the UH 30-yard line with 25 seconds left ended the BYU threat. Wilson was 24 for 40 with 274 passing yards to go along with 72-yards rushing and two touchdowns. Matt Bushman led all BYU receivers with 91 yards while Tyler Allgeier totaled 77 rushing yards. JJ Nwigwe made a statement on the Cougars' defense with two sacks and 2.5 tackles for loss. Aleva Hifo had 97 punt return yards giving him 153 all-purpose yards on the game. BYU out-gained offensively putting up 505 total yards to the UH's 495.

2018 POTATO BOWL

BYU	7	0	28	14	49
W. MICHIGAN	0	10	0	8	18

12.21.2018 • BOISE, ID • ALBERTSONS STADIUM • ATT: 18,711

TEAM STATISTICS

	BYU	WMU
Rushes-Yards	33-132	39-138
Passing Yards	358	175
Passes	19-19-0	20-37-1

SCORING:

BYU - Collie 26-yard pass from Wilson (Southam kick)
 WMU - Jamauri Bogan 33-yard run (Peddie kick)
 WMU - Gavin Peddie 37-yard field goal
 BYU - Collie 8-yard pass from Wilson (Southam kick)
 BYU - Burt 37-yard run (Southam kick)
 BYU - Hifo 70-yard pass from Wilson (Southam kick)
 BYU - Ghanwoloku 1-yard run (Southam kick)
 BYU - Milne 5-yard pass from Wilson (Southam kick)
 WMU - Eleby 1-yard run (Reed pass from Eleby)
 BYU - El-Bakri 1-yard run (Southam kick)

GAME SUMMARY:

Freshman quarterback Zach Wilson was a perfect 18 of 18 for 317 yards and four touchdowns as BYU defeated Western Michigan 49-18 in the 2018 Famous Idaho Potato Bowl. Wilson set the BYU single-game record with his 18 consecutive completions and earned MVP honors. Senior linebacker Sione Takitaki led the defensive effort with his own career-best 19 total tackles. Trailing 10-7 after halftime, BYU scored 35 unanswered points in the second half, including three touchdown passes from Wilson. The Cougars tacked on another touchdown as senior quarterback Tanner Mangum, a Boise native, found senior wide receiver Dylan Collie for a 41-yard pass to set up a Brayden El-Bakri touchdown from one yard out, making the final score 49-18. The Cougars racked up 490 yards of total offense.

2020 BOCA RATON BOWL

BYU	21	14	14	0	49
UCF	0	10	7	5	23

12.22.2020 • BOCA RATON, FLORIDA • FAU STADIUM • ATT: 6,000*

TEAM STATISTICS

	BYU	UCF
Rushes-Yards	38-214	43-194
Passing Yards	217	441
Passes	21-45-0	27-35-0

SCORING:

BYU - WILSON 15 yard rush (OLDROYD kick)
 BYU - REX 36 yard pass by WILSON (OLDROYD kick)
 BYU - WILSON 4 yard rush (OLDROYD kick)
 UCF - MCCRAE 5 yard rush (OBARSKI kick)
 BYU - REX 27 yard pass by WILSON (OLDROYD kick)
 BYU - PAU'U 35 yard pass by WILSON (OLDROYD kick)
 UCF - OBARSKI 35 yard FIELD GOAL
 BYU - ALLGEIER 39 yard rush (OLDROYD kick)
 BYU - ROMNEY 6 yard rush (OLDROYD kick)
 UCF - HARRIS 21 yard pass by GABRIEL (OBARSKI kick)
 UCF - ROBINSON 9 yard pass by GABRIEL (GABRIEL conversion no good)

GAME SUMMARY:

No. 11 ranked BYU cruised to a 49-23 win over UCF in the Boca Raton Bowl on Dec. 22, 2020 at FAU Stadium. Junior quarterback Zach Wilson led the Cougars with a career-high 425 passing yards, setting a new Boca Raton Bowl record. Wilson threw for three touchdowns with no interceptions, completing 26 of his 34 attempts and adding another two scores on the ground. Sophomore running back Tyler Allgeier led BYU's rushing attack, racking up a career-high 173 yards and one touchdown on 19 carries. Eight different receivers hauled in passes from Wilson, led by freshman tight end Isaac Rex who recorded 96 receiving yards and two touchdowns. Sophomore linebacker Keenan Pili led the Cougar defense with nine tackles, including two solo stops and was named defensive MVP, while Wilson took home the offensive MVP honors.

*Attendance limited due to Covid Pandemic



2021 INDEPENDENCE BOWL

UAB	14	7	3	7	31
BYU	0	14	7	7	28

12.18.2021 • Shreveport, LA • Independence Stadium • ATT: 26,276

TEAM STATISTICS

	BYU	UAB
Rushes-Yards	35-199	43-223
Passing Yards	195	189
Passes	15-23-0	19-23-1

SCORING:

UAB	Prince, Gerrit 10 Yd PASS by Hopkins, Dylan (Quinn, Matt Good)
UAB	McBride, DeWayne 64 Yd RUSH (Quinn, Matt Good)
BYU	Allgeier, Tyler 1 Yd RUSH (Oldroyd, Jacob Good)
BYU	Nacua, Samson 2 Yd RUSH (Oldroyd, Jacob Good)
UAB	Prince, Gerrit 23 Yd PASS by Hopkins, Dylan (Quinn, Matt Good)
BYU	Allgeier, Tyler 62 Yd RUSH (Oldroyd, Jacob Good)
UAB	Quinn, Matt 38 Yd FIELD GOAL
BYU	Allgeier, Tyler 1 Yd RUSH (Oldroyd, Jacob Good)
UAB	Shropshire, Treva 14 Yd PASS by Hopkins, Dylan (Quinn, Matt Good)

GAME SUMMARY:

SHREVEPORT, La. — No. 13 ranked BYU finished the 2021 season at 10-3 following a 31-28 loss to UAB in the Radiance Independence Bowl in Shreveport, Louisiana, Saturday.

The UAB Blazers (9-4) jumped out to an early 14-0 lead and despite the Cougars coming back, the Blazers got the last score of the game and forced a late turnover to win it.

All-American running back Tyler Allgeier led a Cougar comeback finished with 192 yards on 27 carries and three touchdowns. His season total of 1,601 rushing yards broke the BYU single-season rushing record, previously held by 2001 Doak Walker Award winner Luke Staley (1,582).

Quarterback Baylor Romney went 15 of 23 for 195 yards in the Cougar loss.

Linebackers Max Tooley and Ben Bywater led the Cougars defensively with 10 and nine tackles respectively. Tooley had six solo tackles and a pass breakup while Bywater tallied five solo tackles and two tackles-for-loss. Hayden Livingston collected his second interception of the year late in the third quarter to end a UAB drive. Tyler Batty added 2.5 sacks.

2022 NEW MEXICO BOWL

SMU	10	0	0	13	23
BYU	7	3	14	0	24

12.17.2022 • Albuquerque, NM • University Stadium • ATT: 22,209

TEAM STATISTICS

	SMU	BYU
Rushes-Yards	50-171	42-209
Passing Yards	218	47
Passes	27-37-1	7-12-1

SCORING:

SMU	C. Rogers 35-yard FIELD GOAL
BYU	S. Maiava-Peters 1-yard RUSH (J. Oldroyd GOOD)
SMU	R. Raniels Jr. 9-yard PASS by T. Mordecai (C. Rogers GOOD)
BYU	J. Oldroyd 31-yard FIELD GOAL
BYU	B. Bywater 76-yard INT by T. Mordecai (J. Oldroyd GOOD)
BYU	C. Brooks 22-yard RUSH (J. Oldroyd GOOD)
SMU	T. Lavine 3-yard RUSH (C. Rogers GOOD)
SMU	J. Kerley 12-yard PASS by T. Mordecai (T. Mordecai FAIL)

GAME SUMMARY:

ALBUQUERQUE, N.M. — The BYU defense made the plays it needed to all night and sealed the Cougars' 24-23 win with a game-saving stop on a 2-point try from SMU from Jakob Robinson in the New Mexico Bowl at University Stadium on Saturday night.

While BYU scored two unanswered touchdowns to go up 24-10 in the third quarter, SMU came galloping back in the fourth with two touchdowns of its own. The second SMU score came as quarterback Tanner Mordecai found receiver Jordan Kerley for a 12-yard scoring strike with eight seconds to play.

Despite the Mustang comeback, the Cougar defense was faced with one more chance to stop SMU as Mustang head coach Rhett Lashlee elected to keep his offense on the field for a 2-point conversion attempt. After a duel of timeouts, SMU sent Mordecai on a quarterback keeper and right into the expectant clutches of Robinson.

The BYU defensive back's game-sealing stop helped the Cougars clinch an 8-5 record and finish the 2022 season on a four-game winning streak.

BYU's defense set the tone, holding the normally prolific SMU attack to 389 total yards with 171 on the ground and 218 through the air. Ben Bywater led the way for the Cougar defense with 11 tackles (four solo) and an interception returned for a touchdown, a 75-yard pick-six that flipped the game in BYU's favor to give them a third-quarter lead.

Pepe Tanuvasa pitched-in 10 tackles, Robinson a career-high nine and Kaleb Hayes eight. BYU also forced two sacks with one from John Nelson and one from Alden Tofa.

With quarterback Jaren Hall injured, third-year freshman Sol-Jay Maiava-Peters made his first-career collegiate start with at quarterback for the Cougars. The Hau'ula, Hawaii native, went 7-of-12 for 47 yards through the air with one interception while running for 96 yards on 14 carries and a touchdown.

The BYU offense rushed for 209 yards with Christopher Brooks carrying the ball 19 times for 88 yards and a rushing score. Hinckley Ropati was handed the ball five times and picked up 29 yards. Isaac Rex led BYU in receiving yards with a solo 27-yard grab.

BYU kicker Jake Oldroyd finished the night 3-for-3 on extra point attempts to go along with a 31-yard field goal make. With his performance on Saturday, Oldroyd has posted 338 points in his career to become BYU's all-time scoring leader.



2024 VALERO ALAMO BOWL

BYU	10	10	7	9	36
COLORADO	0	0	7	7	14

12.28.2024 • San Antonio, TX • Alamodome • ATT: 64,261

TEAM STATISTICS

	BYU	COLORADO
Rushes-Yards	35-199	43-223
Passing Yards	195	189
Passes	15-23-0	19-23-1

SCORING:

BYU	LJ Martin 1-yard run (Will Ferrin kick)
BYU	Will Ferrin 51-yard field goal
BYU	Parker Kingston 64-yard punt return (Will Ferrin kick)
BYU	Will Ferrin 54-yard field goal
BYU	Sione Moa 13-yard run (Will Ferrin kick)
COL	Shedeur Sanders 43-yard pass to Travis Hunter (Mark Vassett kick)
BYU	LJ Martin 9-yard run (Will Ferrin kick)
BYU	Will Ferrin 31-yard field goal
COL	Shedeur Sanders 2-yard pass to Sav'ell Smalls (Mark Vassett kick)

GAME SUMMARY:

SAN ANTONIO — No. 17 BYU played complementary football in all three phases of the game on its way to winning the Valero Alamo Bowl 36-14 over No. 23 Colorado on Saturday night at the Alamodome.

"I think a lot of things just worked out in our favor in all three phases," BYU head coach Kalani Sitake said. "We didn't play error free, but I liked the way our guys played, I liked the aggressiveness, the physical part of the game. We have a lot of young guys still, but I'm happy for our seniors, the things that they've been able to accomplish. I'm very fortunate to be their coach."

With an 11th win of the season on Saturday, the Cougars finished 11-2 (7-2 Big 12), earning their 13th all-time 11-win season in their 100th football campaign.

BYU dominated from start to finish including a 20-0 lead at halftime as the Cougars held Colorado's offense scoreless in the opening half for the second time this season. The special teams unit had a strong opening 30 minutes with Parker Kingston returning a punt for a touchdown for a second time this season and Will Ferrin connecting on a pair of field goals.

In total BYU outgained the Buffaloes 331-210, including a stifling 180-2 on the ground. The Cougars earned 22 first downs with an 8-of-14 mark on 3rd down, while allowing just nine to Colorado and ran 65 plays to the opponent's 42. BYU's ground game averaged 4.3 yards per carry while its defense allowed the Buffaloes just 0.1 per tote. The Cougars controlled time of possession as well, 35:59-24:01.

Isaiah Glasker led the BYU defense with eight tackles (four solo), a tackle-for-loss and interception on his way to Alamo Bowl Defensive MVP honors. Harrison Taggart, Raider Damuni, Logan Lutui and Siale Esera each registered a sack for the Cougars, headlining a BYU defensive effort that hounded Colorado quarterback Shedeur Sanders from start to finish.

Mory Bamba recorded two pass breakups and Tanner Wall another while cornerback Evan Johnson notched his second interception of the season.

With two interceptions forced against Colorado, the BYU defense finishes the 2024 season with the national lead in interceptions at 22.

Kingston rolled up 126 all-purpose yards in the Alamodome, including 102 yards on four punt returns. Kingston took his second punt return of the night 64 yards for a touchdown, his second such return of the season and the fifth BYU special teams score in 2024.

LJ Martin earned the Alamo Bowl's Offensive MVP award with 121 yards from scrimmage. Martin led BYU in both rushing and receiving with 16 carries for 88 yards and two touchdowns along with two receptions for 33 yards. Tight end Ryner Swanson also had two receptions for 30 yards.

Jake Retzlaff finished the game 12-of-21 for 151 yards and two interceptions while carrying the ball seven times for 29 yards.





LETTERMEN

AAA

Abbott, Fielding 1946-47
 Adams, Doug 1972-74
 Adams, John 1981
 Adams, Richard 1967-69
 Adams, Tim 1989
 Affleck, Dave 1972-73
 Aguirre, Lee 2009-10
 Ah You, Charlie 1973-75
 Ah You, Chaz 2017, 19, 21, 23
 Ah You, CJ 2001, 03
 Ah You, Harland 1995-97
 Ah You, Matt 2003-04, 08
 Aiono, Aissac 2001-03
 Aitken, Ray 1949
 Akeo, Ladd 1984-86
 Akerfelds, Daniel 198 2-83
 Alba, Micah 2002-04
 Albrecht, Scott 1994
 Alexander, Payton 1926-27
 Alexander III, Therrian 2024
 Alfrey, Talan 2022-24
 Alger, Ned 1950
 Alisa, Michael 2008, 11-14
 Allen, Bill 1974-75
 Allen, Eddie 1936-37
 Allen, James 2002-03
 Allen, Mark 1983-84
 Allen, Marvin 1978, 81-84
 Allen, Matt 2004-07
 Allen, Paul 1960-61
 Alletto, Nick 2007-10
 Alletto, Terrance 2009, 12-14
 Allgeier, Tyler 2019-21
 Allphin, Bob 1964-65
 Allphin, Dave 1965-67
 Allred, Art 1969-70
 Allred, Mart 1956
 Almond, Rhett 2015-18
 Ambrosius, Joe 1995-97
 Amone, Philip 2016-17
 Anae, Brad 1980-81
 Anae, Famika 1954-55
 Anae, Famika 2010-12
 Anae, Robert 1982-84
 Andersen, Jason 1994-97
 Andersen, Rj 1996-97
 Anderson, Jason 1998
 Anderson, John 1949
 Anderson, Justin 2001-02
 Anderson, Kenneth 1924
 Anderson, LeGrande 1925-26
 Anderson, Mel 1941
 Anderson, Neil 1982-83
 Anderson, Rob 1979-80
 Anderson, Steve 1982
 Anderson, Tyler 1988, 91-93
 Anderson, Zayne 2015-20
 Anderton, Judd 2005-07
 Andrews, Regan 1981-83
 Andrus, Lou 1965-66
 Ane, Neal 1976
 Ansah, Ezekiel 2010-12
 Apo, Ross 2011-14
 Apostol, Kip 1976-77
 Archibald, Ben 1997, 00-01
 Arellano, Scott 2013-14
 Armstrong, Bob 1982-83
 Armstrong, Isaiah 2016
 Arnold, Josh 1988-91
 Asay, Bert 1934-35
 Asiata, Ephraim 2024
 Ash, Wayne 1956
 Ashdown, Bob 1964-66

Ashman, John 1990
 Ashworth, Luke 2005, 08-10
 Atkinson, Bryant 2002-03
 Atkinson, Dave 1971-73
 Atkinson, Jordan 2009-2010
 Atuaia, Donny 1996-1999
 Atuaia, Mark 1991, 94-96
 Attig, Aaron 2007
 August, Bill 1971-72
 Aulai, Sete 2006-07
 Aupiu, David 1979-82
 Autentico, Randy 1963
 Awai, Barrett 1991-92

BBB

Badger, Chris 2013-16
 Badger, Lonnie 1953
 Bagnah, Isaiah 2023-24
 Bailey, Joe 1971-73
 Bailey, Mike 1971
 Baker, Frank 1961-63
 Baker, Wayne 1972-74
 Bamba, Mory 2022
 Balderree, Tanner 2015-17
 Baldwin, Sam 2016
 Baldwin, Tom 1993-95
 Balholm, Neil 1981-82
 Ball, Jason 1993
 Ballard, Jim 1963
 Ballif, Ariel 1924
 Ballif, Jae 1950-52
 Ballif, Mark 1929
 Balmforth, Jim 1988-90
 Baltzer, Tom 1966-67
 Bamba, Mory 2023-24
 Banker, Carl 1962-63
 Banky, Richard 1965-67
 Banzhaf, Steve 1970
 Barker, Todd 1999
 Barney, Chad 2002-03
 Barrington, Campbell 2021-22
 Barrington, Clark 2019-22
 Barrow, Bob 1961-63
 Barrus, Dave 1958-59
 Basinger, Earl 1927
 Bateman, Eric 1995-97
 Bateman, Fred 1939-40
 Bateman, Max 1936-37
 Bates, Dan 2004-06
 Bates, Derick 1995-98
 Bates, Layne 1989
 Batty, Tyler 2020-24
 Bauman, Matt 2004, 07-09
 Bean, Bob 1966-67
 Bean, Larry 1952
 Bean, Ron 1943-54
 Beatty, Byron 1989
 Bechtold, John 1983
 Beck, Jason 2004, 06
 Beck, John 2003-06
 Beck, Ryan 2004-05
 Beck, Tyler 2007, 11-13
 Beckett, Paul 1988
 Beckstead, Chad 1936-38
 Beckstrom, Mark 1949
 Belcher, Curg 1964-67
 Bell, Jeff 2007-09
 Bell, Tom 1977-79
 Bellini, Mark 1982, 84-86
 Bellini, Matt 1987-90
 Belnap, Bud 1958-60
 Bench, Dean 1925
 Benson, Don 1948-50
 Bennion, Roy 1955, 58-59

Bergeson, Eric 1988-89
 Bernard, Francis 2015-16
 Berry, Matt 2002-05
 Berry, Rex 1948-50
 Berntsen, Mark 1975-77
 Bertotti, George 1932
 Betham, Jimmy 1999-00
 Betham, John 1972-74
 Beverley, Kish 2002
 Biddulph, Floyd 1931-32
 Biddulph, Buddy 1925
 Biddy, Bob 1975-76
 Biegel, Rocky 1988-91
 Biegel, T.D. 1993-94
 Billick, Brian 1974-76
 Bills, Bob 1951
 Bills, Craig 2009, 12-14
 Bills, KC 2003, 05
 Bills, Karol 1949, 52
 Bingham, Neil 1968-70
 Bird, Forest 1936-38
 Bird, Ken 1941-42
 Bird, Nick 1923
 Bisgaard, Christopher 1995-96
 Bisho, Chris 1986, 87
 Blackham, Gordon 1964-65
 Blackham, Shirl 1939-40
 Blackmon, Devon 2014-15
 Blackwell, Clay 1978-79
 Blanc, Jeff 1973-76
 Bledsoe, Jared 1998
 Bloomfield, Henry 1995-96
 Bloomfield, Tefua 1994-95
 Boardman, Alan 1993-96
 Bockwoldt, Colby 2000-03
 Bohanon, Gerry 2024
 Bolden, Chris 2006-07
 Bolli, Tyler 1993-96
 Boren, Jacob 2021-23
 Borgia, John 1984-87
 Bosco, Angelo 1951
 Bosco, Robbie 1983-85
 Boulter, Roy 1947
 Bower, Wayne 1971-73
 Bowers, Carl 1969-71
 Bowers, Dan 1969-71
 Bowers, Wesley 1942
 Bowman, Bernardino 1922-24
 Bowman, George 1951-53
 Bowman, Spero 1970-71
 Boyce, Andy 1988-90
 Boyette, Casey 1966-68
 Bozich, Craig 1966-68
 Bradford, Perry 1978
 Bradley, Brandon 2007-10
 Brady, Mark 1979-81
 Brady, Mike 1960-62
 Brady, Phil 1962-64
 Brady, Steve 1980-81
 Braga, Matt 1979-80
 Brandon, Josh 2002-03
 Brasher, Austin 2015
 Brathwaite, Reynaldo 2003
 Bray, Ken 1963-65
 Brewster, Dennis 1963-65
 Bright, Travis 2006-08
 Brink, Lloyd 1938-40
 Brinley, Eldon 1928-30
 Brock, Randy 1991-94
 Brooks, Brannon 2008
 Brooks, Christopher 2022
 Brooks, Dave 1971-73
 Brooks, Michael 1988
 Brown, Algernon 2013-16



Brown, Braden 2009-12
 Brown, Clay 1978-80
 Brown, Curtis 1958
 Brown, Curtis 2002, 04-06
 Brown, Jackson 2003
 Brown, Javelle 2021
 Brown, Manaia 2003-05
 Brown, R.K. 1957-58
 Brown, Reed 1976
 Brown, Rhen 2010
 Brown, Terence 2005, 09-11
 Brown, Tyrone 1997-98
 Brumfield, Scott 1991-92
 Brundage, Dewey 1951-53
 Bryant, Bill 1990-92
 Bryant, Dan 1995
 Bryant-Strother, Choe 2024
 Bryson, Thomas 2010
 Buchanan, Kayle 2004-07
 Buchanan, Rob 1978-79
 Buck, Jason 1985-86
 Buckner, Robbie 2009-12
 Bullock, Burt 1956, 58-59
 Bunker, Carl 1962-63
 Bunnell, Karl 1927-29
 Bunnell, Merrill 1922-23
 Burbidge, Jon 2001-04
 Burningham, Rex 1982-83
 Burr, Bruce 1950
 Burr, Tom 1951
 Burt, Riley 2015, 18
 Busenbark, Don 1986-88
 Bushman, Matt 2017-19
 Bushore, Don 1946-49
 Buswell, Blair 1981
 Butler, Tony 1982
 Buys, Joseph 1926-28
 Bybee, Royce 1979-80
 Bywater, Ben 2020-23

CCC

Cabulagan, Pat 1981-83
 Cahoon, Ben 1996-97
 Cahoon, Brad 1986-87
 Caldwell, Paul 1955-58
 Call, Dee 1942
 Call, Ken 1967-68
 Campbell, Jason 1995
 Campora, Steve 1956
 Campos, Dave 1977
 Canada, Squally 2016-18
 Cannon, Curt 1996-97
 Carlile, Alan 1977
 Carlson, Brent 2000-03
 Carlson, Chuck 1974-76
 Carlson, Clark 1973-75
 Carlson, Kent 1986
 Carlson, Steve 1979-80
 Carr, Larry 1972-74
 Carter, Nate 2014-15
 Carter, Virgil 1964-66
 Carter, Ross 1952
 Chadwick, Dave 1948-49, 52
 Chaffetz, Jason 1988-89
 Chamberlain, Garth 1939-41
 Chamberlain, Royal 1922
 Chamberlain, Royal 1992-93
 Chambers, Austin 2017, 19
 Chambers, O'Neill 2008-09
 Charlton, Scott 1989-91
 Chatterton, Marc 1942
 Chatterton, Marcell 1946
 Chidester, Kaden 2024
 Chipman, Dee 1939-41
 Chitty, Leonard 1986-87
 Chow, Warren 1987
 Christensen, Brady 2018-20
 Christensen, Caleb 2020-21, 23

Christensen, David 2000, 02-03
 Christensen, Jack 1936-38
 Christensen, John 1990-91
 Christensen, Quinn 2002-03
 Christensen, Rex 1937
 Christensen, Steve 1968
 Christensen, Steve 1992-93
 Christensen, Toby 2000-03
 Christensen, Todd 1974-77
 Christiansen, Brian 2002
 Christianson, Frank 1992-93
 Christley, Milan 1957-59
 Christopoulos, Tony 1949
 Chronister, Mike 1976-78
 Clark, Brad 1989-92
 Clark, Glen 1946-49
 Clark, Jayson 2006
 Clark, Tim 1986-88
 Clark, Tom 1956-57
 Clarke, Willard 1925-26
 Clawson, Coleby 2008-09
 Clements, Steve 1992-94
 Close, Calvin 1977, 80-81
 Clove, Alvie 1949-50
 Coats, Daniel 2003-06
 Cobabe, John 1954
 Coggins, Deven 1988-89
 Cole, Tom 1958-59
 Collie, Austin 2004, 07-08
 Collie, Dylan 2018
 Collie, Scott 1979-82
 Collie, Zac 2004-06
 Collins, Marque 2024
 Coloma, Jason 1976-78
 Colson, Terry 1965-67
 Colvin, Reed 1927
 Condie, Brandon 1996-97
 Condie, Howard 1957
 Condie, Vernon 1931-33
 Conners, Chris 1990-91
 Conrad, Mike 1961-63
 Cook, Ben 1995-97
 Cook, Cory 1993-94
 Cook, Jamie 1994-95
 Cook, Jerry 1965-67
 Cook, Wayne 1934-35
 Coon, Dave 1970-71, 73
 Coon, Doug 1972
 Cooper, Brett 2003-06
 Cooper, George 1930
 Cooper, Jason 1993-95
 Corbett, Don 1924-27
 Corbett, George 1927
 Corchnoy, Barry 1962-64
 Corless, Albert 1927
 Corley, Stacey 1988-90
 Corson, Steve 1977
 Cospers, Brayden 2020, 22
 Covey, Sean 1987-89
 Cowart, Jeff 2000-02
 Cox, Matt 1995-97
 Crandall, Ray 1971
 Crane, Reed 1935-36
 Cravens, Jackson 2023
 Crichton, Tui 2009, 12-13
 Criddle, Ben 2006-07
 Criddle, Matthew 2018-22
 Criddle, Jesse 1950
 Critchlow, Joe 2017, 19
 Crittenden, Jim 1954-55
 Crompton, Craig 1970-72
 Crowe, Chris 1974-75
 Crutchfield, Tony 1988-91
 Cunningham, Harold 1951-52
 Cupp, Aaron 1995-98
 Cutler, Chuck 1986-88
 Cutler, Dallin 2011

DDD

Dabney, Jaron 1997, 99
 Dalebout, Paul 1956
 Daley, Michael 2023
 Dalley, Alvin 1947-49
 Daly, Ron 1949-50
 Damuni, Jack 1993-94
 Damuni, Raider 2023-24
 Dangerfield, Steve 1960
 Daniel, Robertson 2013-14
 Darling, Dick 1960-62
 Dastrup, Andy 1928-30
 Davis, Akile 2015, 17-18
 Davis, Bill 1978-80
 Davis, Bob 1987-89
 Davis, Kirk 1987-88
 Davis, Michael 2013-16
 Davis, Miles 2020, 22-24
 Davis, Rob 1997-98
 Davis, Russ 1978
 Dawe, Parker 2015-16
 Dawe, Zac 2018-20
 Dawson, Ted 87-88, 92-93
 Dean, Logan 2002
 Deavitt, Willard 1939
 Decker, Merle 1946
 DeCoite, Dan 1999
 Deeds, Keith 1947-49
 Deeds, Scotty 1946-47
 Denney, Brett 2006-09
 Denney, John 2002-04
 Denney, Ryan 1998-01
 Dennis, Lonnie 1957-59
 Denney, Craig 1971-73
 DeSantis, Steve 1990
 Detmer, Ty 1988-91
 Dewey, Steve 1974-76
 Dignan, Tom 1974-75
 Dimick, Bob 1949-50
 Di Luigi, JJ 2008-11
 DiPadova, Nick 2002
 Dixon, Sanky 1926-28
 Dixon, Donald Jr. 1955-57
 Dixon, Buck 1922-25
 Dixon, Norm 1988-90
 Dixon, Owen 1939-41, 46
 Dixon, Rick 1967-69
 Doe, Kevin 2024
 Doerr, Dick 1949
 Doman, Brandon 1998-01
 Doman, Bryce 1988, 92-94
 Doman, Cliff 1996-99
 Doman, Dennis 1970-71
 Doman, DJ 2013-14
 Doman, Kevin 1985-86
 Doman, Shawn 2006-09
 Doney, Darrell 1950-52
 Dow, Mac 1936
 Dowell, John 1976
 Drage, Eric 1990-93
 Duerden, Verle 1949
 Dugger, Jerry 1971
 Duke, Dev 1973-74, 77
 Dulani, Ian 2006-08, 11
 Dunham, Tyson 2002-03
 Dunlap, Jayden 2024
 Dunn, Gary 1958-59
 DuPaix, Roger 1960-62
 Duran, Dave 1965
 Durrant, Jim 1934
 Duva, Jeff 1975
 Dvorak, Bill 1970-71
 Dyches, Ronald 1928-30
 Dye, James 1995-96
 Dye, Trey 2014-15, 17
 Dyer, Lee 1942



EEE

Earp, Robert	1952
Eason, Corby	2009-11
Ebunoha, Chika	2022-24
Eccles, Jim	1947-49
EchoHawk, Larry	1968-69
EchoHawk, Tom	1972-73
Eckel, Paul	1957-59
Eddo, Mike	1982-83
Edmonds, Aaron	2000-01
Edwards, Corey	2015-17
Edwards, Elan	1999-00
Edwards, Jimmy	1981, 84-86
Edwards, Jim	1989, 92-94
Edwards, Matthew	2010-11
Egbert, Hal	1948
Egbert, Wendell	1952
Eggertsen, Armand	1931-32
Ehin, Chuck	1979-82
Ehrmann, Paul	1965-66
Eichorn, Jake	2024
Eide, Andrew	2016
Edredge, Koa	2023-24
Eldredge, Lloyd	1980-82
Elewonibi, Mo	1988-89
El-Bakri, Bracken	2017-20
El-Bakri, Brayden	2015-18
Elliott, Kurt	2000-01
Ellis, Jeff	1995-98
Ellis, Keenan	2018-20
Ellison, Chris	1997-98
Empey, James	2018-21
Empey, Mike	1987, 91-93
Ena, Justin	1997-02
Engemann, Bret	1999-02
Engstrom, Bryan	2015
Enlow, Tom	1977-78
Epps, Kody	2020, 22-24
Erdhaus, John	1967
Erickson, Ethan	2022-24
Esera, Siale	2023-24
Esukpa, Emmanuel	2019
Etienne, Caleb	2023-24
Evans, Joe	1990-91
Everett, DeQuan	2011-12
Eyre, DeRay	1951-53
Eyre, Nick	1976, 78-80

FFF

Faalufua, Wayne	1981-82
Facer, Steve	1969-71
Fairbanks, Lloyd	1973-74
Fakahua, Mason	2021-23
Fales, Andrew	1998-00
Fall, Terence	2020-22
Falslev, JD	2010-13
Fannin, Scott	1996
Fangupo, Hebron	2011
Farasopoulos, Chris	1968-70
Farmer, Lance	1991
Farmer, Scott	1956
Farner, Nairne	1962-63
Farnsworth, Harold	1972-73
Farris, Alex	2000-01
Fauatea, Lorenzo	2018-21
Faulkner, Jim	1969-70
Faupula, Elias	1994-95
Favero, Dewey	1933-34
Feinga, Ray	2005-08
Felt, Dick	1952-54
Fenassy, Bob	1953
Fennegan, Garth	1992
Ferrin, Will	2023-24
Feterik, Kevin	1996-99
Feula, Vince	2004-05
Fevaleaki, Seleti	2020

Ficklin, Quin	2016
Fields, Tony	1997
Filiaga, Pulusila	1979-81
Final, Pisa	1975
Finau, Sione	2019-20
Finrock, Dennis	1969
Fisher, Paul	2003
Fisher, Steven	2009
Fitisemanu, Alema	1985, 87, 1989-90
Fitzgerald, Ian	2023
Flaherty, Bob	1951
Flammer, Mark	1978
Fleming, Lucky Dare	1969-70
Flint, Brandon	1981-83
Foketi, Mosese	2007-08
Foley, Matt	2015-18
Folsom, Ryan	2010-11
Fonua, Kavika	2014, 16-17, 19-20
Foot, David	2010-12
Foreman, Nate	1996-97
Foreman, Roderick	1997
Fort, Neal	1987, 89-90
Fortie, Eldon	1960-62
Fowler, Blaine	1983-85
Fowler, Gavin	2017-18
Fowler, Kellen	2002-03, 07-08
Francis, Dave	1978-80
Francisco, Aaron	2001-04
Frandsen, Jeff	1987-89
Frankovich, George	1952
Frantz, Gene	1960-62
Frazier, Danny	1977
Frazier, Dion	1960-63
Frazier, Jameson	2009-11
Frazier, Sid	1965-67
Freeland, Blake	2019-22
Freeland, Jim	1994-95
Freeman, Mark	2008
Freeman, Ryan	2006, 09-12
Friel, Kaneakua	2008, 11-13
Frierson, York	1999
Frisch, Byron	1996-99
Fua, Alani	2011-14
Fuga, Romney	2006, 09-12
Fuller, Boney	1922-26
Fuller, Troy	1986-89
Fulton, Ira	2003
Furstenau, Todd	1995
Fusi, Edward	2013-14
Futrell, David	1984-87

GGG

Gabriel, Dustin	2004-06
Gagnier, Tavita	2020, 22
Galea'i, Jay	2010-11
Gali Jr., Setema	1997-00
Gallow, Dimitri	2019
Garber, Jon	1989-90
Gardner, Dean	1939-40
Gardner, Glenn	1965-66
Gardner, Morris	1946
Garrett, Camden	2023
Garrick, Craig	1982-84
Gaskins, Brenden	2007-09
Gaspard, Al	1977-78
George, Andrew	2006-09
Germann, Chris	1986-87
Ghanwoloku, Dayan	2016-19
Gibbs, Nathan	1992-94
Gifford, Jack	1960
Gilbert, Art	1938, 40
Giles, Earl	1935
Giles, Mark	1973-75

Giles, Scott	1990-91
Gilford, Jernaro	1999, 01-03
Gillenwater, Gil	1972-73
Gillespie, George	1932-34
Gillespie, Gerald	1935-37
Gillespie, Horace	1946-49
Gillespie, Jeremy	2003-04
Giordano, Gabe	1995-97
Giordano, Philip	1994-97
Glatch, Bill	1969-70
Glasker, Isaiah	2023-24
Gledhill, Elwood	1923-24
Gomes, Lenny	1991-93
Gomm, Ken	1954
Gooch, David	2004
Gooch, Quinn	2004-07
Gordon, Aaron	2005-06
Gourley, George	1971-72
Gourley, Roger	1975-77
Gouveia, Kurt	1983-85
Gravelle, Gordon	1968-69
Gray, Derwin	1989-92
Gray, Brian	1998-99
Green, Eddie	1987, 89-90
Greene, John	1965
Greene, Kamel	2016-17
Greene, Trevion	2017
Griffin, Don	1968-70
Griffith, Kent	1989-91
Griffith, Melvin	1930-32
Griffitts, Bobby	1993
Griffitts, Kyle	2017, 19-20
Gruber, George	1967-69
Gulley, Jaterrius	2015
Gulstad, Chris	1992
Gunderson, Brian	1970-71
Gunderson, Ryan	2000-01
Gunther, Kurt	1980-82
Gunther, Talmage	2020-23
Gustavson, Paul	1973

HHH

Hadfield, Mark	1994
Hadley, Matt	2012, 15-18
Hadley, Preston	2011-12
Hadley, Spencer	2008, 11-13
Hafoka, Spencer	2008-11
Hagen, Cody	2024
Hague, Mike	2006, 09-13
Hahn, Gary	1975-76
Hale, Chris	1999, 03-05
Hale, Guy	1962-64
Hale, Lane	1994-96
Hales, Iman	1931
Hall, Jan	1968
Hall, Jaren	2019, 22
Hall, Kalin	1992-93
Hall, KJ	2016-17
Hall, Marshall	1961-62
Hall, Max	2007-09
Hall, Miles	2024
Hall, Nathan	1992-93
Hall, Steve	1969-70
Hall, Travis	1991-94
Halladay, Soren	1998-01
Halvorson, Tim	1975, 78-79
Hamblin, Bob	1951-52
Hamblin, Jay	1948-50
Hamilton, Larry	1982-84
Hamilton, Waymon	1980-83
Hancock, Larry	1950-52
Hancock, Ryan	1991-92
Handley, Darren	1986-88
Hanks, Dave	1956
Hanks, Wayne	1933
Hanna, Sam	1968



Hannemann, Ammon 2021-23
Hannemann, Micah 2012, 15-17
Hansen, Bill 1994-95
Hansen, Braden 2009-12
Hansen, Brian 1978, 81-82
Hansen, Bruce 1981, 85-86
Hansen, Dan 1970-72
Hansen, Danny 1977-79
Hansen, Mark 2003
Hansen, Regan 1986-88
Hansen, Shad 1989-92
Hanshaw, Tim 1992-94
Hapi, Joe 1931
Harding, Doug 1998-99
Hardisty, Brad 1982
Hardy, Ariel 1937
Hardy, Merrill 1948-49, 53
Harline, Jonny 2005-06
Harmann, Gary 1968-69
Harmer, Larry 1994
Harn, Gary 1967-69
Harper, Jared 2002
Harper, Matt 1997
Harper, Micah 2020, 22, 24
Harper, Steve 1982-83
Harrington, Alema 1986-88
Harrington, Tau 1988, 90
Harris, Antwaun 2004
Harris, Carl 1924, 26
Harris, George 1975-77
Harris, Jeff 1977-78
Harris, Kelly 1976-77
Harris, Koy 2019
Harris, Mitch 2017-19
Harston, Pete 1988-90
Hart, Kay 1932-34
Hartsfield, JD 1997-98
Hartwig, Dan 1977
Harvey, James 1990
Harvey, Terrence 1997
Hatch, Jake 1998
Hatch, Victor 1922
Haunga, Pokai 2024
Hawkins, Harold 1959
Hawkins, Wally 1967-68
Haws, Caden 2020-23
Haycock, Bevan 1949
Hayes, Kaleb 2021-22
Haymond, Steve 1983-84
Haysbert, Adam 1983-84
Heaney, Brandon 2001-02, 04
Heaps, Jake 2010-11
Heaps, Larry 1968-70
Heckard, Eddie 2023
Hecker, Jim 1942
Heder, Austin 2011, 14-16
Heggins, James 1994
Heimuli, Anthony 2009
Heimuli, Hema 1992-95
Heimuli, Houston 2022
Heimuli, Lakei 1983-86
Heinz, Lyle 1954
Henderson, Dave 1989-91
Henderson, Kurt 2013-15
Hennefer, Mike 2000
Henstrom, Doug 1997-99
Herget, Todd 1991-93
Hernandez, Tony 1976-77
Herrick, Joe 1991-93
Herring, Chandon 2018-20
Herring, Eli 1987, 91-94
Herring, Isaac 1999-02
Herrmann, Jim 1981, 83-84
Herron, Isaiah 2019-21
Hess, Connell 2010-11
Hess, Dean 1939-40

Hickman, Wayland 1993-94
Hifo, Aleva 2016-19
Hifo, Marvin 2017
Hill, Dick 1948-50
Hill, Keanu 2020-24
Hill Taysom 2012-14, 16
Hilton, Jack 1954-56
Hinckley, Fritz 1923-25
Hinckley, Mike 1955
Hinds, Troy 2014
Hiné, Adam 2012-15
Hoagland, Greg 1996
Hobbs, Richard 1985-87
Ho Ching, Toloa'i 2014-15
Hodgkiss, Corby 2003, 05-07
Hoffman, Cody 2010-13
Hogan, Adam 2012-13
Hogan, Britton 2020-22
Hoge, Beau 2015, 2017
Hoge, Chris 1988
Hoge, Tristen 2018-20
Hoggan, Mike 1985, 90-91
Hoke, Chris 1997-00
Holo, Tevita 2009
Holder, Curtis 2002
Holker, Dallin 2018, 21
Holle, Kirk 1990
Holman, Howard 1959
Holmoe, Tom 1979-82
Holt, Austin 2010-13
Holt, Gayle 1946-48
Holtry, Jeff 1999-00
Homolik, Wes 1967, 69-70
Hooks, Margin 1997-00
Hooks, Terrance 2006-09
Hoover, Bliss 1928-30
Hopkins, Tom 1981-82
Horlacher, Fred 1931
Hornung, Reed 2010-12
Horton, Ben 1997-00
Houk, Terrenn 2012-15
Howard, Bob 1923-25
Howard, Brandon 2006-08
Howard, Paul 1970-71
Howell, O'Neil 2002-05
Hoyt, Austin 2015-18
Hubbard, Dave 1974-76
Hubbs, Keith 1957-59
Huber, Max 1965-67
Huckaby, Jay 1985-87
Hudson, Gordon 1981-83
Hudson, Ray 2004
Hughes, Brian 1993-94
Hughes, Erik 1991-92
Hullinger, Jess 1923-24
Hulse, Clarence 1952
Hunt, Ed 1956
Hunt, Kahlili 1972-73
Hunter, Brad 1986, 90-92
Hunter, Greg 1987-88
Hunter, John 1985-88
Hunter, Logan 1971-72
Hunter, Shane 2009-10
Huntsman, Scott 2015
Hutchins, Aaron 1996
Hutchinson, Grant 1932-34
Hutchinson, Nate 2006
Hyder, John 1969-70



Ieremia, Mekeli 1974-77
Imboden, Earl 1946



Jackson, Chris 2020-22
Jackson, Elwood 1922

Jackson, Fisher 2021-23
Jackson, George 1940
Jackson, Harvey 2014
Jackson, Kip 1968-70
Jackson, Scott 2000-03
Jackson, Weldon 1956-58
Jacobsen, Lloyd 1966-67
Jacobsen, Mike 1962-64
Jacobsen, Mike 1968-70
Jacobson, McKay 2006, 09-11
Jacobson, Ron 1956, 58
Jacobson, Tanner 2016-18
James, Don 1953-54
James, Joe 1967
Jaramillo, Jim 1978-80
Jaussi, Landon 2008-10
Jenkins, Ronney 1996-98
Jenkins, Mike 1990-91
Jenne, Bruce 1990-92
Jennings, Gordon 1964-66
Jensen, Alex 1999
Jensen, Blake 1982-83
Jensen, Bob 1986-87
Jensen, Cameron 2004-06
Jensen, Craig 1974-76
Jensen, Drew 2019-21
Jensen, Ken 1939
Jensen, Michael 1980-82
Jensen, Phil 1972-75
Jensen, Roland 1939-40
Jeppesen, Garen 1987-88
Jeuzy-Lally, Gabe 2022
Jewkes, Jackson 1936-38
Jimenez, Jacob 2015, 18
John, Delmar 1941
Johnson IV, Batchlor 2019
Johnson, Brent 1978-79
Johnson, David 2002
Johnson, Duane 1987-89
Johnson, Dustin 1995-97
Johnson, Evan 2023-24
Johnson, James 1993-96
Johnson, Jim 1960-61
Johnson, Jordan 2011-12, 14
Johnson, Kyle 2013-15
Johnson, Lee 1981-84
Johnson, Louis 1930-31
Johnson, Malcolm 1934
Johnson, Marques 2013-14
Johnson, Matt 1998-99
Johnson, Merrill 1960
Johnson, Scott 2007-09
Johnson, Sid 1979
Johnston, Carroll 1956-57
Johnston, Mike 1992-95
Joiner, Isiah 2000
Jolley, Doug 1998-01
Jones, Breyon 2002-03, 05
Jones, Charles 1996
Jones, Danny 2018-19
Jones, Grant 2015-17
Jones, Homer 1979-80
Jones, Jimmy 1981-82
Jones, Lloyd 1978-80
Jones, Monte 1963-65
Jones, Rick 1968, 70
Jones, Richard 1977
Jones, Robert 1963
Jones, Roy 1956
Jorgensen, Austen 2007, 10-13
Jorgensen, Jan 2006-09
Jorgensen, Todd 1992
Jory, Justin 2000, 03
Juergens, Garrett 2014-16
Juergens, Mitchell 2014-16



KK

Kabeya, Jonathan	2024
Kafentzis, Austin	2017-19
Kafu, Solomon	2008, 11-14
Kahaiali'i, Walter	2007, 10-11
Kaluhiokalani, Kalama	2010
Kama, Gary	1975-77, 79
Kanahele, Marcus	1975-76
Kanuch, Tuni	2014-17
Kapele, John	1957-59
Kapele, John	1987
Kapisi, Jared	2018, 20-21
Kariya, Bryan	2008-11
Karpowitz, Bob	1949-51
Kasper, Chris	2000
Katoa, Andy	1985-86
Katoa, Fotu	1989
Katoa, Fred	1990
Katoa, Lopini	2018-22
Kauffman, Earl	1988-91
Kaufusi, Ace	2023-24
Kaufusi, Bronson	2012-15
Kaufusi, Corbin	2016-18
Kaufusi, Devin	2018-19
Kaufusi, Isaiah	2017-20
Kaufusi, Jackson	2019-22
Kaufusi, Rich	1989-90
Kaufusi, Steve	1986-87
Kaumatule, Moses	2015-16
Kautai, Teu	2013-15
Kaveinga, Uona	2011-12
Kawaa, John	1962-63
Kealaluhi, K.O.	1995-96
Kearsley, Brayden	2013-14
Keele, Eddie	2003-06
Keele, Ryan	2001-02
Kehl, Bryan	2002, 05-07
Kehl, Ed	1995-98
Keim, Brayden	2020-24
Keim, Mike	1988-90
Keisel, Brett	1998, 00-01
Keitzman, Jim	1946-47
Kellermeyer, Doug	1981-83
Kelley, Isaac	1999-01
Kelly, Jack	2024
Kennedy, Jared	1996-97
Kessler, David	2015
Kim, Moses	1964-66
Kimball, Edwin	1923-24
Kimball, Tim	1948-49
Kimball, Tom	1938
Kimball, Warren	1951
Kimmel, Jim	1962-64
Kinard, David	1985, 89-91
Kinder, George	1958
King, David	1984-86
Kingston, Parker	2023-24
Kiser, Larry	1987
Kline, Dan	1966
Knight, Ron	1970-71
Knight, Shawn	1983-86
Knight, Tim	1986-88
Knight, William	1994
Knoblauch, Paul	1962-64
Knowles, Chad	1992-94
Knudsen, Clarence	1924-26
Knudsen, Moyle	1936-38
Kochevar, Lewis	1950-51
Kochevar, Paul	1953-54
Kolbaba, Nathan	2002-03
Koller, Lyle	1946-49
Kormylo, John	1978
Koroma, Tejan	2014-17
Kozlowski, Glen	1981, 83-85
Kozlowski, Tyler	2007-08
Krupp, Carter	2022
Kuhlman, Bill	1956

Kukahiko, Jason	2001-04
Kuresa, Jake	2003-06
Kuresa, Alex	2011-12
Kurtz, Nick	2015-16

LLL

Lacey, Mike	1979-81
LaChance, Harris	2019-22
LaComb, Frank	1932-34
LaComb, Gary	1954-55
Ladd, Tom	1989-91
Lafitte, Michael	1999-01
Lahmann, Tom	1966-68
Lamb, Ed	1995-96
Lamb, Tucker	2009
Lambert, Darrin	1987
Lane, Eric	1979-80
Langi, Harvey	2014-16
Lapuaaho, Ului	2014-15, 18
Lapuaaho, Weylin	2023-24
Lark, James	2010-12
Larsen, Bob	1971-73
Larsen, Josh	2022
Lasike, Paul	2012-14
Lassiter, Darius	2023-24
Latimer, Don	1954
Latu, David	2023
Latu, Wayne	2005, 08
Lauder, David	1992, 94
Laulile, Tomasi	2014-16
Laulu-Pututau, Moroni	2015-16, 18-19

Lavery, Ben	1965-66
Lawlor, Quinn	2013
Leausa, Austin	2024
Leavitt, Dallin	2013-14
Leavitt, Fred	1955, 58-59
Leavitt, Hafen	1939
Leavitt, Jared	1990-91
Ledbetter, Lennon	1980-81
Ledenko, Rob	1983-84
Lee, Austin	2017-19
Lee, Ervin	1989-91
Lee, Hiva	2017
Lee, Jared	1999-00
Leeper, Bill	1967-68
Lefevre, Reg	1939-40
Legas, Dick	1968-70
Leiataua, Uriah	2017-21
Leonard, Drew	1937-38
Lesatele, Lene	2015
Leslie, Jordan	2014
Leung-Wai, Aveni	2010-11
Leuta-Douyere, Jher.	2012-15
Lever, Keith	1990-91
Lewis, Burnell	1931
Lewis, Chad	1993-96
Lewis, Gail	1939-41
Liapis, Pete	1946
Liava'a, Tevita	1997
Liday, Bob	1942
Liljenquist, Joe	1969-71
Linder, Jack	1961-62
Lindley, Lance	1984-85
Lindquist, Ed	1963
Lindsley, Steve	1985-86
Lindstrom, Dave	1949, 52
Lindstrom, Jeff	1993
Linehan, Jonny	2015-17
Linford, Frank	1974
Linford, Jay	1983
Linford, Paul	1972-74
Linford, Ray	1978-80
Litchfield, Randy	1973
Livingston, Hayden	2019-21
Livingston, Jeff	1961-63
Livingston, Joe	1973

Lloyd, Cecil	1948-49
Lloyd, Don	1925
Lloyd, Vaughn	1935-38
Lloyd, Wesley	1925
Lobue, Sam	1973-74
Logan, Brian	2009-10
Lomax, Desmond	1996-97
Long, Rod	1948-50
Long, Troy	1985-88
Longhurst, Herman	1940-42
Longshore, Nick	2006
Longson, Kieffer	2017-20
Loper, Mike	1966-68
Lopez, Richard	1966-68
Loose, Bob	1954
Lott, Dean	1986-87
Loveless, Elmer	1928-29
Lovely, Gary	2004-06
Lowe, Josh	1997-00
Lowry, Dave	1974-76
Luekenga, Kyle	2005-06, 08
Luettergrod, Justin	2004-05
Lundberg, Jerry	1952
Lunt, Lane	2020-22
Lupoi, John	1967-69
Lutui, Logan	2023-24
Lyman, Jeff	1969-70
Lyons, Marc	1967-69
Lyons, Walter	1935

MMM

Maddux, Justin	2003-05
Madsen, Lowell	1950-52
Madarieta, Levi	2001-03
Madsen, Michael	1999-00, 02
Maeser, Keith	1922
Magalei, Issiah	1996-98
Magalei, Shane	1996-99
Magleby, Francis	1948-49
Magleby, Russell	1928-30
Magoffin, Dick	1958-59
Mahe, Atunaisa	2019, 2021-23
Mahe, Reno	1998, 01-02
Mahina, Devin	201, 12-14
Mahoney, Tim	1974
Mahuika, Bryce	2004, 06-08
Maiava-Peters, Sol-Jay	2020
Maile, Paul	2023
Maile-Kaufusi, Orion	2024
Makasini, Sonny	2024
Malarsie, John	1961-63
Mandell, D'Angelo	2018-22
Mangelson, Blake	2021-24
Mangum, Parker	2009
Mangum, Tanner	2015-18
Mannion, John	1981-82
Manson, Hunter	1922-23
Manson, Judd	1930-32
Manumaleuna, Eathyn	2007, 10-13
Manwill, Walt	1978-81
Marchello, Ivan	1989
Marion, Keelan	2023-24
Marking, Jerry	1940-41
Marquardt, Daniel	2002-05
Marquardt, Michael	2001, 04
Marriott, Bill	1962-64
Marriott, Todd	1988
Marshall, Bob	1963-64
Marshall, Hunter	2016
Marshall, Matt	2008-11
Martin, Brad	1995-98
Martin, Drayton	1990
Martin, LJ	2023-24
Martini, Ralph	1987
Martinez, Joe	1952, 55
Matau, Chris	1985-86
Mathie, Lynn	1958, 62-63



Matich, Trevor 1979-80, 83-84
 Matsuzaki, Micah 1989-91, 93
 Mathews, Marcus 2010-13
 Mathews, Mitch 2012-15
 Mathews, Ryker 2012-15
 Matthews, Bill 1956
 Matthews, Blaine 1983
 Matthews, Keith 1950-52
 Matthews, Weldon 1930-33
 Mattingly, Ty 1985-86
 Mauga, Ammon 2000-02
 Mavrakakis, Sam 1939, 41
 May, Bryan 1989-91
 Maynard, Ken 1940
 Mazorra, Dennis 1981-82
 Mazzotta, Casey 1992-93
 McBeth, Paul 1935-37
 McBeth, Travis 1987-88
 McChesney, Austin 2016
 McChesney, Jackson 2021
 McCluskey, Mark 1974-75
 McCorquindale, John 1976
 McCubbins, Aaron 1998-01
 McCullough, Hassan 1992
 McCullough, Keith 1984-85
 McDade, Jim 1983-84
 McDonald, Brian 2000-01
 McDonald, Jay 1984-85
 McEuen, Kurt 2008
 McEwen, Terry 1976-77
 McFarland, Darius 2019
 McFarlane, Nyle 1958
 McFerren, Brandon 2000
 McGinn, Joe 1958-59
 McGiven, Gary 2003-04
 McGuire, Kaipo 1993-96
 McIntosh, Kimball 1924
 McKee, Dave 1977-78, 81
 McKenzie, Brian 1996-97
 McKenzie, Marcus 2023-24
 McLaren, Dave 1955
 McLaughlin, Derek 2005-06
 McLaughlin, Jared 2005-06
 McMahan, Jim 1977-78, 80-81
 McNabb, Bill 1982-83
 McNaughton, Austin 1964
 McTyer, Tim 1995-96
 McWhorter, George 1949-50
 Meadows, Billy 1953
 Mees, Carter 2009-11
 Mees, Mike 1979, 81-82
 Meibos, Jared 2001-03
 Meikle, Nathan 2005-06
 Mendenhall, Pete 1923-26
 Mendenhall, Mat 1975-79
 Mendenhall, Paul 1953-54
 Mendenhall, Ron 1969-70
 Mendenhall, Wilford 1923-24
 Mendenhall, Zed 2010-12
 Mendenhall, Zeke 2009-10
 Mercado, Hank 1968
 Merkeley, Floyd 1933-34
 Merkley, Cecil 1924-25
 Merkley, Doran 1961-63
 Merkley, Scott 1992-94
 Merrill, Kimball 1946-48
 Merrill, Ray 1929-31
 Meserve, Matt 1989, 92-95
 Meteer, Dave 1974-76
 Meyer, Gerald 1968-70
 Mikkelsen, Andrew 2014, 16-18
 Miles, David 1985-87
 Mili, Itula 1991, 94-96
 Miller, Bill 1969-71
 Miller, Drew 1997-98

Miller, Jay 1972-74, 76
 Miller, Larry 1975-78
 Miller, Lynn 1922
 Miller, Steve 1975-76
 Miller, Tom 1977-78
 Miller, Val 1972-73
 Millet, Floyd 1932-33
 Mills, Dave 1981, 83-84
 Mills, Mike 1940-42, 47
 Milne, Dax 2018-20
 Mitchell, Brian 1987-90
 Mitchell, Bruce 2022-24
 Mitchell, Kevin 1983
 Mitchell, Patrick 1991-94
 Mitton, Bill 1964-65
 Miyahira, Cole 2005-06
 Moa, Aisea 2024
 Moa, Sione (LB) 2023-24
 Moa, Sione I. (RB) 2024
 Moala, John 1996-97
 Moala, Simi 2023
 Moberly, Scott 1990
 Moeaki, John 1994
 Moffat, Chad 1988, 91
 Mohtau, Ofa 2003
 Moleni, Stan 1998
 Molifua, Wally 1972-73
 Molini, Trevor 1984-86
 Monahan, John 1970-72
 Monson, Calvin 1953
 Monson, Harold 1968
 Moore, Larry 1995-96
 Moore, Malik 2018-23
 Moore, Robert 1932
 Morgan, Blake 2008-09, 13
 Morgan, Frank 1922
 Morgan, Mike 1979-82
 Morgan, Omarr 1996-97
 Morrell, Kyle 1981-84
 Morris, Michael 2005
 Morris, Rob 1993, 97-99
 Mortensen, Bennie 1950
 Mortensen, Eric 1988-91
 Mortensen, Todd 2001-03
 Morton, Kevon 1997-98
 Mo'Unga, Tevita 2015-2016
 Muehlmann, Chris 2007-08
 Muehlmann, Mike 2010-11
 Muirbrook, Shay 1993-96
 Mullenbrook, Grant 1941
 Mulleneaux, Lynn 1962-63
 Murdock, Blake 1973-76
 Murdock, Bob 1988
 Murdock, Steve 1931-32
 Murdock, Steve 1947
 Murphy, Lynn 1988
 Murray, Mark 1936
 Muse, Ivan 1953-54

NNN

Nacua, Kai 2013-16
 Nacua, Puka 2021-22
 Nacua, Samson 2021
 Nacua, Tei 2024
 Nawahine, Enoch 2023-24
 Naiwahine, Henry 1964-65
 Nance, Kent 1962, 64-65
 Nash, Andrew 1993, 97-98
 Nauahi, Phil 1987-88
 Nead, Spencer 2001-02
 Neal, Ray 1954-56
 Neal, John 1977, 79
 Neal, Mark 1987-89
 Neff, David 1981-84
 Nehring, Richard 2005
 Neilson, Scott 1977-79
 Nelson, Bill 1961-63

Nelson, Grant 2007-09
 Nelson, John 2021-24
 Nelson, Keanu 2014
 Nelson, Riley 2009-12
 Nelson, Ted 1969-70
 Nelson, Tyler 1996-99
 Newberry, Max 1965-67
 Newell, Bob 1979
 Nichols, Eddie 1969-70
 Nicoll, Kevin 1991-92
 Nielsen, Austin 2010
 Nielsen, Gifford 1975-77
 Nielsen, Mel 1950-52
 Nielsen, Wally 1950
 Nielson, Kip 2002-03
 Nielson, Mike 1999, 01
 Nilsen, Reed 1940-42, 46
 Nilsson, Jeff 1974-76, 79
 Nisonger, Hap 1931-33
 Niu, Philip 2003
 Niumatalolo, Va'a 2015-17
 Nixon, David 2003, 06-08
 Norberg, Scott 1984-85
 Norman, Keyan 2016-17
 Norton, Harold 1950
 Nowatzke, Tim 1991-94
 Nuckolls, Randy 1975
 Nua, Shaun 2002, 04
 Nuno, Carlos 1997-99
 Nwigwe, JJ 2015-17, 19
 Nyberg, Brent 1989-90
 Nyberg, Hobbs 2020-23

OOO

Oaks, Charlie 1933-35
 Oates, Barry 1980-82
 Oates, Bart 1980-82
 Oates, Brad 1973-75
 Oates, John 1985
 Oborn, Kent 1964-66
 O'Brien, Mike 1986-88
 Odle, Matt 1988-89
 Odle, Phil 1965-67
 Ofahengaue, Kelepi 1996
 Ofahengaue, Tevita 1997-00
 Ogden, John 1964-66
 Ogden, Steve 1964-66
 Ogletree, Brandon 2009-12
 Oldroyd, Herman 1948
 Oldroyd, Jake 2019-22
 Oliverson, Glen 1942, 46-47
 Oliverson, Ray 1950-51
 Olomua, Bristol 1999
 Olsen, Ammon 2013
 Olsen, Hans 1997-00
 Olsen, James 1960
 Olsen, Orrin 1972, 74-75
 Olsen, Rex 1946-47
 Olson, Brent 1968
 Olson, Mel 1964, 66, 69
 Olson, Bob 1956-58
 O'Mary, Kevin 2013-14
 O'Neil, Mike 1980-82
 Ongoongotau, Vaha 1994-95
 Oramas, Sam 1983-84
 Ord, Andrew 1999-02
 Ord, Jon 1989-92
 Ormsby, Mark 1985
 Orr, Bob 1941
 Orr, Budd 1988-89
 Orr, Richard 1984
 Osborne, Bruce 1947-48
 Oswald, David 2006-08
 Overstreet, Leroy 1960
 Oyler, Phil 1953-54

PPP



Pace, Corey 1980-81
 Pace, John 2007-09
 Packard, Paul 1922-24
 Page, Max 1970-71
 Palmer, Dennis 1964-66
 Paongo, Hala 2004-06
 Parker, Robert 1984-86
 Parks, Noah 1995
 Partridge, Truman 1922
 Patera, Dennis 1967
 Paterson, John 1967-69
 Patterson, Craig 1987-89
 Patterson, Wes 1998
 Patton, Lyle 1948
 Paulo, Ray 2023
 Paulson, Art 1949, 51
 Paulson, John 1949-50
 Pau'u, Butch 2015-18
 Pau'u, Niel 2017-21
 Paxman, Gary 1950-52
 Pay, Connor 2020-24
 Pay, Garry 1990-92
 Payne, Matt 2001-04
 Payne, Mitch 2007-10
 Paynter, Dean 1974
 Pearson, Colby 2013-16
 Pearson, Rich 1994
 Peaua, Moa 2004
 Peck, Remington 2012-15
 Pehrson, George 1935
 Pendleton, Jordan 2008-11
 Pendleton, Kirk 1981-83
 Pendleton, Lance 2002-03
 Peterson, Ben 1995-96
 Peterson, BJ 2009-10
 Peterson, Charlie 1998-01
 Peterson, Gary 1975-77
 Petersen, Greg 1981-83
 Peterson, Lawrence 1925, 28
 Peterson, Matt 2010-11
 Peterson, Paul 1999-01
 Peterson, Scott 1985-88
 Peterson, Steve 1965-67
 Pettis, Scott 1980-82
 Pettit, Marshall 1999
 Phillips, Danny 2000-01
 Phillips, Jim 1969-70
 Phillips, Jojo 2024
 Phillips, Scott 1977-80
 Pierce, Raynor 1956-57
 Pikula, Manoa 2012-15
 Pilgrim, Evan 1991-94
 Pili, Ifo 1998, 01-03
 Pili, JoJo 2009
 Pili, Keenan 2019-20, 22
 Pili, Trajan 2016-19
 Pilimal, Alema 2016
 Pistorius, Mike 1971-73
 Pittman, G 2008
 Pitman, Jonathan 1999-00
 Pitta, Dennis 2004, 07-09
 Pitts, Greg 1991-94
 Pitts, Paul 1991
 Plater, Dan 1978-81
 Pochman, Ethan 1996
 Pochman, Owen 1997-00
 Pollard, Pearl 1929
 Pollock, Jon 1993-94
 Poodry, Bradley 1949-50
 Popin, Bill 1976-77
 Poppinga, Brady 2001-04
 Poppinga, Dennis 1970-71
 Poppinga, Kelly 2006-07
 Porter, Dave 1989-90
 Porter, Ned 1949
 Poston, Ford 1999-2000
 Po'uha, Viliami 2024

PoVey, Skye 2011, 13-14
 Powell, Riggs 2017-18
 Powell, Sawyer 2016, 18-19
 Powers, Ralph 1954-55
 Prassas, Tommy 2024
 Preator, Jordan 2014-15
 Presley, Leo 1965-67
 Prested, Bob 1977, 79-80
 Preston, Mike 1971-73
 Price, Mitchell 2018-19, 21
 Price, Roger 1986
 Price, Steve 1971-73
 Prince, Clement 1930
 Pringle, Tico 2006
 Pritchard, Iona 2008, 12-13
 Probert, Leo 1929
 Probert, Marion 1951-54
 Pulsipher, Adam 2015-18
 Pulsipher, Addison 2018
 Putnam, Matt 2008-2011
 Putnam, Norman 1957-59
 Pyper, Morgan 2019-22

QQQ

Quezada, Joshua 2010, 11

RRR

Raass, John 1994-95
 Raass, Stan 1994-95
 Ralph, Dick 1956
 Ramage, Cory 1999-00
 Ramage, John 1977, 80-81
 Ransom, Villar 1942
 Rasmussen, Corey 1984-86
 Rawlinson, Doug 1985-86
 Rawlinson, Randy 1983-84
 Reading, Chris 1968-70
 Reading, Lynn 1956
 Reber, Scott 1977-79
 Redd, Glenn 1979-80
 Redden, Matt 1992-95
 Reden, Stehly 2011-12
 Reden, Garrett 2007-08
 Reed, Dermell 1994-95
 Reed, Larry 1946
 Reed, Michael 2005-08
 Reeve, Mark 1927-29
 Reeve, Wayne 1939-40
 Rehkow, Ryan 2020-23
 Reid, Adney 2003
 Reid, Andy 1979-80
 Reid, Gabriel Po'u 1999-02
 Reid, Spencer 1994-97
 Reilly, Drew 2013
 Regis, Larry 1956-57
 Retzlaff, Jake 2023-24
 Rex, Byron 1990-92
 Rex, Isaac 2020-23
 Rex, Preston 2023
 Reynolds, Dallas 2005-08
 Reynolds, Houston 2010-11
 Reynolds, Lance 1972-73, 76-77

Reynolds, Lance Jr. 2004-2005
 Reynolds, Matt 2008-11
 Rhea, Jeff 2002, 05-06
 Rice, Bill 1974-76
 Rice, Rodney 1987-88
 Rice, Tom 1966
 Rich, Andrew 2008-10
 Richards, Golden 1970-71
 Richards, Jimmy 1996-99
 Richardson, Brock 2007-08
 Richardson, Glen 1960-63
 Richardson, Joe 1990
 Richardson, Jordan 2009-11
 Richardson, Vernon 1930-32

Richins, Grant 1942
 Ridley, Skyler 2007, 10-13
 Rigell, Mike 1998, 00-01
 Riggs, Austin 2020-23
 Ring, Bill 1977-78
 Ringwood, Howard 1958-59
 Ripee, Tom 1967-68
 Riska, Gene 1939-41
 Rivera, Keith 1971, 73-74
 Robbins, Aidan 2023
 Roberts, Bobby 1965-67
 Roberts, Charles 1936-38
 Roberts, Chase 2022-24
 Roberts, Jim 2001
 Roberts, Kyle 1991-93
 Roberts, Tim 1967-69
 Robertson, Heshi 1998-99
 Robins, Roy 1973
 Robinson, Alan 1962-64
 Robinson, Chad 1987-89
 Robinson, Jakob 2021-24
 Robinson, John 1953-54
 Robinson, Justin 2005-06
 Robinson, Rob 2003
 Robinson, Scott 1983-85
 Robison, Burle 1930-32
 Roderick, Aaron 1997-98
 Rodoni, Brian 1985-87
 Rodrique, Perry 1966-67
 Rogers, Courtney 1986-88
 Rogers, Steve 1980-81
 Romero, Ed 1968
 Romney, Baylor 2019-21
 Romney, Golden 1925
 Romney, Gunner 2018-21
 Ropati, Hinckley 2021-24
 Rossi, Pete 1984
 Roundy, Elmo 1948-49, 52
 Rowe, Owen 1926-28
 Rowley, Graham 2010-11, 14-15

Rozeshi, Ed 1971-72
 Russell, Mike 1973-74
 Russell, Tim 1965-66
 Rykert, Dustin 1999-02

SSS

Salanoa, Thor 1985-87
 Salazar, Rob 1982-83
 Saleapaga, Keanu 2018-19
 Salido, Mike 1987-88, 90
 Saluone, Pili 1970-71
 Saluone, Terence 1992-93
 Samples, Bruce 1960
 Samples, Gary 1965
 Sampson, Bryan 2014-15
 Sampson, Eddie 1994-96
 Sampson, Joe 2011-12
 Sampson, Nate 2016-18
 Samson, Trevor 2014-15
 Sanders, Brian 2002-05
 Sanders, Jack 1967
 Sanders, Steve 1985-86
 Sandlin, Rhett 2015-18
 Sanford, Hunt 1932-34
 Sanford, Terry 1967-68
 Santiago, CJ 2007-08
 Santiago, Lou 1963
 Sarkisian, Steve 1995-96
 Sartin, Ron 1958-59
 Sartin, Wayne 1956-58
 Satuala, Faletau 2024
 Satterfield, LaVon 1951-53
 Saulsberry, Andre 2006-07
 Saunooke, Rob 1988
 Scales, Roger 1967-68
 Scanlan, Joe 1966-67



Schaerrer, Cade 1993
 Schaffer, Max 1942
 Schmidt, Jason 1991
 Schmidt, Tom 1976
 Schmitt, Craig 1998-99
 Schoepflin, Bill 1978-80
 Schoonover, Bodie 2023-24
 Schow, Doug 1964-66
 Scukanec, Jason 1998-01
 Segovia, Damian 1999
 Sekona, Sosiua 2005
 Semanoff, Joe 2005-07
 Serck, Ken 1968-70
 Shaw, Gary 1973-75
 Shea, Glenn 1964-65
 Sheide, Gary 1973-74
 Shell, Todd 1980-83
 Shelton, Michael 2015-18
 Sherman, Marc 1984-85
 Shields, Lloyd 1930-32
 Shiffler, Mike 1996-98
 Shifrer, Max 1946
 Shoaf, Thomas 2016-19
 Shober, Ernest 1930
 Shoemaker, Paul 1995-97
 Shumway, Drew 1953
 Shumway, Jay 1984-86
 Shumway, Shane 1984-86
 Shumway, Rickey 2017
 Shumway, Talon 2016-19
 Sikahema, Kapi 1991
 Sikahema, Vai 1980-85
 Simmerman, Bob 1977
 Simmons, Dean 1933-34
 Simmons, Dennis 1993-96
 Simmons, Don 1926
 Simmons, Gerald 1934
 Simmons, Henry 1926-27
 Simmons, Ron 1991-93
 Simon, Micah 2015, 17-19
 Simpson, Ron 1992
 Sinclair, Paul 1987
 Singh, Joshua 2022-24
 Sitake, Kalani 1994, 97-00
 Sitake, T.J. 1999-00,
 04-05
 Skiba, John 1998-99
 Skidmore, Henry 1967-68
 Skinner, Ryan 2000
 Skousen, Basil 1927-29
 Skousen, Clarence 1927-28
 Skousen, Jim 1946
 Skousen, Marvin 1929-31
 Skousen, Murray 1939
 Skousen, Owen 1951-52
 Slade, Ethan 2022-23
 Slater, Ryan 2001-03
 Slavens, Johnny 1997
 Slayton, Randy 1988-89
 Slipp, Jeff 1967-69
 Slovis, Kedon 2023
 Small, Mark 1990
 Smilowitz, Julian 1972-73, 75
 Smit, Walter 1950-52
 Smith, Bennie 1971-72
 Smith, Brad 1982-84
 Smith, Brian 2007
 Smith, Bruce 1962-64
 Smith, Chris 1987-90
 Smith, Courtney 1996
 Smith, Dave 1978-79
 Smith, Deion 2023
 Smith, Horrace 1966-68
 Smith, Justen 2021
 Smith, Kelly 1983-85
 Smith, Ken 1984-85
 Smith, Lloyd 1961-63

Smith, Mark 1988-90
 Smith, Marlin 1958,60
 Smith, Matt 2006
 Smith, Sid 1972-75
 Smith, Tyson 1999-00
 Snowden, Will 1997-00
 Soelberg, Nate 2003-2005
 Soffe, Ken 1936-38
 Soffe, Wayne 1935-36
 So'oto, Vic 2005, 07,
 09-10
 Sorensen, Daniel 2008,11-13
 Sorensen, Justin 2008,11-13
 Sorenson, Tom 2007-08
 Southam, Skyler 2018-19
 Sowards, Jesse 1997-99
 Spencer, Brock 1990
 Speredon, Jason 2007-08, 10
 Sprouse, Al 1965
 Sprowls, Jeff 1984-85
 Squires, Monte 1966-68
 Sralla, Scott 1991-93
 St. Pierre, Ed 1978-80
 Stacey, Andrew 2005-06
 Staffieri, Markell 2004-07
 Staley, Dustin 1995, 99-01
 Staley, Lucas 1999-01
 Stapley, Hal 1956
 Stapley, Stan 1946-47
 Startin, Wayne 1956-58
 Stearns, Ned 1996-01
 Steele, Greg 1994
 Steele, Tom 2010
 Stephens, Brandon 2001-03
 Stephens, Robert 1988-90
 Stephenson, Riley 2009-12
 Sterling, Otis 1991-92
 Stevens, Chris 1996-97
 Stevenson, Derik 1995-98
 Stewart, Christian 2014
 Stewart Cody 2016-17
 Stewart, Ron 1963
 Stinnett, Eddie 1982-83
 Stoddard, Gary 1974
 Stoddard, Troy 1993
 Stolworthy, Reed 1949, 52-53
 Stolworthy, Tom 1960
 Stolworthy, Willard 1953-54
 Stone, Devon 1961-63
 Stone, Doug 1991-92
 Stone, Thayne 1942, 46-48
 Stout, Zac 2010, 12, 14
 Stratton, Steve 1971-73
 Straw, Jason 1996
 Stringham, Brock 2011-14
 Stringham, Jack 1935-37
 Stromberg, Doug 1977-79
 Stroth, Vince 1980-82
 Suamataia, Kingsley 2022-23
 Sullivan, Sean 2007
 Sumko, Mike 2001-02
 Summers, Gabe 2019-22
 Summers, Hyrum 1996-98
 Sundwall, Pete 1956
 Tutorius, Paul 1967-69
 Swanson, Dave 1968-69
 Swanson, Ryder 2024
 Swenson, Marc 1976-78
 Swenson, Reed 1923-25

TTT
 Ta'ase, Mata'ava 2023-24
 Taele, Logan 2013-16
 Tafuna, David 2004-06, 08
 Taggart, Harrison 2023-24
 Tahi, Fahu 1999, 03-05
 Tait, John 1996-98

Takenaka, Eric 2015-16
 Takitaki, Sione 2014-15,
 17-18
 Taliauli, Merrill 2013, 16-18
 Tanielu, Handsome 2016-17
 Tanner, Beau 2016-17, 19
 Tanner, Kirk 1974
 Tanner, Mike 2000-03
 Tanner, Young 2017
 Tanuvasa, Pepe 2020-22
 Tapusoa, Johnny 2016-17
 Tarleton, Vic 1992-93
 Taumoepeau, John 2024
 Tausinga, Kesni 2015-17
 Tautu, Sae 2013-16
 Taylor, Clinton 1953-54
 Taylor, Dan 1972-73
 Taylor, Dan 1960-62
 Taylor, Dave 1975-76
 Taylor, Dunn 1923-24, 26
 Taylor, Glen 1954, 56
 Taylor, Golden 1934-35
 Taylor, Isaac 2007-08
 Taylor, Jim 1956
 Tenifa, Lolo 2008
 Tennyson, Bob 1962-63
 Te'o, Shiloah 2008
 Terranova, Mark 1973, 75-76
 Terry, Dave 1971-73
 Tervort, Daniel 2007
 Tew, Kyle 2005
 Thieman, Dick 1965-67
 Thiel, Ted 1948
 Thomas, Rodney 1984-87
 Thomas, Steven 2008-10
 Thompson, Brett 2009, 12-13
 Thompson, Pat 1986-88
 Thompson, Tod 1976-78
 Thorn, Paul 1928-30
 Thorne, Dick 1925-27
 Thorson, Marco 2009-11
 Tialavea, Russell 2005-09, 12
 Tiatia, Sim 1988, 90
 Tibbetts, Ted 1941
 Tibbitts, Ryan 1979-80
 Tidwell, Dave 1983, 85
 Tidwell, Neils 1979, 81-82
 Tidwell, Randy 1978-79
 Tingey, Kent 1978-79
 Titensor, Glen 1979-80
 Tiumalu, Casey 1982-83
 Tofa, Alden 2018-22
 Tolbert, Max 1949-51
 Tolutau, Ula 2017
 Tonga, Khyiris 2017-20
 Tonga, Manase 2005-07, 09
 Tonga, Matongi 2006
 Tooke, Dick 1949, 51
 Tooley, Max 2018-23
 Toolson, Tom 1973-74
 To'omalatai, Luke 2024
 Toone, Cliff 1929, 31
 Towle, Kevin 1985
 Tree, Marion 1947-48
 Tree, Ron 1970-72
 Trinnaman, Jonah 2016-17
 Tripp, Elton 2000
 Tripple, Leo 1963
 Tucker, Glen 1932-33
 Tucker, Larry 1974, 76
 Tuifua, Langi 2017
 Tuioti-Mariner, Earl 2018-22
 Tuiloma, Travis 2011, 14-16
 Tuipulotu, Hank 2020
 Tuipulotu, Peter 1987, 89-91
 Tuipulotu, Tom 1983, 85
 Tujaque, Garrett 1990-91



Tukuafu, Joe 2019-22
Turley, Stan 1940
Tushaus, Blair 2010-12

UUU

Uale, Travis 2008-11
Udo, George 2019-22
Ulufale, Mike 1994-95
Unga, Harvey 2006-09
Unga, Morgan 2015-17
Unga, Victor 2008
'Unga, Uani 2012-13
Unger, Nick 1987
Unutoa, Morris 1989, 93-95
Uperesa, Keith 1974-77
Uselman, Mark 1974-75

VVV

Vacher, Clug 1929-30
Vaitai, Manaaki 2007, 10-13
Vakalahi, Fono 2009
Vakapuna, Taufui 2003, 06-08
Valdez, Nati 1989-92
Valgardson, Don 1976
Valgardson, Kam 1997-00
Valgardson, Rich 1971
Van De Merwe, Jan 1976-77
Vander Haar, Sam 2024
VanDerWouden, John 1975-77
Van Leeuwen, Craig 1974
Van Leeuwen, Kent 1986
Van Noy, Kyle 2010-13
Van Sweden, Dan 2006-07, 09
Van Valkenburg, AJ 2010
Van Valkenburg, Dan 1976
Van Valkenburg, Pete 1970-72
VanWoerkom, Scott 1989-90
Varner, Ross 1976-78
Varner, Stan 1973-75
Varoz, Brett 1983
Vea, Simote 2010-12
Velasco, John 1953-54
Velasco, Ron 1976-78
Verbantz, Tom 1953-55
Verney, John 1934-35
Vest, Niles 1933
Vesterfelt, Jay 1962-63
Vincent, Hanale 2001-04
VonColln, J. C. 1986-87
Vongphachanh, AJ 2023
Vorwaller, Wes 1960

WWW

Wade, Alton 1953
Wadsworth, Jeff 1983
Wadsworth, Michael 2013-15
Wagner, Aaron 2005-06
Wagner, Jadon 2008-11
Wake, Masen 2019-22
Wakley, Crew 2023-24
Wakley, Ron 1967-69
Waldo, Vern 1934-36
Walkenhorst, Paul 2000-02, 05
Walker, Jason 1995-98
Walker, Kevin 1980-82
Walker, Mark 1979-81
Wall, Tanner 2022-24
Walsh, John 1991, 93-94
Walter, John 1970
Wangsgard, Keith 1930-31
Wanosik, Bill 1963-65
Warcup, Rob 1998-99
Ward, Anthony 2000-01
Ward, Roy 1976
Wardell, Doug 1962-64
Warner, Chris 2006

Warner, Fred 2014-17
Warner, Max 1932
Warner, Meldon 1935, 37
Warner, Troy 2016-20
Watanabe, Will 2019
Waters, Merrill 1936, 38
Watford, Dennis 1968-70
Watkins, Chris 1999-00
Watkins, Todd 2004-05
Watterson, Eric 2004
Watts, Stan 1936
Webb, Dennis 1978, 81
Weber, Riley 2004-05
Webster, Gary 1985
Weed, Mark 1942
Weenig, Jay 1955-56
Weenig, John 1937, 39
Weenig, Val 1961-62
Weight, Gary 1974-75
Weinkauf, Mike 1967-69
Wells, Grant 1971-73
Wells, Von 1970-72
Wesley, De'Ondre 2013-14
West, Henry 1952-54
Westbrook, Michael 1998-99
Westover, Udel 1951-52
Whalen, Marcus 2000, 02-03
Wheat, Carter 2020-22
Wheat, Warren 1986-88
Wheeler, Melvin 1934-36
White, Brian 1986-88
White, Greg 1996
White, Leon 1982-85
White, Reed 2007-08
White, Spencer 2003-05
Whitehead, Clark 1953
Whiting, Teag 2000-01
Whitney, Fred 1942
Whitsett, Vic 1979
Whittingham, Cary 1981, 83-85
Whittingham, Fred 1986-89
Whittingham, Kyle 1978-81
Wilcox, Brad 2013-15
Wilcox, Chris 2016-20
Wilcox, Jeff 1984-86
Wilgar, Dana 1973-76
Wilgar, Payton 2019-22
Wilkerson, Rod 2001-04
Wilkes, Doug 1978-79
Wilkinson, Bob 1923
Wilkinson, Glen 1931
Willardson, Troy 1994
Willett, Ralph 1950
Williams, Doug 1978-79
Williams, Duaine 1992-93
Williams, Jack 1997
Williams, Jamaal 2012-14, 16
Williams, Ty'Son 2019
Willing, RJ 2004, 07-09
Willis, Jamal 1991-94
Willis, Seth 2021
Willis, Shamon 2019-21
Wilson, Derrus 2000-01
Wilson, Grant 1964-66
Wilson, Jessie 1934
Wilson, John 1962-63
Wilson, Josh 2020-22
Wilson, Kyle 2002-03
Wilson, Marc 1977-79
Wilson, Pete 1931-33
Wilson, Richard 2010-13
Wilson, Rick 1988
Wilson, Rob 1978-80
Wilson, Ron 1970-71
Wilson, Zach 2018-20
Wing, George 1939-41

Wingard, Casey 1977-78
Winward, Troy 1998
Witney, Frank 1946
Wolfgang, Solomon 2016-17
Wolfley, Rick 2007-08
Wong, Joe 1997-98
Wong, Louis 1982-84
Wood, Dick 1961, 63-64
Wood, Don 1948, 52-53
Wood, John 1956
Wood, Rod 1976-78
Woodward, Jack 1934-35
Worthington, Vernal 1925-27
Wright, Bill 1960-62
Wright, Bill 2000-03
Wright, Dave 1983-85
Wright, Frank 1934-35
Wright, Wes 2020

XX

Xanthos, Vincent 2001-03

YYY

Yancey, Daren 1995-98
Yarro, Justin 1992-93
Yarro, Ralph 1960-61
Yeck, Michael 2012-14
Young, Eddie 1958
Young, Ike 1922-23
Young, Jonathan 1982-83
Young, LeGrand 1957-59
Young, Mike 1987
Young, Scott 2002-04
Young, Steve 1981-83
Young, Tom 1992-94
Younger, Stan 1977-78

ZZZ

Zayas, Rich 1986-87
Zeller, Mike 1967-68
Ziolkowski, Jake 2014-15
Zitting, Ron 1956
Zogg, Murray 1995-96
Zundel, Matt 1989-91
Zwahlen, Lynn 1972-73, 76-77



YEARLY LEADERS

PASSING

YR.	PLAYER	ATT	CMP	INT	YDS	TD
2024	Jake Retzlaff	368	213	12	2,947	20
2023	Kedon Slovis	266	153	6	1,716	12
2022	Jaren Hall	376	248	6	3,171	31
2021	Jaren Hall	189	296	5	2,583	20
2020	Zach Wilson	336	247	3	3,692	33
2019	Zach Wilson	319	199	9	2,382	11
2018	Zach Wilson	120	182	3	1,578	12
2017	Tanner Mangum	147	257	9	1,540	8
2016	Taysom Hill	372	222	11	2,323	12
2015	Tanner Mangum	446	267	10	3,377	23
2014	Christian Stewart	348	199	9	2,621	25
2013	Taysom Hill	438	236	14	2,938	19
2012	Riley Nelson	308	181	13	2,011	13
2011	Riley Nelson	202	116	7	1,717	19
2010	Jake Heaps	383	219	9	2,316	15
2009	Max Hall*	409	275	14	3,560	33
2008	Max Hall*	447	330	14	3,957	35
2007	Max Hall*	496	298	12	3,848	26
2006	John Beck*	417	289	8	3,885	32
2005	John Beck*	513	331	13	3,709	27
2004	John Beck	343	192	8	2,563	15
2003	Matt Berry	235	147	14	1,445	7
2002	Brett Engemann	215	119	8	1,334	6
2001	Brandon Doman	408	261	8	3,542	33
2000	Charlie Peterson	260	149	5	1,617	6
1999	Kevin Feterik	452	277	15	3,554	25
1998	Kevin Feterik	336	202	6	2,718	16
1997	Kevin Feterik	208	125	5	1,767	11
1996	Steve Sarkisian	404	278	12	4,027	33
1995	Steve Sarkisian	385	250	14	3,437	20
1994	John Walsh	463	284	14	3,712	29
1993	John Walsh	397	244	15	3,727	28
1992	Ryan Hancock	288	165	13	2,635	17
1991	Ty Detmer*	403	249	12	4,031	35
1990	Ty Detmer#	562	361	28	5,188	41
1989	Ty Detmer*	412	265	15	4,560	32
1988	Sean Covey	319	174	10	2,607	13
1987	Bob Jensen	259	144	14	1,833	10
1986	Steve Lindsley	287	180	18	2,247	12
1985	Robbie Bosco	511	338	24	4,273	30
1984	Robbie Bosco*	458	283	11	3,875	33
1983	Steve Young#	429	306	10	3,902	33
1982	Steve Young *	367	230	18	3,100	18
1981	Jim McMahon#	423	272	7	3,555	30
1980	Jim McMahon#	445	284	18	4,571	47
1979	Marc Wilson*	427	250	15	3,720	29
1978	Marc Wilson	233	121	13	1,499	8
1977	Marc Wilson*	277	164	18	2,418	24
1976	Gifford Nielsen*	372	207	19	3,192	29
1975	Gifford Nielsen	180	110	7	1,471	10
1974	Gary Sheide	300	181	19	2,174	23
1973	Gary Sheide*	294	177	12	2,350	22
1972	Bill August	144	69	5	891	2
1971	Bill August	87	37	11	448	2
1970	Rick Jones	168	76	17	851	1
1969	Marc Lyons	193	87	11	1,297	9
1968	Marc Lyons	157	66	9	735	2
1967	Marc Lyons	193	99	8	1,313	9
1966	Virgil Carter	293	141	16	2,182	21
1965	Virgil Carter*	250	120	13	1,789	20
1964	Virgil Carter	193	66	14	1,154	9
1963	Ron Stewart	23	10	0	160	1
1962	Eldon Fortie	100	43	11	814	7
1961	Eldon Fortie	83	33	11	469	5
1960	Bud Belnap	51	20	8	285	2
1959	Gary Dunn	31	10	3	223	1
1958	Wayne Startin	68	28	8	332	2
1957	Carroll Johnston	102	39	7	447	3
1956	Carroll Johnston	167	71	15	945	8
1955	Don Dixon	60	21	9	335	2
1954	Ron Bean	42	20	1	437	0
1953	LaVon Satterfield	92	34	8	568	4

* Led Conference, # Led Nation

RECEIVING

YR.	PLAYER	REC	YDS	TD
2024	Chase Roberts	52	854	4
2023	Chase Roberts	42	573	5
2022	Puka Nacua	48	625	5
2021	Puka Nacua	43	805	6
2020	Neil Pau'u	46	526	6
2020	Dax Milne	70	1,188	8
2019	Micah Simon	51	616	2
	Matt Bushman	47	688	4
2018	Matt Bushman	29	511	2
2017	Matt Bushman	49	520	3
2016	Nick Kurtz	49	541	2
2015	Mitch Mathews	54	737	11
2014	Mitch Mathews	73	922	9
2013	Cody Hoffman	57	894	5
2012	Cody Hoffman	100	1,248	11
2011	Cody Hoffman	61	943	10
2010	JJ Di Luigi	45	443	1
	Cody Hoffman	42	527	7
2009	Dennis Pitta	62	829	8
2008	Austin Collie#	106	1,538	15
2007	Dennis Pitta	59	813	5
2006	Jonny Harline	58	935	12
2005	Jonny Harline	63	853	5
2004	Austin Collie	53	771	8
	Todd Watkins	52	1,042	6
2003	Toby Christensen	53	547	4
2002	Reno Mahe	59	771	2
2001	Reno Mahe*	91	1,211	9
2000	Margin Hooks	61	718	2
1999	Margin Hooks	60	1,067	7
1998	Margin Hooks	49	732	3
1997	Ben Cahoon	57	931	4
1996	K.O. Kealaluhi	49	901	8
1995	Mike Johnston	40	650	6
1994	Tim Nowatzke	47	601	4
1993	Eric Drage	54	867	5
1992	Eric Drage	56	1,093	12
1991	Eric Drage	46	1,018	10
1990	Andy Boyce	79	1,241	13
1989	Chris Smith	60	1,090	5
1988	Chuck Cutler	64	1,039	10
1987	Darren Handley	52	636	3
1986	Mark Bellini	46	839	5
1985	Mark Bellini	63	1,008	14
1984	David Mills*	60	1,023	7
1983	Casey Tiulmalu	60	583	3
	Gordon Hudson	44	596	6
1982	Gordon Hudson*	67	928	6
1981	Gordon Hudson*	67	960	0
1980	Scott Phillips*	60	689	7
1979	Homer Jones*	46	404	4
1978	Mike Chronister	52	850	3
1977	Todd Christensen*	50	603	5
1976	Todd Christensen	51	510	3
1975	Todd Christensen	30	319	3
1975	J. VanDerWouden	29	621	3
1974	John Betham	38	569	6
1973	Jay Miller#	100	1,181	8
1972	Logan Hunter	49	555	2
1971	Golden Richards	14	238	1
1970	Golden Richards	36	513	1
1969	Kip Jackson	25	261	3
1968	Ed Romero	41	495	1
1967	Phil Odle*	77	971	9
1966	Phil Odle	60	920	5
1965	Phil Odle*	46	657	10
1964	Bruce Smith	30	470	3
1963	Bruce Smith	13	178	1
1962	Bruce Smith	14	230	0
1961	Paul Allen	5	261	3
1961	Don Peterson	11	115	0
1960	Jack Gifford	6	138	1
1959	Howard Ringwood	10	130	0
1958	R.K. Brown	10	177	2
1957	R.K. Brown	12	183	2
1956	Burt Bullock	22	291	2
1955	Owen Skousen	10	190	0
1954	Tom Verbantz	14	226	0

RUSHING

YR.	PLAYER	RUSH	YDS	AVG
2024	LJ Martin	137	718	5.2
2023	LJ Martin	109	518	4.8
2022	Christopher Brooks	130	817	6.3
2021	Tyler Allgeier	276	1,601	5.8
2020	Tyler Allgeier	150	1,130	7.5
2019	Sione Finau	59	359	6.1
	Lopini Katoa	85	358	4.2
2018	Lopini Katoa	76	423	5.6
2017	Squally Canada	120	710	5.9
2016	Jamaal Williams	234	1,375	5.9
2015	Algernon Brown	127	709	5.6
2014	Jamaal Williams	109	518	4.8
2013	Taysom Hill	246	1,344	5.5
2012	Jamaal Williams	166	775	4.7
2011	JJ Di Luigi	116	584	5.0
2010	JJ Di Luigi	178	917	5.2
2009	Harvey Unga	208	1,087	5.2
2008	Harvey Unga	240	1,132	4.7
2007	Harvey Unga	244	1,227	5.0
2006	Curtis Brown	201	1,010	5.0
2005	Curtis Brown	210	1,123	5.3
2004	Curtis Brown	158	828	5.0
2003	Rey Brathwaite	145	812	5.6
2002	Marcus Whalen	181	918	5.1
2001	Luke Staley	196	1,582	#8.1
2000	Luke Staley	130	548	3.7
1999	Fahu Tah	102	445	4.4
1998	Ronney Jenkins	252	1,307	5.2
1997	Brian McKenzie	218	1,004	4.6
1996	Brian McKenzie	167	950	5.7
1995	Hema Heimuli	112	449	4.0
1994	Jamal Willis	204	1,042	5.1
1993	Kalin Hall	113	567	5.0
1992	Jamal Willis	204	1,004	4.9
1991	Peter Tuipulotu	125	619	5.0
1990	Peter Tuipulotu	98	637	6.5
1989	Fred Whittingham	109	582	5.3
1988	Fred Whittingham	88	513	5.8
1987	Fred Whittingham	129	418	3.2
1986	Lakei Heimuli	230	966	4.2
1985	Lakei Heimuli	188	913	4.6
1984	Lakei Heimuli	158	796	5.0
1983	Casey Tiulmalu	139	851	6.1
1982	Casey Tiulmalu	110	681	6.0
1981	Scott Pettis	94	499	5.3
1980	Eric Lane	96	473	4.9
1979	Eric Lane	94	595	6.3
1978	Bill Ring	116	520	4.5
1977	Scott Phillips	47	325	6.9
1976	Jeff Blanc	149	625	4.0
1975	Jeff Blanc	216	984	4.6
1974	Jeff Blanc	199	784	3.9
1973	Mark Terranova	94	414	4.3
1972	P. Van Valkenburg#	232	1,386	6.0
1971	P. Van Valkenburg	121	601	4.9
1970	P. Van Valkenburg	103	405	3.9
1969	Kip Jackson	209	791	3.7
1968	Dave Swanson	94	353	3.8
1967	Ron Wakley	62	296	4.7
1966	John Ogden*	204	906	4.4
1965	John Ogden*	152	700	4.6
1964	John Ogden*	179	770	4.3
1963	Phil Brady	71	318	4.5
1962	Eldon Fortie*	199	1,149	5.8
1961	Eldon Fortie	138	422	3.1
1960	Bud Belnap	101	256	2.5
1959	LeGrand Young	83	423	5.1
1958	Weldon Jackson*	101	698	6.9
1957	Weldon Jackson	138	605	4.3
1956	Steve Campora	34	259	7.6
1955	Phil Oyler	64	366	5.7
1954	Dick Felt	90	379	4.2
1953	Reed Stolorworthy	86	473	5.5
1952	Reed Stolorworthy	99	436	4.4

* Led Conference, # Led Nation



TOTAL OFFENSE

YR.	PLAYER	RUSH	PASS	TOTAL
2024	Jake Retzlaff	417	2,947	3,364
2023	Kedon Slovis	-41	1,716	1,675
2022	Jaren Hall	350	3,171	3,521
2021	Jaren Hall	307	2,583	2,890
2020	Zach Wilson	254	3,692	3,946
2019	Zach Wilson	167	2,382	2,549
2018	Zach Wilson	221	1,578	1,799
2017	Tanner Mangum	-2	1,540	1,538
2016	Taysom Hill	603	2,323	2,926
2015	Tanner Mangum	-92	3,377	3,285
2014	Christian Stewart	163	2,621	2,784
2013	Taysom Hill	1,344	2,938	4,282
2012	Riley Nelson	196	2,011	2,207
2011	Riley Nelson	392	1,717	2,109
2010	Jake Heaps	-100	2,316	2,216
2009	Max Hall*	75	3,560	3,635
2008	Max Hall*	115	3,957	4,072
2007	Max Hall*	14	3,848	3,862
2006	John Beck*	-8	3,885	3,877
2005	John Beck*	61	3,709	3,770
2004	John Beck	-36	2,563	2,527
2003	Matt Berry	-100	1,445	1,345
2002	Bret Engemann	-20	1,334	1,314
2001	Brandon Doman*	456	3,542	3,998
2000	Charlie Peterson	-78	1,617	1,539
1999	Kevin Feterik	-77	3,554	3,477
1998	Kevin Feterik	-111	2,718	2,607
1997	Kevin Feterik	-156	1,767	1,611
1996	Steve Sarkisian	-44	4,027	3,983
1995	Steve Sarkisian	-167	3,437	3,270
1994	John Walsh	-239	3,712	3,473
1993	John Walsh	-307	3,727	3,420
1992	Ryan Hancock	-49	2,635	2,586
1991	Ty Detmer#	-30	4,031	4,001
1990	Ty Detmer*	-166	5,188	5,022
1989	Ty Detmer*	-127	4,560	4,433
1988	Sean Covey	-82	2,607	2,525
1987	Bob Jensen	84	1,833	1,917
1986	Steve Lindsley	-90	2,247	2,157
1985	Robbie Bosco*	-132	4,273	4,141
1984	Robbie Bosco#	57	3,857	3,932
1983	Steve Young#	444	3,902	4,346
1982	Steve Young*	407	3,100	3,507
1981	Jim McMahon#	-97	3,555	3,458
1980	Jim McMahon#	56	4,571	4,627
1979	Marc Wilson#	-140	3,720	3,580
1978	Marc Wilson	85	1,499	1,584
1977	Marc Wilson*	20	2,418	2,438
1976	Gifford Nielsen*	-273	3,192	2,919
1975	Gifford Nielsen	-144	1,471	1,327
1974	Gary Sheide	-165	2,174	2,009
1973	Gary Sheide	-7	2,350	2,343
1972	Van Valkenburg	1,386	32	1,418
1971	Van Valkenburg	601	83	684
1970	Rick Jones	-112	851	739
1969	Marc Lyons	-83	1,297	1,214
1968	Marc Lyons	-99	735	636
1967	Marc Lyons	137	1,313	1,450
1966	Virgil Carter#	363	2,182	2,545
1965	Virgil Carter*	474	1,789	2,263
1964	Virgil Carter	38	1,154	1,542
1963	Phil Brady	318	130	448
1962	Eldon Fortie*	1,149	814	1,963
1961	Eldon Fortie	422	469	891
1960	Bud Belnap	256	285	541
1959	LeGrand Young	423	0	423
1958	Weldon Jackson	698	0	698
1957	Weldon Jackson	605	0	605
1956	Carroll Johnston	39	986	1,025
1955	Phil Oyler	366	15	381
1954	Ron Bean	4	437	441
1953	LaVon Satterfield	114	568	682
1952	Reed Stolorthy	436	0	436

SCORING

YR.	PLAYER	TD	PAT	FG	PTS
2024	Will Ferrin	0	41	24	113
2023	Will Ferrin	0	32	11	65
2022	Jake Oldroyd	0	45	9	72
2021	Tyler Allgeier	23	0	0	138
2020	Jake Oldroyd	0	60	13	99
2019	Jake Oldroyd	0	40	16	88
2018	Skyler Southam	0	42	11	75
2017	Rhett Almond	0	22	13	61
2016	Rhett Almond	0	39	17	90
2015	Trevor Samson	0	52	14	94
2014	Trevor Samson	0	62	12	98
2013	Justin Sorensen	0	45	21	108
2012	Jamaal Williams	13	0	0	78
2011	Justin Sorensen	0	48	15	93
2010	Mitch Payne	0	37	17	88
2009	Mitch Payne	0	59	10	89
2008	Harvey Unga	15	1	0	92
2007	Harvey Unga	17	0	0	102
2006	Jared McLaughlin*	0	58	14	100
2005	Curtis Brown	16	1	0	98
2004	Matt Payne	0	30	15	75
2003	Matt Payne	0	20	14	62
2002	Matt Payne	0	27	13	66
2001	Luke Staley#	28	1	0	170
2000	Owen Pochman	0	29	19	86
1999	Owen Pochman	0	36	18	90
1998	Owen Pochman	0	41	20	101
1997	Brian McKenzie	12	0	0	72
1996	Ethan Pochman	0	63	20	123
1995	Bill Hansen	0	33	10	63
1994	Jamal Willis	14	0	0	84
1993	Joe Herrick	0	46	10	76
1992	David Lauder	0	42	13	81
1991	Eric Drage	10	0	0	60
1990	Earl Kauffman	0	55	12	91
1989	Jason Chaffetz	0	53	10	83
1988	Matt Bellini	11	0	0	66
1987	Leonard Chitty	0	32	18	86
1986	Leonard Chitty	0	32	16	80
1985	Mark Bellini	14	0	0	84
1984	Lakei Heimuli	14	0	0	84
1983	Lee Johnson	0	43	13	74
1983	Lee Johnson*	0	52	11	85
1982	Kurt Gunther*	0	41	11	74
1981	W. Hamilton*	16	0	0	96
1980	Clay Brown*	15	0	0	90
1979	Brent Johnson*	0	52	10	82
1978	Bill Ring	11	0	0	66
1977	Dev Duke*	0	46	9	73
1976	Dave Taylor*	0	34	15	79
1975	Jeff Blanc	11	0	0	66
1974	Jeff Blanc*	10	0	0	60
1973	Dev Duke	0	29	8	53
1972	P. VanValkenburg	14	0	0	84
1971	P. VanValkenburg	8	0	0	48
1970	Joe Liljenquist	0	9	11	42
1969	Joe Liljenquist	0	21	7	42
1968	Dave Swanson	6	6	0	44
1967	Dennis Patera	0	29	11	62
1966	Virgil Carter	9	1	0	56
1965	Phil Odle*	11	0	0	66
1964	Virgil Carter	5	1	0	32
1963	Frank Baker	0	8	5	23
1962	Eldon Fortie*	14	4	0	86
1961	Paul Allen	9	4	0	58
1960	Jack Gifford	3	0	0	18
1959	Jack Gifford	5	2	0	32
1958	Nyle McFarlane	6	3	0	42
1957	Steve Campora	3	1	0	19
1956	Steve Campora	4	0	0	24
1955	LeGrand Young	3	1	0	19
1954	Phil Oyler	3	0	0	18
1953	Dick Felt	5	0	0	30
1952	Dick Felt	7	0	0	42

PUNTING

YR.	PLAYER	NO	YARDS	AVG
2024	Sam Vander Haar	33	1,412	42.8
2023	Ryan Rehkow	68	3,289	48.4
2022	Ryan Rehkow	40	1,847	46.2
2021	Ryan Rehkow	40	1,943	48.6
2020	Ryan Rehkow	28	1,263	45.1
2019	Jake Oldroyd	42	1,814	43.2
2018	Rhett Almond	55	2,217	40.3
2017	Jonny Linehan	59	2,531	42.9
2016	Jonny Linehan	57	2,420	42.5
2015	Jonny Linehan	62	2,649	42.7
2014	Scott Arellano	69	3,106	45.0
2013	Scott Arellano	80	3,279	41.0
2012	Riley Stephenson	59	2,681	45.4
2011	Riley Stephenson	47	1,985	42.2
2010	Riley Stephenson	52	2,182	42.0
2009	Riley Stephenson	42	1,733	41.3
2008	CJ Santiago	41	1,712	41.8
2007	CJ Santiago	62	2,459	39.7
2006	Derek McLaughlin	40	1,636	40.9
2005	Derek McLaughlin	48	1,922	40.0
2004	Matt Payne	62	2,808	45.3
2003	Matt Payne	78	3,433	44.0
2002	Matt Payne	51	2,429	47.6
2001	Aaron Edmonds	46	1,831	39.8
2000	Aaron Edmonds	67	2,924	43.6
1999	Jesse Sowards	51	2,227	43.7
1998	J.D. Hartsfield	65	2,622	40.3
1997	J.D. Hartsfield	65	2,685	41.3
1996	Alan Boardman	44	1,920	43.6
1995	Alan Boardman	47	1,934	41.2
1994	Alan Boardman	57	2,377	41.7
1993	Alan Boardman	56	2,405	43.0
1992	Brad Hunter	29	1,380	47.6
1991	Earl Kauffman	47	1,875	39.9
1990	Earl Kauffman*	42	1,818	43.3
1989	Earl Kauffman	44	1,848	42.0
1988	Pat Thompson*	49	2,195	44.8
1987	Pat Thompson*	71	3,077	43.3
1986	Pat Thompson	57	2,364	41.5
1985	Kevin Towle	53	2,185	41.2
1984	Lee Johnson	57	2,593	45.5
1983	Lee Johnson*	24	1,215	50.6
1982	Mike Mees*	40	1,825	45.6
1981	Mike Mees	57	2,330	40.9
1980	Clay Brown	39	1,555	39.9
1979	Clay Brown#	43	1,950	45.3
1978	Jim McMahon	41	1,600	39.0
1977	Jim McMahon	55	2,161	39.3
1976	David Lowry	64	2,462	38.5
1975	Mark Giles	43	1,707	39.7
1974	Mark Giles	60	2,165	36.1
1973	Mark Giles	58	2,248	39.4
1972	Doug Coon	66	2,500	37.9
1971	Joe Liljenquist	69	2,748	39.8
1970	Joe Liljenquist	37	1,489	40.3
1969	Rich Adams	83	3,239	39.0
1968	Rich Adams	81	3,273	40.9
1967	Rich Adams	37	1,530	41.4
1966	Ben Laverty	32	1,255	39.2
1965	Ben Laverty	52	2,008	38.6
1964	Barry Corchnoy	40	1,501	37.5
1963	Barry Corchnoy	55	2,159	39.3
1962	Bill Wright	41	1,498	36.5
1961	Bill Wright	46	1,862	40.5
1960	Ron Jacobson	34	1,382	39.0
1959	Gary Dunn*	39	1,748	44.8
1958	Gary Dunn	21	828	39.4
1957	Carroll Johnston	50	1,730	34.6
1956	Carroll Johnston	26	977	37.4
1955	D. Overstreet	15	543	36.2
1954	D. Overstreet	14	617	44.1
1953	Dick Felt	27	958	35.5
1952	Udell Westover	40	1,619	40.5



TACKLES

YR.	PLAYER	TOTAL	UA	AST	TFL
2024	Isaiah Glasker	70	42	28	14.5
2023	Max Tooley	92	40	52	5.0
2022	Ben Bywater	98	31	67	4.0
2021	Ben Bywater	102	57	45	8.5
2020	Isaiah Kaufusi	83	46	37	4.5
2019	Kavika Fonua	83	46	37	3.0
2018	Sione Takitaki	118	74	44	9.0
2017	Fred Warner	87	48	39	9.0
2016	Fred Warner	86	47	39	10.5
2015	Michael Wadsworth	79	51	28	2.5
2014	Skye PoVey	78	55	23	4.0
2013	Uani 'Unga	143	61	82	7.5
2012	Brandon Ogletree	102	50	52	13.5
2011	Brandon Ogletree	78	40	36	4.0
2010	Andrew Rich	110	63	47	7.5
2009	Andrew Rich	85	51	34	3.5
2008	Matt Bauman	108	50	58	8.5
2007	Kelly Poppinga	113	46	67	7.5
2006	Cameron Jensen	107	57	50	9.5
2005	Cameron Jensen	84	44	40	6
2004	Cameron Jensen	103	49	54	12
2003	Aaron Francisco	116	57	59	5.5
2002	Paul Walkenhorst	107	47	60	15
2001	Justin Ena	101	64	37	11
2000	Justin Ena	107	49	58	10
1999	Jared Lee	96	67	29	4
1998	Rob Morris	147	114	33	16
1997	Rob Morris	110	61	49	8.5
1996	Shay Muirbrook	97	60	37	8
1995	Eddie Sampson	105	43	62	1.5
1994	Shay Muirbrook	102	41	61	5
1993	Nathan Hall	72	30	42	4
1992	Shad Hansen	101	47	54	5
1991	Shad Hansen	193	63	130	4
1990	Rocky Biegel	99	26	73	1
1989	Bob Davis	137	38	99	2.5
1988	Bob Davis	148	80	68	4
1987	Troy Long	122	60	62	7
1986	J.C. VonColln	102	49	53	7
1985	Kurt Gouveia	98	57	41	7
1984	Cary Whittingham	147	51	96	0
1983	Marv Allen	118	39	79	1
1982	David Aupiu	119	61	58	0
1981	Kyle Whittingham	132	54	78	16
1980	Glen Redd	148	57	91	2
1979	Gary Kama	139	61	78	15
1978	Rod Wood	157	26	131	6
1977	Rod Wood	107	26	81	6

INTERCEPTIONS

YR.	PLAYER	NO	YARDS	TD	LONG
2024	Glasker, Wall, Robinson	3			
2023	Eddie Heckard	5	68	1	38
2022	Max Tooley	3	67	2	34
	Ben Bywater	3	95	1	76
2021	Malik Moore, Jakob Robinson	3			
2020	Troy Warner	2	0	0	0
2019	Payton Wilgar	3	26	0	17
2018	Isaiah Kaufusi/Austin Lee	2	18/62	0	36
2017	Zayne Anderson/Dayan Ghanwoloku	2	27/105	0	67
2016	Kai Nacua	6	62	0	20
2015	Kai Nacua	6	137	2	50
2014	PoVey, Fua, Nacua	2			
2013	Five players	2			
2012	Daniel Sorensen	3	27	0	26
2011	Travis Uale/Kyle Van Noy	3	10/79	0	10/43
2010	Andrew Rich	5	69	0	32
2009	Scott Johnson/Andrew Rich	4	57/91	0	56/52
2008	David Nixon	3	21	1	19
2007	Four players	3			
2006	Justin Robinson	4	69	1	64

2005	Justin Luetgerodt	3	54	0	28
2004	Micah Alba	3	24	0	24
2003	Aaron Francisco	3	42	0	36
2002	K.Neilson/B. Heaney	3	50/6	0	50/5
2001	Jernaro Gilford	6	131	0	62
2000	Tyson Smith	4	57	0	27
1999	Jared Lee	4	88	0	60
1998	Jason Walker	6	46	0	24
1997	Ben Cook/Tyler Nelson	2	0	0	0
1996	Omarr Morgan	4	-4	0	0
1995	Eddie Sampson	5	31	0	27
1994	Patrick Mitchell	3	4	0	4
1993	Jack Damuni	3	7	0	7
1992	Derwin Gray	5	13	0	13
1991	Derwin Gray/Josh Arnold	3	33/0	1/0	23/2
1990	Derwin Gray	6	57	1	30
1989	Brian Mitchell	5	112	1	97
1988	Rodney Rice	6	103	1	70
1987	Rodney Rice/Troy Long	6	51/37	1/0	31/25
1986	Jeff Wilcox	7	110	0	27
1985	Rodney Thomas	5	51	0	51
1984	Mark Allen/Marv Allen	4	32/7	0/0	22/7
1983	Jon Young	6	35	0	22
1982	Walker/Holmoe/Peterson	3	3/10	0	6/8
1981	Dave McKee	4	57		
1980	Tom Holmoe	7	28		
1979	Schoepflin/Redd	5	69/53		
1978	Ron Velasco	3	30		
1977	Bob Prested	5	78		
1976	Tony Hernandez	6	79		
1974	Mike Russell	6	137		
1973	Mike Russell	6	112		
1972	Dave Atkinson	8	88		
1971	Dave Atkinson	9	120		93
1970	Dan Hansen*	8	108		
1969	Paul Sutorius	6	55		
1968	Larry Echohawk	5	52		
1967	Bobby Roberts	7	96		
1966	*Bobby Roberts	7	87		
1965	Bobby Roberts	4	33		
1964	Kent Oborn	2	37		
1963	(Five-way tie)	1			
1962	Gene Frantz*	9	133		
1961	(Several)	1			
1960	Mike Brady	3	17		
1959	(Five-way tie)	1			
1958	H. Ringwood/W. Startin	2	32/22		
1957	Carroll Johnston	7	89		

SACKS

YR.	PLAYER	NO.
2024	Jack Kelly	5
2023	Tyler Batty	5.5
2022	John Nelson	3
2021	Tyler Batty	3.5
2020	Isaiah Kaufusi, Tyler Batty	4.0
2019	Four players	2.0
2018	Corbin Kaufusi	8.5
2017	Corbin Kaufusi	6
2016	Sae Tautu	6
2015	Bronson Kaufusi	11
2014	Bronson Kaufusi	7
2013	Van Noy, Kaufusi	4
2012	Kyle Van Noy	13
2011	Kyle Van Noy	7
2010	Vic So'oto	5
2009	Jan Jorgensen	6
2008	Jan Jorgensen	5
2007	Jan Jorgensen*	13.5
2006	Hala Paongo	5
2005	Justin Maddox	7
2004	Brady Poppinga	6
	Shaun Nua	6
2003	Brady Poppinga	6
2002	Brady Poppinga	8

2001	Ryan Denney	7
2000	Setema Gali	10
1999	Byron Frisch	8
1998	Rob Morris	6
1997	Byron Frisch	9
1996	Shay Muirbrook	9
1995	Matt Redden	6.5
1994	Randy Brock	8
1993	Randy Brock	4
1992	Randy Brock	10
1991	Scott Giles	8
1990	Alema Fitiseanu	11
1989	Chad Robinson	9
1988	Duane Johnson	5.5
1987	David Futrell	11
1986	Shawn Knight	16
1985	Jason Buck	11.5
1984	Ladd Akeo	8
1983	Jim Herrmann	16
1982	Brandon Flint	8
	Chuck Ehin	8
1981	Brandon Flint	13
1980	Glen Titensor	13
1979	Rob Buchanan	8
1978	Ross Varner	7
1977	Mat Mendenhall	11
1976	Mekeli Ieremia	17
1975	Stan Varner	5
1974	Stan Varner	14

* Led Conference, # Led Nation

BYU RECORDS
TOTAL OFFENSE

INDIVIDUAL TOTAL OFFENSE

Career			
1.	14,655	Ty Detmer	1988-91
2.	11,569	Max Hall	2007-09
3.	11,059	John Beck	2003-06
4.	9,744	Taysom Hill	2012-16
5.	9,723	Jim McMahon	1977-78, 80-81

Season			
1.	5,022	Ty Detmer	1990
2.	4,627	Jim McMahon	1980
3.	4,433	Ty Detmer	1989
4.	4,346	Steve Young	1983
5.	4,282	Taysom Hill	2013

Game			
1.	603	Ty Detmer at San Diego St.	11/16/91, 52-52
2.	599	Virgil Carter vs. UTEP.	11/5/66, W, 53-33
3.	597	John Walsh at Utah State,	10/30/93, L, 58-56
4.	594	Ty Detmer vs. Penn State,	12/29/89, L, 50-39
5.	582	Marc Wilson vs. Utah,	11/5/77, W, 38-8

TOTAL PLAYS

CAREER			
1.	1,795	Ty Detmer	1988-91

SEASON			
1.	684	Taysom Hill	2013

GAME			
1.	79	Christian Stewart vs. Nevada,	10/18/14, L, 42-35
2.	78	Taysom Hill at Houston,	10/19/13, W, 47-46

PASSING

PASSING YARDS

Career			
1.	15,031	Ty Detmer	1988-91



2.	11,365	Max Hall	2007-09
3.	11,021	John Beck	2003-06
4.	9,536	Jim McMahon	1977-78, 80-81
5.	8,400	Robbie Bosco	1983-85
6.	8,390	John Walsh	1991-94
7.	8,065	Kevin Feterik	1996-99
8.	7,733	Steve Young	1981-83
9.	7,652	Zach Wilson	2018-20
10.	7,637	Marc Wilson	1975-79

Season (including all 3,000+ yard seasons)

1.	5,188	Ty Detmer	1990
2.	4,571	Jim McMahon	1980
3.	4,560	Ty Detmer	1989
4.	4,273	Robbie Bosco	1985
5.	4,031	Ty Detmer	1991
6.	4,027	Steve Sarkisian	1996
7.	3,957	Max Hall	2008
8.	3,902	Steve Young	1983
9.	3,885	John Beck	2006
10.	3,875	Robbie Bosco	1984
11.	3,848	Max Hall	2007
12.	3,727	John Walsh	1993
13.	3,720	Marc Wilson	1979
14.	3,712	John Walsh	1994
15.	3,709	John Beck	2005
16.	3,692	Zach Wilson	2020
17.	3,560	Max Hall	2009
18.	3,555	Jim McMahon	1981
19.	3,554	Kevin Feterik	1999
20.	3,542	Brandon Doman	2001
21.	3,437	Steve Sarkisian	1995
22.	3,377	Tanner Mangum	2015
23.	3,192	Gifford Nielsen	1976
24.	3,171	Jaren Hall	2022
25.	3,100	Steve Young	1982

Game

1.	619	John Walsh	at Utah St., 10/30/93, L, 58-56
2.	599	Ty Detmer	at SDSU., 11/16/91, T, 52-52
3.	585	Robbie Bosco	at UNM, 10/19/85, W, 45-23
4.	576	Ty Detmer	vs. Penn St., 12/29/89, L, 50-39
5.	571	Marc Wilson	vs. Utah, 11/5/77, W, 38-8

PASSING ATTEMPTS

Career

1.	1,530	Ty Detmer	1988-91
2.	1,418	John Beck	2003-06
3.	1,382	Max Hall	2007-09
4.	1,060	Jim McMahon	1977-78, 80-81
5.	1,004	Kevin Feterik	1996-99
6.	997	Robbie Bosco	1982-85
7.	976	John Walsh	1991-94
8.	937	Marc Wilson	1975-79
9.	921	Tanner Mangum	2015-18
10.	908	Steve Young	1981-83

Season

1.	562	Ty Detmer	1990
2.	513	John Beck	2005
3.	511	Robbie Bosco	1985
4.	496	Max Hall	2007
5.	477	Max Hall	2008
6.	463	John Walsh	1994
7.	458	Robbie Bosco	1984
8.	452	Kevin Feterik	1999
9.	446	Tanner Mangum	2015
10.	445	Jim McMahon	1980

Game

1.	67	John Beck	vs. UNLV, 10/8/2004, L, 24-20
2.	65	Jim McMahon	at Colorado St., 11/7/81, W, 63-14
3.	63	Christian Stewart	vs. Nevada, 10/18/14, L, 42-35
4.	61	Sean Covey	vs. Virginia, 12/22/1987, L, 22-16
4.	61	Robbie Bosco	at New Mex., 10/19/85, W, 45-23

PASSING COMPLETIONS

Career

1.	958	Ty Detmer	1988-91
2.	903	Max Hall	2007-09
3.	885	John Beck	2003-06
4.	653	Jim McMahon	1977-78, 80-81
5.	638	Robbie Bosco	1983-85
6.	610	Taysom Hill	2012-16
7.	609	Kevin Feterik	1996-99
8.	592	Steve Young	1981-83
9.	588	John Walsh	1991-94
10.	566	Zach Wilson	2018-20

Season

1.	361	Ty Detmer	1990
2.	338	Robbie Bosco	1985
3.	331	John Beck	2005
4.	330	Max Hall	2007
5.	306	Steve Young	1983
6.	298	Max Hall	2007
7.	289	John Beck	2006
8.	284	John Walsh	1994
9.	284	Jim McMahon	1980
10.	283	Robbie Bosco	1984

Game

1.	44	Jim McMahon	at CSU, 11/7/81, W, 63-14
2.	42	Ty Detmer	vs. Penn St., 12/29/89, L, 50-39
42		Robbie Bosco	at New Mex., 10/19/85, W, 45-23
4.	41	John Beck	vs. Boston Coll., 9/3/05, L, 20-3
5.	40	Jim McMahon	vs. N Texas St, 11/8/80, W, 41-23

PASSING TOUCHDOWNS

Career

1.	121	Ty Detmer	1988-91
2.	94	Max Hall	2007-09
3.	84	Jim McMahon	1977-78, 80-81
4.	79	John Beck	2003-06
5.	66	John Walsh	1991-94
66		Robbie Bosco	1983-85
7.	61	Marc Wilson	1975-79
8.	56	Steve Young	1981-83
56		Zach Wilson	2018-20
10.	55	Gifford Nielsen	1974-77

Season

1.	47	Jim McMahon	1980
2.	41	Ty Detmer	1990
3.	35	Max Hall	2008
35		Ty Detmer	1991
5.	33	Steve Young	1983
33		Robbie Bosco	1984
33		Steve Sarkisian	1996
33		Max Hall	2009
33		Brandon Doman	2001
33		Zach Wilson	2020

Game

1.	7	Max Hall	vs. UCLA, 9/13/08, W, 59-0
7		Jim McMahon	at CSU, 11/7/81, W, 63-14
7		Marc Wilson	at Colorado State, 10/15/77, W, 63-17
4.	6	Nine tied with six, last player: James Lark at New Mexico St., 11/24/12, W, 50-14	

HIGHEST COMPLETION PERCENTAGE

Career

Min. 500 attempts			
1.	.676	Zach Wilson	2018-20
2.	.669	Steve Sarkisian	1995-96
3.	.653	Max Hall	2007-09
4.	.652	Steve Young	1981-83
5.	.652	Jaren Hall	2018-2022
6.	.640	Robbie Bosco	1982-85
7.	.626	Ty Detmer	1988-91
8.	.624	John Beck	2003-06

9.	.621	Brandon Doman	1998-01
10.	.616	Jim McMahon	1977-78, 80-81

Season

Min. 300 attempts

1.	.735	Zach Wilson	2020
2.	.713	Steve Young	1983
3.	.693	John Beck	2006
4.	.692	Max Hall	2008
5.	.688	Steve Sarkisian	1996
6.	.672	Max Hall	2009
7.	.661	Robbie Bosco	1985
8.	.660	Jaren Hall	2022
8.	.649	Steve Sarkisian	1995
9.	.645	John Beck	2005
10.	.643	Ty Detmer	1989

Game

Min. 15 attempts

1.	100.0 (18-18)	Zach Wilson	vs. W. Michigan, 12/21/18, W, 49-18
2.	92.3 (24-26)	Zach Wilson	vs. LA Tech, 10/2/20, W 45-14
3.	91.2 (31-34)	Steve Sarkisian	at Fresno St, 11/25/95, W, 45-28
4.	90.9 (20-22)	Max Hall	at Wyoming, 11/7/2009, W, 52-0
5.	88.0 (22-25)	Steve Young	vs. Utah, 11/19/1983, W, 55-7

HIGHEST PASS EFFICIENCY RATING

Career

Min. 400 attempts

1.	162.91	Zach Wilson	2018-20
2.	162.74	Ty Detmer	1988-91
3.	161.96	Steve Sarkisian	1995-96
4.	158.25	Jaren Hall	2018-22
5.	156.91	Jim McMahon	1977-78, 80-81
6.	152.03	Brandon Doman	1998-01
7.	151.08	Max Hall	2007-09
8.	149.82	Steve Young	1981-83
9.	149.39	Robbie Bosco	1982-85
10.	147.6	John Walsh	1991-94

Season

1.	196.44	Zach Wilson	2020
2.	176.87	Jim McMahon	1980
3.	175.64	Ty Detmer	1989
4.	173.56	Steve Sarkisian	1996
5.	169.05	John Beck	2006
6.	168.51	Ty Detmer	1991
7.	168.45	Steve Young	1983
8.	160.81	Jaren Hall	2022
9.	160.13	Max Hall	2009
10.	159.66	Brandon Doman	2001

Game

Min. 15 attempts

1.	321.27	Zach Wilson	vs. Western Michigan, 12/21/18, W, 49-18
2.	278.51	Ty Detmer	vs. Utah, 11/18/89, W, 70-31
3.	274.06	Zach Wilson, W, 56-24	vs. UMass, 11/23/1999
4.	270.04	Max Hall	at Wyoming, 11/7/09, W, 52-0
5.	257.25	Steve Young	vs. Utah 11/19/83, W, 55-7

INTERCEPTIONS THROWN

Career

1.	65	Ty Detmer	1988-91
2.	46	Marc Wilson	1977-79



3.	43	Virgil Carter	1964-66
4.	40	Max Hall	2007-09
5.	36	Robbie Bosco	1983-85
6.	35	John Walsh	1991-1994
7.	34	Jim McMahon	1977-78, 80-81
	34	John Beck	2003-2006
9.	33	Steve Young	1981-1983
10.	31	Taysom Hill	2012-16
	31	Gary Sheide	1973-1974

Season			
1.	28	Ty Detmer	1990
2.	24	Robbie Bosco	1985
3.	19	Gifford Nielsen	1976
4.	19	Gary Sheide	1974
5.	18	Jim McMahon	1980
	18	Marc Wilson	1977
	18	Steve Young	1982
	18	Steve Lindsley	1986
9.	17	Rick Jones	1970
10.	16	Virgil Carter	1966

Game					
1.	7	Jim Eccles	vs. Utah, 10/9/48	L, 30-0	

INTERCEPTION AVOIDANCE PCT.

Career			
Min. 500 attempts			
1.	1.53%	Jaren Hall	2018-2022
2.	1.79%	Zach Wilson	2018-20
3.	2.40%	John Beck	2003-06
4.	2.68%	Jake Heaps	2010-11
5.	2.69%	Kevin Feterik	1996-99
6.	2.78%	Brandon Doman	1998-01
7.	2.89%	Max Hall	2007-09
8.	2.96%	Taysom Hill	2012-16
9.	3.21%	Jim McMahon	1977-78, 80-81
10.	3.30%	Steve Sarkisian	1995-96

Season			
Min. 300 attempts			
1.	0.89%	Zach Wilson	2020
2.	1.60%	Jaren Hall	2022
3.	1.7%	Jim McMahon	1981
4.	1.79%	Kevin Feterik	1998
5.	1.92%	John Beck	2006
6.	1.96%	Brandon Doman	2001
7.	2.24%	Tanner Mangum	2015
8.	2.331%	Steve Young	1983
9.	2.332%	John Beck	2004
10.	2.35%	Jake Heaps	2010

MOST CONSECUTIVE PASS ATTEMPTS WITHOUT AN INTERCEPTION

(may span over multiple seasons)

1.	184	Zach Wilson	2020
2.	164	Charlie Peterson	2000
3.	154	Jim McMahon	1981
	154	John Beck	2005
5.	144	Jaren Hall	2022

TIMES SACKED

Career			
1.	108	Ty Detmer	1988-91
2.	98	Kevin Feterik	1996-99
3.	93	John Walsh	1991-94
4.	82	Taysom Hill	2012-16
5.	81	John Beck	2003-06

Season

1.	43	John Walsh	1993
2.	38	Steve Sarkisian	1995
3.	38	Kevin Feterik	1998
4.	37	Ty Detmer	1989
	37	Kevin Feterik	1999
	37	Taysom Hill	2013

Game					
1.	10	Ty Detmer	at Hawaii, 9/28/89	L, 56-14	
		John Walsh	at UCLA, 9/9/93	L, 68-14	

500-YARD PASSING GAMES

Career			
1.	5	Ty Detmer	1988-91
2.	2	Robbie Bosco	1983-85
	2	Jim McMahon	1977-78, 80-81
4.	1	Six players tied with 1	

Season			
1.	2	Ty Detmer	1990
	2	Ty Detmer	1989
	2	Robbie Bosco	1985
	2	Jim McMahon	1981
5.	1	Six players tied with 1	

400-YARD PASSING GAMES

Career			
1.	14	Ty Detmer	1988-91
2.	9	Jim McMahon	1977-78, 80-81
3.	5	John Walsh	1991-94
4.	4	Robbie Bosco	1983-85
5.	3	Four players tied with 3	

Season			
1.	8	Ty Detmer	1990
2.	6	Jim McMahon	1980
3.	5	Ty Detmer	1989
4.	4	John Walsh	1993
5.	3	Robbie Bosco	1985
	3	Jim McMahon	1981

300-YARD PASSING GAMES

Career			
1.	36	Ty Detmer	1988-91
2.	20	Max Hall	2007-09
3.	19	John Walsh	1991-94
	19	Jim McMahon	1977-78, 80-81
5.	17	John Beck	2003-06

Season			
1.	13	Ty Detmer	1989
2.	12	Ty Detmer	1990
	12	Jim McMahon	1980
4.	10	Ty Detmer	1991
	10	Marc Wilson	1979

LONGEST PASS PLAY

1.	97 yards	T. Detmer to E. Drage	vs. Utah 11/23/91	W, 48-17
2.	93 yards	J. Walsh to T. Anderson	vs. Utah State 10/30/93	L, 58-56
3.	89 yards	R. Bosco to K. Smith	at New Mexico	W, 45-23
4.	87 yards	S. Sarkisian to D. Johnson	vs. Rice 11/9/1996	W, 49-0
5.	84 yards	T. Mangum to M. Juergens	vs. Boise State, 9/12/15	W, 35-24

QB/WR TOUCHDOWN COMBOS

Career			
1.	22	Max Hall/Austin Collie	
2.	19	Max Hall/Dennis Pitta	

3.	18	Jim McMahon/Clay Brown	
4.	17	Robbie Bosco/Mark Bellini	
5.	16	John Beck/Jonny Harline	

RECEIVING

RECEIVING YARDS

Career			
1.	3,612	Cody Hoffman	2010-13
2.	3,255	Austin Collie	2004, 07-08
3.	3,065	Eric Drage	1990-93
4.	2,901	Dennis Pitta	2004, 07-09
5.	2,841	Margin Hooks	1997-00
6.	2,635	Matt Bellini	1987-90
7.	2,548	Phil Odle	1965-67
8.	2,484	Gordon Hudson	1981-83
9.	2,429	Mark Bellini	1982-86
10.	2,367	Chris Smith	1987-90

Season (including all 1000+ yard seasons)			
1.	1,538	Austin Collie	2008
2.	1,248	Cody Hoffman	2012
3.	1,241	Andy Boyce	1990
4.	1,211	Reno Mahe	2001
5.	1,188	Dax Milne	2020
6.	1,181	Jay Miller	1973
7.	1,156	Chris Smith	1990
8.	1,093	Eric Drage	1992
9.	1,090	Chris Smith	1989
10.	1,083	Dennis Pitta	2008
11.	1,067	Margin Hooks	1999
12.	1,042	Todd Watkins	2004
13.	1,039	Chuck Cutler	1988
14.	1,023	David Mills	1984
15.	1,018	Eric Drage	1991
16.	1,009	Clay Brown	1980
17.	1,008	Mark Bellini	1985

Game					
1.	263	Jay Miller vs. UNM 11/3/73, W, 56-21			
2.	259	Gordon Hudson vs. Utah, 11/21/81, W, 56-28			
3.	242	Phil Odle vs. UTEP, 11/5/66, W, 53-33			
4.	241	Glen Kozlowski vs. Boston College, 8/9/85, W, 28-14			
5.	235	Andy Boyce vs. UNM, 10/27/90, W, 55-31			

RECEIVING YARDS BY A TIGHT END

Career			
1.	2,901	Dennis Pitta	2004, 07-09
2.	2,484	Gordon Hudson	1980-83
3.	2,367	Chris Smith	1988-90
4.	1,763	Itula Mili	1994-96
5.	1,742	Jonny Harline	2004-06
6.	1,719	Matt Bushman	2017-2019
7.	1,691	Clay Brown	1977-80
8.	1,385	Isaac Rex	2019-2023
9.	1,376	Chad Lewis	1993-96
10.	1,244	Darren Handley	1986-88

Season			
1.	1,156	Chris Smith	1990
2.	1,090	Chris Smith	1989
3.	1,083	Dennis Pitta	2008
4.	1,023	David Mills	1984
5.	1,009	Clay Brown	1980

RECEPTIONS

Career			
1.	260	Cody Hoffman	2010-13
2.	221	Dennis Pitta	2004, 07-09
3.	215	Austin Collie	2004, 07-08
4.	204	Matt Bellini	1987-90
5.	189	Margin Hooks	1997-00



6.	183	Phil Odle	1965-67
7.	178	Gordon Hudson	1981-83
8.	166	Reno (Junior) Mahe	1998, 01-02
9.	162	Eric Drage	1990-93
10.	157	Curtis Brown	2002, 04-06

Season

1.	106	Austin Collie	2008
2.	100	Cody Hoffman	2012
	100	Jay Miller	1973
4.	91	Reno Mahe	2001
5.	83	Dennis Pitta	2008
6.	79	Andy Boyce	1990
7.	77	Phil Odle	1967
8.	73	Mitch Mathews	2014
9.	72	Dax Milne	2020
10.	68	Chris Smith	1990

Game

1.	22	Jay Miller at New Mexico, 11/3/73, W, 21-7
2.	16	Mitch Mathews vs. Nevada, 10/18/14, L, 42-35
3.	14	Puka Nacua at Boise State 11/5/22, W 31-28
	14	Reno Mahe at Hawaii, 12/8/01, L, 72-45
	14	Phil Odle vs. UTEP, 11/5/66 ,W, 53-33

RECEPTIONS BY A TIGHT END

Career

1.	221	Dennis Pitta	2004, 07-09
2.	178	Gordon Hudson	1981-83
3.	137	Chris Smith	1987-1990
4.	125	Matt Bushman	2017-present
4.	125	Itula Mili	1991,94-96

Season

1.	83	Dennis Pitta	2008
2.	68	Chris Smith	1990
3.	67	Gordon Hudson	1982
	67	Gordon Hudson	1981
5.	63	Jonny Harline	2005
	63	Trevor Molini	1990
7.	62	Dennis Pitta	2009
8.	60	Chris Smith	1989
	60	David Mills	1984
10.	59	Dennis Pitta	2007

RECEIVING TOUCHDOWNS

Career

1.	33	Cody Hoffman	2010-13
2.	30	Austin Collie	2004, 07-08
3.	29	Eric Drage	1990-93
4.	25	Phil Odle	1965-67
5.	24	Isaac Rex	2019-2023
	24	Mitch Mathews	2012-15
7.	23	Mark Bellini	1982-86
	23	Glen Kozlowski	1981, 83-85
9.	22	Gordon Hudson	1981-83
	21	Dennis Pitta	2004,07-09
	21	Mike Chronister	1976-78

Season

1.	15	Austin Collie	2008
	15	Clay Brown	1980
3.	14	Mark Bellini	1985
4.	13	Andy Boyce	1990
5.	12	Isaac Rex	2020
	12	Jonny Harline	2006
	12	Eric Drage	1992
8.	11	Cody Hoffman	2012
	11	Glen Kozlowski	1984
	11	Mitch Mathews	2015
	11	Kirk Pendleton	1983
	11	Phil Odle	1965
	11	Mike Chronister	1977

Game

1.	5	Cody Hoffman at New Mexico St., 11/24/12, W, 50-14
2.	4	Luke Ashworth at Colo. St., 11/13/10, W, 49-10
	4	Kirk Pendleton vs. UNM, 10/15/83, W, 66-21
	4	John VanDerWouden vs. Colo. St., 9/18/76, W, 42-18
5.	3	Fourteen players tied with 3

100-YARD RECEIVING GAMES

Career

1.	18	Cody Hoffman	2010-13
2.	17	Austin Collie	2004, 07-08
3.	12	Eric Drage	1990-93
4.	11	Chris Smith	1988-90
5.	10	Three players tied with 10	

Season

1.	11	Austin Collie	2008
2.	8	Cody Hoffman	2012
3.	7	Margin Hooks	1999
4.	6	Three players tied with 6	

INDIVIDUAL RUSHING

RUSHING YARDS

Career

1.	3,901	Jamaal Williams	2012-16
2.	3,455	Harvey Unga	2006-09
3.	3,221	Curtis Brown	2002, 04-06
4.	2,970	Jamal Willis	1991-94
5.	2,899	Tyler Allgeier	2018-21
6.	2,815	Taysom Hill	2012-16
7.	2,710	Lakei Heimuli	1983-86
8.	2,663	Jeff Blanc	1973-75
9.	2,493	Luke Staley	1999-02
10.	2,392	Pete Van Valkenburg	1969-72

Season (All 1,000-yard seasons)

1.	1,601	Tyler Allgeier	2021
2.	1,582	Luke Staley	2001
3.	1,386	Pete Van Valkenburg	1972
4.	1,375	Jamaal Williams	2016
5.	1,344	Taysom Hill	2013
6.	1,307	Ronney Jenkins	1998
7.	1,233	Jamaal Williams	2013
8.	1,227	Harvey Unga	2007
9.	1,149	Eldon Fortie	1962
10.	1,132	Harvey Unga	2008
11.	1,130	Tyler Allgeier	2020
12.	1,123	Curtis Brown	2005
13.	1,087	Harvey Unga	2009
14.	1,042	Jamal Willis	1994
15.	1,039	Eldon Fortie	1962
16.	1,010	Curtis Brown	2006
17.	1,004	Jamal Willis	1992
		Brian McKenzie	1997

Game

1.	286	Jamaal Williams	vs. Toledo 10/30/16, W, 55-53
2.	272	Eldon Fortie	vs. George Wash. 9/29/62, L, 13-12
3.	266	Tyler Allgeier	vs. Virginia 10/30/21, W 66-49
4.	259	Taysom Hill	vs. Texas, 9/7/13, W, 40-21
5.	250	Ronney Jenkins	vs. San Jose State 10/24/1998 W, 46-43

RUSHING ATTEMPTS

Career

1.	726	Jamaal Williams	2012-16
2.	696	Harvey Unga	2006-09

3.	641	Curtis Brown	2002, 04-06
4.	625	Jeff Blanc	1973-75
5.	605	Lakei Heimuli	1983-86
6.	584	Jamal Willis	1991-94
7.	535	John Ogden	1964-66
8.	534	Taysom Hill	2012-16
9.	456	Pete Van Valkenburg	1969-72
10.	452	Tyler Allgeier	2018-21

Season

1.	276	Tyler Allgeier	2021
2.	252	Ronney Jenkins	1998
3.	246	Taysom Hill	2013
4.	244	Harvey Unga	2007
5.	240	Harvey Unga	2008
6.	234	Jamaal Williams	2016
7.	232	Pete Van Valkenburg	1972
8.	230	Lakei Heimuli	1986
9.	218	Brian McKenzie	1997
10.	217	Jamaal Williams	2013

Game

1.	37	Pete Van Valkenburg	at Utah 11/18/72, W, 16-7
2.	36	Jeff Blanc vs. Wyoming, 10/9/76, L, 34-29	36 Pete Van Valkenburg vs. USU, 10/24/70, W, 27-20
4.	35	Pete Van Valkenburg	at New Mex, 11/25/72, W, 21-7
5.	34	Three tied with 34	

MOST RUSHING TOUCHDOWNS

Career

1.	41	Luke Staley	1999-01
2.	36	Tyler Allgeier	2018-21
2.	36	Harvey Unga	2006-09
4.	35	Jamaal Williams	2012-16
4.	35	Jamal Willis	1991-94
6.	32	Taysom Hill	2012-16
7.	31	Curtis Brown	2002, 04-06
8.	30	Lakei Heimuli	1983-86
9.	29	Waymon Hamilton	1980-83
10.	24	Pete Van Valkenburg	1969-1972
10.	24	Ronney Jenkins	1996-1998

Season

1.	24	Luke Staley	2001
2.	23	Tyler Allgeier	2021
3.	14	Curtis Brown	2005
	14	Lakei Heimuli	1985
	14	Waymon Hamilton	1981
	14	Eldon Fortie	1962
7.	13	Harvey Unga	2007
	13	Ronney Jenkins	1998
	13	Tyler Allgeier	2020
10.	12	Jamaal Williams	2016
	12	Pete Van Valkenburg	1972
	12	Jamal Willis	1994
	12	Brian McKenzie	1997
	12	Jamaal Williams	2012

Game

1.	5	Tyler Allgeier vs. Virginia 10/30/21, W 66-49
	5	Jamaal Williams vs. Toledo, 9/30/16, W 55-53
	5	Luke Staley vs. Colorado State, 11/1/01, W, 56-34
	5	Eric Lane at Utah State, 10/13/79, W, 48-24
4.	4	Lopini Katooa vs. New Mex St. 11/17/18, W, 45-10
	4	Ronney Jenkins vs. SJSU, 10/24/1998, W, 46-43
	4	John Ogden vs. Western Mich., 11/14/64 , W, 43-8
	4	Dick Felt at SJSU, 11/8/52, L, 44-27

100-YARD RUSHING GAMES

Career

1.	16	Jamaal Williams	2012-16
2.	15	Harvey Unga	2006-09
	15	Curtis Brown	2002, 04-06



3.	13	Tyler Allgeier	2018-21
4.	10	Luke Staley	1999-01
	10	Jamal Willis	1991-94
	10	Lakei Heimuli	1983-86
	10	John Ogden	1964-66

Season			
1.	9	Luke Staley	2001
2.	7	Tyler Allgeier	2021
2.	7	Harvey Unga	2007
4.	6	Six players tied with 6	

MOST YARDS PER CARRY

Career			
Min. 250 attempts (Att.-Yds)			
1.	6.41	Tyler Allgeier	2018-2021 (452-2899)
2.	5.95	Luke Staley	1999-2002 (419-2493)
3.	5.52	Peter Tuipulotu	1987-1991 (277-1528)
4.	5.37	Jamaal Williams	2012-2016 (726-3901)
5.	5.37	Ronney Jenkins	1996-1998 (380-2040)
6.	5.27	Taysom Hill	2012-2016 (534-2815)
7.	5.25	Pete Van Valkenburg	1969-1972 (456-2392)
8.	5.22	Kalin Hall	1992-1993 (251-1309)
9.	5.16	Jamal Willis	1991-1994 (576-2970)
10.	5.11	JJ Di Luigi	2008-2011 (352-1797)

Season			
Min. 100 att (Att-Yds)			
1.	8.03	Luke Staley	2001 (197-1582)
2.	7.53	Tyler Allgeier	2020 (150, 1,130)
3.	6.91	Weldon Jackson	1958 (101-698)
4.	6.26	Casey Tiumalu	1983 (134-839)
5.	6.25	Christopher Brooks	2022 (130-813)
6.	6.05	Casey Tiumalu	1982 (110-665)
7.	5.97	Pete Van Valkenburg	1972 (232-1386)
8.	5.92	Squally Canada	2017 (120-710)
9.	5.88	Jamaal Williams	2016 (234-1375)
10.	5.80	Tyler Allgeier	2021 (276-1601)

LONGEST RUN FROM SCRIMMAGE

- 95 Reynaldo Brathwaite vs. SDSU, 10/4/03, W, 44-36
93 Weldon Jackson vs. Fresno St., 9/20/1958, W, 29-7

LONGEST SCORING RUN

- 95 Reynaldo Brathwaite vs. SDSU, 10/4/03, W, 44-36
93 Weldon Jackson vs. Fresno St., 9/20/1958, W, 29-7

CONSECUTIVE 1,000 YARD RUSHING SEASONS

- 3 Harvey Unga 2006-09 (2007, 2008, 2009)
2 Tyler Allgeier 2018-21 (2020, 2021)

SCORING

MOST POINTS SCORED

Career			
1.	338	Jake Oldroyd	2016, 19-22
2.	334	Mitch Payne	2007-10
3.	333	Owen Pochman	1997-00
4.	312	Matt Payne	2001-04
5.	290	Luke Staley	1999-01

Season			
1.	170	Luke Staley	2001
2.	138	Tyler Allgeier	2021
3.	123	Ethan Pochman	1996
4.	113	Will Ferrin	2024
5.	109	Matt Payne	2001

Game			
1.	30	Tyler Allgeier vs. Virginia, 10/30/21, W 66-49	
	30	Jamaal Williams vs. Toledo, 9/30/16, W, 55-53	
	30	Cody Hoffman at New Mexico St., 11/24/12, W, 50-14	
	30	Luke Staley vs. Colorado St., 11/1/01, W, 56-34	
	30	Luke Staley vs. Utah St., 10/5/01, W, 54-34	
	30	Ronney Jenkins vs. SJSU, 10/24/98, W, 46-43	
	30	Eric Lane, at Utah St., 10/13/79, W, 48-24	

MOST TOTAL TOUCHDOWNS

Career			
1.	48	Luke Staley	41 run, 7 rec 1999-2001
2.	45	Harvey Unga	36 run, 9 rec 2006-09
3.	40	Jamal Willis	35 run, 5 rec 1991-94
4.	37	Tyler Allgeier	36 run, 1 rec 2018-21
5.	36	Jamaal Williams	35 run, 1 rec 2012-16
	36	Curtis Brown	31 run, 5 rec 2002, 04-06

Season			
1.	28	Luke Staley	24 run, 4 rec 2001
2.	23	Tyler Allgeier	23 run 2021
3.	17	Harvey Unga	13 run 4 rec 2007
4.	16	Curtis Brown	14 run, 2 rec 2005
	16	Waymon Hamilton	14 run, 2 rec 1981

Game			
1.	5	Tyler Allgeier vs. Virginia, 10/30/21, W 66-49	
	5	Jamaal Williams vs. Toledo 9/30/16, W 55-53	
	5	Cody Hoffman at New Mex St. 11/24/12, W, 50-14	
	5	Luke Staley vs. Colorado St., 11/1/01, W, 56-34	
	5	Luke Staley vs. Utah St., 10/5/01, W, 54-34	
	5	Ronney Jenkins vs. SJSU, 10/24/1998, W, 46-43	
	5	Eric Lane at Utah St., 10/13/79, W, 48-24	

MOST TOUCHDOWNS RESPONSIBLE FOR

Career			
1.	135	Ty Detmer	1988-91
2.	101	Max Hall	2007-09
3.	94	Jim McMahon	1977-81
4.	88	John Beck	2003-06
5.	75	Taysom Hill	2012-16

Season			
1.	53	Jim McMahon	1980

Game			
8	Jim McMahon vs. Utah State, 10/18/80, W, 70-46		
	Marc Wilson at Colorado State, 10/15/77, W, 63-17		

MOST POINTS KICKING

Career			
1.	338	Jake Oldroyd	2016, 19-22
2.	334	Mitch Payne	2007-10
3.	333	Owen Pochman	1997-00
4.	312	Matt Payne	2001-04
5.	251	Justin Sorensen	2008, 11-13
6.	243	Kurt Gunther	1980-82
7.	243	Trevor Samson	2013-15
8.	192	Jared McLaughlin	2005-06
9.	188	Lee Johnson	1980-84
10.	178	Will Ferrin	2023-present

Season			
1.	123	Ethan Pochman	1996
2.	113	Will Ferrin	2024
3.	109	Matt Payne	2001
4.	108	Justin Sorensen	2013
5.	101	Owen Pochman	1998
6.	100	Jared McLaughlin	2006
7.	99	Jake Oldroyd	2020
8.	98	Trevor Samson	2014
9.	94	Trevor Samson	2015
10.	93	Justin Sorensen	2011

Game			
1.	17	Owen Pochman vs. UNLV, 10/23/99, W, 29-0	
2.	16	Joe Liljenquist vs. CSU, 9/20/69, W, 22-20	

SPECIAL TEAMS

FIELD GOALS MADE

Career			
1.	66	Owen Pochman	1997-00
2.	54	Matt Payne	2001-04
3.	50	Jake Oldroyd	2016, 19-22
4.	47	Mitch Payne	2007-10
5.	43	Justin Sorensen	2008, 11-13
6.	35	Will Ferrin	2023-present
7.	34	Leonard Chitty	1986-87
	34	Jake Oldroyd	2016, 19-present
9.	30	Rhett Almond	2012, 15-18
10.	28	Jared McLaughlin	2005-06

Season			
1.	24	Will Ferrin	2024
2.	21	Justin Sorensen	2013
3.	20	Owen Pochman	1998
	20	Ethan Pochman	1996
5.	19	Owen Pochman	2000
6.	18	Owen Pochman	1999
	18	Leonard Chitty	1987
8.	17	Rhett Almond	2016
	17	Mitch Payne	2010
10.	16	Jake Oldroyd	2019
	16	Leonard Chitty	1986

Game			
1.	5	Owen Pochman at UNLV, 10/23/99, W, 29-0	
	5	Joe Liljenquist vs. Colorado St., 9/20/69, W, 22-20	
3.	4	Six players tied with 4	

FIELD GOALS ATTEMPTED

Career			
1.	91	Owen Pochman	1997-00
2.	73	Matt Payne	2001-04
3.	68	Jake Oldroyd	2016, 19-22
4.	66	Justin Sorensen	2008, 11-13
5.	63	Mitch Payne	2007-10
6.	49	Joe Liljenquist	1969-71
7.	48	Dev Duke	1973-77
8.	47	Kurt Gunther	1980-82
	47	Leonard Chitty	1986-87
10.	41	Will Ferrin	2023-present

Season			
1.	29	Dave Taylor	1976
2.	28	Ethan Pochman	1996
3.	27	Will Ferrin	2024
	27	Owen Pochman	1998
5.	26	Justin Sorensen	2013
	26	Leonard Chitty	1987
7.	25	Owen Pochman	1999
	25	Justin Sorensen	2011
9.	24	Jake Oldroyd	2019
	24	Owen Pochman	2000

Game			
1.	6	Joe Liljenquest vs. CSU, 9/20/69, W, 22-20	

FIELD GOAL PERCENTAGE

Minimum 2 seasons played

Career			
1.	85.4	Will Ferrin	2023-24
2.	83.9	Trevor Samson	2013-15
3.	75.7	Jared McLaughlin	2005-06
4.	75.0	Rhett Almond	2012, 2015-18
5.	74.6	Mitch Payne	2007-10



6.	74.0	Matt Payne	2001-04
7.	73.5	Jake Oldroyd	2016, 19-22
8.	72.5	Owen Pochman	1997-00
9.	72.3	Leonard Chitty	1986-87
10.	71.4	Ethan Pochman	1996

Season

1.	100.0	Jake Oldroyd	2020
2.	88.9	Will Ferrin	2024
3.	85.7	Trevor Samson	2014
4.	82.4	Trevor Samson	2015
5.	81.3	Matt Payne	2002
6.	81.0	Rhett Almond	2016
	81.0	Mitch Payne	2010
8.	80.7	Justin Sorensen	2013
9.	80.0	Earl Kauffmann	1990
10.	79.2	Owen Pochman	2000

Game

100% Owen Pochman (5 of 5) at UNLV, 10/23/99
W, 29-0

PATs MADE

Career

1.	193	Mitch Payne	2007-10
2.	188	Jake Oldroyd	2016, 19-22
3.	162	Kurt Gunther	1980-82
4.	150	Matt Payne	2001-04
5.	135	Owen Pochman	1997-2000
6.	122	Justin Sorensen	2008, 11-13
7.	114	Trevor Samson	2013-15
8.	104	Jared McLaughlin	2005-06
9.	97	Lee Johnson	1980-84
10.	96	Earl Kauffman	1988-91

Season

1.	73	Matt Payne	2001
2.	64	Kurt Gunther	1980
3.	63	Ethan Pochman	1996
4.	62	Trevor Samson	2014
5.	60	Jake Oldroyd	2020
6.	59	Mitch Payne	2009
7.	58	Jared McLaughlin	2006
8.	57	Kurt Gunther	1981
9.	55	Earl Kauffman	1990
10.	54	Mitch Payne	2008

Game

- 10 Matt Payne vs. Tulane, 8/25/01, W, 70-35
- 10 Jason Chaffetz vs. Utah, 11/18/89, W, 70-31
- 10 Trevor Samson vs. Wagner, 10/24/15, W, 70-6
- 9 Seven players with 9

PATs ATTEMPTED

Career

1.	201	Mitch Payne	2007-10
2.	192	Jake Oldroyd	2016, 19-22
3.	179	Kurt Gunther	1980-82
4.	157	Matt Payne	2001-04
5.	139	Owen Pochman	1997-00
6.	125	Justin Sorensen	2008, 11-13
7.	118	Trevor Samson	2013-15
8.	113	Dev Duke	1973-77
9.	94	Jason Chaffetz	1986-89
10.	90	Brent Johnson	1976-79

Season

1.	76	Matt Payne	2001
2.	71	Kurt Gunther	1980
3.	65	Ethan Pochman	1996
4.	63	Trevor Samson	2014
	63	Kurt Gunther	1981
6.	62	Jared McLaughlin	2006
	62	Jake Oldroyd	2020

8.	61	Mitch Payne	2009
9.	59	Earl Kauffman	1990
10.	56	Mitch Payne	2008
	56	Jason Chaffetz	1989
	56	Brent Johnson	1979

Game

10 Three players

PAT PERCENTAGE

Career - Minimum of Two Seasons Played

1.	98.6	Will Ferrin	2023-present
2.	97.6	Justin Sorensen	2008, 11-13
3.	97.56	David Lauder	1992,1994
4.	97.28	Jake Oldroyd	2016, 19-22
5.	97.10	Owen Pochman	1997-00
6.	96.83	Rhett Almond*	2012, 2015-18
7.	96.6	Trevor Samson	2014-15
8.	96.0	Mitch Payne	2007-10
9.	95.54	Matt Payne	2001-04
10.	95.52	Leonard Chitty	1986-87

Season

1. 100% Six times (Owen Pochman 2000, Matt Payne 2003, Justin Sorensen 2011, 13, Jake Oldroyd, 2022, Will Ferrin, 2024)

CONSECUTIVE PATS MADE

Career

1.	86	Jake Oldroyd	2021-22
----	----	--------------	---------

Season

1.	61	Ethan Pochman	1996
----	----	---------------	------

Game

1. 10 Matt Payne vs. Tulsa, 8/25/01 W, 70-35
- 10 Jason Chaffetz vs. Utah, 11/18/89 W, 70-31
- 10 Trevor Samson vs. Wagner, 10/24/15 W, 70-6

LONGEST KICKS

LONGEST FIELD GOAL MADE

1. 56 Owen Pochman vs. UNM, 11/18/00, W, 37-13
2. 54 Will Ferrin vs. Colorado 12/28/24, W 36-14
- 54 Will Ferrin at Baylor, 9/28/24, W 34-28
- 54 Jake Oldroyd vs. Washington, 9/21/19, L 45-19
- 54 Jake Oldroyd vs. Troy, 9/26/20, W 48-7
3. 53 Matt Payne at Air Force, 10/23/04, W, 41-24
- 53 Matt Payne vs. Notre Dame, 9/4/04, W, 20-17
- 53 Matt Payne at USC, 9/6/03, L, 35-18
- 53 Jared McLaughlin at Air Force, 10/28/06, W, 33-14
- 53 Dennis Patera at Utah St., 11/4/67, L, 30-9
- 53 Jake Oldroyd vs. N. Alabama 11/21/20, W 66-14
4. 52 Matt Payne at CSU, 10/2/04, W, 31-21
- 52 Matt Payne at USC, 9/6/03, L, 35-18
- 52 Matt Payne vs. New Mex, 11/16/02, L, 20-16
- 52 Leonard Chitty at New Mex, 9/26/87, W 45-25
- 52 Brent Johnson at Utah, 11/18/78, L, 23-22

LONGEST PUNT

1. 83 Ryan Rehkow vs. ASU, 9/18/21, W 27-17
2. 81 Scott Arellano at M. Tennessee, 11/1/14 W, 27-7
3. 80 Lee Johnson at Wyoming, 10/8/83, W, 41-10
4. 79 Matt Payne vs. USC, 9/18/04, L, 42-10
- 79 Ben Lavery vs. Pacific, 11/26/66, W, 38-0
6. 78 Bill Wright at Wyoming, 10/21/61, L, 36-8
7. 77 Jonny Linehan at Nebraska, 9/5/15, W, 33-28
8. 76 Matt Payne vs. SDSU, 11/2/02, W, 34-10
9. 75 CJ Santiago at New Mexico, 9/29/07, W, 31-24
- 75 Joe Liljenquist at CSU 11/7/70. L, 26-9

MOST PUNTS

Career

1.	204	Alan Boardman	1993-96
2.	201	Richard Adams	1967-69
3.	198	Riley Stephenson	2009-12
4.	192	Matt Payne	2001-04
5.	180	Patrick Thompson	1985-88
6.	178	Jonny Linehan	2015-17
7.	176	Ryan Rehkow	2020-23
8.	161	Mark Giles	1973-75
9.	149	Scott Arellano	2013-14
10.	133	Earl Kauffman	1988-91

Season

1.	83	Richard Adams	1969
2.	81	Richard Adams	1968
3.	80	Scott Arellano	2013
4.	78	Matt Payne	2003
5.	72	Patrick Thompson	1987
6.	69	Scott Arellano	2014
7.	68	Ryan Rehkow	2023
8.	67	Aaron Edmonds	2000
9.	66	Doug Coon	1972
10.	65	J.D. Hartsfield	1997
	65	J.D. Hartsfield	1998

Game

1. 15 Rich Adams at Iowa State, 9/27/1969, L, 10-0
2. 13 Dave Coon vs. Arizona St., 10/21/1972, L, 49-17
3. 12 Pat Thompson at SDSU, 11/29/1986, L, 10-3
- 12 Rich Adams vs. Wyoming, 10/12/1968, L, 20-17
- 12 Rich Adams at Wyoming, 10/12/1967, L, 26-10
- 12 Ben Lavery at Oregon, 10/2/1965, L, 27-14

BEST PUNTING AVERAGE

Career-Minimum of 60 punts

1.	47.4	Ryan Rehkow	2020-23
2.	46.9	Lee Johnson	1980-84
3.	45.4	Matt Payne	2001-04
4.	43.4	Jesse Sowards	1997-99
5.	43.3	Riley Stephenson	2009-12
6.	42.9	Gary Dunn	1958-59
7.	42.87	Patrick Thompson	1985-88
8.	42.85	Scott Arellano	2013-14
9.	42.7	Jonny Linehan	2015-17
10.	42.3	Alan Boardman	1993-96

Season-Minimum of 40 punts

1.	50.63	Lee Johnson	1983
2.	48.58	Ryan Rehkow	2021
3.	48.37	Ryan Rehkow	2023
4.	47.59	Matt Payne	2002
5.	47.04	Riley Stephenson	2012
6.	46.17	Ryan Rehkow	2022
7.	45.63	Mike Mees	1982
8.	45.49	Lee Johnson	1984
9.	45.35	Clay Brown	1979
10.	45.29	Matt Payne	2004

RETURNS

MOST YARDS ON PUNT RETURNS

Career

1.	1,312	Vai Sikahema	1980, 83-85
2.	1,230	John Betham	1972-74
3.	1,079	Chris Farasopoulos	1968-70
4.	1,003	Kent Oborn	1964-66
5.	856	JD Falslev	2010-13
6.	790	James Dye	1995-1996
7.	699	Mike O'Brien	1985-1988
8.	628	Golden Richards	1970-1971
9.	520	Dave Francis	1978-1980
10.	494	Mike Rigell	1998,2000-2001



Season		
1.	624	Golden Richards 1971
2.	554	John Betham 1973
3.	514	Chris Farasopoulos 1969
4.	472	Vai Sikahema 1984
5.	441	Vai Sikahema 1985
6.	438	James Dye 1995
7.	418	Mike O'Brien 1986
8.	393	Kent Oborn 1966
9.	379	John Betham 1974
10.	377	Vai Sikahema 1981

Game	
1.	219 Golden Richards at North Texas, 9/10/71 W, 41-13

MOST PUNT RETURNS

Career		
1.	153	Vai Sikahema 1980-85
2.	108	John Betham 1972-74
3.	95	Mike O'Brien 1985-88
4.	89	JD Falslev 2010-13
5.	78	Kent Oborn 1964-66
6.	71	Chris Farasopoulos 1968-70
7.	65	Mike Rigell 1998,00-01
8.	64	Mike Johnston 1992-95
9.	62	Dave Francis 1978-80
10.	57	Jaron Dabney 1997-99

Season		
1.	54	Vai Sikahema 1985
2.	51	Vai Sikahema 1984
3.	50	Mike O'Brien 1986
4.	44	Vai Sikahema 1981
5.	40	John Betham 1973
6.	37	Dave Francis 1979
	37	John Betham 1972
8.	36	Mike Rigell 2001
	36	Mike O'Brien 1987
10.	35	Chris Farasopoulos 1969

Game	
1.	8 Don Bushore at Pepperdine, 11/26/49, L, 28-14
8	Vai Sikahema at New Mexico, 10/19/85, W, 45-23
8	Bill Nelson vs. Colorado St, 11/23/63, W, 24-20
4.	7 Kent Oborn vs. Utah, 11/12/66, W, 35-13
7	Kent Oborn vs. Pacific, 11/16/66, W, 38-0
7	Golden Richards vs. Arizona, 11/13/71, L, 27-14

BEST AVERAGE PUNT RETURN

Minimum 25 returns for a career and 10 for a season

Career		
1.	19.8	James Dye 1995-96
2.	17.1	Golden Richards 1970-71
3.	15.2	Chris Farasopoulos 1968-70
4.	12.9	Kent Oborn 1964-66
5.	11.4	John Betham 1972-74
6.	11.1	Brad Clark 1989-92
7.	11.0	Parker Kingston 2022-present
8.	10.2	Ken Call 1967-68
9.	9.6	JD Falslev 2010-13
10.	9.4	Nathan Meikle 2005-06

Season		
1.	21.9	James Dye 1995
2.	19.5	Chris Farasopoulos 1968
3.	18.9	Golden Richards 1971
4.	17.6	James Dye 1996
5.	15.7	Ken Call 1967
6.	15.5	Chris Farasopoulos 1969
7.	15.3	Jack Sanders 1967
8.	13.9	John Betham 1973
9.	13.5	Brad Clark 1991
10.	13.4	Chris Farasopoulos 1970

MOST TOUCHDOWNS ON PUNT RETURNS

Career		
1.	4	James Dye 1995-96
4	Golden Richards 1970-71	
3.	3	Vai Sikahema 1980-85
3	Kent Oborn 1964-66	
4.	2	Parker Kingston 2022-present
2	JD Falslev 2010-13	
2	John Betham 1972-74	

Season		
1.	4	Golden Richards 1971
2.	2	Parker Kingston 2024
2	James Dye 1996	
2	James Dye 1995	
2	Vai Sikahema 1985	
5.	1	12 players tied with 1

Game	
1.	2 Golden Richards at North Texas, 9/10/71 W, 41-13

LONGEST PUNT RETURNS

- 94 Kent Oborn at Arizona, 11/20/65, W, 20-3
- 92 Chris Farasopoulos at UTEP, 10/25/69, L, 30-7
- 90 James Dye vs. Wyoming, 10/21/95, W, 23-20
- 89 Vai Sikahema vs. Tulsa, 9/15/84, W, 38-15
- 84 James Dye vs. SDSU, 9/16/95, W, 31-19
- 83 Jaron Dabney vs. Hawaii, 10/18/97, W, 17-3
- 82 Brad Clark vs. UTEP, 10/12/91, W, 31-29
- 81 Hal Lewis at CSU, 10/4/58, L, 32-6
- 79 James Dye at Utah State, 10/4/96, W, 45-17
- 77 McKay Jacobson vs. Wyoming, 11/9/06, W, 55-7
- 75 James Dye vs. Tulsa, 11/4/95, W, 45-35

LONGEST PUNT RETURN TOUCHDOWNS

- 94 Kent Oborn at Arizona, 11/20/65, W, 20-3
- 92 Chris Farasopoulos at UTEP, 10/25/69, L, 30-7
- 90 Parker Kingston vs. Kansas State 9/21/24, W 38-9
- 90 James Dye vs. Wyoming, 10/21/95, W, 23-20
- 89 Vai Sikahema vs. Tulsa, 9/15/84, W, 38-15
- 84 James Dye vs. SDSU, 9/16/95, W, 31-19
- 83 Jaron Dabney vs. Hawaii, 10/18/97, W, 17-3
- 82 Brad Clark vs. UTEP, 10/12/91, W, 31-29
- 81 Hal Lewis at Colorado St., 10/4/58, L, 32-6
- 79 James Dye at Utah State, 10/4/96, W, 45-17

KICKOFF RETURN YARDS

Career		
1.	1,625	Mike Rigell 1998, 2000-01
2.	1,611	O'Neill Chambers 2008-10
3.	1,391	Chris Farasopoulos 1968-70
4.	1,383	Adam Hine 2012-15
5.	1,331	Cody Hoffman 2010-13
6.	1,277	Austin Collie 2004,07-08
7.	1,051	Eric Mortensen 1988-91
8.	992	Jaron Dabney 1997-99
9.	973	Vai Sikahema 1980-83, 85
10.	945	Mike O'Brien 1985-88

Season		
1.	879	Cody Hoffman 2011
2.	865	Mike Rigell 2001
3.	843	Adam Hine 2013
4.	809	O'Neill Chambers 2008
5.	723	Austin Collie 2007
6.	649	Chris Farasopoulos 1970

7.	638	Jaron Dabney 1997
8.	617	Mike Rigell 1998
9.	579	Homer Jones 1979
10.	568	Tyler Anderson 1993

Game	
1.	237 Austin Collie at Tulsa, 9/15/07, L, 55-47

TOTAL KICK RETURNS

Career		
1.	69	O'Neill Chambers 2008-10
2.	65	Mike Rigell 1998, 00-01
3.	53	Adam Hine 2012-15
	53	Cody Hoffman 2010-13
5.	51	Chris Farasopoulos 1968-70
6.	49	Austin Collie 2004,07-08
	49	Eric Mortensen 1988-1991
8.	42	Vai Sikahema 1980-83, 85
	42	Mike O'Brien 1985-88
10.	41	Jaron Dabney 1997-99

Season		
1.	36	Cody Hoffman 2011
2.	35	O'Neill Chambers 2008
3.	33	Mike Rigell 2001
4.	31	Adam Hine 2013
5.	28	Austin Collie 2007
	28	Breyon Jones 2005
7.	26	Chris Farasopoulos 1970
	26	Jaron Dabney 1997
	26	Dave Lowry 1976
10.	24	Paul Peterson 2000

Game			
1.	8	Aleva Hifo vs. Toledo 9/30/16	W 55-53
8	Cody Hoffman vs. Utah, 10/17/11	L, 54-10	
8	Austin Collie at Tulsa, 9/15/2007	L, 55-47	

KICKOFF RETURN AVERAGE

Minimum 20 returns for a career and 10 for a season

Career		
1.	27.3	Chris Farasopoulos 1968-70
2.	26.09	Adam Hine 2012-15
3.	26.06	Austin Collie 2004, 07-08
4.	25.7	James Dye 1995-96
5.	25.1	Cody Hoffman 2010-13

Season		
1.	40.1	Paul Allen 1961
2.	38.4	Stacey Corley 1989
3.	32.2	Chris Farasopoulos 1969
4.	29.9	Tyler Anderson 1993
5.	29.8	Pete Van Valkenburg 1972
6.	29.5	John Greene 1965
7.	28.4	Eric Mortensen 1988
8.	28.3	David Christensen 2002
9.	27.9	Ronney Jenkins 1996
10.	27.5	Austin Collie 2008
11.	27.2	Adam Hine 2013
12.	27.2	JD Falslev 2012
13.	27.1	Cody Hoffman 2010
14.	26.9	Tim Nowatzke 1993
15.	26.8	Mike Rigell 1998

LONGEST KICKOFF RETURN TOUCHDOWNS

- 100 Keelan Maion, at Wyoming, 9/14/24, W 34-14
- 100 Eric Mortensen vs. Utah St., 9/30/88, W, 38-3
- 100 James Dye vs. UTEP, 11/2/96, W, 40-18
- 100 Tyler Anderson at Utah St., 10/30/93, L, 58-56
- 100 John Betham vs. Utah, 11/23/74, W, 48-20



6. 99 Adam Hiné vs. Virginia, 9/20/14, W, 41-33
- 99 Stacey Corley vs. Air Force, 11/11/89, W, 44-35
8. 97 Chris Farasopoulos vs. Arizona, 11/1/69, W, 31-21
9. 96 Mike Rigell at Hawaii, 10/17/98, W, 31-9
10. 94 Robert Parker at Washington, 9/20/86, L, 52-21
11. 93 Cody Hoffman vs. UCF, 9/23/11, W, 24-17
- 93 Pete Van Valkenburg at UNM, 11/25/72, W, 21-7
- 93 Paul Allen vs. Utah State, 11/4/61, L, 31-8
14. 92 Paul Allen at North Tex. St., 9/30/61, L, 41-30
- 92 Phil Brady vs. Utah, 10/13/62, L, 35-20
16. 85 Stacey Corley vs. Air Force, 11/11/89, W, 44-35
17. 81 John Greene vs. SJSU, 10/8/65, W, 34-7
18. 79 Tony Crutchfield at Air Force, 11/12/88, W, 49-31

COMBINED RETURN YARDS

Career

1. 2,470 Chris Farasopoulos 1968-70
2. 2,285 Vai Sikahema 1980-85
3. 2,119 Mike Rigell 1998, 2000-01
4. 2,053 John Betham 1972-74
5. 1,847 O'Neill Chambers 2008-10
6. 1,745 Kent Oborn 1964-66
7. 1,644 Mike O'Brien 1984-88
8. 1,426 Jaron Dabney 1997-99
9. 1,400 Cody Hoffman 2009-13
10. 1,380 James Dye 1995-96

Season

1. 1,164 Mike Rigell 2001
2. 1,092 Golden Richards 1971
3. 1,075 Chris Farasopoulos 1969
4. 1,021 Chris Farasopoulos 1970
5. 910 Jaron Dabney 1997
6. 886 John Betham 1974
7. 879 Cody Hoffman 2011
8. 868 O'Neill Chambers 2008
9. 848 Vai Sikahema 1984
19. 843 Adam Hiné 2013

Game

- 247 Golden Richards at North Texas St., 9/10/71
W, 41-13

MOST COMBINED RETURNS

Career

1. 195 Vai Sikahema 1980-85
2. 142 John Betham 1972-74
3. 137 Mike O'Brien 1985-88
4. 130 Mike Rigell 1998, 2000-01
5. 122 Chris Farasopoulos 1968-70
6. 113 Kent Oborn 1964-66
7. 112 JD Falslev 2009-13
8. 106 O'Neill Chambers 2008-11
9. 98 Jaron Dabney 1997-99
10. 82 Bryce Mahuika 2004-08

Season

1. 69 Mike Rigell 2001
2. 66 Vai Sikahema 1984
3. 64 Vai Sikahema 1985
4. 62 Mike O'Brien 1986
5. 58 Mike O'Brien 1987
6. 56 Golden Richards 1971
7. 55 Vai Sikahema 1981
8. 53 Chris Farasopoulos 1970
- 53 Jaron Dabney 1997
10. 51 Chris Farasopoulos 1969
- 51 John Betham 1974

Game

- 10 Four players

ALL-PURPOSE YARDS

Career

1. 5,015 Cody Hoffman 2010-13
2. 4,996 Curtis Brown 2002, 04-06
3. 4,649 Austin Collie 2004, 07-08
4. 4,540 Harvey Unga 2006-09
5. 4,468 Jamaal Williams 2012-14, 16

Season

1. 2,112 Austin Collie 2008
2. 2,004 Luke Staley 2001
3. 1,882 Harvey Unga 2007
4. 1,864 Curtis Brown 2006
5. 1,838 Pete Van Valkenburg 1972

Game

1. 366 Austin Collie at Tulsa, 9/15/2007, L, 55-47
2. 306 Pete Van Valkenburg vs. Wyo., 11/4/72, W, 33-14
3. 303 Eldon Fortie vs. GW, 9/29/62, L, 13-12
4. 300 Luke Staley vs. Utah St, 10/5/01, W, 54-34
5. 296 Tyler Anderson at Utah St., 10/30/93, L, 58-56

DEFENSE

Only defensive statistics since 2000 are officially recognized by the NCAA

TOTAL TACKLES SINCE 2000

Career

1. 330 Aaron Francisco 2001-04
2. 311 Max Tooley 2018-23
3. 294 Cameron Jensen 2004-06
4. 275 David Nixon 2003, 06-08
5. 267 Paul Walkenhorst 2000-05

Season

1. 143 Uani 'Unga 2013
2. 118 Sione Takitaki 2018
3. 116 Aaron Francisco 2003
4. 113 Kelly Poppinga 2007
5. 110 Andrew Rich 2010

Game

1. 19 Sione Takitaki vs. W. Michigan 12/21/18, W, 49-18
- 19 Butch Pau'u vs. UCLA, 9/17/16, L, 17-14
- 19 Uani 'Unga at Notre Dame, 11/23/13, L, 23-13
3. 17 Keenan Pili, vs. Arizona, 9/4/21, W 24-16
- 17 Kelly Poppinga vs. TCU, 11/8/07, W, 27-22
- 17 Uani 'Unga at Utah State, 10/4/13, W, 31-14
- 17 Uani 'Unga vs. Boise State, 10/25/13, W, 37-20
- 17 Keenan Pili vs. Arizona, 9/4/21, W 24-16
8. 16 Max Tooley vs. Cincinnati 9/29/23, W 35-27
- 16 Harvey Langi vs. Wyoming, 12/21/2016, W 24-21
- 16 Aaron Francisco at BSU, 9/24/04, L, 28-27
- 16 Aaron Francisco vs. USC, 9/18/04, L, 42-10

TACKLES

Career

1. 408 Shad Hansen 1989-92
2. 394 Rod Wood 1976-78
3. 389 Larry Carr 1972-74
4. 382 Glenn Redd 1978-80
5. 371 Rocky Biegel 1988-91

Season

1. 193 Shad Hansen 1991
2. 192 Rocky Biegel 1991
3. 157 Rod Wood 1978
4. 149 Sid Smith 1975
5. 148 Glen Redd 1980
- 148 Bob Davis 1988

Game

1. 25 Dan Hansen vs. New Mexico, 10/1/71, L, 14-0
2. 22 Derwin Gray vs. Penn State, 9/21/91, L, 33-7
3. 21 Dan Hansen at Colorado State, 11/7/70, L, 26-9
4. 20 Ted Nelson vs. Arizona State, 10/17/70, L, 27-3
5. 19 Five players tied with 19

SOLO TACKLES SINCE 2000

Career

1. 167 Aaron Francisco 2001-04
2. 158 Fred Warner 2014-17
3. 153 Kyle Van Noy 2010-13
4. 150 Cameron Jensen 2004-06
5. 137 David Nixon 2003, 06-08

Season

1. 74 Sione Takitaki 2018
2. 64 Justin Ena 2001
3. 63 Andrew Rich 2010
4. 62 Uani 'Unga 2013
5. 57 Ben Bywater 2021
- 57 Cameron Jensen 2006

Game

1. 11 Butch Pau'u vs. UCLA 9/17/16, 17-14
2. 7 players tied with 10

ASSISTED TACKLES SINCE 2000

Career

1. 163 Aaron Francisco 2001-04
2. 144 Cameron Jensen 2004-06
3. 138 David Nixon 2003, 06-08
4. 137 Paul Walkenhorst 2000-05
5. 130 Brandon Ogletree 2009-12

Season

1. 81 Uani 'Unga 2013
2. 67 Ben Bywater 2022
3. 67 Kelly Poppinga 2007
4. 63 Aaron Francisco 2003
5. 60 Paul Walkenhorst 2002

Game

1. 14 Uani 'Unga at Notre Dame, 11/23/13, L, 23-13
2. 13 Kelly Poppinga vs. CSU, 11/3/07, W, 35-16
3. 12 Uani 'Unga at Utah State, 10/4/13, W, 31-14
4. 11 Four players tied with 11

TACKLES FOR LOSS SINCE 2000

Career

1. 61.5 Kyle Van Noy 2010-13
2. 44.5 Jan Jorgensen 2006-09
3. 44 Bronson Kaufusi 2012-15
4. 43.5 David Nixon 2003, 06-08
5. 39 Brady Poppinga 2001-04

Season

1. 22 Kyle Van Noy 2012
2. 20 Jan Jorgensen 2007
3. 19 Colby Bockwoldt 2003
- 19 Ryan Denney 2001
4. 18 Setema Gali, Jr. 2000

Game

1. 6 Hans Olsen at Colorado State, 11/2/00 L, 45-21
2. 5 Kyle Van Noy vs. Tulsa, 12/30/11, W, 24-21
- 5 David Nixon vs. CSU, 10/9/03, L, 58-13
4. 4 Four players tied with four

**SACKS SINCE 2000**

Career

1.	30	Jan Jorgensen	2006-09
2.	27	Bronson Kaufusi	2012-15
3.	26	Kyle Van Noy	2010-13
4.	19	Brady Poppinga	2001-04
5.	16.5	Tyler Batty	2020-24

Season

1.	14	Jan Jorgensen	2007
2.	13	Kyle Van Noy	2012
3.	10	Setema Gali, Jr.	2000
4.	9	Manaia Brown	2004
5.	8	Brady Poppinga	2002

Game

1.	3.5	Bronson Kaufusi vs. Cincinnati	10/16/15, W, 38-24
2.	3	Tyler Batty vs. LaTech,	10/2/20, W 45-14
3		Teu Kautai at MTSU,	11/1/14, W, 27-7
3		Kyle Van Noy vs. Georgia Tech,	10/12/13, W, 38-20
3		Kyle Van Noy at New Mex St.,	11/24/12, W, 50-14
3		Jan Jorgensen vs. Colo.St.,	11/3/07, W, 35-16
3		Justin Maddux at UNLV,	11/5/05, W, 55-14
3		Brady Poppinga vs. SDSU,	11/2/02, W, 34-10

SACKS

Career

1.	33	Brandon Flint	1980-83
2.	30	Jan Jorgensen	2006-09
3.	28.5	Randy Brock	1991-94
4.	27	Bronson Kaufusi	2012-15
	27	Mekeli Ieremia	1974-77

Season

1.	17	Mekeli Ieremia	1976
2.	16	Shawn Knights	1986
	16	Jim Hermann	1983
4.	14	Jan Jorgensen	2007
	14	Todd Shell	1983
	14	Stan Varner	1974

Game

1.	6	Shay Muirbrook vs. Kansas St.,	1/1/97, W, 19-15
2.	4	Setema Gali at New Mex.,	10/16/99, W, 31-7
	4	Jason Buck vs. Oregon State,	11/15/86, L, 10-7
	4	Kyle Whittingham at SDSU,	10/17/81, W, 27-7

QUARTERBACK HURRIES SINCE 2000

Career

1.	32	Kyle Van Noy	2010-13
2.	22	Jan Jorgensen	2006-09
3.	13	Sione Takitaki	2014-15, 17-18
4.	12	Bronson Kaufusi	2012-15
5.	11	Coleby Clawson	2008-09

Season

1.	12	Kyle Van Noy	2013
2.	11	Jan Jorgensen	2008
3.	10	Kyle Van Noy	2011
4.	8	Three players tied with 8	

Game

1.	5	Kyle Van Noy vs. Texas,	9/7/13, W, 40-21
2.	4	Jan Jorgensen vs. N. Iowa,	8/30/08, W, 41-17
3.	3	Five players tied with 3	

PASS BREAKUPS SINCE 2000

Career

1.	23	Robertson Daniel	2013-14
	23	Daniel Sorensen	2008, 11-13
3.	21	Jakob Robinson	2021-24
	21	Brian Logan	2009-10
5.	20	Preston Hadley	2011-12

Season

1.	15	Jordan Johnson	2012
2.	14	Corby Eason	2011
	14	Preston Hadley	2011
	14	Brian Logan	2009
5.	12	Kaleb Hayes	2021
	12	Daniel Sorensen	2013

Game

1.	4.	Kaleb Hayes at USC,	11/27/21, W 35-31
	4	Corby Eason vs. San Jose St.,	10/8/11, W, 29-16
	4	Daniel Sorensen vs. Texas,	9/7/13, W, 40-21
3.	3	13 players tied with 3	

INTERCEPTIONS SINCE 2000

Career

1.	14	Kai Nacua	2013-16
2.	11	Jakob Robinson	2021-24
3.	10	Andrew Rich	2008-10
4.	9	Jernaro Gilford	1999, 2001-03
5.	8	Daniel Sorensen	2008, 11-13
	8	Jakob Robinson	2021-present

Season

1.	6	Kai Nacua	2016
	6	Jernaro Gilford	2001
	6	Kai Nacua	2015
4.	5	Andrew Rich	2010
	5	Eddie Heckard	2023

Game

1.	3	Tyson Smith vs. Wyoming,	10/26/00, W, 19-7
	3	Kai Nacua vs. Boise State,	9/12/15, W, 35-24
2.	2	11 players tied with 2	

INTERCEPTIONS

Career

1.	20	Dave Atkinson	1970-73
2.	18	Dan Hansen	1969-72
	18	Bobby Roberts	1965-67
4.	14	Derwin Gray	1989-92
5.	13	Brian Mitchell	1987-90
	13	Tom Holmoe	1978-82

Season

1.	9	Dave Atkinson	1971
	9	Gene Frantz	1962
3.	8	Dave Atkinson	1972
	8	Dan Hansen	1970
5.	7	Six seasons, 5 different players	

Game

1.	3	Eight times, 7 different players	
		Last:	
		Kai Nacua vs. Boise State	9/12/15 W, 35-24

INTERCEPTION RETURN YARDS SINCE 2000

Career

1.	246	Kai Nacua	2013-16
2.	226	Dayan Ghanwoloku	2016-19
3.	160	Andrew Rich	2008-10
4.	148	John Burbidge	2001-04

5.	122	Kyle Van Noy	2010-13
----	-----	--------------	---------

Season

1.	137	Kai Nacua	2015
2.	131	Jernaro Gilford	2001
3.	113	Dayan Ghanwoloku	2016
4.	105	Dayan Ghanwoloku	2017
5.	95	Ben Bywater	2022

Game

1.	105	Dayan Ghanwoloku at Mississippi St.,	10/14/17 L, 35-10
2.	80	John Burbidge vs. New Mex.,	11/16/02, L, 20-16
3.	76	Ben Bywater vs. SMU,	12/17/22, W 24-23
	76	Kai Nacua vs. Boise State,	9/12/15, W 35-24
5.	64	Justin Robinson vs. Utah State,	9/23/06, W, 38-0

MOST INTERCEPTION RETURN YARDS

Career

1.	421	Dan Hansen	1970-72
2.	249	Mike Russell	1973-74
3.	246	Kai Nacua	2013-16
4.	226	Dayan Ghanwoloku	2016-19
5.	222	Dave Atkinson	1970-73

Season

1.	233	Dan Hansen	1971
2.	137	Mike Russell	1974
	137	Kai Nacua	2015
4.	131	Jernaro Gilford	2001
	131	Jeff Lyman	1971

Game

1.	97	Brian Mitchell at New Mexico	9/2/89, W, 24-3
	93	Dan Hansen at Wyoming,	10/16/71, W, 35-17
	86	Dan Hansen at UTEP,	10/30/71, W, 16-0

FORCED FUMBLES SINCE 2000

Career

1.	12	Kyle Van Noy	2010-13
2.	6	Andrew Rich	2008-10
	6	Aaron Francisco	2001-04
4.	5	Bronson Kaufusi	2012-15
5.	4	Three players tied with 4	

Season

1.	6	Kyle Van Noy	2012
2.	4	Uona Kaveinga	2011
	4	Ryan Denney	2001
4.	3	Eight players tied with 3	
		Last Bronson Kaufusi	2015

Game

1.	2	Andrew Rich vs. Oklahoma,	9/5/09, W, 14-13
----	---	---------------------------	------------------

FUMBLE RECOVERIES SINCE 2000

Career

1.	7	Dayan Ghanwoloku	2016-2019
2.	6	Jan Jorgensen	2006-09
	6	Shawn Doman	2006-09
4.	5	Fred Warner	2014-2017
	5	Spencer Hadley	2008, 11-13

Season

1.	5	Hans Olsen	2000
2.	4	Dayan Ghanwoloku	2018
	4	Shawn Doman	2009
	4	Fred Warner	2015
4.	3	Four players tied with 3	

Game

1.	3	Justin Luettergerodt at Wyoming,	11/12/0, W, 35-21
----	---	----------------------------------	-------------------



2. 2 Hans Olsen vs. SDSU, 10/21/00, L, 16-15

FUMBLE RETURN YARDS SINCE 2000

Season		
1. 64	Scott Johnson	2001
2. 52	Michael Shelton	2016
3. 48	Jan Jorgensen	2006
4. 44	Kyle Van Noy	2010
5. 38	Brandon Bradley	2008
Game		
1. 64	Scott Johnson at Wyoming, 11/12/05, W, 35-21	
2. 52	Michael Shelton vs. Utah State 11/26/16, W 28-10	
3. 48	Jan Jorgensen vs. UNLV, 10/21/06, W, 52-7	
4. 44	Kyle Van Noy at CSU, 11/13/10, W, 49-10	
5. 38	Brandon Bradley at Utah St., 10/3/08, L, 48-24	

NCAA RANKINGS/RECORDS

The following section lists BYU players ranked in career NCAA statistical categories in the FBS Record Book along with NCAA record holders. It also includes team rankings still ranked in the top 25 for single seasons. Bowl statistics were included in the season and career statistics since 2002. For the most up to date records, visit NCAA.com.
**NCAA record
†National champion or national leader in that category that season.

INDIVIDUAL OFFENSE

INDIVIDUAL TOTAL OFFENSE

Career						
Rk.	G	PLAYS	RUSH	PASS	YARDS	AVG
17. Ty Detmer						
(1988-91)	46	1,795	-366	15,031	14,665	8.17
Game						
Rk.	DATE	OPPONENT	RUSH	PASS	YARDS	
23. Ty Detmer	Nov. 16, 1991	SDSU	4	599	603	

TOTAL OFFENSE PER GAME

Career						
Rk.	G	PLAYS	YARDS	TDR	YPG	
18. Ty Detmer (1988-91)	46	1,795	14,665	135	318.8	
Season						
10. Ty Detmer (1990)	12	635	5,022	45	418.5	

ANNUAL TOTAL OFFENSE CHAMPI-ONS

Year	Player	CL	PLAYS	RUSH	PASS	YARDS	AVG
1966	Virgil Carter	Sr.	388	363	2,182	2,545	254.5
1979	Marc Wilson	Sr.	488	-140	3,720	3,580	325.5
1980	Jim McMahon	Jr.	540	56	4,571	4,627	385.6
1981	Jim McMahon	Sr.	487	-97	3,555	3,458	345.8
1983	Steve Young	Sr.	531	444	3,902	4,346	395.1
1984	Robbie Bosco	Jr.	543	57	3,875	3,932	327.7
1991	Ty Detmer	Sr.	478	-30	4,031	4,001	333.4

MOST SEASONS GAINING 4,000

YARDS OR MORE

3—Ty Detmer, BYU, 1989-91; tied with 7 others

PASSING OFFENSE

PASSING EFFICIENCY

Career								
Rk.	Att	CMP.	INT.	PCT.	YDS.	TD	EFF.	
(Min. 500 completions)								
22. Zach Wilson	837	566	15	.676	7,652	56	162.9	
25. Ty Detmer	1,530	958	65	.626	15,031	121	162.7	
Season								
Rk.	Att	CMP.	INT.	PCT.	YDS.	TD	EFF.	
8. Zach Wilson (2020)	336	247	3	0.735	3,962	33	196.4	

PASSING YARDS

Career							
Rk.	Att.	CMP.	INT.	PCT.	YDS	TD	
8. Ty Detmer	1,530	958	65	.626	15,031	121	
Season							
Rk.	G	ATT.	CMP.	INT.	PCT.	YDS	TD
YPATT							
9. Ty Detmer (1990)		12	562	361	28	.642	5,188 41

Game				
Rk.	DATE	OPPONENT	YARDS	
14. John Walsh	Oct. 30, 1993	Utah State	619	
22. Ty Detmer	Nov. 16, 1991	San Diego State	599	

PASSING YARDS PER GAME

Career									
Rk.	G	ATT.	CMP.	INT.	PCT.	YDS	TD	YPG	
10. Ty Detmer	46	1,530	958	65	.626	15,031	121	326.8	
Season									
4. Ty Detmer, BYU (1990)		12	562	361	28	.642	5,188	41	432.3

PASSING YARDS PER ATTEMPT

Career								
Rk.	ATT.	CMP.	PCT.	YDS	PER	CMP.	P	ATT.
2. Ty Detmer	1,530	958	.626	15,031	15.69	9.82		
16. Jim McMahon	1,060	653	.616	9,536	14.60	9.00		

TOUCHDOWN PASSES

Career			
Rk.	G	TD	
10. Ty Detmer, BYU (1988-91)	46	121	
Season			
19. Jim McMahon, BYU (1980)	12	47	

MOST CONSECUTIVE GAMES GAIN-ING 300 YARDS OR MORE

Career	
**24—Ty Detmer, BYU (from Sept. 2, 1989, to Dec. 1, 1990)	

MOST YARDS GAINED PER ATTEMPT

Game (Min. 40 atts.)	
**14.1—John Walsh, BYU vs. Utah St., Oct. 30, 1993 (44 for 619)	

MOST YARDS GAINED PER COMPLE-TION

Game (Min. 22 comps.)	
**22.9—John Walsh, BYU vs. Utah St., Oct. 30, 1993 (27 for 619)	

HIGHEST PERCENTAGE OF PASSES FOR TDS (MIN. 375 ATTS.)

Season	
**11.5%—Jim McMahon, BYU, 1980 (46 of 400)	

ANNUAL PASSING CHAMPIONS

Year	Player, School		CL.				
G	ATT.	CMP.	INT.	PCT.	YDS	TD	EFF.
1980	Jim McMahon, BYU		Jr.				
12	445	284	18	.638	4,571	47	176.9
1981	Jim McMahon, BYU		Sr.				
10	423	272	7	.643	3,555	30	155.0
1983	Steve Young, BYU		Sr.				
11	429	306	10	.713	3,902	33	168.5
1989	Ty Detmer, BYU		So.				
12	412	265	15	.643	4,560	32	175.6
1996	Steve Sarkisian, BYU		Sr.				
14	404	278	12	.688	4,027	33	173.6

RUSHING

TWO PLAYERS, SAME TEAM, EACH GAINING 1,000 YARDS OR MORE IN A SEASON

Taysom Hill (1,344) and Jamaal Williams (1,233) in 2013 (one of 98 duos)

FRESHMAN 1,000 YARD RUSHERS

1,227 - Harvey Unga	2007 (one of several since 1968)
---------------------	----------------------------------

QUARTERBACK RUSHING

SINGLE-GAME YARDS (SINCE 2000)

Rk.	Yds.	Player, Team	Date
11. 259		Taysom Hill, BYU (Texas)	Sept. 9, 2013

SEASON YARDS

Rk.	Player, Team	Years	G	Carries	Yards	TD
Yds/G						
25.	Taysom Hill, BYU	2013	13	246	1,344	10
103.4						

A QB GAINING 100 YDS RUSHING & 400 YDS PASSING

Game--1 of 15 players			
Player, Team vs. Opp	Date	Rush	Pass
Taysom Hill, BYU vs. Houston	Oct. 19, 2013	128	417

GAINING 1,000 YDS RUSHING & 2,000 YDS PASSING

Season (happened 35 times)				
Player, Team	Season	Class	Rush	Pass
Taysom Hill, BYU	2013	So.	1,344	2,938

A QB GAINING 2,000 YDS RUSHING & 4,000 YDS PASSING CAREER

Player, Team	Season	Rush	Pass
Taysom Hill, BYU	2012-14	2,815	6,929
(1 of 52 players)			

SCORING

RUSHING TDS IN A QUARTER

**4—Dick Felt, BYU vs. San Jose St., Nov. 8, 1952 (4th); tied with six others



MOST TOUCHDOWNS SCORED IN QUARTER

Quarter
**4—Dick Felt, BYU vs. San Jose St., Nov. 8, 1952 (all rushing, 4th quarter); 1 of 7 players

SEASON POINTS

Rk.	Player, Team	Year	TD	Xpts.	FG	Pts
18.	Luke Staley, BYU	†2001	28	2	0	170

SEASON POINTS PER GAME

Rk.	Player, Team	Year	Cl.	G	TD	Xpts.	FG	Pts.	Pts/G
10.	Luke Staley, BYU	†2001	Jr.						
11	28	2	0	170					15.45

ANNUAL POINTS PER GAME CHAMPIONS

Year	Player, Team	Cl.	G	TD	Xpts.	FG	Pts.	P/G
2001	Luke Staley, BYU	Jr.						
11	28	2	0	170				15.5

INDIVIDUAL SPECIAL TEAMS

MOST PUNT RETURNS

Career
**1. 153—Vai Sikahema, BYU, 1980-81, 1984-85 (1,312 yards)

HIGHEST AVERAGE GAIN PER RETURN

Game (Min. 5 rets.)
**1. 43.8—Golden Richards, BYU vs. North Texas, Sept. 10, 1971 (5 for 219)

HIGHEST PERCENTAGE OF FIELD GOALS MADE, 40 YARDS OR MORE

Season (Min. 10 made)
**1. 93.3%—Matt Payne, BYU, 2004 (14 of 15)

MOST CONSECUTIVE FIELD GOALS MADE, 40-49 YARDS

Career
**1. 14—Matt Payne, BYU, 2003-04

RECEIVING

SINGLE-GAME RECEPTIONS

Rk.	Rec.	Player, Team (Opponent)	Date
3.	22	Jay Miller, BYU (New Mexico)	Nov. 3, 1973

MOST PASSES CAUGHT BY A TIGHT END

Career Per Game
**1. 5.4—Gordon Hudson, BYU, 1980-83 (178 in 33)

MOST YARDS GAINED BY A TIGHT END

Game
**1. 259—Gordon Hudson, BYU vs. Utah, Nov. 21, 1981 (caught 13)
Career
**1. 2,901—Dennis Pitta, BYU, 2004, 2007-09 (caught

221)
Career Per Game (Min. 2,000 yards)
**1. 75.3—Gordon Hudson, BYU, 1980-83 (2,484 in 33)

HIGHEST AVERAGE GAIN PER RECEPTION BY A TIGHT END

Career (Min. 75 catches)
**1. 19.2—Clay Brown, BYU, 1978-80 (88 for 1,691)

ANNUAL RECEPTIONS PER GAME CHAMPIONS

Year	Player, Team	Cl.	G	Rec.	Rec/G	Yards	TD
1973	Jay Miller, BYU	So.	11	100	9.1	1,181	8

ANNUAL RECEIVING YARDS PER GAME CHAMPIONS

Year	Player, Team	Cl.	G	Rec.	Rec/G	Yards	TD
2008	Austin Collie, BYU	Jr.	13	106	1,538	118.3	15

DEFENSE

CAREER TFLS

Rk.	G	Total
11. Kyle Van Noy, BYU (2010-13)	52	62.0

FORCED FUMBLES

Rk.	G	FF
T14. Kyle Van Noy	52	11

CAREER INTERCEPTIONS

Rk.	Player, Team	Years	Int.	Yards	Yds/G
T17.	Dave Atkinson, BYU	1971-73	20	222	11.1

TOUCHDOWNS SCORED BY FUMBLE RETURN AND INTERCEPTION RETURN IN SAME GAME

Kyle Van Noy - BYU vs. San Diego St., Dec. 20, 2012 (0-yard fumble return and 17-yard interception return) (1 of 6 players)

PUNTING

ANNUAL CHAMPIONS PUNTING

Year	Player, Team	Cl.	Punts	Yards	Yds/P
1979	Clay Brown, BYU	Jr.	43	1,950	45.3
Beginning in 1980, ranked on minimum 3.6 punts per game					
2002	Matt Payne, BYU	So.	51	2,427	47.6

RETURNS

PUNT RETURNING AVERAGE

Season (Minimum 1.2 Returns Per Game)							
Rk.	Player, Team	Year	Cl.	G	PR	Yards	TD Yds.R
19.	James Dye, BYU	†1995	Jr.	11	20	438	2 21.90

Career Average (Minimum 1.2 Returns Per Game; Minimum 30 Returns; Player must have concluded his career

Rk.	Player, Team	Years	PR	Yards	TD	Yds/R
12.	James Dye, BYU/USU	92-96	61	1,046	5	17.15

PUNT RETURN ANNUAL CHAMPIONS

Year	Player, Team	Cl.	PR	Yards	TD	Long	Yds/P
1969	Chris Farasopoulos	Jr.	35	527	—	—	15.1
1971	Golden Richards	Jr.	33	624	4	87	18.9
1995	James Dye	Jr.	20	438	2	90	21.9
Beginning in 1970, ranked on average per return (instead							

of total yards)

KICKOFF RETURN AVERAGE

Season (Minimum 1.2 Returns Per Game)							
Rk.	Player, Team	Year	Cl.	KR	Yards	TD	Yds/R
2.	Paul Allen, BYU	†1961	Sr.	12	481	—	**40.08

KICKOFF RETURN ANNUAL CHAMPIONS

(ranked on total yards prior to 1970 by NCAA)

Year	Player, Team	KR	Yards	Yds/R
1960	Bruce Samples, BYU	23	577	25.1

KICKOFF RETURN ANNUAL CHAMPIONS (ranked by return avg)

Year	Player, Team	KR	Yards	Yds/R
1961	Paul Allen	12	481	**†40.08
1969	Chris Farasopoulos	17	548	†32.2

MOST TOUCHDOWNS SCORED ON KICKOFF RETURNS

Game
**2 - Stacey Corley vs. Air Force, 11/11/1989 (1 of 25)

TEAM SCORING

MOST POINTS SCORED IN TIE GAME

**104 (52-52)—BYU & San Diego St., Nov. 16, 1991

MOST POINTS SCORED IN FOURTH QUARTER TO WIN OR TIE A GAME

**36—BYU (50) vs. Washington St. (36), Sept. 15, 1990 (trailed 29-14 at start of 4th quarter)

SCORING OFFENSE CHAMPIONS

1979	BYU	40.6
1980	BYU	46.7
1981	BYU	38.7
2001	BYU	46.8

TEAM TOTAL OFFENSE

TOTAL OFFENSE YARDS PER GAME

Rk.	Team	Year	G	Plays	Yds.	TD	Yds/G
7.	BYU	†1983	11	865	6,426	65	584.2
23.	BYU	1990	12	968	6,788	64	565.7

TOTAL OFFENSE CHAMPIONS

1979	BYU	521.4
1980	BYU	535.0
1983	BYU	584.2
1984	BYU	486.5
1985	BYU	500.2
2001	BYU	542.9

BOTH TEAMS GAINING 600 YARDS OR MORE

BYU (767) vs. SDSU (695), 11/16/91
BYU (621) vs. Hawaii (646), 12/8/2001
(Has happened in 65 FBS games)

TEAM PASSING

PASSING YARDS PER GAME

Rk.	Year	G	Att.	Com.	Pct.	Int.	Yds.	TD	Yds/G
8.	1990	12	580	373	.643	29	5,379	41	448.3
18.	†1980	12	498	317	.637	21	4,918	49	409.8

**PASSING OFFENSE CHAMPIONS**

1976	BYU	307.8
1979	BYU	368.3
1980	BYU	409.8
1981	BYU	356.9
1983	BYU	381.2
1984	BYU	346.2
1985	BYU	354.5

TEAM PASSING DEFENSE**FEWEST COMPLETIONS ALLOWED IN A GAME**

**0 - vs. Rice 1996 on 5 attempts (many teams)

SPECIAL TEAMS**HIGHEST AVERAGE PER PUNT, BOTH TEAMS (MIN. 10 PUNTS)**

**55.3—BYU & Wyoming, Oct. 8, 1983 (11 for 608)

HIGHEST PUNTING AVERAGE

**50.63—BYU, 1983 (24 for 1,215 yards)

HIGHEST NET PUNTING AVERAGE

3. 45.04—BYU, 1983 (24 for 1,215 yards, 134 yards in punts returned) - since 1975

NET PUNTING CHAMPS

1959	BYU	43.2
1983	BYU	45.0
1988	BYU	42.9
2002	BYU	42.7

KICKOFF RETURN CHAMPS

1969	BYU	28.7
1979	BYU	26.3

MOST TOUCHDOWNS SCORED BY A TEAM ON KICKOFF RETURNS

Game

**2—vs. Air Force, 11/11/1989 (many teams)

FEWEST PUNTS ALLOWED

0—BYU 3 times (Tulane, 2009; Colorado State, 2001; New Mexico, 1996) - held by many teams

MISC. TEAM**MOST GAMES PLAYED IN A SEASON (MODERN ERA, 1937-PRESENT)**

2. 15—BYU, 1996; Kansas St., 2003; Ohio State, 2014; Oregon, 2014; Alabama 2015; Clemson 2015, Alabama 2016, Clemson 2016, Georgia 2017, Clemson 2018, Alabama 2018, Clemson 2019, LSU 2019, Hawai'i 2019, Alabama 2021, Georgia 2021, Georgia 2022, Michigan 2023, Washington 2023

MOST OPPONENTS' FUMBLES RECOVERED

36—North Texas, 1972; BYU, 1977

TEAM SEASON RECORDS

Season records may not include seasons prior to 1975. The amount and availability of archived statistics is less and less in the earlier seasons.

Bowl statistics were counted as part of season statistics starting in the 2002 season.

VICTORIES

1.	13	1996	14 games
2.	12	2001	13 games
	12	1984	12 games
4.	11	2024	13 games
	11	2020	12 games
	11	2009	13 games
	11	2007	13 games
	11	2006	13 games
	11	1985	13 games
	11	1980	12 games
	11	1979	11 games
10.	10	2021	13 games
	10	1990	12 games
	10	1989	12 games
	10	1983	11 games
	10	1981	12 games
	10	2008	13 games
	10	2011	13 games

FEWEST VICTORIES

1.	0	1949	11 games
2.	1	4 times	

OFFENSE**POINTS SCORED**

Most			
1.	608	2001	13 games
2.	571	1996	14 games
3.	560	1980	12 games
4.	522	2020	12 games
5.	510	1990	12 games
6.	484	1989	12 games
	484	1983	11 games
8.	482	2014	13 games
9.	478	2006	13 games
10.	465	1981	12 games

Fewest			
1.	196	2003	12 games
2.	222	2017	13 games
3.	233	1978	12 games
4.	244	1975	11 games
5.	248	1972	11 games
6.	250	1997	11 games
7.	267	2004	11 games
8.	277	2023	12 games
9.	279	2002	12 games
10.	280	2000	12 games

POINTS SCORED PER GAME

Most			
1.	46.77	2001	13 games
2.	46.67	1980	12 games
3.	44.00	1983	11 games

4.	43.5	2020	12 games
5.	42.50	1990	12 games
6.	40.79	1996	14 games
7.	40.64	1979	11 games
8.	40.33	1989	12 games
9.	39.36	1977	11 games
10.	38.75	1981	12 games

Fewest			
1.	16.33	2003	12 games
2.	17.08	2017	13 games
3.	19.42	1978	12 games
4.	22.18	1975	11 games
5.	22.55	1972	11 games
6.	22.73	1997	11 games
7.	23.08	2023	12 games
8.	23.25	2002	12 games
9.	23.33	2000	12 games
10.	24.27	2004	11 games

TOTAL OFFENSIVE PLAYS

Most			
1.	1,111	2013	13 games
2.	1,049	2014	13 games
3.	1,037	1985	13 games
4.	1,004	1996	14 games
5.	1,003	2012	13 games
6.	996	2007	13 games
7.	977	2001	13 games
8.	968	1990	12 games
9.	958	2011	13 games
10.	956	2016	13 game

Fewest			
1.	715	1997	11 games
2.	756	2023	12 games
3.	792	1975	11 games
4.	797	1982	11 games
5.	799	2020	12 games
6.	803	1995	11 games
7.	806	2004	11 games
8.	822	2017	13 games
9.	831	1979	11 games
10.	834	1999	11 games

TOTAL OFFENSIVE YARDS

Most			
1.	6,795	2001	13 games
2.	6,788	1990	12 games
3.	6,692	1996	14 games
4.	6,502	1985	13 games
5.	6,479	1989	12 games
6.	6,426	1983	11 games
7.	6,420	1980	12 games
8.	6,417	2013	13 games
9.	6,266	2020	12 games
10.	5,986	2014	13 games

Fewest Since 1975			
1.	3692	1997	11 games
2.	3717	2023	12 games
3.	3775	2003	12 games
4.	3922	1975	11 games
5.	4224	2004	11 games
6.	4227	2017	13 games
7.	4238	1978	12 games
8.	4395	1976	11 games
9.	4502	2000	12 games



TOTAL OFFENSIVE YARDS/GAME

Most	(Including 5,000+ seasons)		
1.	584.18	1983	11 games
2.	565.67	1990	12 games
3.	539.92	1989	12 games
4.	535.00	1980	12 games
5.	522.69	2001	13 games
6.	522.17	2020	12 games
7.	521.36	1979	11 games
8.	500.15	1985	13 games
9.	493.62	2013	13 games
10.	490.50	1984	12 games

Fewest Since 1975			
1.	309.8	2023	12 games
2.	314.58	2003	12 games
2.	325.15	2017	13 games
3.	335.64	1997	11 games
4.	353.17	1978	12 games
5.	356.55	1975	11 games
6.	364.9	2018	13 games
7.	366.46	2010	13 games
8.	375.17	2000	12 games
9.	381.69	1998	13 games
10.	381.75	1987	12 games

TURNOVERS COMMITTED

Fewest			
1.	9	2020	12 games
2.	10	2022	13 games
3.	12	2021	13 games
4.	13	2006	13 games
5.	17	2018	13 games
6.	19	2023	13 games
	19	2016	13 games
8.	20	2005	12 games
	20	2015	13 games
10.	21	2024	13 games
	21	2019	13 games
	21	2010	13 games
	21	1997	11 games
	21	2013	13 games

Most			
1.	42	1988	12 games
2.	41	1990	12 games
3.	41	1977	11 games
4.	40	1985	13 games
5.	39	1975	11 games
6.	39	1986	12 games
7.	39	1987	12 games
8.	39	2003	12 games
9.	37	1978	12 games
10.	36	1980	12 games

FUMBLES

Fewest			
1.	11	2022	13 games
2.	13	2017	13 games
	13	2005	12 games
4.	14	2020	12 games
	14	2006	13 games
6.	15	2019	13 games
7.	16	2024	13 games
	16	2018	13 games

16	2016	13 games
16	2015	13 games

Most			
1.	43	2001	13 games
2.	37	1978	12 games
3.	34	1987	12 games
	34	1998	13 games
5.	32	1988	12 games
	32	1990	12 games
7.	31	1989	12 games
	31	1993	11 games
9.	30	four times	

FUMBLES LOST

Fewest			
1.	3	2022	13 games
2.	4	2006	13 games
3.	5	2020	12 games
4.	7	2024	13 games
	7	2021	13 games
	7	2016	13 games
	7	2005	12 games
	7	2013	13 games
	7	1976	11 games
10.	8	2017	13 games
	8	2015	13 games
	8	2012	13 games

Most			
1.	23	1998	13 games
2.	22	1988	12 games
3.	21	1975	11 games
4.	18	2001	13 games
	18	1977	11 games
	18	1981	12 games
7.	17	2003	12 games
8.	16	1987	12 games
	16	1989	12 games
	16	2004	11 games
	16	1985	13 games
	16	1986	12 games

PENALTIES COMMITTED

Fewest			
1.	52	2020	12 games
2.	59	2017	13 games
3.	64	2023	12 games
4.	66	2024	13 games
	66	2021	13 games
6.	68	1997	11 games
7.	68	1972	11 games
8.	70	2010	13 games
9.	72	1999	11 games
10.	74	2018	13 games

Most			
1.	141	1980	12 games
2.	114	1981	12 games
3.	111	1990	12 games
4.	110	1977	11 games
	110	2014	13 games
	110	1979	11 games
7.	109	1989	12 games
8.	108	1988	12 games
	108	1993	11 games
10.	106	1984	12 games

PENALTY YARDS

Fewest			
1.	444	2020	12 games
2.	509	2017	13 games
3.	516	2023	12 games
4.	539	2021	13 games
5.	544	1997	11 games
6.	561	2024	13 games
7.	583	2010	13 games
8.	633	2018	13 games
9.	653	2011	13 games
10.	668	2019	13 games

Most			
1.	1,322	1980	12 games
2.	1,227	1979	11 games
3.	1,085	1981	12 games
4.	1,053	2014	13 games
5.	1,031	1990	12 games
6.	1,008	1996	14 games
7.	998	1989	12 games
8.	993	1977	11 games
9.	981	1976	11 games
10.	978	1978	12 games

TIME OF POSSESSION

Highest			
1.	35:16.48	1976	11 games
2.	32:41.01	1999	11 games
3.	32:39.77	2016	13 games
3.	32:27.36	2005	12 games
4.	32:22.48	1986	12 games
5.	32:20.12	2009	13 games
6.	32:14.02	2007	13 games
7.	32:12.00	1987	12 games
8.	32:05.10	1985	13 games
9.	32:04.04	2006	13 games
10.	31:57.23	2012	13 games

Lowest			
1.	24:07.12	1978	12 games
2.	24:36.00	1977	11 games
3.	24:48.00	1980	12 games
4.	24:50.24	1979	11 games
5.	27:41.46	2013	13 games
6.	27:53.00	2017	13 games
7.	27:54.09	2014	13 games
8.	28:15.36	2002	12 games
9.	28:19	2023	12 games
10.	28:33.36	1991	12 games

FIRST DOWNS

Most			
1.	351	2001	13 games
2.	348	1990	12 games
3.	347	1985	13 games
4.	341	1996	14 games
5.	340	1983	11 games
6.	325	2014	13 games
	325	2013	13 games
8.	318	1981	12 games
9.	314	2008	13 games
	314	2007	13 games

Fewest			
1.	192	1997	11 games
2.	202	2023	12 games



3.	204	2003	12 games
4.	214	1976	11 games
5.	215	2017	13 games
6.	215	1975	11 games
7.	215	2004	11 games
8.	239	1987	12 games
9.	244	1995	11 games
10.	246	2002	12 games

FIRST DOWNS/GAME

Most			
1.	30.9	1983	11 games
2.	29.0	1990	12 games
3.	27.0	2001	13 games
4.	26.7	1985	13 games
5.	26.5	1981	12 games
6.	25.8	2020	12 games
7.	25.7	2005	12 games
8.	25.5	1994	12 games
9.	25.2	1979	11 games
10.	25.1	1989	12 games
Fewest			
1.	16.5	2017	13 games
2.	16.8	2023	12 games
3.	17.0	2003	12 games
4.	17.5	1997	11 games
5.	19.2	2018	13 games
6.	19.5	1976	11 games
7.	19.5	1975	11 games
8.	19.5	2004	11 games
9.	19.9	1987	12 games
10.	20.4	1998	13 games

RUSHING FIRST DOWNS

Most			
1.	161	2013	13 games
2.	151	1996	14 games
3.	148	2001	13 games
4.	143	2014	13 games
5.	142	2021	13 games
6.	141	2016	13 games
7.	136	1983	11 games
8.	128	1994	12 games
9.	127	2024	13 games
10.	124	1986	12 games
Fewest			
1.	54	2003	12 games
2.	60	2002	12 games
3.	69	2004	11 games
4.	70	2023	12 games
5.	75	1995	11 games
6.	76	1976	11 games
7.	79	1980	12 games
8.	80	1987	12 games
	80	1999	11 games
	80	1979	11 games

RUSHING FIRSTS DOWNS PER GAME

Most			
1.	12.38	2013	13 games
2.	12.36	1983	11 games
3.	11.4	2001	13 games
4.	11.2	2015	13 games
5.	11.0	2014	13 games
6.	10.9	2021	13 games

7.	10.8	2016	13 games
	10.8	1996	14 games
9.	10.7	1994	12 games
10.	10.3	1986	12 games
Least			
1.	5.8	2023	12 games
2.	6.3	2004	11 games
3.	6.6	2003	12 games
	6.6	1980	12 games
5.	6.7	2017	13 games
	6.7	1987	12 games
7.	6.8	1995	11 games
	6.8	2000	12 games
9.	6.9	1976	11 games
	6.9	2002	12 games
	6.9	2006	13 games

PASSING FIRST DOWNS

Most			
1.	237	1990	12 games
2.	201	1985	13 games
3.	198	2008	13 games
4.	192	1989	12 games
5.	191	1981	12 games
6.	189	1980	12 games
7.	188	2006	13 games
8.	186	1983	11 games
9.	183	1984	12 games
10.	182	2007	13 games
Fewest			
1.	87	1975	11 games
2.	90	2003	12 games
3.	100	1997	11 games
4.	106	2002	12 games
5.	113	2023	12 games
6.	115	1986	12 games
7.	116	2017	13 games
8.	121	2018	13 games
9.	122	1976	11 games
10.	124	2004	11 games

PASSING FIRST DOWNS PER GAME

Most			
1.	19.8	1990	12 games
2.	16.9	1983	11 games
3.	16.4	2020	12 games
4.	16.0	1989	12 games
5.	15.9	1981	12 games
6.	15.9	2015	13 games
7.	15.8	1979	11 games
8.	15.8	1980	12 games
9.	15.5	1985	13 games
10.	15.3	1984	12 games
Fewest			
1.	7.9	1975	11 games
2.	8.8	2003	12 games
3.	8.9	2017	13 games
4.	9.1	1997	11 games
5.	9.3	2018	13 games
6.	9.4	2023	12 games
7.	9.6	1986	12 games
8.	9.8	1998	13 games
9.	10.0	2016	13 games
10.	10.5	2010	13 games

PENALTY FIRST DOWNS

Most			
1.	31	1981	12 games
	31	1978	12 games
3.	29	1999	11 games
	29	2010	13 games
5.	28	2016	13 games
6.	27	2000	12 games
	27	2015	13 games
8.	26	1985	13 games
	26	2005	12 games
10.	24	2022	13 games
	24	2020	12 games
	24	1980	12 games
	24	2011	13 games
Fewest			
1.	10	2002	12 games
2.	11	1997	11 games
3.	11	1993	11 games
4.	12	2017	13 games
5.	13	1996	14 games
6.	14	2003	12 games
7.	14	1986	12 games
8.	14	1987	12 games
9.	14	1995	11 games
10.	15	1984	12 games

RUSHING

RUSHING TOUCHDOWNS

Most			
1.	41	2001	13 games
2.	34	2020	12 games
3.	30	2021	13 games
	30	1996	14 games
5.	28	2016	13 games
	28	2015	13 games
	28	2014	13 games
	28	2006	13 games
	28	1983	11 games
10.	27	2018	13 games
	27	1989	12 games
	27	1982	11 games
Fewest			
1.	7	2003	12 games
2.	12	2017	13 games
	12	2004	11 games
4.	13	1999	11 games
	13	1976	11 games
6.	14	1977	11 games
7.	15	2023	12 games
	15	1986	12 games
9.	16	1997	11 games
	16	1995	11 games
	16	1994	12 games
	16	1975	11 games

RUSHING YARDS

Most			
1.	3,475	2013	13 games
2.	2,832	2001	13 games
3.	2,615	2016	13 games
4.	2,549	1996	14 games
5.	2,446	2021	13 games
6.	2,363	2014	13 games



7.	2,296	2022	13 games
8.	2,281	2020	12 games
9.	2,233	1983	11 games
10.	2,185	2010	13 games

Fewest

1.	1,009	1976	11 games
2.	1,069	1995	11 games
3.	1,081	1987	12 games
4.	1,115	1999	11 games
5.	1,149	2004	11 games
6.	1,162	1993	11 games
7.	1,192	1997	11 games
8.	1,195	2003	12 games
9.	1,207	2000	12 games

RUSHING ATTEMPTS

Most

1.	664	2013	13 games
2.	581	1996	14 games
3.	567	2014	13 games
4.	553	1975	11 games
5.	544	2016	13 games
6.	540	1998	13 games
7.	535	1986	12 games
8.	525	1978	12 games
9.	518	2010	13 games
10.	505	2012	13 games

Fewest

1.	348	1980	12 games
2.	360	2023	12 games
3.	368	1979	11 games
4.	376	1999	11 games
5.	382	2004	11 games
6.	388	1990	12 games
7.	389	1997	11 games
8.	393	1981	12 games
9.	395	1993	11 games
10.	396	1984	12 games

RUSHING YARDS/ATTEMPT

Most

1.	5.63	2001	13 games
2.	5.49	1983	11 games
3.	5.39	2020	12 games
4.	5.24	2022	13 games
5.	5.23	2013	13 games
6.	5.11	2021	13 games
7.	4.81	2016	13 games
8.	4.67	1982	11 games
9.	4.58	2024	13 games
	4.58	1979	11 games

Fewest

1.	2.22	1976	11 games
2.	2.35	1987	12 games
3.	2.58	1995	11 games
4.	2.63	1978	12 games
5.	2.94	1993	11 games
6.	2.97	1999	11 games
7.	3.007	2004	11 games
8.	3.010	2003	12 games
9.	3.03	2000	12 games
10.	3.06	1997	11 games

RUSHING YARDS/GAME

Most

1.	267.3	2013	13 games
----	-------	------	----------

2.	217.8	2001	13 games
3.	203.0	1983	11 games
4.	201.2	2016	13 games
5.	190.1	2020	12 games
6.	188.2	2021	13 games
7.	182.1	1996	14 games
8.	181.8	2014	13 games
9.	178.9	1975	11 games
10.	178.7	1978	11 games

Fewest

1.	90.1	1987	12 games
2.	91.7	1976	11 games
3.	97.2	1995	11 games
4.	99.6	2003	12 games
5.	100.6	2000	12 games
6.	101.4	1999	11 games
7.	104.3	2023	12 games
8.	104.5	2004	11 games
9.	105.6	1993	11 games
10.	108.4	1997	11 games

PASSING

PASSING YARDS

Most

1.	5,379	1990	12 games
2.	4,918	1980	12 games
3.	4,726	1989	12 games
4.	4,608	1985	13 games
5.	4,283	1981	12 games
6.	4,206	2006	13 games
7.	4,193	1983	11 games
8.	4,154	1984	12 games
9.	4,143	1996	14 games
10.	4,125	1991	12 games
11.	4,060	1993	11 games
12.	4,037	1979	11 games
13.	4,035	2008	13 games
14.	3,985	2020	12 games
15.	3,963	2001	13 games
16.	3,879	2007	13 games
17.	3,874	1988	12 games
18.	3,854	2015	13 games
19.	3,758	1977	11 games
20.	3,755	1994	12 games
21.	3,721	2005	12 games
22.	3,701	2019	13 games
23.	3,659	2009	13 games
24.	3,623	2014	13 games
25.	3,575	1992	12 games

Fewest

1.	1,954	1975	11 games
2.	2,465	2023	12 games
3.	2,500	1997	11 games
4.	2,530	2017	13 games
5.	2,573	2016	13 games
6.	2,579	2010	13 games
7.	2,580	2003	12 games
8.	2,753	2018	13 games
9.	2,827	1986	12 games
10.	2,858	1978	12 games

PASSING ATTEMPTS

Most

1.	580	1990	12 games
----	-----	------	----------

2.	560	1985	13 games
3.	538	1981	12 games
4.	516	2005	12 games
5.	504	2015	13 games
6.	503	2007	13 games
7.	500	2002	12 games
8.	498	1980	12 games
	498	2012	13 games
10.	496	1984	12 games

Fewest

1.	281	1975	11 games
2.	326	1997	11 games
3.	358	1986	12 games
4.	373	2018	13 games
5.	376	2020	12 games
6.	379	2024	13 games
7.	383	1998	13 games
8.	385	1982	11 games
9.	388	1995	11 games
10.	389	2021	13 games

PASSING YARDS/GAME

Most

1.	448.3	1990	12 games
2.	409.8	1980	12 games
3.	393.8	1989	12 games
4.	381.2	1983	11 games
5.	369.1	1993	11 games
6.	367.0	1979	11 games
7.	356.9	1981	12 games
8.	354.5	1985	13 games
9.	346.2	1984	12 games
10.	343.8	1991	12 games

Fewest

1.	177.6	1975	11 games
2.	194.6	2017	13 games
3.	197.9	2016	13 games
4.	198.4	2010	13 games
5.	205.4	2023	12 games
6.	211.7	2018	13 games
7.	215.0	2003	12 games
8.	226.3	2013	13 games
9.	227.3	1997	11 games
10.	231.3	2024	13 games

PASSING YARDS/ATTEMPT

Most

1.	10.9	1989	12 games
2.	10.6	2020	12 games
3.	9.88	1980	12 games
4.	9.82	1991	12 games
5.	9.79	1996	14 games
6.	9.31	2006	13 games
7.	9.27	1990	12 games
8.	9.16	1983	11 games
9.	8.94	1995	11 games
10.	8.86	1993	11 games

Fewest

1.	5.75	2003	12 games
2.	6.03	2010	13 games
3.	6.05	2017	13 games
4.	6.22	2023	12 games
5.	6.2451	2016	13 games
6.	6.2455	2002	12 games
7.	6.45	2012	13 games
8.	6.58	2013	13 games



9.	6.77	2000	12 games
10.	6.88	2011	13 games

COMPLETIONS

Most

1.	373	1990	12 games
2.	366	1985	13 games
3.	338	2008	13 games
4.	332	2005	12 games
5.	329	1981	12 games
6.	324	1983	11 games
7.	317	1980	12 games
8.	311	2006	13 games
9.	305	1984	12 games
	305	2001	13 games

Fewest

1.	156	1975	11 games
2.	184	1997	11 games
3.	205	1986	12 games
4.	210	1978	12 games
5.	217	2024	13 games
6.	220	2023	12 games
7.	222	1992	12 games
8.	224	1976	11 games
9.	226	1998	13 games
10.	228	2017	13 games

COMPLETION PERCENTAGE

Highest

1.	72.6%	2020	12 games
2.	70.74%	1983	11 games
3.	68.81%	2006	13 games
4.	68.79%	1996	14 games
5.	68.56%	2008	13 games
6.	67.30%	2009	13 games
7.	65.39%	2022	13 games
8.	65.04%	2021	13 games
9.	65.36%	1985	13 games
10.	64.95%	1995	11 games

Lowest Since 1975

1.	50.60%	1978	12 games
2.	53.02%	2013	13 games
3.	54.32%	1988	12 games
4.	54.54%	2017	13 games
5.	54.57%	2003	12 games
6.	54.81%	1992	12 games
7.	55.19%	2004	11 games
8.	55.40%	2002	12 games
9.	55.52%	1975	11 games
10.	55.56%	2023	12 games

INTERCEPTIONS THROWN

Fewest Since 1975

1.	4	2020	12 games
2.	5	2021	13 games
3.	7	2022	13 games
	7	2018	13 games
5.	9	2023	12 games
	9	1998	13 games
	9	2006	13 games
8.	10	2001	13 games
9.	11	2019	13 games
	11	1997	11 games
	11	2010	13 games
	11	1983	11 games

Most

1.	29	1990	12 games
----	----	------	----------

2.	24	1985	13 games
3.	23	1977	11 games
	23	1987	12 games
	23	1986	12 games
6.	22	2003	12 games
	22	1978	12 games
8.	21	1980	12 games
	21	2002	12 games
10.	20	1982	11 games
	20	1988	12 games

PASSING TDS

Most

1.	49	1980	12 games
2.	41	1990	12 games
3.	38	1977	11 games
	38	2001	13 games
5.	37	1983	11 games
6.	36	1996	14 games
7.	35	2008	13 games
	35	1991	12 games
9.	34	2020	12 games
	34	2009	13 games
	34	1984	12 games
	34	1981	12 games

Fewest

1.	11	2000	12 games
2.	13	2017	13 games
	13	1975	11 games
	13	2003	12 games
5.	14	1978	12 games
6.	15	2016	13 games
	15	1997	11 games
8.	16	2002	12 games
9.	17	2023	12 games
	17	2010	13 games

PASS EFFICIENCY

Highest

1.	189.35	2020	12 games
2.	177.25	1989	12 games
3.	175.47	2006	13 games
4.	172.57	1996	14 games
6.	171.92	1983	11 games
6.	171.51	1980	12 games
7.	165.50	1991	12 games
8.	163.73	2009	13 games
9.	159.83	2001	13 games
10.	158.7	2021	13 games

Lowest Since 1975

1.	100.23	2003	12 games
2.	106.56	2017	13 games
3.	109.35	2002	12 games
4.	110.05	1978	12 games
5.	114.79	2000	12 games
6.	117.30	1975	11 games
7.	117.50	2023	12 games
7.	118.11	2016	13 games
8.	118.96	2010	13 games
9.	119.67	2013	13 games
10.	120.41	2012	13 games

DEFENSE

POINTS ALLOWED

Fewest

1.	125	1979	11 games
2.	166	1984	12 games
3.	167	1982	11 games
4.	168	1977	11 games
5.	176	1985	13 games
6.	182	2012	13 games
	182	1976	11 games
8.	184	2020	12 games
9.	191	2006	13 games
10.	198	1980	12 games

Most

1.	407	1993	11 games
2.	396	2001	13 games
3.	383	2022	13 games
4.	358	2023	12 games
	358	2014	13 games
6.	351	2005	12 games
7.	336	2002	12 games
8.	331	2019	13 games
9.	321	2021	13 games
	321	2017	13 games

POINTS ALLOWED PER GAME

Fewest

1.	11.36	1979	11 games
2.	13.54	1985	13 games
3.	13.83	1984	12 games
4.	14.00	2012	13 games
5.	14.69	2006	13 games
6.	15.18	1982	11 games
7.	15.27	1977	11 games
8.	15.33	2020	12 games
9.	16.50	1980	12 games
10.	16.55	1976	11 games

Most

1.	37.0	1993	11 games
2.	30.5	2001	13 games
3.	29.8	2023	12 games
4.	29.5	2022	13 games
5.	29.3	2005	12 games
6.	28.0	2002	12 games
7.	27.5	2014	13 games
8.	26.8	2004	11 games
9.	26.6	1989	12 games
10.	25.8	2003	12 games
	25.8	2000	12 games

FIRST DOWNS ALLOWED

Fewest

1.	176	1986	12 games
2.	181	1997	11 games
3.	182	1998	13 games
4.	183	1984	12 games
5.	184	1979	11 games
6.	190	1999	11 games
7.	191	2012	13 games
	191	1976	11 games
9.	196	1987	12 games
10.	197	1975	11 games



Most

1.	302	2001	13 games
2.	293	2022	13 games
3.	282	2014	13 games
4.	281	2021	13 games
5.	279	2008	13 games
6.	267	2019	13 games
	267	2017	13 games
8.	263	2005	12 games
9.	262	2013	13 games
10.	260	2023	12 games

FIRST DOWNS ALLOWED PER GAME

Fewest

1.	14.0	1998	13 games
2.	14.67	1986	12 games
3.	14.69	2012	13 games
4.	15.3	1984	12 games
5.	16.2	1985	13 games
6.	16.3	1987	12 games
7.	16.4	2011	13 games
8.	16.45	1997	11 games
9.	16.50	1978	12 games
10.	16.7	1979	11 games

Most

1.	23.4	1993	11 games
2.	23.2	2001	13 games
3.	22.5	2022	13 games
4.	21.9	2005	12 games
5.	21.67	2023	12 games
6.	21.7	2014	13 games
7.	21.6	1980	12 games
8.	21.5	2008	13 games
9.	21.38	2021	13 games
10.	21.33	1991	12 games

RUSH FIRST DOWNS ALLOWED

Fewest

1.	63	2012	13 games
2.	65	1998	13 games
3.	66	1999	11 games
4.	70	1986	12 games
5.	78	2016	13 games
6.	78	2000	12 games
7.	81	2004	11 games
8.	82	1997	11 games
9.	83	2011	13 games
10.	84	2007	13 games
	84	1990	12 games

Most

1.	141	2001	13 games
2.	129	1993	11 games
3.	127	2022	13 games
4.	124	1980	12 games
5.	123	2019	13 games
6.	119	2017	13 games
7.	118	2021	13 games
8.	117	2002	12 games
9.	114	2008	13 games
10.	113	1991	12 games

RUSH FIRST DOWNS ALLOWED PER GAME

Fewest

1.	4.8	2012	13 games
2.	5.0	1998	13 games
3.	5.8	1986	12 games
4.	6.0	2016	13 games
5.	6.0	1999	11 games
6.	6.4	2011	13 games
7.	6.46	2007	13 games
8.	6.50	2000	12 games
9.	6.7	2009	13 games
	6.7	2006	13 games
	6.7	2014	13 games

Most

1.	11.7	1993	11 games
2.	10.8	2001	13 games
3.	10.3	1980	12 games
4.	10.1	1979	11 games
	10.1	1982	11 games
6.	9.9	1995	11 games
7.	9.8	2022	13 games
	9.8	2002	12 games
9.	9.6	1977	11 games
10.	9.5	1975	11 games
	9.5	2019	13 games

PASSING FIRST DOWNS ALLOWED

Fewest

1.	56	1979	11 games
2.	70	1984	12 games
3.	73	1975	11 games
4.	74	1977	11 games
5.	76	1982	11 games
6.	77	1976	11 games
7.	79	1978	12 games
8.	89	1997	11 games
9.	91	2003	12 games
10.	92	1998	13 games

Most

1.	164	2014	13 games
2.	145	2021	13 games
3.	143	2016	13 games
4.	142	2001	13 games
5.	139	2005	12 games
6.	138	2022	13 games
	138	2008	13 games
8.	136	2013	13 games
9.	135	2017	13 games
10.	134	2023	12 games

PASSING FIRST DOWNS ALLOWED PER GAME

Fewest

1.	5.1	1979	11 games
2.	5.8	1984	12 games
3.	6.58	1978	12 games
4.	6.64	1975	11 games
5.	6.7	1977	11 games
6.	6.9	1982	11 games
7.	7.0	1976	11 games
8.	7.1	1998	13 games
9.	7.5	1985	13 games
10.	7.6	2003	12 games

Most

1.	12.6	2014	13 games
2.	11.6	2005	12 games
3.	11.2	2021	13 games
4.	11.17	2023	12 games
5.	11.1	1990	12 games
	11.1	1989	12 games
7.	11.0	2016	13 games
8.	10.9	2001	13 games
9.	10.6	2022	13 games
10.	10.6	2008	13 games

PENALTY FIRST DOWNS ALLOWED

Fewest

1.	8	1992	11 games
2.	10	1997	12 games
3.	12	1986	11 games
4.	13	2020	12 games
	13	2017	13 games
6.	14	1982	11 games
	14	1987	11 games
	14	2000	11 games
9.	15	2021	13 games
	15	1984	12 games

Most

1.	31	2014	13 games
2.	29	2003	13 games
	29	1996	12 games
4.	28	2022	13 games
5.	27	2013	13 games
	27	2008	13 games
7.	26	2005	12 games
8.	25	1998	12 games
	25	1999	13 games
	25	2011	13 games
	25	2004	13 games

INTERCEPTION RETURN YARDS

Most

1.	394	1987	12 games
2.	372	2016	13 games
3.	319	1989	12 games
	319	1996	14 games
5.	289	1999	11 games
6.	273	1988	12 games
7.	270	2001	13 games
8.	253	1990	12 games
9.	252	2004	11 games
10.	249	2014	13 games
11.	246	1980	12 games

Most since 2000

1.	372	2016	13 games
2.	270	2001	13 games
3.	252	2004	11 games
4.	249	2014	13 games
5.	245	2009	13 games
6.	240	2019	13 games
7.	231	2015	13 games
8.	224	2017	13 games
9.	208	2023	12 games
10.	198	2006	13 games
	198	2011	13 games



INTERCEPTIONS

Most			
1.	28	1987	12 games
2.	25	1980	12 games
3.	24	1988	12 games
	24	1967	10 games
5.	23	1985	13 games
6.	22	2024	13 games
	22	1990	12 games
	22	1976	11 games
8.	21	2016	13 games
	21	1979	11 games
	21	1989	12 games

Most since 2000			
1.	22	2024	13 games
2.	21	2016	13 games
3.	20	2001	13 games
4.	18	2006	13 games
	18	2002	12 games
6.	16	2007	13 games
	16	2010	13 games
8.	15	2021	13 games
	15	2015	13 games
10.	14	2023	12 games
	14	2014	13 games
	14	2009	13 games
	14	2003	12 games

Fewest			
1.	4	1997	11 games
2.	5	1993	11 games
3.	7	2022	13 games
4.	7	2000	12 games
5.	8	2020	12 games
6.	8	2017	13 games
7.	9	2018	13 games
	9	2005	12 games
	9	2008	13 games
	9	1992	12 games
	9	1994	12 games

SACKS

Most			
1.	42	1986	12 games
2.	40	2015	13 games
3.	36	1990	12 games
4.	35	1987	12 games
	35	1988	12 games
	35	1999	11 games
	35	1998	13 games
	35	1992	12 games
9.	34	1989	12 games
	34	2004	11 games
	34	2012	13 games

Most since 2000			
1.	40	2015	13 games
2.	34	2004	11 games
	34	2012	13 games
4.	32	2007	13 games
5.	29	2016	13 games
	29	2000	12 games
7.	27	2018	13 games
	27	2014	13 games
9.	26	2020	13 games
10.	25	2001	13 games
	25	2009	13 games
	25	2003	12 games

SACK YARDS

Most			
1.	330	1986	12 games
2.	279	1988	12 games
3.	253	1987	12 games
4.	245	1999	11 games
	245	2004	11 games
6.	244	1996	14 games
7.	242	1990	12 games
8.	239	2015	13 games
9.	229	1998	13 games
10.	228	2007	13 games

Most since 2000			
1.	245	2004	11 games
2.	239	2015	13 games
3.	228	2007	13 games
4.	215	2024	13 games
5.	200	2000	12 games
6.	185	2016	13 games
7.	183	2012	13 games
8.	182	2010	13 games
9.	179	2001	13 games
10.	177	2008	13 games

OPPONENT RUSHING YARDS ALLOWED

Fewest			
1.	1,014	1986	12 games
2.	1,128	1999	11 games
3.	1,130	2012	13 games
4.	1,171	2007	13 games
5.	1,186	1998	13 games
6.	1,396	1990	12 games
7.	1,430	1983	11 games
8.	1,432	2009	13 games
9.	1,446	2020	12 games
10.	1,456	2011	13 games

Most			
1.	2,667	2001	13 games
2.	2,505	1993	11 games
3.	2,259	2022	13 games
4.	2,178	2019	13 games
5.	2,133	2002	12 games
6.	2,132	2023	12 games
7.	2,079	2013	13 games
8.	2,032	2021	13 games
9.	2,010	1975	11 games
10.	1,942	1984	12 games

OPPONENT RUSHING ATTEMPTS

Fewest			
1.	389	1999	11 games
2.	405	2011	13 games
3.	408	2006	13 games
4.	412	2012	13 games
5.	419	2020	12 games
6.	422	2009	13 games
7.	426	2024	13 game
8.	429	2007	13 games
9.	431	2016	13 games
10.	432	1983	11 games

Most			
1.	808	2005	12 games
2.	671	1995	11 games

3.	599	1980	12 games
4.	581	1978	12 games
5.	563	1979	11 games
6.	561	1977	11 games
7.	560	1984	12 games
8.	538	2013	13 games
9.	536	1991	12 games
	536	1976	11 games
	536	1975	11 games

OPPONENT AVERAGE YARDS/RUSH

Fewest			
1.	2.12	1967	10 games
2.	2.19	2005	12 games
3.	2.32	1986	12 games
4.	2.60	1995	11 games
5.	2.66	1969	10 games
6.	2.67	1998	13 games
7.	2.73	2007	13 games
8.	2.74	2012	13 games
9.	2.75	1966	10 games
10.	2.89	1999	11 games
11.	2.90	1968	10 games
12.	3.03	1979	11 games
13.	3.05	1985	13 games
14.	3.11	1994	12 games
15.	3.12	1990	13 games

Most			
1.	5.25	1993	11 games
2.	5.04	2001	13 games
3.	4.86	2023	12 games
4.	4.55	2022	13 games
5.	4.32	2021	13 games
6.	4.23	2019	13 games
7.	4.12	2002	12 games
8.	4.04	2006	13 games
9.	3.9	2010	13 games
10.	3.86	2013	13 games

OPPONENT RUSHING YARDS/GAME

Fewest			
1.	84.5	1986	12 games
2.	86.9	2012	13 games
3.	90.1	2007	13 games
4.	91.2	1998	13 games
5.	102.5	1999	11 games
6.	110.2	2009	13 games
7.	112.0	2011	13 games
8.	112.8	2016	13 games
9.	116.3	1990	12 games
10.	118.5	1985	13 games

Most			
1.	227.7	1993	11 games
2.	205.2	2001	13 games
3.	182.7	1975	11 games
4.	177.8	2002	12 games
5.	177.7	2023	12 games
6.	173.8	2022	13 games
7.	169.2	1982	11 games
8.	167.5	2019	13 games
9.	164.4	1997	11 games
10.	161.8	1984	12 games



OPPONENT RUSHING TOUCHDOWNS ALLOWED

Fewest			
1.	5	2012	13 games
2.	6	1985	13 games
3.	8	2020	12 games
	8	1977	11 games
5.	9	1999	11 games
	9	1978	12 games
	9	1984	12 games
8.	10	2006	13 games
	10	1979	11 games
10.	11	1986	12 games
	11	1996	14 games
	11	1987	12 games
	11	2013	13 games

Most			
1.	29	2002	12 games
2.	24	2021	13 games
3.	25	2001	13 games
4.	22	2022	13 games
	22	2018	13 games
	22	2015	13 games
7.	21	1992	12 games
	21	1989	12 games
	21	1993	11 games
10.	20	2000	12 games

PASSING YARDS ALLOWED

Fewest			
1.	1,349	1979	11 games
2.	1,638	1975	11 games
3.	1,734	1982	11 games
4.	1,846	1976	11 games
5.	1,901	1977	11 games
6.	1,914	1984	12 games
7.	1,941	1978	12 games
8.	2,114	2003	12 games
9.	2,130	1997	11 games
10.	2,195	1980	12 games

Most			
1.	3,506	2014	13 games
2.	3,456	2001	13 games
3.	3,295	1991	12 games
4.	3,278	2016	13 games
5.	3,275	1990	12 games
6.	3,232	2005	12 games
7.	3,203	1989	12 games
8.	3,146	1994	12 games
9.	3,046	2022	13 games
10.	3,015	2021	13 games

PASSING YARDS ALLOWED PER GAME

Fewest			
1.	122.6	1979	11 games
2.	148.9	1975	11 games
3.	157.6	1982	11 games
4.	159.5	1984	12 games
5.	161.8	1978	12 games
6.	167.8	1976	11 games
7.	172.8	1977	11 games
8.	173.3	1985	13 games
9.	176.2	2003	12 games
10.	179.2	2012	13 games

Most			
1.	274.6	1991	12 games
2.	272.9	1990	12 games
3.	269.7	2014	13 games
4.	269.3	2005	12 games
5.	266.9	1989	12 games
6.	265.8	2001	13 games
7.	262.2	1994	12 games
8.	252.2	2016	13 games
9.	248.0	1993	11 games
10.	245.7	1983	11 games

OPPONENT PASSING ATTEMPTS

Fewest			
Since 1975			
1.	215	1975	11 games
2.	272	1997	11 games
3.	280	1976	11 games
4.	293	1979	11 games
5.	295	1982	11 games
6.	314	1984	12 games
7.	320	2003	12 games
8.	325	1978	12 games
9.	327	1977	11 games
10.	330	2000	12 games

Fewest			
Pre-1975			
1.	107	1958	10 games
2.	124	1959	10 games
3.	126	1961	10 games
4.	132	1960	10 games
5.	140	1962	10 games
6.	158	1963	10 games
7.	181	1964	10 games
8.	207	1965	10 games
9.	262	1968	10 games
10.	268	1970	11 games

Most			
1.	549	2014	13 games
2.	499	1990	12 games
3.	490	2013	13 games
4.	468	2001	13 games
5.	449	2009	13 games
6.	448	2007	13 games
7.	445	2006	13 games
8.	433	1992	12 games
9.	432	2011	13 games
10.	430	2018	13 games

PASSING YARDS ALLOWED PER ATTEMPT

Fewest			
1.	4.60	1979	11 games
2.	5.46	1980	12 games
3.	5.50	1985	13 games
4.	5.808	2013	13 games
5.	5.813	1977	11 games
6.	5.87	2018	13 games
7.	5.88	1982	11 games
8.	5.97	1978	12 games
9.	5.99	2006	13 games
10.	6.05	2011	13 games

Most			
1.	8.43	1994	12 games
2.	8.28	1991	12 games
3.	8.11	2000	12 games
4.	8.05	1989	12 games

5.	8.05	1993	11 games
6.	7.86	2005	12 games
7.	7.83	1997	11 games
8.	7.64	2016	13 games
9.	7.62	1975	11 games
10.	7.59	2017	13 games

OPPONENT COMPLETIONS ALLOWED

Fewest			
1.	99	1975	11 games
2.	122	1976	11 games
3.	125	1979	11 games
4.	138	1997	11 games
5.	139	1982	11 games
6.	141	1984	12 games
7.	144	1977	11 games
8.	147	1978	12 games
9.	166	1988	12 games
10.	168	2003	12 games

Most			
1.	318	2014	13 games
2.	279	2013	13 games
3.	273	2022	13 games
4.	271	2016	13 games
5.	269	2021	13 games
6.	263	1990	12 games
7.	262	2009	13 games
8.	260	2018	13 games
9.	259	2005	12 games
10.	257	2007	13 games

COMPLETION PERCENTAGE ALLOWED

Lowest Since 1975			
1.	42.66%	1979	11 games
2.	43.57%	1976	11 games
3.	44.04%	1977	11 games
4.	44.50%	1988	12 games
5.	44.90%	1984	12 games
6.	45.23%	1978	12 games
7.	46.05%	1975	11 games
8.	47.12%	1982	11 games
9.	47.18%	1998	13 games
10.	48.29%	1985	13 games

Highest			
1.	66.75%	2022	13 games
2.	65.80%	2017	13 games
3.	65.45%	2021	13 games
4.	63.66%	2019	13 games
5.	63.17%	2016	13 games
6.	63.02%	2005	12 games
7.	61.27%	2023	12 games
8.	61.23%	2020	12 games
9.	61.12%	2008	13 games
10.	60.47%	2018	13 games

PASSING TOUCHDOWNS ALLOWED

Fewest			
1.	6	1979	11 games
2.	7	1984	12 games
3.	8	1985	13 games
	8	1982	11 games
5.	9	1976	11 games
	9	2002	12 games



	9	1975	11 games
	9	1978	12 games
9.	10	1980	12 games
	10	1977	11 games
Most			
1.	26	1993	11 games
2.	25	2022	13 games
	25	2005	12 games
	25	2014	13 games
5.	24	1994	12 games
	24	1991	12 games
7.	23	2001	13 games
8.	22	2019	13 games
9.	21	2023	12 games
10.	20	2010	13 games

PASS EFFICIENCY ALLOWED

Lowest			
1.	73.33	1979	11 games
2.	88.91	1980	12 games
3.	91.83	1982	11 games
4.	92.26	1985	13 games
5.	92.30	1977	11 games
6.	94.19	1988	12 games
7.	95.45	1978	12 games
8.	99.64	1996	14 games
9.	101.13	2006	13 games
10.	101.27	1976	11 games

Highest			
1.	160.01	1986	12 games
2.	153.68	2000	12 games
3.	150.34	1997	11 games
4.	146.83	2005	12 games
5.	145.6	2022	13 games
6.	143.33	1994	12 games
7.	141.60	2017	13 games
8.	136.63	1993	11 games
9.	136.19	2019	13 games
10.	131.94	1991	12 games

OPPONENT TOTAL OFFENSIVE PLAYS

Fewest			
1.	696	1975	11 games
2.	729	1999	11 games
3.	742	1997	11 games
4.	787	1986	12 games
5.	790	2012	13 games
6.	792	2000	12 games
7.	793	2020	12 games
8.	805	2004	11 games
9.	814	1982	11 games
10.	816	1976	11 games
	816	1993	11 games

Most			
1.	1,219	2005	12 games
2.	1,032	2014	13 games
3.	1,028	2013	13 games
4.	1,010	1995	11 games
5.	1,001	1980	12 games
6.	997	2001	13 games
7.	947	1990	12 games
8.	939	1996	14 games
9.	934	1991	12 games
10.	922	1989	12 games

TOTAL OFFENSIVE YARDS ALLOWED

Fewest			
1.	3,055	1979	11 games
2.	3,282	1986	12 games
3.	3,386	1999	11 games
4.	3,459	2012	13 games
5.	3,537	1976	11 games
6.	3,561	1998	13 games
7.	3,595	1982	11 games
8.	3,648	1975	11 games
9.	3,670	1977	11 games
10.	3,687	2003	12 games

Most			
1.	6,123	2001	13 games
2.	5,305	2022	13 games
3.	5,233	1993	11 games
4.	5,116	2019	13 games
5.	5,090	2014	13 games
6.	5,047	2021	13 games
7.	5,049	1991	12 games
8.	5,012	2023	12 games
9.	5,005	2005	12 games
10.	4,925	2013	13 games

TOTAL OFFENSIVE YARDS ALLOWED/GAME

Fewest			
1.	266.1	2012	13 games
2.	273.5	1986	12 games
3.	273.9	1998	13 games
4.	277.7	1979	11 games
5.	291.8	1985	13 games
6.	300.5	2007	13 games
7.	307.3	2003	12 games
8.	307.8	1999	11 games
9.	308.8	2024	13 games
10.	312.9	2011	13 games

Most			
1.	475.7	1993	11 games
2.	471.0	2001	13 games
3.	420.8	1991	12 games
4.	417.7	2023	12 games
5.	417.1	2005	12 games
6.	408.1	2022	13 games
7.	404.6	1989	12 games
8.	393.5	2019	13 games
9.	391.5	2014	13 games
10.	389.3	1990	12 games

AVERAGE YARDS PER PLAY

Fewest			
1.	3.56	1979	11 games
2.	4.10	1980	12 games
3.	4.1377	1985	13 games
4.	4.1383	1978	12 games
5.	4.16	1977	11 games
6.	4.19	1986	12 games
7.	4.25	1998	13 games
8.	4.306	1976	11 games
9.	4.309	1988	12 games
10.	4.36	2012	13 games

Most			
1.	8.1	1975	11 games
2.	6.4	1993	11 games
3.	6.2	2001	13 games

4.	5.9	2023	12 games
5.	5.9	2022	13 games
6.	5.7	2021	13 games
7.	5.6	2019	13 games
8.	5.5	2016	13 games
	5.5	2005	12 games
	5.5	1994	12 games

TURNOVERS FORCED

Most			
1.	55	1977	11 games
2.	49	1987	12 games
3.	47	1980	12 games
4.	42	1976	11 games
5.	41	1978	12 games
6.	40	1985	13 games
7.	39	1979	11 games
8.	36	1996	14 games
9.	34	1988	12 games
	34	1981	12 games

Fewest			
1.	11	1997	11 games
2.	12	2022	13 games
3.	15	2020	12 games
4.	17	2017	13 games
5.	18	2018	13 games
	18	1993	11 games
7.	19	1992	12 games
	19	1998	13 games
9.	20	2023	12 games
	20	2000	12 games
	20	2004	11 games

FUMBLES RECOVERED

Most			
1.	36	1977	11 games
2.	28	1978	12 games
3.	23	1980	12 games
4.	22	1987	12 games
5.	21	2008	13 games
6.	19	1976	11 games
7.	18	1985	13 games
	18	1979	11 games
9.	17	1996	14 games
	17	1975	11 games

SPECIAL TEAMS

PUNTS

Most			
1.	86	1969	10 games
2.	85	2013	13 games
3.	81	2003	12 games
4.	80	1968	10 games
5.	79	1978	12 games
6.	76	1970	11 games
7.	72	1987	12 games
	72	1998	13 games
9.	70	1967	10 games
10.	69	1997	11 games
	69	2014	13 games

Fewest			
1.	24	1983	11 games
2.	28	2020	12 games
3.	38	2024	13 games
4.	40	2022	13 games
	40	2021	13 games
	40	1982	11 games



7.	41	2008	13 games
8.	42	2009	13 games
9.	44	1996	14 games
10.	45	1989	12 games

PUNTS PER GAME

Most

1.	8.6	1969	10 games
2.	8.0	1968	10 games
3.	7.0	1967	10 games
4.	6.91	1970	11 games
5.	6.75	2003	12 games
6.	6.58	1978	12 games
7.	6.54	2013	13 games
8.	6.27	1997	11 games
9.	6.00	1987	12 games
10.	5.91	1976	11 games

Fewest

1.	2.18	1983	11 games
2.	2.33	2020	12 games
3.	2.92	2024	13 games
4.	3.08	2022	13 games
	3.08	2021	13 games
6.	3.14	1996	14 games
7.	3.15	2008	13 games
8.	3.23	2009	13 games
9.	3.62	2011	13 games
10.	3.64	1982	11 games

PUNT YARDS

Most

1.	3,589	1968	10 games
2.	3,437	2003	12 games
3.	3,376	2013	13 games
4.	3,345	1969	10 games
5.	3,289	2023	12 games
6.	3,106	2014	13 games
7.	3,083	1987	12 games
8.	3,041	1978	12 games
9.	3,009	1967	10 games
10.	2,898	2000	12 games

Fewest

1.	1,215	1983	11 games
2.	1,264	2020	12 games
3.	1,592	2024	13 games
4.	1,654	1975	11 games
5.	1,712	2008	13 games
6.	1,725	2006	13 games
7.	1,733	2009	13 games
8.	1,825	1982	11 games
9.	1,847	2022	13 games
10.	1,867	1980	12 games

PUNT YARDS PER GAME

Most

1.	286.4	2003	12 games
2.	274.1	2023	12 games
3.	259.7	2013	13 games
4.	256.9	1987	12 games
5.	256.5	2004	11 games
6.	253.4	1978	12 games
7.	248.1	1997	11 games
8.	241.5	2000	12 games
9.	238.9	2014	13 games
10.	236.5	1979	11 games

Fewest

1.	105.3	2020	12 games
2.	110.5	1983	11 games
3.	122.5	2024	13 games

4.	131.7	2008	13 games
5.	132.7	2006	13 games
6.	133.3	2009	13 games
7.	137.1	1996	14 games
8.	142.1	2022	13 games
9.	149.5	2021	13 games
10.	150.4	1975	11 games

AVERAGE YARDS PER PUNT

Most

1.	49.94	1993	11 games
2.	48.58	2021	13 games
3.	48.36	2023	12 games
4.	47.30	2002	12 games
5.	46.64	2012	13 games
6.	46.18	2022	13 games
7.	45.81	1982	11 games
8.	45.14	2020	12 games
9.	44.86	1968	10 games
10.	44.66	2014	13 games

Fewest

1.	33.99	1977	11 games
2.	35.98	1990	12 games
3.	36.01	1980	12 games
4.	36.43	2005	12 games
5.	36.63	2001	13 games
6.	37.17	1992	12 games
7.	37.23	2009	13 games
8.	37.87	2006	13 games
9.	38.10	2010	13 games
10.	38.15	1998	13 games

PUNT RETURNS

Most

1.	60	1985	13 games
2.	55	1979	11 games
3.	52	1984	12 games
4.	51	1968	10 games
5.	50	1986	12 games
6.	49	1978	12 games
7.	44	1967	10 games
	44	1969	10 games
9.	43	1981	12 games
10.	40	1992	12 games
	40	1990	12 games

Fewest

1.	13	2022	13 games
2.	17	2024	13 games
3.	19	1982	11 games
4.	20	2004	11 games
5.	21	2020	12 games
	21	2019	13 games
	21	2008	13 games
8.	23	2023	12 games
	23	1993	11 games
10.	24	2018	13 games
	24	2017	13 games
	24	2016	13 games
	24	1996	14 games

PUNT RETURN YARDS

Most

1.	630	1969	10 games
2.	517	1967	10 games
3.	489	1984	12 games
4.	484	1968	10 games

5.	482	1985	13 games
6.	452	1995	11 games
7.	420	1971	11 games
8.	418	1979	11 games
9.	414	1986	12 games
10.	410	1996	14 games

Fewest

1.	80	2020	12 games
2.	92	2023	12 games
3.	118	2017	13 games
4.	120	2008	13 games
5.	127	2022	13 games
6.	136	1977	11 games
7.	142	1975	11 games
8.	152	1983	11 games
9.	157	2007	13 games
10.	158	2018	13 games

PUNT RETURN YARDS PER GAME

Most

1.	41.1	1995	11 games
2.	40.8	1984	12 games
3.	38.0	1979	11 games
4.	37.1	1985	13 games
5.	34.5	1986	12 games
6.	33.6	1978	12 games
7.	31.1	1981	12 games
8.	30.7	2006	13 games
9.	29.3	1996	14 games
10.	28.1	1992	12 games

Fewest

1.	6.3	2008	13 games
2.	6.7	2020	12 games
3.	7.7	2023	12 games
4.	9.1	2017	13 games
5.	9.8	2022	13 games
6.	12.2	2018	13 games
7.	12.1	2007	13 games
8.	12.4	1977	11 games
9.	12.9	1975	11 games
10.	13.4	2009	13 games

KICKOFF RETURNS

Most

1.	55	1993	11 games
2.	53	2008	13 games
3.	50	2001	13 games
	50	1988	12 games
5.	49	1991	12 games
	49	2014	13 games
7.	47	1989	12 games
	47	2011	13 games
	47	2007	13 games
10.	44	1997	11 games
	44	2013	13 games
	44	2010	13 games

Fewest

1.	15	1982	11 games
2.	16	2020	12 games
3.	17	2021	13 games
4.	17	1999	11 games
5.	18	1981	12 games
	18	1985	13 games
7.	19	2018	13 games
8.	20	1983	11 games



9.	22	2024	13 games
	22	2022	13 games
	22	2019	13 games
	22	1979	11 games

KICKOFF RETURN YARDS

Most

1.	1,312	1993	11 games
2.	1,304	2008	13 games
3.	1,279	1979	11 games
4.	1,106	1988	12 games
5.	1,094	2001	13 games
	1,094	2007	13 games
7.	1,088	2013	13 games
8.	1,071	2011	13 games
9.	1,068	1989	12 games
10.	984	2010	13 games

Fewest

1.	247	1981	12 games
2.	266	1982	11 games
3.	298	2021	13 games
4.	329	2020	12 games
5.	364	2018	13 games
6.	382	1999	11 games
7.	391	1985	13 games
8.	402	1983	11 games
9.	427	2019	13 games
10.	450	2022	13 games

KICKOFF RETURN YARD AVERAGE

Highest

1.	26.8	1996	14 games
2.	26.32	1979	11 games
3.	26.27	2024	13 games
4.	24.7	2013	13 games
5.	24.6	2008	13 games
6.	24.37	1969	10 games
7.	24.3	1998	13 games
8.	24.2	2012	13 games
9.	24.06	1960	10 games
10.	23.39	1961	10 games

Lowest

1.	13.7	1981	12 games
2.	16.2	1991	12 games
3.	17.2	2005	12 games
4.	17.5	2021	13 games
5.	17.6	2017	13 games
6.	17.7	1982	11 games
7.	18.5	1978	12 games
8.	18.8	1990	12 games
9.	18.9	1995	11 games
10.	19.1	1987	12 games

KICKOFF RETURN YARDS PER GAME

Most

1.	119.3	1993	11 games
2.	116.3	1979	11 games
3.	100.3	2008	13 games
4.	92.2	1988	12 games
5.	89.0	1989	12 games
6.	84.2	2007	13 games
	84.2	2001	13 games
8.	83.7	2013	13 games
9.	82.4	2011	13 games
10.	77.8	1997	11 games

Fewest

1.	20.6	1981	12 games
2.	22.9	2021	13 games
3.	24.2	1982	11 games
4.	27.4	2020	12 games
5.	28.0	2018	13 games
6.	30.1	1985	13 games
7.	32.8	2019	13 games
8.	34.7	1999	11 games
9.	34.6	2022	13 games
10.	36.5	1983	11 games

TEAM GAME

Season records may not include seasons prior to 1975. The amount and availability of archived statistics is less and less in the earlier seasons.

Bowl statistics were counted as part of season statistics starting in the 2002 season.

OFFENSE

POINTS SCORED

Most	Opponent	Year
1.	83 UTEP	1980
2.	70 Wagner	2015
	70 Tulane	2001
	70 Utah	1989
	70 Utah State	1980
6.	68 UTEP	1977
7.	67 San Jose State	1967
	67 Western State	1951
8.	66 Virginia	2021
	66 North Alabama	2020
	66 New Mexico	1983

Fewest

1.	0 UTEP	1978
	0 Arizona State	1975
	0 Utah	2003
	0 Michigan	2015
	0 LSU	2017

TOTAL OFFENSIVE PLAYS

Most

1.	115 Houston	2013
2.	105 Hawaii	2001
3.	102 Nevada	2014
4.	101 Utah State	1976
	101 UCLA	1995
6.	100 Utah State	2002
	100 Utah	1967
7.	99 Texas	2013
9.	97 Boise State	1977
	97 Washington	2013
11.	96 Houston	2014
	96 UNLV	2004
	96 Hawaii	2002

Fewest

1.	21 Bowling Green	1975
2.	30 Wyoming	2006
3.	38 vs. LSU	2017
4.	45 Rice	1997
5.	46 Notre Dame	2022
	46 Mississippi State	2017
	46 Utah	2003
8.	48 Kansas State	2024

9.	49 Washington	2018
10.	50 South Florida	2021
	50 Wyoming	2016
	50 Michigan	2015
	50 Air Force	1989

TOTAL OFFENSIVE YARDS

Most

1.	777 New Mexico	1983
2.	767 San Diego State	1991
3.	750 Utah	1989
4.	741 Wagner	2015
5.	736 UTEP	1980
6.	734 Virginia	2021
	734 Tulane	2001
8.	732 Utah State	1990
9.	715 Air Force	1983
10.	713 Southern Miss	1976

Fewest

1.	97 LSU	2017
2.	105 Michigan	2015
3.	108 Wyoming	1976
4.	147 TCU	2010
5.	156 Utah	2003
6.	158 Penn State	1991
7.	167 San Diego State	1986
8.	177 Colorado State	2000
9.	180 San Diego State	1978
10.	188 New Mexico	2002

AVERAGE YARDS PER PLAY

Most

1.	15.43 Bowling Green	1975
2.	15.13 Wyoming	2006
3.	11.11 Nebraska	2015
4.	10.71 Utah	1989
5.	10.70 Wagner	2015
6.	10.34 San Diego State	1990
7.	10.22 New Mexico	1983
8.	9.64 Colorado State	2001
9.	9.49 Utah State	1993
10.	9.47 Utah State	1980

Fewest

1.	1.57 Wyoming	1976
2.	2.10 Michigan	2015
3.	2.47 San Diego State	1978
4.	2.55 LSU	2017
5.	2.58 TCU	2010
6.	2.69 San Diego State	1986
7.	2.70 Wyoming	1988
8.	2.73 Florida State	2010
9.	2.74 UNLV	2007
10.	2.82 San Diego State	1976

TURNOVERS

1.	9 Utah	1968
2.	8 Utah	1988
	8 UNLV	1981
	8 Arizona State	1977
5.	7 Utah State	2017
	7 Hawaii	2001
	7 UTEP	1987
	7 Utah	2011
	7 Stanford	2004
	7 Wyoming	1988

FUMBLES



1.	9	Hawaii	2001
2.	7	Hawaii	1978
	7	Colorado State	1988
	7	New Mexico	1989
5.	6	New Mexico	1981
	6	UTEP	1989
	6	UNLV	2001
	6	Utah	2011
	6	UNLV	2004
	6	Fresno State	1998
	6	UTEP	1978

FUMBLES LOST

1.	6	Hawaii	2001
	6	Utah	2011
	6	New Mexico	1981
4.	5	Arizona State	1977
	5	UTEP	1975
6.	4	10 others:	
		last Middle Tenn.	2013

SACKS GIVEN UP

Most

1.	11	UCLA	1993
2.	10	Washington	1986
	10	Hawaii	1989
4.	9	Wyoming	1988
5.	8	San Diego State	1986
	8	Houston	2013
	8	San Diego State	1988
	8	Washington	1996
	8	Boise State	2004
	8	Florida State	2010

FIRST DOWNS

Most

1.	49	Utah	1993
2.	41	Houston	2013
3.	39	Air Force	2005
	39	Air Force	1983
5.	38	San Diego State	1983
	38	Hawaii	2001
	38	Nevada	2014
8.	37	Virginia	2021
	37	Utah State	1977
	37	San Diego State	1991
	37	Washington	1999

Fewest

1.	6	LSU	2017
2.	7	Washington	2018
	7	Wyoming	2006
4.	8	Mississippi State	2017
	8	Michigan	2015
	8	UTEP	1997
7.	9	Utah	2003
	9	Penn State	1991
	9	Colorado State	2000
10.	10	McNeese	2018
	10	San Diego State	1986
	10	TCU	2010
	10	New Mexico	2002

RUSH FIRST DOWNS

Most

1.	27	Utah	1993
	27	Utah	1986

3.	24	Texas	2013
4.	22	San Diego State	2007
5.	20	Air Force	1994
	20	Colorado State	2001
	20	Fresno State	1992
	20	UConn	2015
	20	Hawaii	2012
	20	Air Force	1988

Fewest

1.	0	Oregon	1990
2.	1	LSU	2017
	1	USC	2004
	1	Texas A&M	1979
	1	Utah	2002
	1	FSU	2000
1	Washington	1996	
	1	Washington	1986
	1	Syracuse	2000
	1	Utah	2011
1	Hawaii	1989	
	1	Texas A&M	1996
	1	UCLA	2007

PASSING FIRST DOWNS

Most

1.	30	Colorado State	1981
2.	27	New Mexico	1985
3.	26	Utah State	1990
	26	Wyoming	1979
5.	25	Nevada	2014
	25	Tulsa	2007
	25	Washington State	1989
8.	24	San Diego State	1983
	24	UTEP	1980
	24	San Diego State	1991
	24	Hawaii	2001

Fewest

1.	1	Wyoming	2006
	1	Utah	2003
	1	Utah	1997
	1	Stanford	2003
5.	2	Michigan	2015
	2	San Diego State	1986
	2	Nevada	2013
8.	3	Colorado State	1975
9.	4	Texas Tech	2023
	4	Mississippi State	2017
	4	LSU	2017
	4	Wyoming	1977
	4	Hawaii	1997
	4	Utah	1969
	4	San Diego State	1976
	4	Wyoming	2010
	4	UNLV	2000

MOST PENALTY FIRST DOWNS

1.	8	Mississippi State	2000
2.	7	UTEP	1981
3.	6	Hawaii	2001
	6	Colorado State	1989
	6	Florida State	2000
6.	5	13 other games	

RUSHING

RUSHING YARDS

Most

1.	550	Texas	2013
2.	465	at Montana	1958
3.	460	Fresno State	1958
4.	454	Utah	1986
5.	437	Tulane	2001
6.	421	Idaho State	2013
7.	410	Colorado State	2001
8.	398	Wyoming	1975
9.	396	Hawaii	2012
10.	394	Nevada	2013

Fewest

1.	-96	New Mexico	1970
2.	-86	Pittsburgh	1987
3.	-55	Hawaii	1989
4.	-47	Oregon	1990
5.	-45	Washington	1986
6.	-35	Air Force	1985
7.	-29	Air Force	1995
8.	-21	Air Force	2002
9.	-16	San Diego State	1995
10.	-5	LSU	2017
	-5	San Diego State	1978
	-5	Stanford	2003
13.	-2	Utah	2002
	-2	FSU	2000
15.	0	UTEP	1997
	0	Penn State	1991

RUSHING ATTEMPTS

Most

1.	77	Utah	1986
2.	74	Wyoming	1975
3.	73	Colorado State	1959
4.	72	Texas	2013
5.	71	Houston	2013
6.	67	Utah State	1970
7.	65	Utah	1975
8.	63	Utah	1996
	63	UCLA	1995
	63	Wyoming	1971
	63	Arizona	1959
	63	Utah	1958

Fewest

1.	14	LSU	2017
2.	15	Mizzou	2015
3.	16	Liberty	2022
	16	Utah State	2018
	16	Boston College	2005
	16	Notre Dame	1992
	16	Colorado State	2000
8.	17	Utah	1995
9.	18	Air Force	2002
	18	UGA	1982

RUSHING YARDS PER ATTEMPT

Most

1.	11.35	UTEP	1984
2.	11.0	GWU	1962
3.	9.15	ISU	2013
4.	9.11	Colorado State	2001
5.	8.92	Tulane	2001
6.	8.76	Nevada	2013



7. 8.4	South Florida	2022
8. 8.4	North Alabama	2020
9. 8.37	Virginia	2021
10. 8.02	Utah	1989

Fewest

1. -2.97	Pitt	1987
2. -2.47	Oregon	1990
3. -2.20	Hawaii	1989
4. -1.88	Washington	1986
5. -1.67	Air Force	1985
6. -1.21	Air Force	1995
7. -1.17	Air Force	2002
8. -0.62	San Diego State	1995
9. -0.36	LSU	2017
10. -0.20	Stanford	2003
11. -0.12	San Diego State	1978
12. -0.09	Utah	2002
13. -0.08	FSU	2000

RUSHING TOUCHDOWNS

1. 7	Colorado State	2001
7	Tulane	2001
3. 6	Virginia	2021
6	New Mexico State	2018
6	Toledo	2016
6	Wagner	2015
6	Utah	1989
6	San Diego State	1990
6	UNLV	2009
6	Utah State	1987
6	San Diego State	1982

PASSING

PASSING YARDS

Most

1. 619	Utah State	1993
2. 599	San Diego State	1991
3. 598	Utah State	1990
4. 585	New Mexico	1985
5. 583	Utah	1977
6. 575	New Mexico	1990
7. 566	Texas Western	1966
8. 565	Utah	1981
9. 545	Utah State	1980
10. 542	UTEP	1980
542	Colorado State	1980
12. 538	Colorado State	1981
13. 537	Tulsa	2007
537	Washington State	1989
15. 536	A&M	1996
16. 517	TCU	2005
17. 515	Southern Miss	1976
515	Hawaii	2001
19. 514	San Diego State	1990
20. 509	Utah State	1976
21. 508	Boston College	1985
22. 507	New Mexico	1983
23. 501	Washington	1999

Fewest

1. 41	Utah	2003
2. 47	SMU	2022
3. 55	Michigan	2015
4. 61	Boise State	2012
5. 67	Utah	1969
6. 70	Utah	1997

70	Utah	1996
8. 73	San Diego State	1986
9. 80	San Diego State	1976
80	Colorado State	1975

PASSING ATTEMPTS

Most

1. 68	UNLV	2004
2. 65	Colorado State	1981
65	Hawaii	2001
4. 63	Nevada	2014
5. 61	New Mexico	1985
6. 60	BC	2006
60	Hawaii	1980
60	Boston College	2005
60	TCU	1987
10. 59	Washington	1999
59	UTEP	1988
59	Boise State	2003

Fewest

1. 12	SMU	2022
12	Utah	1996
3. 14	Utah	2003
4. 15	Wyoming	2016
15	Utah	1986
15	Rice	1996
7. 16	Utah	1969
16	Utah	1997
9. 17	USM	1975
17	San Diego State	1998
17	Air Force	1988

PASSING YARDS/ATTEMPT

Most

1. 18.84	Western Mich.	2018
2. 15.22	Wagner	2015
3. 14.60	Rice	1996
4. 14.59	Utah State	1979
5. 14.52	Utah	1989
6. 14.50	UTEP	1989
7. 14.18	Wyoming	2009
8. 14.07	Utah State	1993
9. 13.9	North Texas St.	1961
10. 13.9	Troy	2020

Fewest

1. 1.964	Michigan	2015
2. 2.920	San Diego State	1986
3. 2.927	Colorado State	2000
4. 2.929	Utah	2003
5. 2.938	New Mexico	2002
6. 3.033	TCU	2010
7. 3.200	San Diego State	1976
8. 3.211	Boise State	2012
9. 3.286	FSU	2010
10. 3.333	Colorado State	1975

COMPLETIONS

Most

1. 44	Colorado State	1985
2. 44	Colorado State	1981
3. 42	New Mexico	1985
4. 41	Boston college	2005
5. 40	North Texas State	1980
6. 40	Hawaii	2001
7. 39	Air Force	1983
8. 39	Washington	1999
9. 39	Nevada	2014

10. 38	Utah State	1977
38	Miami	1990
38	Boston College	2006

Fewest

1. 4	Utah	2003
2. 5	Utah	1969
3. 7	SMU	2022
7	Utah	1996
7	Arizona State	1998
6. 8.	Wyoming	2016
8	Boise State	2012
8	San Diego State	1986
8	Penn State	1991
8	Utah	1968

COMPLETION PERCENT-AGE

Highest

1. 100.0%	Western Mich.	2018
2. 92.3%	LaTech	2020
3. 91.2%	FSU	1995
4. 90.9%	Wyoming	2009
5. 86.2%	Utah	1983
6. 85.2%	Wagner	2015
7. 83.8%	New Mexico	1983
8. 83.3%	San Diego St.	2008
9. 82.9%	UNI	2008
10. 81.8%	TU	2001

Lowest

1. 22.9%	Utah	1968
2. 27.0%	OSU	1986
3. 28.6%	Utah	2003
4. 30.8%	Penn State	1991
5. 31.3%	Utah	1969
6. 32.0%	San Diego St.	1986
7. 32.5%	UVA	2013
8. 33.3%	ASU	1998
33.3%	Texas	2013
10. 34.4%	New Mexico	2002

INTERCEPTIONS THROWN

1. 6	UGA	1982
6	Wyoming	1977
6	Utah	1968
6	Arizona	1971
6	New Mexico	1970
4. 5	Utah State	1990
5	Utah	1993
5	Oregon	1990
5	Utah	1988
5	Mia	1988
5	Utah	2008
5	Colorado State	1965
5	North Texas State	1970
5	Wyoming	1966

PASSING TDS

1. 7	Utah State	1980
7	UTEP	1980
7	Colorado State	1977
7	UCLA	2008
7	Colorado State	1981
7	Utah State	1977
7. 6	San Diego State	1991



6	New Mexico	1983
6	A&M	1996
6	BGU	1983
6	New Mexico	1979
6	Utah	1983
6	NMSU	2012
6	BU	1984

PASS EFFICIENCY

Highest

1.	327.75	Western Mich.	2018
2.	295.81	New Mexico	1986
3.	270.04	Wyoming	2009
4.	261.94	Wagner	2015
5.	255.31	Rice	1996
6.	246.99	New Mexico	1983
7.	246.77	Utah	1989
8.	245.85	San Diego St.	2006
9.	242.83	Utah	1983
10.	242.64	Colorado State	2010

Lowest

1.	24.5	San Diego St.	1986
2.	24.6	Utah	2003
3.	35.2	Utah	1968
4.	36.0	Wyoming	1977
5.	37.5	Boise State	2012
6.	46.6	New Mexico	2002
7.	50.9	San Diego S.	1976
8.	51.5	Boise State	2003
9.	58.4	Colorado State	1975
10.	58.8	TCU	2010

DEFENSE

INT RETURN YARDS

Most

1.	228	Arkansas State	1996
2.	176	Colorado State	1987
3.	138	UTEP	1977
4.	125	Colorado State	1999
5.	123	Tulsa	1971
6.	109	Boise State	2016
7.	105	Mississippi State	2017
8.	104	UNLV	1981
9.	102	Wyoming	1971
10.	99	San Diego State	2001

Most since 2000

1.	109	Boise State	2016
2.	105	Mississippi State	2017
3.	99	San Diego State	2001
4.	88	Fresno State	2015
5.	86	Wyoming	2004
6.	80	Utah	2010
	80	New Mexico	2002
8.	77	Eastern Wash.	2007
9.	76	SMU	2022
	76	Boise State	2015

INTERCEPTIONS

Most

1.	5	Utah	1991
	5	Utah State	1990
	5	Colorado State	1990
	5	UTEP	1987
	5	Utah State	1985

5	Utah	1983
5	Colorado State	1980
5	San Diego State	1979
5	Weber State	1979
5	UTEP	1977

Most since 2000

1.	4	Virginia	2021
	4	Wyoming	2004
	4	Wyoming	2000
	4	UNLV	2006
	4	Hawaii	2002
6.	3	23 times:	
		last Texas Tech	2023

SACKS

Most

1.	9	Colorado State	1987
2.	8	San Diego State	1986
	8	Cincinnati	2015
	8	UCLA	1983
5.	7	Hawaii	1987
	7	New Mexico	1999
	7	Utah State	1988
	7	Air Force	1999
	7	UNLV	1996
10	6	11 times:	
		last Weber State	2012

Most since 2000

1.	8	Cincinnati	2015
2.	6	Weber State	2012
	6	Idaho State	2011
	6	San Diego State	2003
	6	Boise State	2004
5.	5	Navy	2020
	5	Hawaii	2019
	5	New Mexico St.	2018
	5	New Mexico St.	2012
	5	UNLV	2010
	5	San Diego State	2002
	5	Utah State	2008
	5	Cal	2001
	5	New Mexico	2009
	5	Colorado State	2006
	5	UNLV	2005

POINTS ALLOWED

Fewest

22	shutouts	
	Last:	Sam Houston 2023
	LAST FBS:	Sam Houston 2023

Most

1.	72	Hawaii	2001
2.	68	UCLA	1993
3.	59	Hawaii	1990
4.	58	Colorado State	2003
	58	Utah State	1993
6.	57	Utah	1988
7.	56	Hawaii	1989
8.	55	Memphis	2014
	55	Boise State	2014
	55	Tulsa	2007

FIRST DOWNS ALLOWED

Fewest

1.	5	UNLV	1998
2.	6	Savannah State	2014
	6	Utah State	1986

6	Wagner	2015	
5.	7	Southern Utah	2016
	7	Colorado State	2006
	7	Hawaii	1997
	7	Weber State	1979
	7	Oregon State	1978
	7	Kansas State	1976

Most

1.	46	Utah	1993
2.	35	Mississippi State	2017
	35	Virginia	2014
4.	34	Arkansas	2022
	34	Cal	2014
6.	33	Toledo	2016
7.	32	UNLV	1981
	32	New Mexico	1994
9.	31	Hawaii	2001
10.	30	West Virginia	2023
	30	TCU	2023
	30	San Diego State	1991
	30	Colorado State	1981
	30	UTEP	1977

MOST RUSHING TOUCH-DOWNS ALLOWED

1.	7	Air Force	2002
2.	5	Oklahoma State	2023
	5	Hawaii	1990
	5	Utah	1998
	5	Alabama	2004

RUSHING YARDS ALLOWED

Fewest

1.	-26	Colorado State	1988
2.	-14	New Mexico	1987
3.	-12	UTEP	2010
4.	-10	New Mexico	1999
5.	-5	Hawaii	1986
	-5	Washington State	2012
7.	-1	Oregon State	1986
8.	2	Colorado	2024
	2	UNLV	2005
10.	8	Utah State	1988

Most

1.	504	TCU	1987
2.	454	Hawaii	1993
3.	440	Colorado State	2001
4.	424	Wyoming	1976
5.	409	Air Force	2010
6.	394	Air Force	1995
7.	386	Air Force	2002
8.	384	Rice	1997
9.	354	Utah	2004
10.	350	Wyoming	1981

OPPONENT RUSHING AT-TEMPTS

Fewest

1.	12	San Diego State	2010
2.	13	Houston	2014
3.	14	Utah	1986
4.	15	San Diego State	1985
5.	16	Hawaii	2011
	16	San Diego State	2009
	16	Washington State	2012



16	UCLA	2008
9. 17	UNLV	1982
10. 17	Colorado State	1999

Most		
1. 79	Air Force	2002
2. 74	Rice	1997
3. 73	Wyoming	1976
4. 72	UTEP	1984
5. 71	Air Force	1989
71	Georgia	1982
7. 69	UTEP	1977
8. 68	Arizona State	1977
9. 67	Penn State	1991
10. 66	Southern Miss	1975
66	Colorado State	1977

PASSING YARDS ALLOWED

Fewest		
1. 0	Rice	1996
2. 18	Kansas State	1976
3. 19	Colorado State	1979
4. 21	Air Force	1990
21	UNLV	1998
6. 25	Air Force	1987
7. 31	Utah State	1986
8. 32	TCU	1987
9. 34	Utah	1969
10. 36	Georgia	1982

Most		
1. 568	San Diego State	1991
2. 543	Hawaii	2001
3. 505	Toledo	2016
4. 493	Hawaii	2019
5. 490	Tulsa	2007
6. 489	Oregon	1989
7. 473	UNLV	1981
473	Wyoming	1991
9. 472	Utah State	1993
10. 467	Notre Dame	2005

OPPONENT PASSING ATTEMPTS

Fewest		
1. 3	Rice	1997
2. 5	Rice	1996
3. 6	Air Force	1990
4. 7	Wyoming	1976
7	Air Force	1987
7	Kansas State	1976
7. 8	TCU	1987
8. 9	Air Force	2002
9	UTEP	1976
9	Arizona	1976

Most		
1. 62	San Diego State	1990
2. 61	New Mexico St.	2018
3. 60	Cal	2014
60	Idaho State	2011
5. 59	TCU	2023
6. 58	Virginia	2014
7. 57	UNLV	1981
57	Utah State	2002
57	Utah State	1993
57	Utah State	1992
57	Idaho State	2013

COMPLETIONS ALLOWED

Fewest		
1. 0	Rice	1996
2. 1	Air Force	1990
2	Rice	1997
2	Air Force	1987
5. 3	Wyoming	1976
3	Kansas State	1976
3	TCU	1987
3	Arizona	1976
3	Colorado State	1979
10. 4	9 others: last vs. GT 2012	

Most		
1. 38	TCU	2023
38	Cal	2014
3. 36	Arizona	2021
4. 35	Virginia	2014
5. 34	Wyoming	1992
34	Idaho State	2011
7. 33	Bowling Green	1983
33	San Diego State	2007
33	San Diego State	1990
10. 32	Arkansas	2022
32	Notre Dame	2005
32	Florida State	2000

COMPLETION PERCENTAGE ALLOWED

Lowest		
1. 0.00%	Rice	1996
2. 16.7%	Air Force	1990
3. 22.7%	Air Force	2009
4. 25.0%	Utah	1969
25.0%	UNLV	1998
25.0%	Colorado State	1979
7. 26.3%	Weber State	1979
8. 26.7%	Oregon State	1978
26.7%	UNLV	1978
26.7%	Georgia	1982

Highest		
1. 100.0%	UNLV	1999
2. 94.7%	Wisconsin	2017
3. 92.0%	Washington	2018
4. 85.5%	Washington	2019
5. 83.8%	Utah	2008
6. 83.3%	Syracuse	2000
7. 82.6%	UAB	2021
8. 82.3%	Liberty	2022
9. 81.3%	Utah	2019
10. 80.0%	Wyoming	2005

SPECIAL TEAMS

KICKOFF RETURNS

1. 11	Utah State	1993
2. 10	UCLA	1993
10	Tulsa	2007
10	Hawaii	1990
5. 9	Hawaii	1989
9	Utah	2011
7. 8	8 times, last: Toledo in 2016	

KICKOFF RETURN YARDS

		#RET
1. 270	Utah State	1993 11
2. 259	Tulsa	2007 10
3. 226	Utah	2008 8
4. 215	UCLA	1993 10
5. 207	Air Force	1989 5
6. 197	Wyoming	1960
7. 194	Washington	1986 8
8. 189	Hawaii	1990 10
9. 180	Oregon	1989 7
180	Utah State	1997 6

PUNTS

1. 12	Oregon State	1978
12	UNLV	2006
3. 11	Michigan	2015
11	Texas	1987
11	Virginia	2013
6. 10	Nine times, last UCF 2014	

FEWEST PUNTS

0 10 games w/o punting since 1975
last time: Wagner 2015

PUNT YARDS

Most		#punts
1. 475	Michigan	2015 11
2. 462	New Mexico	2007 10
3. 460	Texas	1987 11
4. 456	Utah State	1984 9
5. 452	Stanford	2003 9
6. 450	Colorado State	1979 9
7. 435	UCF	2014 10
8. 433	San Diego St.	1986 10
9. 430	Texas A&M	1979 9
10. 421	Notre Dame	2004 9

PUNT RETURN YARDS

Most		
1. 172	UTEP	1969
2. 158	UTEP	1978
3. 155	Hawaii	1997
4. 152	Utah	1971
5. 148	Pacific	1966
6. 144	New Mexico	1969
7. 137	San Jose St.	1967
8. 134	Tulane	2001
9. 132	North Texas St.	1970
10. 117	UTEP	1991
117	Arizona State	1965

PUNT RETURNS

1. 9	Arizona	1969
2. 8. 12 times, last Utah 1992		



BYU Football Programming on BYUtv



BYU is the only school in the country with nationally televised live 60-minute pregame and 30-60-minute postgame shows before and after every game—home or away. With the pregame and postgame shows, BYUtv brings Cougar fans a live perspective on the game that they can't get anywhere else.

BYU Broadcasting also produces daily and weekly BYU-centric sports shows, including BYU Sports Nation, After Further Review,

BYU Football with Kalani Sitake and Coordinators' Corner as well as additional BYU football specials throughout the year to highlight events such as National Letter of Intent Day, BYU spring football, BYU's Alumni Game, BYU Pro Day and several other specialty broadcasts which also includes live programming on ESPN3.

BYUtv and BYU Radio/Sirius XM 143 simulcast a daily news show—BYU Sports Nation—that airs live each weekday from noon-1 p.m. ET/10-11 a.m. MT from Studio B at the BYU Broadcasting Building in Provo. The latest news and information about BYU sports are discussed each day by hosts Jarom Jordan and Spencer Linton. During the football season BYUtv also features a weekly one-hour show—After Further Review—where host Dave McCann and a panel of experts provide in-depth analysis of the tactics, plays, and touchdowns of every BYU football game.

BYUtv, available in 54 million North American homes, is on the basic tier of both Dish and DirectTV and is carried by more than 800 cable systems. The network has its own state-of-the-art production building on BYU's campus and a top-of-the-line HD truck that allow BYUtv to televise every game in HD.

LOCAL COVERAGE

Print/Digital

The Deseret News
KSLSports.com
KSL.com
Provo Daily Herald
The Salt Lake Tribune
Daily Universe

Radio

BYU Radio
KSL News Radio
KSL Sports Zone
ESPN960
ESPN700

Television

BYUtv
KSL-TV (NBC)
KUTV (CBS)
KTVX (ABC)
KSTU (FOX)

RADIO

BYU football games are heard exclusively on the Nu Skin BYU Sports Network. Broadcasts are produced by BYU Radio, which carries the games via satellite radio (SiriusXM 143), BYU Radio app and BYUradio.org. Games are also broadcast on over-the-air flagship KSL Newsradio (102.7 FM/1160 AM) and network affiliates in the Intermountain West.

The "Voice of the Cougars" is Greg Wrubell, entering his 25th season as play-by-play commentator. A BYU graduate, Wrubell is in his 34th season on the football radio broadcast crew, having served as sideline reporter before stepping into the booth.

Wrubell's broadcast partner is former BYU and NFL lineman Hans Olsen, who is entering his third season as game analyst. Former Cougar receiver Mitchell Juergens is back for his eighth season as sideline reporter, while Jason Shepherd returns as studio host.

BYU football broadcast archives are available on the BYU Radio app, at BYUradio.org and on the BYU Football podcast from BYU Radio.



COACHES' SHOWS

In addition to comprehensive game-day coverage, BYU Broadcasting produces "BYU Football with Kalani Sitake," Tuesday nights at 6:30 p.m. MT, throughout the season on the BYUtv and BYU Radio apps, BYUtv.org, BYUradio.org and the Nu Skin BYU Sports Network. A live audience joins Coach Sitake, player guests and host Greg Wrubell at the BYUtv studios for an insightful and entertaining weekly look inside Cougar football.

Assistant coaches Jay Hill, Aaron Roderick and Kelly Poppinga will be featured guests on the weekly "Coordinators' Corner" broadcast, airing Mondays in-season, from noon-1 pm MT. Greg Wrubell hosts the program, which will air live from the BYU Broadcasting studios on the BYUtv and BYU Radio apps, BYUtv.org and BYUradio.org.