



# BYU FOOTBALL

GAME 2 | **BYU vs. Stanford** | Saturday, Sept. 6 | 8:15 p.m. MT | Provo, Utah | LaVell Edwards Stadium | ESPN | BYU Radio | [www.BYUCougars.com](http://www.BYUCougars.com)



## BROADCAST INFO

TV, Kickoff time . . . . .ESPN, 8:15 p.m. MT  
Mark Jones, Roddy Jones, Quint Kessenich  
BYU Radio . . . . .BYUradio SiriusXM 143/BYURadio.org,  
BYU Radio App/KSL 1160 AM/102.7 FM,  
Greg Wrubell (PxP), Hans Olsen (analyst), Mitchell Juergens (sideline)  
Radio start. . . . .6:00 p.m. MT  
TV Pregame show . . . . .BYUtv, 6:00 p.m. MT

## STANFORD

0-1 OVERALL 0-0 ACC (0-0 HOME, 0-1 AWAY)

Interim Head Coach **Frank Reich (1st year)**  
Alma Mater . . . . .Maryland, 1984  
Career Record . . . . .41-43 (NFL)  
Record at Stanford. . . . .0-1  
Reich vs. BYU . . . . .First meeting















## BYU COUGARS

1-0 OVERALL 0-0 BIG 12 (1-0 HOME, 0-0 AWAY, 0-0)

Head Coach . . . . .**Kalani Sitake (10th year)**  
Alma Mater . . . . .BYU, 2000  
Career Record . . . . .73-43  
Record at BYU . . . . .same  
Sitake vs. Stanford . . . . .1-0



## 2025 SCHEDULE (local times)

DATE	DATE	OPPONENT	TIME/RESULT	TV
8/30	<b>Portland State</b>	<b>W 69-0</b>	<b>ESPN+</b>	
	BYU scored nine touchdowns, including five total from true freshman QB Bear Bachmeier (3 passing/2 rushing) in dominant victory. The Cougars rolled up 606 yards to remain undefeated against the FCS.			
9/6	<b>Stanford</b>	<b>8:15 p.m.</b>	<b>ESPN</b>	
	The Cougars welcome the Stanford Cardinal to Provo for just the second time ever after a visit in 2003. The two schools most recently met in 2022 and BYU won on the road 35-26 behind 358 rushing yards.			
9/20	<b>at East Carolina</b>	<b>TBA</b>	<b>TBA</b>	
	The first road contest of the year comes after an early bye week to face East Carolina in Greenville, North Carolina. BYU lost to the Pirates in 2017 at Dowdy-Ficklen Stadium.			
9/27	<b>at Colorado</b>	<b>8:15 p.m.</b>	<b>ESPN</b>	
	A rematch of the 2024 Alamo Bowl between BYU and Colorado, the two schools meet for the Big 12 conference opener for the Cougars. BYU won the bowl game big, 36-14 in San Antonio, Texas.			
10/3	<b>West Virginia</b>	<b>8:30 p.m.</b>	<b>ESPN</b>	
	The Mountaineers will make their first trip to LaVell Edwards Stadium for a Friday night matchup under the lights. The two schools met in Morgantown in 2023 with West Virginia beating the Cougars.			
10/11	<b>at Arizona</b>	<b>TBA</b>	<b>TBA</b>	
	BYU heads to Tucson for the 16th time in program history and first since 2018. The Cougars won last year's game in Provo as part of the Fox Big Noon Kickoff with a 41-19 victory.			
10/18	<b>Utah</b>	<b>TBA</b>	<b>TBA</b>	
	Rivalry week comes early again in 2025 with the matchup with Utah in October. BYU edged the Utes last year with a 22-21 victory with a last minute field goal to remain unbeaten at 9-0.			
10/25	<b>at Iowa State</b>	<b>TBA</b>	<b>TBA</b>	
	The Cougars travel to Ames, Iowa for their third trip to visit the Cyclones and first since 1974. Iowa State rolled up BYU 45-13 in 2023 at LaVell Edwards Stadium in the Cougars first year in the Big 12.			
11/8	<b>at Texas Tech</b>	<b>TBA</b>	<b>TBA</b>	
	BYU last went to Lubbock in 1940 and return to face Texas Tech after the Cougars' second bye of the 2025 season. BYU beat the Red Raiders in 2023 by a score of 27-13 in Provo.			
11/15	<b>TCU</b>	<b>TBA</b>	<b>TBA</b>	
	The Horned Frogs come to Provo for the first time since 2009 when both schools were members of the Mountain West Conference. BYU fell to TCU 44-11 in 2023 in Fort Worth.			
11/22	<b>at Cincinnati</b>	<b>TBA</b>	<b>TBA</b>	
	BYU travels back to Cincinnati after facing them in 2016 on the road. The Bearcats were the Cougars first Big 12 victory in 2023, winning 35-27 at LaVell Edwards Stadium.			
11/29	<b>UCF</b>	<b>TBA</b>	<b>TBA</b>	
	UCF gets a Thanksgiving weekend matchup in Provo to end the regular season. The Cougars beat the Knights 37-24 in Orlando last year and have not been to LaVell Edwards Stadium since 2011.			



## STORYLINES

**THE SERIES.** BYU and Stanford are meeting for the fourth time in the series. The Cardinal lead 2-1 with the Cougars getting their first win in the last meeting in 2022. BYU won 35-26 behind 358 rushing yards, including 164 from running back Christopher Brooks. Quarterback Jaren Hall threw two touchdowns en route to the victory on the road. The last time the two schools met in Provo was 2003. Stanford won 18-14 in what was BYU quarterback John Beck's first start as a true freshman.

**ATLANTIC COAST CONFERENCE.** BYU is facing an ACC opponent for the 17th time after matching up with SMU last season. BYU beat the Mustangs 18-15 in a defensive game in Dallas. The Cougars are 7-9 overall against the league.

**NON-CONFERENCE SCHEDULE.** After opening with Portland State, BYU will host the Stanford Cardinal from the Atlantic Coast Conference in Provo. The Cougars get an early bye and then travel to East Carolina of the American Athletic Conference on Sept. 20 to wrap up their non-conference schedule for 2025. BYU has visited Greenville once before, in 2017.

**YEAR 3 IN BIG 12.** BYU begins its third season in the Big 12 Conference after taking a big leap in year two to compete for the league title. After a 5-7 overall finish in 2023 and a 2-7 mark in the Big 12, the Cougars flipped the script in 2024 by going 11-2 and 7-2 in the Big 12, tied for first place in the conference with Arizona State, Iowa State and Colorado. Now BYU starts its third lap in the Big 12, making road trips in league for the first time to Colorado, Arizona, Iowa State, Texas Tech and Cincinnati. In the Big 12, the Cougars host West Virginia, Utah, TCU and UCF.

**SHUTOUTS.** BYU shutout FCS Portland State in the season opener 69-0. The Cougars were one of 10 teams to pitch a shutout in their opener. It was the second shutout under Kalani Sitake after a 14-0 win the 2022 opener against Sam Houston State. The 69-point differential was the largest shutout in school history and the second-largest margin of victory in any game (76 points, 83-7. vs. UTEP in 1980).

**ATTENDANCE.** BYU fans packed LaVell Edwards Stadium with a crowd of 64,494 for the season opener against Portland State. It was the largest crowd in Provo since 2009 when 64,641 attended the game. It was also the largest crowd Portland State had ever played in front of (at Cal, 61,082).

**OFFENSE, DEFENSE, SPECIAL TEAMS.** BYU got contributions from all facets of the game, rolling up 606 total yards of offense and held the Vikings to just 51 total yards and three first downs on the defensive side. Special teams blocked a field goal and returned it for a touchdown and then tied a school record with a 56-yard field goal in the win. Eight different players scored a touchdown in the game.

## STANFORD



## BYU

20.0	Scoring Offense	69.0
23.0	Scoring Defense	0.0
21.0	First Downs	28.0
177.0	Rushing Offense	468.0
96.0	Rushing Defense	-5.0
109.0	Passing Offense	138.0
210.0	Passing Defense	56.0
286.0	Total Offense	606.0
306.0	Total Defense	51.0
15.7	Kickoff Return	0.0
4.0	Punt Return	9.3
70.0	Penalties (YPG)	55.0
39.8	Net Punting	48.0
36:07	Time of Possession	34:22
47.1	3rd Down %	60.0
100.0	4th Down %	100.0
4-21	Sacks-Yards	2-15
1-13	Sacks Allowed	0-0
75.0	Red Zone %	100.0
1891	First Year of Football	1922
670	Wins	628
9	10-Win Seasons	19
30	Bowl Games	41
16	Conference Titles	23
2	National Titles	1
303	Weeks in AP Poll	292
-	Weeks at No. 1	4
7	Consensus All-Americans	14
1	Heisman Winners	1
280	NFL Draft Picks	152
25	First Round Picks	12

## TABLE OF CONTENTS

Media Information	2
Opponent Info	6
About the Program	3
University, Church & Missions	4
Big 12/Polls	5
Opponent Info	6
Roster/Pronunciation	7
Depth Chart	8
Scoring Drives/Superlatives	9
By the Numbers	10-11
Offensive Player Notes	12-15
Defensive Player Notes	16-19
Kalani Sitake	20
Coaching Staff	21
The Last Time	22-23
Season Stats	24



## LIVE GAME NOTES

For live in-game notes, milestones and interesting facts, follow **@BYUGameNotes** during the game on X.

**BYU FOOTBALL  
GAME DAY  
MEDIA CENTER**





ATHLETIC COMMUNICATIONS CONTACTS

Assistant AD—Strategic Football Communications Brett Pyne  
Cell. . . . . 801-367-1631  
Email . . . . .brett\_pyne@byu.edu  
Director of FB Media Relations (Interviews/Credentials) . . . . . Kenny Cox  
Cell. . . . . 801-420-7703  
Email . . . . .kenny\_cox@byu.edu  
Sr. Assistant AD—Broadcast Relations (Sideline) . . . . . Duff Tittle  
Cell. . . . . 801 372-4401  
Email . . . . .duff\_tittle@byu.edu  
Associate AD - Communications and Media Strategy  
(Athletic Director, Administration Requests) . . . . . Jon McBride  
Email . . . . .jonathanmcbride@byu.edu  
LaVell Edwards Stadium Press Box . . . . . 801-422-2609  
Website . . . . .www.byucougars.com  
Twitter . . . . .@BYUFootball, @BYUgamenotes  
Facebook . . . . .facebook.com/byufotball  
Address . . . . .SAB 331, Provo, UT 84602

2025 QUICK FACTS

Location . . . . . Provo, Utah 84602  
Elevation . . . . . 4,553 feet  
Enrollment. . . . . 34,737  
Founded . . . . . October 16, 1875  
Owned . . . . . The Church of Jesus Christ of Latter-day Saints  
Nickname . . . . . Cougars  
Mascot . . . . . Cosmo the Cougar  
Colors . . . . . Blue and White  
Stadium . . . . . LaVell Edwards Stadium (62,073)  
Surface . . . . . Natural Grass  
BYU President . . . . . Shane Reese (BYU, 1994)  
Athletics Director . . . . . Brian Santiago (Fresno State, 1995)  
Head Coach . . . . . Kalani Sitake (BYU, 2000)  
Seasons . . . . . 10th year  
Career Record. . . . . 73-43  
Record at BYU . . . . . Same  
Defensive Set . . . . . Multiple  
Offensive Set. . . . . Multiple  
2025 Record. . . . . 1-0  
2025 AP Ranking/high. . . . . RV/RV  
Lettermen Returning/Lost . . . . . 44/31  
Offensive Letterman R/L . . . . . 15/15  
Defensive Lettermen R/L . . . . . 27/12  
Specialist Lettermen R/L . . . . . 2/3  
Total Starters Ret./Lost. . . . . 14/10  
Offensive Starters Ret./Lost . . . . . 6/5  
Defensive Starters Ret./Lost . . . . . 6/5  
Kicker/Punter Starters Ret./Lost . . . . . 2/0  
National Championships. . . . . 1 (1984)  
Conference Championships . . . . . 23 (last 2007)\*  
Bowl Appearances . . . . . 41  
Bowl Record . . . . . 18-22-1  
Last Bowl Appearance . . . . . 2024 Alamo Bowl  
Last Bowl Victory . . . . . 2024 Alamo Bowl W, 36-14 vs. No. 23 Colorado  
First Year of Football . . . . . 1922  
Total games played . . . . . 1,099  
All-time Record . . . . . 627-445-26 (.583)  
Total home games . . . . . 500  
All-time Home Record . . . . . 344-150-6 (.694)  
Total games at Edwards Stadium . . . . . 352  
Stadium Record. . . . . 266-86 (.756)  
Total road games . . . . . 538  
All-time Road Record. . . . . 252-267-19 (.486)  
Total neutral games . . . . . 61  
All-time Neutral Record . . . . . 32-28-1 (.533)  
Total games in the Big 12 . . . . . 18  
All-time Big 12 Record. . . . . 9-9



**BRETT PYNE**  
Assistant AD—Strategic Football Communications  
(Coach Sitake, Visiting Team)  
Office: (801) 422-4912  
Cell: (801) 367-1631  
Email: brett\_pyne@byu.edu  
@brettpyne



**KENNY COX**  
Director of Football Media Relations & Communications  
(Interview Requests, Credentials)  
Office: (801) 422-5202  
Cell: (801) 420-7703  
Email: kenny\_cox@byu.edu  
@kennycocx



**DUFF TITTLE**  
Sr. Assistant AD—Broadcast Relations  
(Sideline)  
Office: (801) 422-4910  
Cell: (801) 372-4401  
Email: duff\_tittle@byu.edu  
@duffittle

MEDIA AVAILABILITY — SUBJECT TO CHANGE

<b>MON 9/1</b> 12:00 p.m. MT Head coach Kalani Sitake availability via Zoom  12 p.m. MT Coordinators' Corner Show BYUtv.org, BYUtv App, BYUradio App, ESPN+	<b>TUE 9/2</b> 5:10 p.m. MT Offense Coaches and Players available after practice  6:30 p.m. MT BYU Football with Kalani Sitake BYUtv App, BYUtv.org, ESPN+	<b>WED 9/3</b> 5:00 p.m. MT Defense Coaches and Players available after practice	<b>THU 9/4</b> No media availability	<b>FRI 9/5</b> No media availability	<b>SAT 9/6</b> BYU vs. Stanford LaVell Edwards Stadium 8:15 p.m. MT ESPN Head coach Kalani Sitake and select players available at postgame press conference
----------------------------------------------------------------------------------------------------------------------------------------------------------------------------------------	------------------------------------------------------------------------------------------------------------------------------------------------------------------------------------------	----------------------------------------------------------------------------------------------	-----------------------------------------	-----------------------------------------	----------------------------------------------------------------------------------------------------------------------------------------------------------------------------------

View the 2025 BYU FOOTBALL ALMANAC



WEEKLY GAME NOTES

Thank you for your coverage of BYU football for the 2025 season. These game notes have been designed to provide local, regional and national media with useful information about the BYU football program, specific to this week's game. Additional information on BYU's history and tradition, along with much more in-depth team information can be found at BYUCougars.com. Should you need additional information such as photographs, video or other inquiries, please contact a member of the BYU Athletic Communications staff.

SOCIAL MEDIA

BYU Athletics X: @BYUCougars  
BYU Football X: @BYUFootball  
BYU Game Notes X: @BYUgamenotes (Follow this account for the most up-to-date notes and milestones during games)  
BYU Athletic Communications: @BYUCougarsPR (Follow this account for news and press releases)  
Instagram: BYUCougars, BYUfootball  
Facebook: BYU Football  
Head coach Kalani Sitake X: @kalanifsitake  
Use the hashtags: #BYUFootball #GoCoug

BYUCOUGARS.COM

Please visit byucougars.com for press releases, updated player and coach bios, statistics, game notes, press conference transcripts and schedules. In addition, the site features numerous video highlights, interviews and features posted daily. On game day, use BYUCougars.com/pressbox

COLLEGE PRESS BOX

Collegepressbox.com is the official media website for BYU football and all FBS schools. Users may access and download weekly game notes, quotes, statistics, media guides, headshots, logos and more for BYU and other FBS schools. Login information will be distributed to accredited media or you can apply for a password by sending an email to password@collegepressbox.com.

LIVE RADIO AND STREAMING

Listen to Greg Wrubell, Hans Olsen and Mitchell Juergens as they present radio play-by-play on BYU Radio. Broadcasts can be heard via BYU Radio SiriusXM 143/KSL Newsradio 1160 AM/102.7 FM and network affiliates in Utah and Idaho. Live audio is also streamed at BYURadio.org and on the BYU Radio App.

BYUtv PREGAME AND POSTGAME SHOWS

Watch the football pregame show Countdown to Kickoff two hours before every kickoff and after the game tune into BYU Football Postgame on BYUtv and byutv.org.

MEDIA AVAILABILITY

If you have a specific interview request for the week's availability sessions for defense and offense send to Kenny Cox (kenny\_cox@byu.edu) no later than 24 hours before each media availability session. The requests help determine the interviews for the week in the general zoom or smaller group or individual Zoom depending on the requests and the player/coach availability. Interview requests for director of athletics Tom Holmoe or any other member of the athletic administration should be directed to associate director of athletics for communications Jon McBride at jonathanmcbride@byu.edu.

POSTGAME MEDIA AVAILABILITY

After home games, postgame press conference will be conducted in person at LaVell Edwards Stadium. At the discretion of the visiting team, opponent interviews will be conducted in person in the visiting media room. Coach Sitake and select players will be available following the NCAA mandatory cooling off period. A direct video feed will also be sent to the press box from the BYU postgame press conference. A basic transcript of Sitake's comments from the postgame press conference will be provided with additional player quotes upon availability. For road games, BYU will conduct interviews in-person as directed by site host.

POLICY REMINDERS

Other than during the recognized interview times indicated, interviews and information inquiries must be initiated and arranged through the Athletic Communications office prior to being conducted. Media members should not contact directly BYU players, coaches, support staff or other athletic department personnel for any reason. Some players may not be available depending on circumstances such as classes, exams or other obligations. We support and maintain the philosophy that reports submitted via blog, Twitter or any other form of social media or mass communication should maintain the same standards of professional conduct, judgment and ethics as would any reports broadcast or published by your organization under the scrutiny of standard professional editorial guidelines and principles. We request your cooperation in our efforts to maintain a professional environment.





BYU FOOTBALL TRADITION

- Entering 2025, the Cougars rank **for No. 9 in total wins over the past 50 seasons, winning 435 games.** Only Ohio State, Alabama, Oklahoma, Georgia, Florida State, Michigan, Penn State and Nebraska have won more games.
- **BYU is No. 9 nationally in winning percentage over the last 5 seasons at 45-18 (.714).** Only Georgia, Ohio State, Alabama, Michigan, Notre Dame, Oregon, Clemson and Liberty top the Cougars' .714 mark since 2020.
- **BYU ranks No. 24 in bowl invitations with 41 games.**
- The Cougars have also spent 292 weeks in the Associated Press Top 25, **No. 34 overall in college football.**
- BYU boasts **23 total conference championships** in its history, which **ranks tied No. 17 in college football.**
- Players at BYU have **won the Heisman Trophy (1),** Maxwell Award (1), Doak Walker Award (1), Outland Trophy (2), Sammy Baugh (7) and Davey O'Brien Awards (4). Only Ohio State, Penn State and Alabama have also won each of those awards.
- BYU has had **14 consensus All-Americans** and touts **seven College Football Hall of Fame members**, including legendary head coach LaVell Edwards.
- **BYU won the 1984 National Championship**, one of just 42 schools to claim a title.
- The Cougars have **18 players currently on NFL rosters.** Those 18 include **Fred Warner (49ers)**, who just signed a three-year 63-million dollar extension, making him the league's highest paid linebacker again. **Wide receiver Puka Nacua (Rams)**, followed up his record-setting rookie year with 990 receiving yards in just 11 games due to injury. He has caught 184 balls for 2,476 yards his first two years in the NFL.
- **Kansas City head coach Andy Reid is also a BYU football alum** (78-80), playing offensive line for the Cougars and getting his coaching start under LaVell Edwards. Reid is coming off of three consecutive Super Bowl appearances, winning back-to-back Super Bowl rings before coming up short of a third last season. Reid is the NFL's active leader with 273 career regular-season wins, 28 postseason wins and is **No. 4 in all-time wins in the NFL.**

FORMER PLAYERS ON STAFF

There are 15 former BYU football players on the football and athletic administration staff. Members of the staff were part of Cougar teams that won the 1980 "Miracle Bowl," the 1984 National Championship, 1996 Cotton Bowl along with many other accolades.

Kalani Sitake	RB/FB	1994, 97-00	Head Football Coach
Chad Lewis	TE	1993-96	Associate AD/Development
Lee Johnson	P	1980-84	Assistant Development Director
Robbie Bosco	QB	1981-85	Varsity Club/Development
Aaron Roderick	WR	1996-98	Pass Game Coordinator/Quarterbacks
Kevin Gilbride	QB	1998	Tight Ends
Jernaro Gilford	DB	1999-03	Cornerbacks
Justin Ena	LB	1997-01	Linebackers
Kelly Poppinga	LB	2006-07	Special Teams Coordinator/DE
Harvey Unga	RB	2006-09	Running backs
Jack Damuni	DB	1993-94	Director of Football Relations
Vince Feula	DL	2004-05	Director of Recruiting
Gavin Fowler	DB	2011, 14-18	Assistant Safeties Coach
Coleby Clawson	LB	2008-09	Director of FB Athletic Performance
Terrance Motley	OL	2011	Director of FB Rehabilitation

LEADERSHIP COUNCIL

BYU named its captains and co-captains to make up the team's leadership council prior to the season opener.

CAPTAINS

RB LJ Martin,  
WR Chase Roberts  
LB Jack Kelly  
DT Keanu Tanuvasa  
S Tanner Wall

CO-CAPTAINS

QB Bear Bachmeier, OL Andrew Gentry, OL Weylin Lapuaho, OL Bruce Mitchell, TE Carsen Ryan, S Talan Alfrey, CB Mory Bamba, S Raider Damuni, LB Isaiah Glasker, DE Logan Lutui, DT John Taumoepeau and K Will Ferrin.

REMEMBERING LAVELL EDWARDS

Legendary BYU head football coach LaVell Edwards passed away Dec. 29, 2016 at the age of 86 surrounded by his wife Patti and their family.

Edwards, a coaching icon in college football, led the Cougars for **29 seasons from 1972 to 2000. He amassed 257 victories**, which ranks eighth in NCAA Division I history. In addition, Edwards led BYU to the **1984 National Championship** and was inducted into the **College Football Hall of Fame** in 2004. Before Edwards, BYU had won just 173 games in over 49 seasons and had never been to a bowl game. Since Edwards, the Cougars have won **455 games and attended 41 bowl games.**


Known for his stoic sideline demeanor and quick-witted humor, Edwards was once labeled by USA Today as a "national coaching treasure." Beloved not only in coaching circles and all of Cougar Nation, but especially by the many hundreds of players under his tutelage, including current head coach Kalani Sitake who was a fullback and team captain for the Cougars.



LAVELL EDWARDS STADIUM

LaVell Edwards Stadium with its 62,073-seat capacity is home to BYU football. Originally Cougar Stadium, it was built in 1964 and seated 30,000. It was expanded in 1982 to seat 65,000 permanent seats before official capacity became 63,470 after various refurbishments. In 2024, new seating renovations and other upgrades changed capacity to 62,073. It was renamed LaVell Edwards Stadium in 2000 at Coach Edwards' final home game of his career.  
**Stadium record: 266-86 (.756) 2025: 1-0**





**SHANE REESE**  
University President

C. Shane Reese began his tenure as the 14th president of Brigham Young University on May 1, 2023. Prior to his appointment, he served as BYU Academic Vice President from 2019 to 2023, and dean of the BYU College of Physical and Mathematical Sciences from 2017 to 2019. Reese also serves as a member of the Department of Statistics faculty and an elected fellow of the American Statistical Association.

**BYU**  
**150**

October 2025 marks the 150th anniversary of the founding of Brigham Young University. As a campus community, we are excited to both honor our past and envision our future, to remember the many people who have built this school into what it is, and to celebrate and share the divine gifts of light that BYU cultivates in all of us. For all things BYU 150, visit [150.byu.edu](https://150.byu.edu).



**BYU'S HISTORY**

The establishment of the Brigham Young Academy in 1875 offered an academically stimulating and gospel-oriented education to 29 students. The one-acre school grounds presided over by Karl G. Maeser have since developed into nearly 600 acres and more than 300 buildings. From its inception, the goal of Brigham Young University has been to offer "a new kind of education" for Zion, one based on precepts "revealed by the Lord," as Maeser once remarked. Today, BYU provides an outstanding education in an atmosphere consistent with the standards and principles of its sponsor, The Church of Jesus Christ of Latter-day Saints. The University is widely recognized for its deep commitments to inspired religious values and rigorous intellectual learning.



**BYU MISSION STATEMENT**

The mission of Brigham Young University — founded, supported, and guided by The Church of Jesus Christ of Latter-day Saints — is to assist individuals in their quest for perfection and eternal life. That assistance should provide a period of intensive learning in a stimulating setting where a commitment to excellence is expected and the full realization of human potential is pursued.

All instruction, programs, and services at BYU, including a wide variety of extracurricular experiences, should make their own contribution toward the balanced development of the total person. Such a broadly prepared individual will not only be capable of meeting personal challenge and change but will also bring strength to others in the tasks of home and family life, social relationships, civic duty, and service to mankind.

**AIMS OF A BYU EDUCATION**

BYU seeks to develop students of faith, intellect, and character who have the skills and the desire to continue learning and to serve others throughout their lives. These are the common aims of all education at BYU. Both those who teach in the classroom and those who direct activities outside the classroom are responsible for contributing to this complete educational vision. A BYU education should be:

- Spiritually Strengthening
- Intellectually Enlarging
- Character Building
- Leading to Lifelong Learning and Service

**MISSIONARY SERVICE**

Brigham Young University is owned and operated by The Church of Jesus Christ of Latter-day Saints and the missionary program is one of its most recognized characteristics. Latter-day Saint missionaries can be seen on the streets of hundreds of major cities in the world as well as in thousands of smaller communities.

The missionary effort is based on the New Testament pattern of missionaries serving in pairs, teaching the gospel and baptizing believers in the name of Jesus Christ (see, for example, the work of Peter and John in the book of Acts).

**56 members of the current team have served a Latter-Day Saint mission.** Members of the team have served in **22 different countries**, speak as **more than 10 languages** and have served on **six of the seven continents around the globe**. BYU currently has several members of the team (previous signees or on roster) that are currently serving in the mission field.

More than **74,000 full-time missionaries** are serving missions for The Church of Jesus Christ of Latter-day Saints. Most missionaries are young people under the age of 25, serving in **407 missions throughout the world**.

**2025 MISSIONARIES ON TEAM**

Brigham Alexander	Buenos Aires, Argentina - Spanish
Berkley Alfrey	Buenos Aires, Argentina - Spanish
Talan Alfrey	Uruguay - Spanish
Siosefa Brown	New York, New York
Crew Clark	Mesa, Arizona
Hunter Clegg	Armenia/Georgia - Armenian
Cole Clement	Praia, Cape Verde - Portuguese
Jovesa Damuni	Santiago, Chile - Spanish
Raider Damuni	Oakland, California - Tongan
Cannon DeVries	Houston, Texas
Joseph Douglas	Osorno, Chile - Spanish
Matthias Dunn	Cordoba, Argentina - Spanish
Ethan Erickson	Tokyo, Japan - Japanese
Will Ferrin	Vancouver, Canada
Lucky Finau	Birmingham, Alabama
Andrew Gentry	Orem, Utah - Spanish
Isaiah Glasker	Montevideo, Uruguay - Spanish
Jake Griffin	Durban, South Africa
Cole Hagen	Washington, DC - Spanish
Cody Hagen	San Bernardino, California - Mandarin
Sione Hingano	Roseville, California
Jarinn Kalama	Mexico - Spanish
Ace Kaufusi	San Jose, California
Justin Kirkland	Honolulu, Hawaii
Kason Krebs	Boston, Massachusetts - Portuguese
Jeff Lewis	Cauayan, Philippines - Tagalog
Austin Leausa	Cauayan, Philippines - Tagalog
Logan Lutui	Auckland, New Zealand - Tongan
Orion Maile-Kaufusi	Oakland, California
Sonny Makasini	Nuku'alofa, Tonga - Tongan
Marcus McKenzie	Little Rock, Arkansas
Dominique McKenzie	Atlanta, Georgia
Maverick McManus	Washington, DC
Charles Miska	San Francisco, California - Spanish
Bruce Mitchell	Seattle, Washington
Sione Moa	Kingston, Jamaica - Patwa
Noah Moeaki	Belem, Brazil - Portuguese
Enoch Nawahine	Lusaka, Zambia - Chichewa
Keayen Nead	Santiago, Chile - Spanish
Trevor Pay	Birmingham, Alabama
Logan Payne	Cali, Columbia - Spanish
Viliani Po'uha	Birmingham, Alabama
Rowan Reay	Rome, Italy - Italian
Preston Rex	Osorno, Chile - Spanish
Chase Roberts	Calgary, Canada - Tagalog
Trey Roberts	Raleigh, NC/Cochabamba, Bolivia - Spanish
Bodie Schoonover	Cape Town, South Africa
Fuller Shurtz	Veracruz, Mexico - Spanish
Keanu Tanuvasa	Provo, Utah
Ethan Thomason	Independence, Missouri
Payton Vansteenkiste	St. Louis, Missouri
Tanner Wall	Maceio, Brazil - Portuguese
Pierson Watson	Buenos Aires, Argentina - Spanish
Ethan Wood	Merida, Mexico - Spanish
Will Zundel	Luanda, Angola - Portuguese

**COACHES WHO SERVED MISSIONS**

Kalani Sitake	Oakland, California
Jay Hill	Puerto Rico - Spanish
Aaron Roderick	Bogota, Colombia - Spanish
Fesi Sitake	Riverside, California
Kelly Poppinga	Ecuador - Spanish
Sione Po'uha	Pittsburgh, Pennsylvania



Linebacker Ace Kaufusi served in San Jose, California





BIG 12 STANDINGS

TEAM	BIG 12	PCT.	HOME	AWAY	NEUTRAL	STREAK	OVERALL	PCT.	HOME	AWAY	NEUTRAL	STREAK
Iowa State	1-0	1.000	0-0	0-0	1-0	W1	2-0	1.000	1-0	0-0	1-0	W2
Kansas	0-0	.000	0-0	0-0	0-0		2-0	1.000	2-0	0-0	0-0	W2
Arizona	0-0	.000	0-0	0-0	0-0		1-0	1.000	1-0	0-0	0-0	W1
Arizona State	0-0	.000	0-0	0-0	0-0		1-0	1.000	1-0	0-0	0-0	W1
BYU	0-0	.000	0-0	0-0	0-0		1-0	1.000	1-0	0-0	0-0	W1
UCF	0-0	.000	0-0	0-0	0-0		1-0	1.000	1-0	0-0	0-0	W1
Houston	0-0	.000	0-0	0-0	0-0		1-0	1.000	1-0	0-0	0-0	W1
Oklahoma State	0-0	.000	0-0	0-0	0-0		1-0	1.000	1-0	0-0	0-0	W1
Texas Tech	0-0	.000	0-0	0-0	0-0		1-0	1.000	1-0	0-0	0-0	W1
Utah	0-0	.000	0-0	0-0	0-0		1-0	1.000	0-0	1-0	0-0	W1
West Virginia	0-0	.000	0-0	0-0	0-0		1-0	1.000	1-0	0-0	0-0	W1
TCU	0-0	.000	0-0	0-0	0-0		0-0	.000	0-0	0-0	0-0	
Baylor	0-0	.000	0-0	0-0	0-0		0-1	.000	0-1	0-0	0-0	L1
Cincinnati	0-0	.000	0-0	0-0	0-0		0-1	.000	0-1	0-0	0-0	L1
Colorado	0-0	.000	0-0	0-0	0-0		0-1	.000	0-1	0-0	0-0	L1
Kansas State	0-1	.000	0-0	0-0	0-1	L1	1-1	.500	1-0	0-0	0-1	W1

BIG 12 BIOGRAPHY

The Big 12 enters its 30th year as one of the nation’s premier conferences in college athletics under the leadership of Commissioner Brett Yor-mark. Since joining the Conference in August 2022, Yormark has elevated the Big 12 to new heights, emphasizing marketing, brand building and instilling an innovative strategy that has resonated across the college athletics landscape.

The Conference is composed of 16 universities spanning 10 states and four time zones. The Big 12 members include Arizona, Arizona State, Baylor, BYU, UCF, Cincinnati, Colorado, Houston, Iowa State, Kansas, Kansas State, Oklahoma State, TCU, Texas Tech, Utah and West Virginia.

The Big 12 began play in 1996 and is the home of 91 team NCAA national championships, and 775 individual national champions. The Big 12 Conference office is located in Irving, Texas.

2025 COLLEGE FOOTBALL RANKINGS (AP, COACHES)

AP Top 25					AFCA Coaches Poll				
RK	TEAM	REC	PTS	TREND	RK	TEAM	REC	PTS	TREND
1	Texas (25)	0-0	1552	NR	1	Texas (28)	0-0	1606	NR
2	Penn State (23)	0-0	1547	NR	2	Ohio State (20)	0-0	1565	NR
3	Ohio State (11)	0-0	1472	NR	3	Penn State (14)	0-0	1525	NR
4	Clemson (4)	0-0	1398	NR	4	Georgia (3)	0-0	1466	NR
5	Georgia (1)	0-0	1331	NR	5	Notre Dame	0-0	1360	NR
6	Notre Dame	0-0	1325	NR	6	Clemson (2)	0-0	1324	NR
7	Oregon (1)	0-0	1236	NR	7	Oregon	0-0	1307	NR
8	Alabama	0-0	1179	NR	8	Alabama	0-0	1210	NR
9	LSU	0-0	1174	NR	9	LSU	0-0	1056	NR
10	Miami	0-0	889	NR	10	Miami	0-0	823	NR
11	Arizona State	0-0	791	NR	11	Arizona State	0-0	806	NR
12	Illinois	0-0	713	NR	12	Illinois	0-0	734	NR
13	South Carolina	0-0	667	NR	13	South Carolina	0-0	665	NR
14	Michigan	0-0	662	NR	14	Michigan	0-0	580	NR
15	Florida	0-0	626	NR	15	Ole Miss	0-0	573	NR
16	SMU	0-0	565	NR	16	SMU	0-0	555	NR
17	Kansas State	0-0	512	NR	17	Florida	0-0	498	NR
18	Oklahoma	0-0	463	NR	18	Tennessee	0-0	492	NR
19	Texas A&M	0-0	434	NR	19	Indiana	0-0	460	NR
20	Indiana	0-0	423	NR	20	Kansas State	0-0	438	NR
21	Ole Miss	0-0	370	NR	21	Iowa State	0-0	392	NR
22	Iowa State	0-0	309	NR	21	Texas A&M	0-0	392	NR
23	Texas Tech	0-0	274	NR	23	BYU	0-0	287	NR
24	Tennessee	0-0	192	NR	24	Texas Tech	0-0	261	NR
25	Boise State	0-0	191	NR	25	Boise State	0-0	246	NR

Others receiving votes: BYU 156, Utah 144, Baylor 132, Louisville 90, USC 64, Georgia Tech 63, Missouri 33, Tulane 23, Nebraska 23, UNLV 21, Toledo 13, Auburn 10, James Madison 9, Memphis 9, Florida State 8, Duke 6, Navy 5, Liberty 5, Iowa 5, TCU 4, Pittsburgh 3, Army 2, Louisiana 1, Colorado 1

Others receiving votes: Oklahoma 221, Missouri 142, Louisville 126, USC 116, Utah 86, Baylor 76, Auburn 50, Iowa 49, Memphis 34, Army 33, Tulane 31, Georgia Tech 27, TCU 24, Nebraska 19, Syracuse 16, Washington 15, Navy 14, Arkansas 14, Duke 12, Colorado 12, Minnesota 11, UNLV 8, Florida State 8, Kansas 6, Vanderbilt 3, Buffalo 1



# STANFORD CARDINAL

Saturday, Sept. 6 • ESPN  
LaVell Edwards Stadium (62,073) • Provo, Utah

GENERAL INFO

Established: 1891  
Location: Stanford, California  
Enrollment: 17,529  
President: Jonathan Levin  
Athletic Director: Bernard Muir  
Stadium/Capacity: Stanford Stadium  
School Colors: Cardinal and White  
Nickname: Cardinal  
Conference: ACC  
2024 Record: 3-9  
Conference Record/Finish: 2-6, 16th in ACC  
All-time record: 670-497-49  
BYU's record in series: 1-2  
Last time: BYU won 35-26 in 2022

COACHING STAFF

Interim Head Coach: Frank Reich  
(Entering 1st year)  
Record at Stanford: First Year  
Overall Record: Same

Assistant Coaches

- Nate Byham
- OC/Tight Ends
- Andy Thompson
- Assistant HC/Co-DC/Inside Linebackers
- Bobby April
- DC/Outside Linebackers
- Malcolm Agnew
- Running Backs
- Tyler Osborne
- WR/Passing Game Coord./Assistant QBs
- Ross Kolodziej
- Defensive Line
- Paul Williams
- Defensive Back
- Al Netter
- Offensive Line
- Kodi Whitfield
- Safeties
- Thomas Merkle
- Quarterbacks

BYU-Stanford Series

4th meeting (1-2)  
Last time  
2022, BYU won 35-26 at Stanford

Did you know?

The last time Stanford visited Provo, BYU also started a true freshman quarterback. In 2003, John Beck made his first start as a Cougar. Stanford won 18-14 at LaVell Edwards Stadium.

STANFORD 2025 SCHEDULE

Date	Opponent	Result/Location
8/23	at Hawaii	L 23-20
9/6	at BYU	Provo, UT
9/13	Boston College	Stanford, CA
9/20	at Virginia	Charlottesville, VA
9/27	San Jose State	Stanford, CA
10/11	at SMU	Dallas, TX
10/18	Florida State	Provo, UT
10/25	at Miami	Miami, FL
11/1	Pittsburgh	Stanford, CA
11/8	at North Carolina	Chapel Hill, NC
11/22	Cal	Stanford, CA
11/29	Notre Dame	Stanford, CA

Statistic	National Rank	Conference Rank	Value	National Leader	Value	Conference Leader	Value
3rd Down Conversion Pct (131 ranked)	47	6	0.471	Southern California	0.857	Boston College Louisville	0.667 0.667
3rd Down Conversion Pct Defense (132 ranked)	55	6	0.300	Wisconsin	0.000	Virginia	0.071
4th Down Conversion Pct (98 ranked)	1	1	1.000	43 teams tied	1.000	5 teams tied	1.000
4th Down Conversion Pct Defense (97 ranked)	1	1	0.000	45 teams tied	0.000	8 teams tied	0.000
Blocked Kicks (2 ranked)				James Madison	2	Boston College Duke Virginia	1 1 1
Blocked Kicks Allowed (132 ranked)	119	14	1	118 teams tied	0	13 teams tied	0
Blocked Punts (2 ranked)				James Madison	2	Boston College Duke Virginia	1 1 1
Blocked Punts Allowed (129 ranked)	1	1	0	128 teams tied	0	16 teams tied	0
Completion Percentage (132 ranked)	118	14	0.500	Southern California	0.889	Boston College	0.795
Defensive TDs (2 ranked)	2	2	1	SMU	2	SMU	2
Fewest Penalties (132 ranked)	74	10	7	Florida	0	Boston College	1
Fewest Penalties Per Game (130 ranked)	75	10	7.00	Boston College New Mexico	1.00 1.00	Boston College	1.00
Fewest Penalty Yards (132 ranked)	104	13	70	Florida	0	Boston College Duke	15 15
Fewest Penalty Yards Per Game (131 ranked)	108	13	70.00	New Mexico	5.00	Boston College Duke	15.00 15.00
First Downs Defense (132 ranked)	83	14	20	Florida	2	Pittsburgh	8
First Downs Offense (131 ranked)	67	8	21	Kansas	54	Louisville	28
Fumbles Lost (132 ranked)	1	1	0	86 teams tied	0	11 teams tied	0
Fumbles Recovered (15 ranked)	15	3	1	Kansas St. South Alabama South Fla.	3 3 3	Clemson Virginia	2 2
Kickoff Return Defense (132 ranked)	98	13	21.00	33 teams tied	0.00	6 teams tied	0.00
Kickoff Returns (97 ranked)	84	9	15.67	Virginia	100.00	Virginia	100.00
Net Punting (127 ranked)	78	12	28.75	UConn	53.00	Virginia	50.33
Passes Had Intercepted (132 ranked)	79	8	1	78 teams tied	0	7 teams tied	0
Passes Intercepted (20 ranked)				Maryland	6	SMU	2
Passing Offense (132 ranked)	117	16	109.0	Boston College	458.0	Boston College	458.0
Passing Yards Allowed (132 ranked)	83	9	210.0	Washington St.	33.0	Louisville	76.0
Passing Yards per Completion (132 ranked)	126	16	7.27	Air Force	26.50	Florida St.	16.89
Punt Return Defense (132 ranked)	112	14	10.00	Purdue	-3.00	8 teams tied	0.00
Punt Returns (132 ranked)	70	11	4.00	Iowa St.	58.50	California	24.33
Red Zone Defense (70 ranked)	70	7	1.000	21 teams tied	0.000	SMU Virginia	0.500 0.500
Red Zone Offense (123 ranked)	85	9	0.750	68 teams tied	1.000	5 teams tied	1.000
Rushing Defense (132 ranked)	51	9	96.0	BYU	-5.0	Boston College	16.0
Rushing Offense (132 ranked)	58	4	177.0	BYU	468.0	Georgia Tech	320.0
Sacks Allowed (132 ranked)	34	4	1.00	32 teams tied	0.00	California Louisville Virginia	0.00 0.00 0.00
Scoring Defense (132 ranked)	87	13	23.0	10 teams tied	0.0	Virginia	7.0
Scoring Offense (129 ranked)	85	13	20.0	Southern California	73.0	Boston College	66.0
Tackles for Loss Allowed (129 ranked)	5	2	2.00	4 teams tied	1.00	Louisville	1.00
Team Passing Efficiency (132 ranked)	125	16	73.85	Air Force	288.40	Boston College	220.44
Team Passing Efficiency Defense (132 ranked)	88	10	128.10	San Diego St.	51.46	Wake Forest	74.29
Team Sacks (112 ranked)	8	1	4.00	Air Force UTEP	6.00 6.00	4 teams tied	4.00
Team Tackles for Loss (130 ranked)	75	12	5.0	Southern California	13.0	Duke Pittsburgh	10.0 10.0
Time of Possession (132 ranked)	14	1	36:07	Indiana	41:28	Stanford	36:07
Total Defense (132 ranked)	61	7	306.0	BYU	51.0	Louisville	150.0
Total Offense (132 ranked)	107	15	285.0	Ole Miss	695.0	Boston College	555.0
Turnover Margin (132 ranked)	55	6	0.00	Maryland	6.00	Virginia	3.00
Turnovers Gained (47 ranked)	47	6	1	Maryland	6	SMU Virginia	3 3
Turnovers Lost (130 ranked)	55	6	1	54 teams tied	0	5 teams tied	0
Winning Percentage (89 ranked)	89	13	0.000	85 teams tied	1.000	12 teams tied	1.000

NUMERICAL ROSTER		#	NAME	POS.	HT.	WT.	YR.	HOMETOWN/LAST SCHOOL
0	Johnson, Evan	CB	13	Akane, Tausili	DE	6-3	235	R-So. Laie, HI / Texas
0	Nacua, Tei	WR	1	Alexander III, Therrian	CB	6-2	175	So. Ellenwood, GA / Southwest Dekalb HS
1	Alexander III, Therrian	CB	65	Alexander, Brigham	OL	6-5	320	Fr. San Tan Valley, AZ / Benjamin Franklin HS
2	Kabeya, Jonathan	CB	30	Alford, Max	LB	6-1	230	Jr. Park City, UT / Park City HS
2	Roberts, Chase	WR	47	Alfrey, Berkeley	LB	6-0	230	Fr. Auburn, WA / Auburn Mountainview HS
3	Damuni, Raider	S	25	Alfrey, Talan	S	6-2	205	R-Sr. Auburn, WA / Auburn Mountainview HS
3	Hillstead, McCae	QB	44	Asiata, Ephraim	LB	6-3	210	So. West Valley, UT / Herriman HS
4	Bamba, Mory	CB	47	Bachmeier, Bear	QB	6-2	220	Fr. Murrieta, CA / Stanford
4	Martin, LJ	RB	19	Bachmeier, Tiger	WR	6-1	190	Jr. Murrieta, CA / Stanford
5	Hagen, Cody	WR	4	Bamba, Mory	CB	6-3	190	R-Sr. Menomonee Falls, WI / Tyler JC
5	Taumoepeau, Nusi	DE	15	Beasley, Tayvion	QB	5-10	180	Jr. Inglewood, CA / San Diego State
7	Lutui, Logan	DE	10	Bourguet, Treyson	QB	6-2	205	R-Jr. Tucson, AZ / Western Michigan
10	Bourguet, Treyson	QB	72	Brown, Joe	OL	6-4	305	R-Fr. Cedar Hills, UT / Lone Peak HS
10	Maile-Kaufusi, Orion	DE	59	Brown, Siosefa	DE	6-4	230	Fr. Salt Lake City, UT / Highland HS
11	Kingston, Parker	WR	33	Bryant-Strother, Choe	LB	6-3	240	R-Sr. Atlanta, GA / UCLA
11	Satuala, Faletau	WR	79	Chidester, Kaden	OL	6-8	325	R-So. Richfield, UT / Richfield HS
12	Rex, Preston	RB	39	Clark, Crew	S	6-1	195	Fr. Sugar City, ID / Sugar-Salem HS
13	Akane, Tausili	DE	90	Clegg, Hunter	DE	6-4	248	Fr. American Fork, UT / American Fork HS
13	Phillips, Jojo	WR	86	Clement, Cole	TE	6-4	240	Fr. Springville, UT / Springville HS
15	Beasley, Tayvion	CB	26	Criss, Jordyn	CB	6-2	165	Fr. Arlington, TX / Sequin HS
15	Waller III, Lamason	WR	28	Damuni, Jovesa	RB	6-0	190	R-Fr. Providence, UT / Ridgeline HS
16	Gelman, Emerson	LB	3	Damuni, Raider	S	6-1	205	Jr. Provo, UT / Timpiw HS
16	Glasker, Isaiah	QB	20	DeVries, Cannon	CB	6-0	185	Fr. North Ogden, UT / Weber HS
17	Hagen, Cole	QB	31	Doe, Kevin	CB	6-3	205	R-So. Salt Lake City, UT / East HS
17	Kelly, Jack	LB	37	Douglas, Joseph	S	6-2	205	Fr. Stansbury Park, UT / Tooele HS
18	Frischnecht, Reggie	WR	29	Dunlap, Jayden	CB	6-0	185	R-Sr. Carson, CA / Cerritos College
18	Kaufusi, Ace	LB	97	Dunn, Matthias	K	6-0	200	R-Jr. Heber City, UT / Wasatch HS
19	Bachmeier, Tiger	WR	87	Erickson, Ethan	TE	6-5	245	R-Sr. Laie, HI / Kahuku HS
20	DeVries, Cannon	CB	54	Esera, Siale	LB	6-3	245	R-So. Provo, UT / Timpiw HS
20	Ryan, Carsen	TE	44	Ferrin, Will	K	6-3	175	R-Sr. Kaysville, UT / Boise State
21	Hall, Miles	LB	99	Fetuli, Ulavai	DT	6-4	275	Fr. Laie, HI / La Habra HS
21	Nawahine, Enoch	RB	41	Finau, Lucky	RB	5-11	230	R-So. Sandy, UT / Alta HS
21	Prassas, Tommy	S	97	Fonohema, Kinilau	DE	6-5	240	R-Fr. Mapleton, UT / Springville HS
22	Roberts, Trey	WR	18	Frischnecht, Reggie	WR	6-4	200	So. Ephraim, UT / Weber State/Snow College
23	Watson, Pierson	LB	16	Gelman, Emerson	QB	6-3	200	Fr. Bountiful, UT / Bountiful HS
24	VanSteenkiste, Payton	S	75	Gentry, Andrew	OL	6-8	315	R-Jr. Littleton, CO / Michigan
24	Wood, Ethan	TE	16	Glasker, Isaiah	LB	6-5	240	R-Jr. South Jordan, UT/Bingham HS
25	Alfrey, Talan	TE	77	Griffin, Jake	OL	6-5	305	R-So. Mesa, AZ / Red Mountain HS
26	Criss, Jordyn	S	26	Grimes, Garrison	LS	6-2	220	R-Sr. American Fork, UT / Baylor
26	Grimes, Garrison	LS	5	Hagen, Cody	WR	6-1	185	So. Draper, UT / Corner Canyon HS
27	Leach, Matthias	S	17	Hagen, Cole	QB	6-1	185	R-So. Draper, UT / Corner Canyon HS
28	Damuni, Jovesa	RB	21	Hall, Miles	LB	6-1	230	R-So. St. George, UT / Skyline HS
28	Wall, Tanner	S	3	Hillstead, McCae	QB	5-10	195	R-So. Lehi, UT / Utah State
29	Dunlap, Jayden	CB	66	Hingano, Sione	OL	6-5	300	R-Fr. Chandler, AZ / Chandler HS
29	Reay, Rowan	WR	71	Jatta, Isiah	OL	6-6	315	R-Sr. San Diego, CA / Colorado
30	Alford, Max	LB	0	Johnson, Evan	CB	6-0	185	R-Jr. Monterey, CA / Stevenson HS
30	Moa, Sione	CB	2	Kabeya, Jonathan	CB	5-10	177	So. Richland Hills, TX / Nelson HS
31	Doe, Kevin	CB	35	Kalama, Jarinn	S	6-3	205	R-Fr. Hurricane, UT / Wasatch HS
31	Shurtz, Fuller	P	18	Kaufusi, Ace	LB	6-4	237	R-So. Kahuku, HI / Kahuku HS
32	McKenzie, Marcus	CB	34	Kaufusi, Maika	LB	6-3	235	R-So. Cottonwood Heights, UT / Alta HS
32	Zundel, Will	TE	88	Kelleher, Tucker	TE	6-6	225	Fr. Alpharetta, GA / Alpharetta HS
33	Bryant-Strother, Choe	LB	17	Kelly, Jack	LB	6-2	242	R-Sr. Kearns, UT / Weber State
34	Kaufusi, Maika	LB	84	Keone, Kila	WR	6-3	175	Fr. Honolulu, HI / Moanalua HS
34	Miska, Charlie	RB	11	Kingston, Parker	WR	5-11	185	R-Jr. Layton, UT / Roy HS
35	Kalama, Jarinn	S	96	Kirkland, Justin	DT	6-3	340	Sr. West Haven, UT / Oklahoma State
35	Vander Haar, Sam	P	36	Krebs, Kason	RB	6-0	220	R-So. Peoria, AZ / Mission Viejo HS
36	Krebs, Kason	RB	61	Lapuaaho, Weylin	OL	6-4	310	Sr. South Jordan, UT / Utah State
37	Douglas, Joseph	S	93	Latu-Finau, Kelepi	DT	6-5	280	Fr. Oakland, CA / Alameda HS
38	Payne, Logan	RB	59	Latu-Finau, Siosua	OL	6-5	310	Fr. Oakland, CA / Alameda HS
39	Clark, Crew	S	27	Leach, Matthias	S	6-3	180	R-Fr. Fort Worth, TX / Chisolm Trails HS
41	Finau, Lucky	RB	55	Leausa, Austin	OL	6-5	315	Sr. Jordan, UT / Southern Utah
43	Payne, Tyler	LS	76	Lewis, Jeff	OL	6-6	295	Fr. Orem, UT / Orem HS
43	Smith, Ty	LB	7	Lutui, Logan	DE	6-2	260	R-Sr. West Valley City, UT / Weber State/Hunter HS
44	Tuakoi, Naki	LB	10	Maile-Kaufusi, Orion	DE	6-3	245	R-Fr. Salt Lake City, UT / East HS
44	Asiata, Ephraim	LB	51	Makasini, Sonny	OL	6-4	315	R-Jr. Provo, UT / Timpiw HS
44	Ferrin, Will	K	4	Martin, LJ	RB	6-2	220	Jr. El Paso, TX / Canutillo HS
45	Nead, Keayen	TE	89	McKenzie, Dominique	WR	5-11	180	R-Fr. St. George, UT / Pine View HS
45	Po'uha, Villami	DE	32	McKenzie, Marcus	CB	5-11	185	R-So. St. George, UT / Pine View HS
46	Wall, Kendal	DT	50	McManus, Maverick	DT	6-5	270	Fr. Saratoga Springs, UT / Westlake HS
47	Alfrey, Berkeley	LB	34	Miska, Charlie	RB	5-11	215	R-Fr. Lorton, VA / South County HS
47	Bachmeier, Bear	QB	63	Mitchell, Bruce	OL	6-4	305	R-Jr. Kamas, UT/South Summit HS
48	Schoonover, Bodie	DE	30	Moa, Sione	RB	5-10	215	So. Victorville, CA / Timpiw HS
50	McManus, Maverick	DT	82	Moeaki, Noah	TE	6-3	245	R-Fr. American Fork, UT / American Fork HS
51	Makasini, Sonny	OL	0	Nacua, Tei	WR	6-2	185	R-Fr. Provo, UT / Timpiw HS
52	Tautua, Vincent	DE	21	Nawahine, Enoch	RB	5-10	205	R-Sr. Kahuku, HI / Utah State
54	Esera, Siale	LB	45	Nead, Keayen	TE	6-5	265	Jr. Sugar City, ID / New Mexico
55	Leausa, Austin	OL	80	Nye, Jacob	TE	6-5	235	Fr. Melissa, TX / Melissa HS
55	Taumoepeau, John	DT	85	Olsen, Anthony	TE	6-4	250	R-Jr. Salt Lake City, UT / Olympus HS
57	Tanuvasa, Keanu	DT	74	Ostler, Trevin	OL	6-4	320	R-Jr. Bountiful, UT / Bountiful HS
59	Brown, Siosefa	DE	72	Pakofe, Kaufusi	DT	6-3	345	Sr. Kahuku, HI / Weber State
59	Latu-Finau, Siosua	OL	67	Pay, Trevor	OL	6-3	295	R-Fr. Highland, UT / Lone Peak HS
61	Lapuaaho, Weylin	OL	38	Payne, Logan	RB	5-10	210	Fr. Pleasant View, UT / Weber HS
63	Mitchell, Bruce	OL	42	Payne, Tyler	LB	6-1	220	Fr. Pleasant View, UT / Weber HS
64	Starcioc, Kyle	OL	13	Phillips, Jojo	WR	6-5	205	R-So. Lancaster, CA / Sierra Canyon HS
65	Alexander, Brigham	OL	45	Po'uha, Villami	DE	6-3	270	So. South Jordan, UT / Bingham HS
66	Hingano, Sione	OL	22	Prassas, Tommy	S	6-2	195	So. Chandler, AZ / Basha HS
66	Pay, Trevor	OL	95	Puefua, Alvin	DT	6-5	310	So. Salt Lake City, UT / Hawaii
70	Williams, Andrew	OL	94	Purcell, Anisi	DT	6-3	305	R-Jr. West Bountiful, UT / Southern Utah
70	Tupou, Ikinasio	OL	29	Reay, Rowan	WR	6-4	190	Jr. Provo, UT / Timpiw HS
71	Jatta, Isiah	OL	12	Rex, Preston	RB	6-0	195	R-So. San Clemente, CA / San Clemente HS
72	Brown, Joe	OL	2	Roberts, Chase	WR	6-4	210	R-Sr. Highland, UT / American Fork HS
72	Pakofe, Kaufusi	DT	22	Roberts, Trey	WR	6-1	185	Fr. American Fork, UT / American Fork HS
74	Ostler, Trevin	DT	20	Ryan, Carsen	TE	6-4	250	R-Sr. Orem, UT / Utah
75	Gentry, Andrew	OL	11	Satuala, Faletau	S	6-4	210	So. Bountiful, UT / Bountiful HS
76	Lewis, Jeff	OL	48	Schoonover, Bodie	DE	6-3	265	R-Jr. American Fork, UT / American Fork HS
77	Griffin, Jake	OL	64	Starcioc, Kyle	OL	6-4	310	R-Jr. Peoria, AZ / Southern Utah
78	Thomason, Ethan	OL	31	Shurtz, Fuller	P	5-11	179	So. Katy TX / Katy HS
79	Chidester, Kaden	OL	43	Smith, Ty	LS	6-0	195	R-Fr. Gilbert, AZ / Highland HS
80	Nye, Jacob	TE	57	Tanuvasa, Keanu	DT	6-4	300	R-Jr. Mission Viejo, CA / Utah
82	Moeaki, Noah	TE	55	Taumoepeau, John	DT	6-2	300	Sr. Renton, WA / Snow College
84	Keone, Kila	WR	5	Taumoepeau, Nusi	DE	6-3	245	Fr. Saratoga Springs, UT / Westlake HS
85	Olsen, Anthony	TE	52	Tautua, Vincent	DE	6-3	260	Fr. Ewa Beach, HI / Saint Louis HS
86	Clement, Cole	TE	78	Thomason, Ethan	OL	6-8	305	Fr. Fort Collins, CO / Richmond Hills HS
87	Erickson, Ethan	TE	43	Tuakoi, Naki	LB	6-3	220	R-Fr. Oakland, CA / Fremont HS
88	Kelleher, Tucker	TE	98	Tuala, Sani	DE	6-5	270	R-So. Sydney, Australia / Citrus College
89	McKenzie, Dominique	WR	70	Tupou, Ikinasio	OL	6-6	295	R-Fr. Palo Alto, CA / Palo Alto HS
90	Clegg, Hunter	DE	35	Vander Haar, Sam	P	6-0	220	R-Jr. Melbourne, Australia / Pittsburgh
93	Latu-Finau, Kelepi	DT	24	VanSteenkiste, Payton	S	5-11	195	R-Fr. Rigby, ID / Rigby HS
94	Purcell, Anisi	DT	46	Wall, Kendal	DT	6-4	235	Fr. Herriman, UT / Mountain Ridge HS
95	Puefua, Alvin	DT	28	Wall, Tanner	S	6-1	205	R-Sr. Arlington, VA / Yorktown HS
96	Kirkland, Justin	DT	15	Waller III, Lamason	WR	6-1	190	Fr. Hesperia, CA / Oak Hills HS
97	Dunn, Matthias	K	23	Watson, Pierson	LB	6-3	225	Fr. Flagstaff, AZ / Cococino HS
97	Fonohema, Kinilau	DE	68	Williams, Andrew	OL	6-8	295	Fr. Kirksville, MO / Kirksville HS
98	Tuala, Sani	DE	24	Wood, Ethan	TE	6-5	250	So. Heber City, UT / New Mexico State
99	Fetuli, Ulavai	DT	32	Zundel, Will	TE	6-5	240	R-Fr. Highland, UT / American Fork HS



LISTEN TO EACH  
PLAYER SAY HIS  
NAME HERE!



Tausili Akane  
Therrian Alexander  
Talan Alfrey  
Ephraim Asiata  
Bachmeier  
Mory Bamba  
Tayvion Beasley  
Treyson Bourguet  
Siosefa Brown  
Choe Bryant-Strother  
Jordyn Criss  
Jovesa Damuni  
Raider Damuni  
Cannon DeVries  
Siale Esera  
Ulaval Fetuli  
Lucky Finau  
Kinilau Fonohema  
Reggie Frischnecht  
Emerson Gelman  
Sione Hingano  
Ace Kaufusi  
Isaiah Jatta  
Jonathan Kabeya  
Maika Kaufusi  
Kila Keone  
Weylin Lapuaaho  
Kelepi Latu-Finau  
Siosua Latu-Finau  
Austin Leausa  
Logan Lufui  
Maile-Kaufusi  
Sonny Makasini  
Charlie Miska  
Sione Moa  
Noah Moeaki  
Tei Nacua  
Enoch Nawahine  
Keayen Nead  
Kaufusi Pakofe  
Villami Po-uh  
Tommy Prassas  
Alvin Puefua  
Anisi Purcell  
Rowan Reay  
Faletau Satuala  
Bodie Schoonover  
Kyle Starcioc  
Keanu Tanuvasa  
Nusi Taumoepeau  
Vincent Tautua  
Naki Tuakoi  
Sani Tuala  
Ikinasio Tupou  
Sam Vander Haar  
Kalani Sitake  
Fesi Sitake  
Justin Ena  
Jernaro Gilford  
Sione Po'uha  
Harvey Unga

Tou-see-lee Ah-kah-nuh  
Thare-ee-an  
Tallen AL-free  
AH-see-AH-tah  
BOCK-my-er  
More-ee BOM-bah  
Tay-vee-on  
Bore-GAY  
See-oh-sef-uh  
Chay Bryant-Stroth-er  
Jordan Criss  
Jo-ves-uh Dah-MOO-nee  
Dah-MOO-nee  
Can-un DE-vrees  
See-all-ay Es-sare-uh  
OO-luh-vye Feh-too-lee  
Fee-now  
Kee-nee-lau Foh-no-hem-uh  
Frisch-neeht  
Guile-man  
See-OH-nay Hing-GAH-no  
Kah-foo-see  
Jah-tuh  
Kah-bay-uh  
Kah-foo-see  
Kee-luh KEE-OH-nay  
Way-lin Lah-poo-ah-ho  
Keh-leh-pee Lah-too Fee-now  
See-oh-see-wah ""  
Lay-OO-suh  
Loo-TOO-ee  
MY-lay Kah-foo-see  
Mah-kah-see-nee  
Miss-kuh  
See-OH-nay Mo-uh  
MOH-ee-AH-kee  
Tay Nah-KOO-uh  
Ee-nick Nah-wah-hee-nay  
KEE-an Need  
Kah-foo-see Pah-KOH-fay  
Vil-ee-AH-mee Po-OO-ha  
Prass-as  
Pew-FOO-uh  
Ah-NEE-see  
Ray  
FALL-eh-tah SAW-too-all-uh  
Skoo-nover  
Star-choke  
KEE-ah-noo TAH-noo-VAH-suh  
New-see Tou-moy-pay-ow  
Tou-too-uh  
Nah-kee TOO-uh-koy  
Saw-nee Too-ALL-uh  
ee-kee-nah-see-oh TOO-poh  
Vander-Har  
kah-lah-nee see-tah-kay  
FES-ee see-tah-kay  
EN-uh  
Jer-nar-oh  
See-oh-nay PoOO-ha  
Oong-ah

## BROTHERS IN ARMS

BYU also has six sets of brothers on the current roster

Bachmeier	Tiger and Bear
Hagen	Cole and Cody
McKenzie	Marcus and Dominique
Latu-Finau	Siosua and Kelepi
Payne	Tyler and Logan
Roberts	Chase and Trey

## AVERAGE AGE

The average age of BYU's player is 21.5 years old entering the 2025 season. BYU's youngest player turned 18 in the summer just before the season started while its oldest is 28.

## FATHERS AND SONS

BYU has a family legacy unique to many other institutions. This year's squad features 12 players with fathers who also played football at BYU.

Raider Damuni, S	Jack Damuni
	S (1993-94)
Jeff Lewis (OL)	Chad Lewis
	TE (1993-96)
Marcus/Dom McKenzie	Brian McKenzie RB (1996-97)
Noah Moeaki, TE	John Moeaki
	LB, 1994
Trevor Pay, OL	Garry Pay,
	OL (1986, 89-92)
Logan/Tyler Payne	Matt Payne
	P/K (2000-04)
Preston Rex, S	Byron Rex
	TE (1986, 89-92)
Chase/Trey Roberts, WR	Kyle Roberts
	DB (1987, 90-93)
Ty Smith, LS	Tyson Smith
	S (1999-00)

## OFFENSE

<b>QB</b>	47	Bear Bachmeier	6-2	220	Fr.
	3	McCae Hillstead	5-10	195	R-So.
	-or- 10	Treyson Bourguet	6-2	205	R-Jr.
	16	Emerson Geilman	6-3	200	Fr.
<b>RB</b>	4	LJ Martin	6-2	220	Jr.
	30	Sione Moa	5-10	215	So.
	28	Jovesa Damuni	6-0	190	R-Fr.
	12	Preston Rex	6-0	195	R-So.
<b>WR</b>	2	Chase Roberts	6-4	210	R-Sr.
	5	Cody Hagen	6-1	185	So.
	18	Reggie Frischknecht	6-4	200	So.
<b>WR</b>	11	Parker Kingston	5-11	185	R-Jr.
	19	Tiger Bachmeier	6-1	190	Jr.
<b>WR</b>	13	Jojo Phillips	6-5	205	R-So.
	0	Tei Nacua	6-2	180	R-Fr.
<b>TE</b>	20	Carsen Ryan	6-4	250	R-Sr.
	45	Keayen Nead	6-5	265	Jr.
	-or- 87	Ethan Erickson	6-5	245	R-Sr.
	-or- 82	Noah Moeaki	6-3	245	R-Fr.
<b>LT</b>	71	Isaiah Jatta	6-6	315	R-Sr.
	79	Kaden Chidester	6-8	325	R-So.
	-or- 77	Jake Griffin	6-5	305	R-So.
<b>LG</b>	51	Sonny Makasini	6-4	315	R-Jr.
	-or- 64	Kyle Sfarcioc	6-4	310	R-Jr.
<b>C</b>	63	Bruce Mitchell	6-4	305	R-Jr.
	67	Trevor Pay	6-3	295	R-Fr.
<b>RG</b>	55	Austin Leausa	6-5	315	Sr.
	-or- 64	Kyle Sfarcioc	6-4	310	R-Jr.
<b>RT</b>	75	Andrew Gentry	6-8	315	R-Jr.
	74	Trevin Ostler	6-4	320	R-Jr.

## DEFENSE

<b>DE</b>	45	Viliani Po'uha	6-3	270	So.
	-or- 48	Bodie Schoonover	6-3	265	R-Jr.
<b>N</b>	57	Keanu Tanuvasa	6-4	300	R-Jr.
	96	Justin Kirkland	6-3	340	Sr.
	72	Kaufusi Pakofe	6-3	345	Sr.
<b>T</b>	55	John Taumoepeau	6-2	300	Sr.
	94	Anisi Purcell	6-3	305	R-Jr.
	99	Ulavai Fetuli	6-4	275	Fr.
<b>OE</b>	7	Logan Lutui	6-2	260	R-Sr.
	90	Hunter Clegg	6-4	248	Fr.
	10	Orion Maile-Kaufusi	6-3	245	R-Fr.
<b>-or-</b>	13	Tausili Akana	6-3	235	R-So.
<b>SAM</b>	16	Isaiah Glasker	6-5	240	R-Jr.
	44	Ephraim Asiata	6-3	210	So.
	34	Maika Kaufusi	6-3	235	R-So.
<b>MACK</b>	54	Siale Esera	6-3	245	R-So.
	-or- 33	Choe Bryant-Strother	6-3	238	R-Sr.
	30	Max Alford	6-1	230	Jr.
<b>ROVER</b>	17	Jack Kelly	6-2	242	R-Sr.
	18	Ace Kaufusi	6-4	240	Jr.
	21	Miles Hall	6-1	230	R-So.
	-or- 23	Pierson Watson	6-2	225	Fr.
<b>SS</b>	3	Raider Damuni	6-1	200	Jr.
	-or- 11	Faletau Satuala	6-4	210	So.
	25	Talan Alfrey	6-2	205	R-Sr.
<b>FS</b>	28	Tanner Wall	6-1	205	R-Sr.
	-or- 11	Faletau Satuala	6-4	200	So.
	27	Matthas Leach	6-3	180	R-Fr.
<b>NICK</b>	22	Tommy Prassas	6-2	195	So.
	15	Tayvion Beasley	5-10	180	Jr.
	20	Cannon DeVries	6-0	185	Fr.
<b>CB</b>	0	Evan Johnson	6-0	180	R-Jr.
	1	Therrian Alexander III	6-2	175	So.
<b>CB</b>	4	Mory Bamba	6-3	190	R-Sr.
	29	Jayden Dunlap	6-0	185	R-Sr.
	32	Marcus McKenzie	5-11	185	R-So.

## SPECIALISTS

<b>P</b>	35	Sam Vander Haar	6-0	220	R-Jr.
	31	Fuller Shurtz	5-11	179	So.
<b>KO</b>	44	Will Ferrin	6-3	175	R-Sr.
	97	Matthias Dunn	6-0	200	R-Jr.
<b>PK</b>	44	Will Ferrin	6-3	175	R-Sr.
	97	Matthias Dunn	6-0	200	R-Jr.

<b>H</b>	35	Sam Vander Haar	6-0	220	R-Jr.
		Fuller Shurtz	5-11	179	So.
<b>LS</b>	26	Garrison Grimes	6-2	220	R-Sr.
	43	Ty Smith	6-0	195	R-Fr.
<b>KRET</b>	11	Parker Kingston	5-11	185	R-Jr.
	5	Cody Hagen	6-1	185	So.
<b>PRET</b>	11	Parker Kingston	5-11	185	R-Jr.
	19	Tiger Bachmeier	6-1	190	Jr.





2025 SCORING DRIVES

QTR	DPP.	SCORING PLAY	PLAYS-YDS, TOP
1	Portland State	#17 J.Kelly 54 yd blocked field goal return (#44 W.Ferrin kick)	-
1	Portland State	#2 C.Roberts 4 yd pass from #47 B.Bachmeier (#44 W.Ferrin kick)	4-56, 02:23
2	Portland State	#2 N.Moeaki 5 yd pass from #47 B.Bachmeier (#44 W.Ferrin kick)	7-48, 02:55
2	Portland State	#5 C.Hagen 57 yd rush (#44 W.Ferrin kick)	4-84, 01:53
2	Portland State	#47 B.Bachmeier 4 yd rush (#44 W.Ferrin kick)	2-6, 00:25
2	Portland State	#20 C.Ryan 22 yd pass from #47 B.Bachmeier (#44 W.Ferrin kick)	4-91, 01:24
2	Portland State	#47 B.Bachmeier 12 yd rush (#44 W.Ferrin kick)	4-58, 01:05
2	Portland State	#44 W.Ferrin 25 yd FG	15-68, 08:27
2	Portland State	#44 W.Ferrin 56 yd FG	6-12, 03:11
2	Portland State	#89 D.McKenzie 41 yd rush (#44 W.Ferrin kick)	2-53, 00:13
2	Portland State	#34 C.Miska 5 yd rush (#44 W.Ferrin kick)	15-79, 10:21

2025 BYU SUPERLATIVES

Overall record	1-0
Current streak	Won 3
Home record	1-0
Current home streak	Won 2
Road record	0-0
Current road streak	Lost 1
Neutral record	0-0
Current neutral streak	Won 2
Day games	0-0
Current day streak	Lost 1
Night games	1-0
Current night streak	Won 3
Thursday games	0-0
Current Thursday streak	Won 1
Friday games	0-0
Current Friday streak	Won 3
BYU wins toss	1-0
BYU loses toss	0-0
BYU scores first	1-0
Opp. scores first	0-0
BYU leads after 1Q	1-0
BYU trails after 1Q	0-0
Tied after 1Q	0-0
BYU leads at half	1-0
BYU trails at half	0-0
Tied at the half	0-0
BYU leads after 3Q	1-0
BYU trails after 3Q	0-0
Tied after 3Q	0-0
OT Games	0-0
BYU has more yards	1-0
Opp. has more yards	0-0
Yards even	0-0
BYU has more turnovers	0-0
Opp. has more turnovers	0-0
Turnovers are equal	1-0
Record in August	1-0
Streak	Won 2
Record in September	0-0
Streak	Won 5
Record in October	0-0
Streak	Won 3
Record in November	0-0
Streak	Won 1
Vs. top-25 teams	0-0
Streak	Won 1
Vs. non-ranked teams	0-0
Streak	Won 1
Vs. FCS Teams	1-0
Streak	Won 20
On ESPN	0-0
On ESPN2	0-0
On ESPN3	0-0
On ESPN4	0-0
On ESPN5	0-0
On ESPN6	1-0
On ABC	0-0
On NBC	0-0
On FOX	0-0
On FS1	0-0
On FS2	0-0
On CBS Sports	0-0
On SEC Network	0-0
On BYUtv	0-0
Navy Helmet, Navy Jersey, White Pants	1-0

MOST PLAYS IN A SCORING DRIVE: 15 (Portland State)  
MOST YARDS IN SCORING DRIVE: 91 (Portland State)  
MOST TIME ELAPSED IN A SCORING DRIVE: 10:21 (Portland State)  
FEWEST PLAYS IN A SCORING DRIVE: 2 (twice, Portland State)  
FEWEST YARDS IN SCORING DRIVE: 6 (Portland State)  
LEAST TIME ELAPSED IN SCORING DRIVE: 0:13 (Portland State)

Scoring by quarter	1st	2nd	3rd	4th	OT	Total
BYU	14	35	6	14	-	69
Opponents	0	0	0	0	-	0



STATISTIC	NATIONAL RANK	CONFERENCE RANK	VALUE	NATIONAL LEADER	VALUE	CONFERENCE LEADER	VALUE
3rd Down Conversion Pct (131 ranked)	19	3	0.6	Southern California	0.857	Utah	0.824
3rd Down Conversion Pct Defense (132 ranked)	3	1	0.077	Wisconsin	0	BYU	0.077
4th Down Conversion Pct (98 ranked)	1	1	1	43 teams tied	1	9 teams tied	1
4th Down Conversion Pct Defense (97 ranked)	1	1	0	45 teams tied	0	4 teams tied	0
Blocked Kicks (2 ranked)	2	1	1	James Madison	2	4 teams tied	1
Blocked Kicks Allowed (132 ranked)	1	1	0	118 teams tied	0	15 teams tied	0
Blocked Punts (2 ranked)				James Madison	2	Arizona St.	1
						Texas Tech	1
Blocked Punts Allowed (129 ranked)	1	1	0	128 teams tied	0	15 teams tied	0
Completion Percentage (132 ranked)	48	7	0.667	Southern California	0.889	Utah	0.808
Defensive TDs (2 ranked)				SMU	2		
Fewest Penalties (132 ranked)	36	4	5	Florida	0	Utah	3
Fewest Penalties Per Game (130 ranked)	37	5	5	Boston College	1	Iowa St.	2
				New Mexico	1		
Fewest Penalty Yards (132 ranked)	75	6	55	Florida	0	Utah	15
Fewest Penalty Yards Per Game (131 ranked)	77	7	55	New Mexico	5	Utah	15
First Downs Defense (132 ranked)	2	1	3	Florida	2	BYU	3
First Downs Offense (131 ranked)	17	6	28	Kansas	54	Kansas	54
Fumbles Lost (132 ranked)	87	9	1	86 teams tied	0	8 teams tied	0
Fumbles Recovered (15 ranked)	15	6	1	Kansas St.	3	Kansas St.	3
				South Alabama	3		
				South Fla.	3		
Kickoff Return Defense (132 ranked)	37	5	8.5	33 teams tied	0	4 teams tied	0
Kickoff Returns (97 ranked)				Virginia	100	Iowa St.	28
Net Punting (127 ranked)	9	3	48	UConn	53	Oklahoma St.	48.8
Passes Had Intercepted (132 ranked)	1	1	0	78 teams tied	0	12 teams tied	0
Passes Intercepted (20 ranked)				Maryland	6	Arizona	3
Passing Offense (132 ranked)	108	14	138	Boston College	458	Baylor	419
Passing Yards Allowed (132 ranked)	7	1	56	Washington St.	33	BYU	56
Passing Yards per Completion (132 ranked)	66	10	11.5	Air Force	26.5	Baylor	15.52
Punt Return Defense (132 ranked)	4	1	0	Purdue	-3	9 teams tied	0
Punt Returns (132 ranked)	42	7	9.29	Iowa St.	58.5	Iowa St.	58.5
Red Zone Defense (70 ranked)	1	1	0	21 teams tied	0	BYU	0
						Houston	0
						Oklahoma St.	0
Red Zone Offense (123 ranked)	1	1	1	68 teams tied	1	10 teams tied	1
Rushing Defense (132 ranked)	1	1	-5	BYU	-5	BYU	-5
Rushing Offense (132 ranked)	1	1	468	BYU	468	BYU	468
Sacks Allowed (132 ranked)	1	1	0	32 teams tied	0	4 teams tied	0
Scoring Defense (132 ranked)	1	1	0	10 teams tied	0	BYU	0
						Houston	0
Scoring Offense (129 ranked)	2	1	69	Southern California	73	BYU	69
Tackles for Loss Allowed (129 ranked)				4 teams tied	1	Cincinnati	2
						Texas Tech	2
						Utah	2
Team Passing Efficiency (132 ranked)	21	3	186.07	Air Force	288.4	Texas Tech	222.43
Team Passing Efficiency Defense (132 ranked)	16	3	73.52	San Diego St.	51.46	West Virginia	58.55
Team Sacks (112 ranked)	56	10	2	Air Force	6	Arizona	5
				UTEP	6		
Team Tackles for Loss (130 ranked)	13	3	9	Southern California	13	Arizona	10
Time of Possession (132 ranked)	22	4	34:22	Indiana	41:28	Utah	37:28
Total Defense (132 ranked)	1	1	51	BYU	51	BYU	51
Total Offense (132 ranked)	5	3	606	Ole Miss	695	West Virginia	625
Turnover Margin (132 ranked)	55	9	0	Maryland	6	Arizona	5
Turnovers Gained (47 ranked)	47	8	1	Maryland	6	Arizona	5
Turnovers Lost (130 ranked)	55	8	1	54 teams tied	0	7 teams tied	0
Winning Percentage (89 ranked)	1	1	1	85 teams tied	1	11 teams tied	1

TEAM BY THE NUMBERS

- 5

BYU held Portland State to (-5) yards rushing thanks to 9 tackles for loss in the game. The Cougars held Colorado to just 2 rushing yards to finish 2024.
- 3

The Cougar defense allowed just 3 first downs to the Vikings in the season opener, tying the fewest first downs allowed in a game at BYU.
- 1-13

BYU limited Portland State to 1 of 13 on third down for a conversion rate of 7.7%.
- 1

BYU got one turnover on a fumble recovery against the Vikings last week. The Cougars 29 takeaways ranked No. 3 nationally in 2024.
- 0

The Cougar defense shutout Portland State for the second shutout under head coach Kalani Sitake. They were one of 10 teams to pitch a shutout in the season opener.
- 606

BYU 's 606 yards of total offense was the 7th time under Kalani Sitake the Cougars have topped 600 total yards.
- 468

468 rushing yards were the second-most in school history, behind 550 against Texas in 2013.
- 69

The 69 points against Portland State were the sixth-most in school history and the most by a Kalani Sitake coached team. Only USC scored more (73) on the opening weekend of college football.

STATISTIC	PLAYER	NATL RANK	CONF RANK	VALUE	NATIONAL LEADER	VALUE	CONFERENCE LEADER	VALUE
All Purpose (199 ranked)	LJ Martin	37	4	143	Hank Beatty, Illinois	241	Kole Wilson, Baylor	187
	Cody Hagen	156	14	92				
Blocked Kicks (0 ranked)								
Combined Kick Returns (199 ranked)	Parker Kingston	46	6	54	Bryce Noernberg, Kansas St.	196	Bryce Noernberg, Kansas St.	196
	Carsen Ryan	159	20	14				
	Cannon DeVries	195	25	4				
Completion Percentage (123 ranked)					Nicco Marchiol, West Virginia	0.85	Nicco Marchiol, West Virginia	0.85
Completions Per Game (97 ranked)					Dylan Raiola, Nebraska	33	Sawyer Robertson, Baylor	27
Field Goal Percentage (103 ranked)	Will Ferrin	1	1	1	79 players tied	1	12 players tied	1
Field Goals Per Game (104 ranked)	Will Ferrin	9	1	2	Ryan Barker, Penn St.	4	5 players tied	2
					Jackson Kleather, Bowling Green	4		
Forced Fumbles (73 ranked)	Faletau Satuala	3	1	1	Dani Dennis-Sutton, Penn St.	2	9 players tied	1
					Steven Soles Jr., Kentucky	2		
Fumbles Recovered (4 ranked)	John Taumoepeau	4	2	1	Martavius French, Colorado	2	Martavius French, Colorado	2
					Ira Singleton, South Fla.	2		
					Bryce Thornton, Florida	2		
Interceptions Per Game (86 ranked)					Javion White, Tulane	2	11 players tied	1
					Preston Zachman, Wisconsin	2		
Kickoff Return TDs (1 ranked)					5 players tied	1		
Kickoff Returns (58 ranked)					Cameron Pettaway, Bowling Green	76.5	Kole Wilson, Baylor	26.5
Passes Defended (76 ranked)					Jahiem McIvor, Western Ky.	5	7 players tied	2
Passing Efficiency (123 ranked)					Jayden Maiava, Southern California	257.7	Behren Morton, Texas Tech	230.4
Passing TDs (7 ranked)					Maverick McIvor, Western Ky.	8	Jalon Daniels, Kansas	7
Passing Yards (130 ranked)	Bear Bachmeier	120	14	97	Maverick McIvor, Western Ky.	706	Avery Johnson, Kansas St.	591
Passing Yards Per Game (130 ranked)	Bear Bachmeier	120	14	97	Sawyer Robertson, Baylor	419	Sawyer Robertson, Baylor	419
Passing Yards per Completion (123 ranked)					Jayden Maiava, Southern California	19.67	Tayven Jackson, UCF	16.59
Points Responsible For (199 ranked)	Bear Bachmeier	7	4	30	Maverick McIvor, Western Ky.	54	Jalon Daniels, Kansas	42
	Will Ferrin	58	12	15				
Points Responsible For Per Game (199 ranked)	Bear Bachmeier	3	1	30	Taylen Green, Arkansas	36	Bear Bachmeier, BYU	30
	Will Ferrin	49	10	15	Evan Simon, Temple	36		
	Cody Hagen	199	32	6				
	Jack Kelly	199	32	6				
	Dominique McKenzie	199	32	6				
	Charles Miska	199	32	6				
	Noah Moeaki	199	32	6				
	Chase Roberts	199	32	6				
	Carsen Ryan	199	32	6				
Punt Return TDs (1 ranked)					8 players tied	1		
Punt Returns (60 ranked)	Parker Kingston	21	3	13.5	KC Concepcion, Texas A&M	47	Jeremiah Patterson, Arizona	26.5
Punting (74 ranked)					Keegan Andrews, Massachusetts	57	Kanyon Floyd, Arizona St.	48.5
Receiving TDs (4 ranked)					Beau Sparks, Texas St.	4	Cam Pickett, Kansas	3
Receiving Yards (196 ranked)					Jaden Bradley, UNLV	256	Jayce Brown, Kansas St.	187
Receiving Yards Per Game (199 ranked)	Carsen Ryan	190	24	47	Danny Scudero, San Jose St.	189	Jordyn Tyson, Arizona St.	141
Receptions Per Game (135 ranked)					Easton Messer, Fla. Atlantic	15	Jordyn Tyson, Arizona St.	12
Rush Yards Per Carry (158 ranked)					Colton Joseph, Old Dominion	17.9	Brendan Sorsby, Cincinnati	7.38
Rushing TDs (2 ranked)					Jai'Den Thomas, UNLV	4		
Rushing Yards (200 ranked)	LJ Martin	17	2	131	Jai'Den Thomas, UNLV	212	Daniel Hishaw Jr., Kansas	158
	Cody Hagen	134	23	57				
	Jovesa Damuni	191	36	44				
Rushing Yards Per Game (198 ranked)	LJ Martin	14	1	131	Tae Meadows, Troy	186	LJ Martin, BYU	131
	Cody Hagen	123	17	57				
	Jovesa Damuni	175	28	44				
	Dominique McKenzie	198	30	41				
Sacks (34 ranked)	Choe Bryant-Strother	34	5	1	Wendell Gregory, Oklahoma St.	3	Wendell Gregory, Oklahoma	3
	Anisi Purcell	34	5	1	Byron Turner Jr., Tulsa	3		
Scoring (128 ranked)	Will Ferrin	8	1	15	Beau Sparks, Texas St.	24	Will Ferrin, BYU	15
	Bear Bachmeier	15	2	12				
	Cody Hagen	128	19	6				
	Dominique McKenzie	128	19	6				
	Charles Miska	128	19	6				
	Noah Moeaki	128	19	6				
	Chase Roberts	128	19	6				
	Carsen Ryan	128	19	6				
Solo Tackles (67 ranked)					Matt Rose, Stanford	12	Keaton Thomas, Baylor	10
Tackles For Loss (75 ranked)	Isaiah Glasker	75	11	1.5	Mekhi Mason, Louisiana Tech	4.5	Wendell Gregory, Oklahoma	3
Total Interceptions (5 ranked)					4 players tied	2	15 players tied	1
Total Offense (197 ranked)	LJ Martin	125	16	131	John Mateer, Oklahoma	416	Sawyer Robertson, Baylor	400
	Bear Bachmeier	126	17	129				
Total Points Scored (137 ranked)	Will Ferrin	16	3	15	John Cannon, Western Ky.	24	Cam Pickett, Kansas	18
	Bear Bachmeier	24	5	12	Beau Sparks, Texas St.	24		
	Cody Hagen	137	24	6	Jai'Den Thomas, UNLV	24		
	Jack Kelly	137	24	6				
	Dominique McKenzie	137	24	6				
	Charles Miska	137	24	6				
	Noah Moeaki	137	24	6				
	Chase Roberts	137	24	6				
	Carsen Ryan	137	24	6				
Total Tackles (353 ranked)					Isaiah Chisom, UCLA	17	Keaton Thomas, Baylor	15
Total Touchdowns (64 ranked)	Bear Bachmeier	12	2	2	Beau Sparks, Texas St.	4	Cam Pickett, Kansas	3
	Cody Hagen	64	12	1	Jai'Den Thomas, UNLV	4		
	Jack Kelly	64	12	1				
	Dominique McKenzie	64	12	1				
	Charles Miska	64	12	1				
	Noah Moeaki	64	12	1				
	Chase Roberts	64	12	1				
	Carsen Ryan	64	12	1				
Yards per Pass Attempt (123 ranked)					Jayden Maiava, Southern California	16.39	Tayven Jackson, UCF	11.75
Yards per Reception (200 ranked)	Carsen Ryan	43	7	23.5	Cade Wolford, Kent St.	54.5	Terrill Davis, Oklahoma St.	37.5
	Cody Hagen	85	11	17.5				

## INDIVIDUAL BY THE NUMBERS

8 Eight different players scored a touchdown in the game against Portland State. 17 different BYU players scored touchdowns in 2024. The school record is 20, set in 1996.

131 LJ Martin set a new career high with 131 rushing yards, topping his previous best of 120 vs. Oklahoma State in 2024.

5 Bear Bachmeier accounted for 5 touchdowns (3 passing/2 rushing) in his first game. He is the only true freshman quarterback to be responsible for 5 TDs in a single game at BYU.

27 Chase Roberts has a reception in 27 consecutive games dating back to the 2022 season.

15 Kicker Will Ferrin scored 15 points (9 PAT, 2-2 on FG) and is currently No. 16 nationally among all players in scoring. His 15 points are the third-most by a kicker in a single game in school history.

14 14 different players had a rushing attempt for the Cougars while 10 had a reception. In all, 18 different players had touches for the Cougar offense in the game.



## OFFENSIVE GAME-BY-GAME STARTERS

[illegible]



#47 | BEAR BACHMEIER | QB | 6-2 | 220 | FR. | MURRIETA, CA | STANFORD/MURRIETA HS



- Parents are April and Michael Bachmeier, has four siblings: brothers Hank, Tiger and Buck, and sister Ella
- Brother, Hank, played quarterback at Boise State, Louisiana Tech and Wake Forest
- Brother, Tiger, played two years at Stanford before transferring to BYU
- Enrolled at Stanford for 2025 spring football practices
- A four-star high school recruit by on3 and Rivals, ranked as high as the No. 11 quarterback in the nation by ESPN
- Totaled 6,810 yards in his high school career, 59 TDs and 1,724 rushing yards and 33 rushing touchdowns
- Team Co-Captain
- First true freshman to start at QB in the season opener at BYU
- Only true freshman QB at BYU to have 5 total TDs in a game (3 passing/2 rushing vs. PSU)



STATS	GP	COMP	ATT	%	YDS	TD	INT	LNG	ATT	YDS	TD	LNG
2025	1	7	11	63.6%	97	3	0	25	5	32	2	12
CAREER	1	7	11	63.6%	97	3	0	25	5	32	2	12

#4 | LJ MARTIN | RB | 6-2 | 220 | JR. | EL PASO, TX | CANUTILLO HS



- Team Captain
- Parents are Genevieve & John Marti and has one sibling
- Led BYU in rushing both 2023 and 2024
- 518 rushing yards as a true freshman (2023) and 718 in (2024)
- Named to Doak Walker Preseason Watch List and Earl Campbell Tyler Rose Award Watch List (2024 & 2025)
- Father, John, played basketball at Western New Mexico, Mother, Genevieve, played softball at Western New Mexico
- Speaks Spanish
- Valero Alamo Bowl Offensive MVP (2024)
- All-Big 12 Honorable Mention (College Football Network, 2024)
- Career-high 131 rushing yards on just 8 carries vs. Portland State in week one



STATS	GP	CAR	YDS	AVG	TD	LNG	REC	YDS	AVG	TD	LNG
2025	1	8	131	16.4	0	49	1	12	12.0	0	12
CAREER	21	254	1,367	5.4	11	55	22	155	7.0	3	33

#30 | SIONE MOA | RB | 5-10 | 215 | SO. | VICTORVILLE, CA/PROVO, UT | TIMPVIEW HS



- Served two-year, full-time mission for The Church of Jesus Christ of Latter-day Saints in San Bernardino, California
- Middle name is Ikaika
- Enjoys pickleball
- Totaled 254 carries for 2,244 yards and 26 touchdowns at Timpview High School
- Played in 11 games in 2024, started versus No. 13 Kansas State
- Recorded first career start and rushing touchdown along with career highs in carries (15), rush yards (76) and long run (24 yards) in 38-9 win over No. 13 Kansas State
- Finished 2024 with 29 carries, 144 yards and three touchdowns



STATS	GP	CAR	YDS	AVG	TD	LNG	REC	YDS	AVG	TD	LNG
2025	1	3	33	11.0	0	19	0	0	0	0	0
CAREER	12	32	177	5.5	3	24	5	38	7.6	0	12

#20 | CARSEN RYAN | TE | 6-4 | 250 | SR. | OREM, UT | UTAH



- Team Co-Captain
- Parents are Chas and Danielle Ryan
- Has one younger brother and two younger sisters
- In 2024 at Utah: Played in all 12 games, starting five, making 10 receptions for 113 yards and a score
- Played in 17 games at UCLA from 2022-23, starting eight
- Saw action in 12 games with eight starts in 2023, recording 13 catches for 205 yards and three touchdowns
- Played in five games in 2022 with six catches for 82 yards.
- Caught 2 passes for 47 yards and a touchdown in BYU debut



STATS	GP	REC	YDS	AVG	TD	LNG
2024	1	2	47	23.5	1	25
CAREER	30	31	447	14.4	5	25



#2 | CHASE ROBERTS | WR | 6-4 | 210 | R-SR. | AMERICAN FORK, UT | AMERICAN FORK HS




- Team Captain
- Parents are Kyle and Jessica
- Dad, Kyle, played football at BYU as a defensive back (1987, 1990-93)
- Served mission for The Church of Jesus Christ of Latter-day Saints in Calgary, Alberta (2019-21)
- Fluent in Tagalog
- Named to Athlon Sports Preseason All-Big 12 Fourth Team (2024)
- Named to East-West Shrine Bowl Watch List (2024)
- Named to Academic All-Big 12 First Team (2023)
- Led BYU with 52 receptions, 854 yards and four touchdowns in 2024
- Led BYU with 42 receptions, 573 yards and five touchdowns in 2023
- Has 27 consecutive games with a reception



STATS	GP	REC	YDS	AVG	TD	LNG
2025	1	1	4	4.0	1	4
CAREER	37	117	1,788	15.3	13	62

#13 | JOJO PHILLIPS | WR | 6-5 | 205 | R-SO. | LANCASTER, CA | SIERRA CANYON HS



- Parents are Tina & Robert Phillips
- Has four siblings
- Major: Exercise Science
- Loves cars and building Legos
- Played in all 13 games, made starts versus Oklahoma State and No. 23 Colorado
- Made first career start in 38-35 win over Oklahoma State
- Recorded career highs in receptions (2) and receiving yards (70) along with career-long 57-yard reception in 41-13 win over Southern Illinois
- Finished 2024 with 10 receptions, 211 yards and two touchdowns



STATS	GP	REC	YDS	AVG	TD	LNG
2025	1	0	0	0	0	0
CAREER	17	11	216	19.6	3	57

#11 | PARKER KINGSTON | WR | 5-11 | 185 | R-JR. | LAYTON, UT | ROY HS



- Parents are Trent and Shannon
- Major: Business
- His grandma ran track at BYU
- One of only two active FBS players (Nick Nash, WR, San Jose State) with multiple career games with a passing and receiving touchdown.
- Named to Paul Hornung Award Watch List (2024 & 2025)
- First BYU player with two punts returned for touchdowns in a season since James Dye in 1996; just the sixth player in program history with multiple touchdowns on punt returns in a season
- Named to All-Bowl Season First Team as a punt returner by College Football Network



STATS	GP	REC	YDS	AVG	TD	LNG
2025	1	1	5	5.0	0	5
CAREER	27	33	408	12.4	2	42

#71 | ISAIAH JATTA | OL | 6-6 | 315 | R-SR. | SAN DIEGO, CA | COLORADO



- Transfer from Colorado in 2024
- Appeared in 11 games at Colorado in 2023, starting one (at UCLA)
- Ranked No. 17 JUCO prospect nationally in Class of 2023
- Played two seasons (2021-22) at Snow College under coach and former BYU wide receiver Zac Erekson
- NJCAA First Team All-American (2022)
- Played in three games, made starts versus Kansas and at No. 21 Arizona State
- Made first start at BYU, at right tackle, versus Kansas
- Started at left tackle against Portland State in 2025







CHART TOPPERS (CAREER AT BYU)

Rushing Yards

15. JJ DiLuigi	1,797
16. Eldon Fortie	1,624
19. Casey Tiumalu	1,504
22. Hema Heimuli	1,426
23. LJ Martin	1,367

Rushing Attempts

15. Eldon Fortie	364
19. Fahu Tahi	326
22. Mark Atuaia	301
27. Todd Christensen	270
34. LJ Martin	254

Rushing Touchdowns

T21. 3 tied	15
T24. 7 tied	14
T31. 4 tied	13
T35. LJ Martin	11

Receptions

17. Michael Reed	133
18. Scott Phillips	131
22. Gunner Romney/Neil Pau'u	123
24. Jonny Harline	121
T27. Chase Roberts	117

Receiving Yards

17. Andy Boyce	1,953
18. John VanDerWouden	1,951
19. McKay Jacobson	1,836
T20. Chase Roberts	1,788

Receiving Touchdowns

15. Dan Plater	16
T16. Four tied	15
T20. Margin Hooks, Bryce Doman	14
T22. Chase Roberts	13

True Freshman Starting Quarterback Season Stats

Passing Yards

1. Tanner Mangum (2015)	3,377
2. Jake Heaps (2010)	2,316
3. Zach Wilson (2018)	1,578
4. John Beck (2003)	864
5. Joe Critchlow (2017)	642
6. Drew Miller (1997)	430
7. Taysom Hill (2012)	425
8. Bear Bachmeier (2025)	97

Passing Completions

1. Tanner Mangum (2015)	267
2. Jake Heaps (2010)	219
3. Zach Wilson (2018)	120
4. John Beck (2003)	73
5. Joe Critchlow (2017)	55
6. Taysom Hill (2012)	42
7. Drew Miller (1997)	37
8. Bear Bachmeier (2025)	7

Passing Attempts

1. Tanner Mangum (2015)	446
2. Jake Heaps (2010)	383
3. Zach Wilson (2018)	182
4. John Beck (2003)	145
5. Joe Critchlow (2017)	101
6. Taysom Hill (2012)	71
7. Drew Miller (1997)	67
8. Bear Bachmeier (2025)	11

Passing Touchdowns

1. Tanner Mangum (2015)	23
2. Jake Heaps (2010)	15
3. Zach Wilson (2018)	12
4. John Beck (2003)	5
5. Taysom Hill (2012)	4
6. Bear Bachmeier (2025)	3
6. Joe Critchlow (2017)	3
6. Drew Miller (1997)	3

Rushing Attempts

1. Zach Wilson (2018)	75
2. Tanner Mangum (2015)	63
3. Taysom Hill (2012)	55
4. John Beck (2003)	54
5. Jake Heaps (2010)	34
6. Joe Critchlow (2017)	15
7. Drew Miller (1997)	10
8. Bear Bachmeier (2025)	5

Rushing Yards

1. Taysom Hill (2012)	336
2. Zach Wilson (2018)	221
3. Bear Bachmeier (2025)	32

Rushing Touchdowns

1. Taysom Hill (2012)	4
2. Bear Bachmeier	2
2. Zach Wilson (2018)	2
2. Tanner Mangum (2015)	2

NOTEABLE OFFENSIVE PLAYERS 2024 SEASON/CAREER HIGH (at BYU)

#0 TEI NACUA, WR

Rec.	-
Rec. Yds	-
Rec. TD	-
Long Rec.	-

#2 CHASE ROBERTS, WR

Rec.	1, Portland State/8, Baylor (22)
Rec. Yds	4, Portland State/131, Cincinnati (23)
Rec. TD	1, Portland States/1, 12 times
Long Rec.	4, Portland State/same

#3 MCCAE HILLSTEAD, QB

Passing attempts	5, Portland State/same
Passing completions	4, Portland State/same
Passing yards	33, Portland State/same
Passing TD	-
Long pass	13, Portland State/same
Rush att	2, Portland State/same
Rush yds	23, Portland State/same
Rush TD	-
Long rush	13, Portland State/same

#4 LJ MARTIN, RB

Rec.	1, Portland State/4, TCU (23)
Rec. Yds	12, Portland State/46, Arizona (24)
Rec. TD	-/1, three times
Long Rec.	12, Portland State/33, Arizona (24)
Rush	8, Portland State/23, Arkansas (23)
Rush yards	131, Portland State/same
Rush TD	-/2, four times
Long Rush	49, Portland State/55, Texas Tech (23)

#5 CODY HAGEN, WR

Rec.	2, Portland State/same
Rec. Yds	35, Portland State/same
Rec. TD	-
Long Rec.	24, Portland State/same
Rush	2, Portland State/same
Rush yards	57, Portland State/same
Rush TD	1, Portland State/same
Long Rush	57, Portland State/same

#11 PARKER KINGSTON, WR

Rec.	1, Portland State/6, WVU (23)
Rec. Yds	5, Portland State/57, WVU (23)
Rec. TD	-/1, twice
Long Rec.	5, Portland State/42, TCU (23)

#13 JOJO PHILLIPS, WR

Rec.	-/2, four times
Rec. Yds	-/70, SIU (24)
Rec. TD	-/1, three times
Long Rec.	-/57, SIU (24)

#18 REGGIE FRISCHKNECHT, WR

Rec.	-
Rec. Yds	-
Rec. TD	-
Long Rec.	-

#19 TIGER BACHMEIER, WR

Rec.	1, Portland State/same
Rec. Yds	8, Portland State/same
Rec. TD	-
Long Rec.	8, Portland State

#20 CARSEN RYAN, TE

Rec.	2, Portland State/same
Rec. Yds	47, Portland State/same
Rec. TD	1, Portland State/same
Long Rec.	25, Portland State/same

#21, ENOCH NAWAHINE RB

Rec.	-/1, Kansas State (24)
Rec. Yds	-/1, Kansas State (24)
Rec. TD	-
Long Rec.	-/1, Kansas State (24)
Rush	-/19, at Baylor (24)
Rush yards	-/51, at Baylor (24)
Rush TD	-/1, at SMU (24)
Long Rush	-/12, at Baylor (24)

#28, JOVESA DAMUNI, RB

Rec.	2, Portland State/same
Rec. Yds	14, Portland State/same
Rec. TD	-
Long Rec.	13, Portland State/same
Rush	7, Portland State/same
Rush yards	44, Portland State/same
Rush TD	-
Long Rush	12, Portland State/same

#30, SIONE MOA RB

Rec.	-/3, Kansas State (24)
Rec. Yds	-/17, Kansas State (24)
Rec. TD	-
Long Rec.	-/12, Kansas State (24)
Rush	3, Portland State/15, Kansas State (24)
Rush yards	33, Portland State/76, Kansas State (24)
Rush TD	-/1, three times (24)
Long Rush	19, Portland State-/24, Kansas State (24)

#45 KEAYEN NEAD, TE

Rec.	-
Rec. Yds	-
Rec. TD	-
Long Rec.	-

#47 BEAR BACHMEIER QB

Passing attempts	11, Portland State/same
Passing completions	7, Portland State/same
Passing yards	97, Portland State/same
Passing TD	3, Portland State/same
Long pass	25, Portland State/same
Rush att	5, Portland State/same
Rush yds	32, Portland State/same
Rush TD	2, Portland State/same
Long rush	12, Portland State/same

#82 NOAH MOEAKI, TE

Rec.	1, Portland State/same
Rec. Yds	5, Portland State/same
Rec. TD	1, Portland State/same
Long Rec.	5, Portland State/same

#87 ETHAN ERICKSON, TE

Rec.	-/1, three times
Rec. Yds	-/19, Iowa State (23)
Rec. TD	-/1, Utah State (22)
Long Rec.	-/19, Iowa State (23)

## DEFENSIVE GAME-BY-GAME STARTERS

[illegible]



#16 | ISAAH GLASKER | LB | 6-5 | 240 | R-JR. | SOUTH JORDAN, UT | BINGHAM HS




- Parents are Stephen and Melissa Glasker; Father, Stephen, played baseball at BYU and in the minor leagues (Texas Rangers); Mother, Melissa, played volleyball at BYU
- 2025 Team Co-Captain; Major: Marketing
- Missionary Service: Served a full-time mission for The Church of Jesus Christ of Latter-day Saints in Montevideo, Uruguay
- Sister, Torre, played volleyball at the University of Utah (2016-17) and UC Santa Barbara (2018-19)
- Sister, Naomi, played volleyball at Yavapai College (2021-22), where she transferred from Utah State Eastern (2020)
- Prepped at Bingham High School where he had a standout two-way career playing offense and defense
- Received 2024 Sports Illustrated All-America honorable mention; Named 2024 All-Big 12 Defense HM



STATS	GP	GS	TACKLES	SOLO	AST	TFL	SACK	FF	FR	PBU	INT	PDEF	TD	QBH
2025	1	1	3	2	1	1.5	0	0	0	0	0	0	0	0
CAREER	22	10	76	45	31	16	3.5	1	0	4	3	7	1	19

#17 | JACK KELLY | LB | 6-2 | 242 | R-SR. | KEARNS, UT | WEBER STATE



- Parents are Mark and Melissa Kelly
- 2025 Team Captain; Major: Business Management
- Grew up competing in BMX dirt track racing, BMX dirt track champion
- Transfer from Weber State after prepping at Kearns High School
- Played in 28 games for the Weber State, totaling 85 tackles, 20 tackles for loss, 16.5 sacks, five forced fumbles, two fumble recoveries, seven pass breakups and an interception
- Led the Big Sky Conference with 10.5 sacks in 2023
- Named to Butkus Award Watch List (2024 & 2025)
- CFN Big 12 Defensive Newcomer of the Year and Defensive Transfer of the Year (2024)



STATS	GP	GS	TACKLES	SOLO	AST	TFL	SACK	FF	FR	PBU	INT	PDEF	TD	QBH
2025	1	1	1	1	0	0	0	0	0	0	0	0	1	0
CAREER	42	36	136	84	52	30	21.5	7	3	7	2	9	1	19

#57 | KEANU TANUVASA | DT | 6-4 | 300 | R-JR. | MISSION VIEJO, CA | UTAH



- Parents are Shawn and Lisa; Wife's name is Zerín
- Served two-year mission for The Church of Jesus Christ of Latter-day Saints to Provo, Utah
- Transfer from Utah, where he appeared in 24 games with 19 starts on the defensive line
- Was named a 2024 All-Big 12 Conference honorable mention
- Played in seven games in 2024 for the Utes with 17 tackles, 4.5 tackles for loss and one sack, adding four pass breakups and two QB hurries
- Started all 13 games as a redshirt freshman in 2023, earning CFN Freshman All-America honorable mention
- 2025 Team Captain



STATS	GP	GS	TACKLES	SOLO	AST	TFL	SACK	FF	FR	PBU	INT	PDEF	TD	QBH
2025	1	1	1	1	0	0	0	0	0	0	0	0	0	0
CAREER	25	20	51	19	32	12	4	1	0	5	0	5	0	2

#7 | LOGAN LUTUI | DE | 6-2 | 260 | R-SR. | WEST VALLEY CITY, UT | WEBER STATE



- Parents are Vaikalafi & Saani
- Major: Exercise Science (pre-med)
- Missionary Service: Served a full-time mission for The Church of Jesus Christ of Latter-day Saints in Auckland, New Zealand (2017-19)
- Fluent in Tongan
- Married: Wife's name is Seleí, married 2021; Son, Ezekiel, was born in May 2022
- Played in all 13 games last year for the Cougars, starting four outings
- Sacked Colorado quarterback Shedeur Sanders for loss of 23 yards, forcing the No. 23 Buffaloes into a missed field goal attempt in 36-14 Alamo Bowl win
- 2025 Team Co-Captain



STATS	GP	GS	TACKLES	SOLO	AST	TFL	SACK	FF	FR	PBU	INT	PDEF	TD	QBH
2025	1	1	2	2	0	1	0	0	0	0	0	0	0	0
CAREER	41	11	57	25	32	8.5	2.5	0	1	2	1	3	0	0





#4 | MORY BAMBA | CB | 6-3 | 190 | R-SR. | MENOMONEE FALLS, WI | TYLER JC



- Mother is Matogomah Cisse
- Major: Business
- Loves video games and soccer
- Competed in 110 hurdles and triple jump in track and field
- Speaks French and Madinka
- Transfer from Tyler (Texas) Junior College in spring 2022
- Played at ASA College (Miami, Florida), recording 14 tackles, six pass breakups and an interception
- Played in 10 games, starting five last year, with career-high three tackles in 22-21 win at Utah
- 2025 Team Co-Captain



STATS	GP	GS	TACKLES	SOLO	AST	TFL	SACK	FF	FR	PBU	INT	PDEF	TD	QBH
2025	1	1	0	0	0	0	0	0	0	0	0	0	0	0
CAREER	23	7	24	15	9	0	0	0	0	5	0	5	0	0

#0 | EVAN JOHNSON | CB | 6-0 | 185 | R-SO. | MONTEREY, CA | STEVENSON HS




- Parents are Ron and Lynn
- Father, Ron, was an NFL wide receiver with the Philadelphia Eagles
- Helps serve at a Boys and Girls club in Monterrey County, CA
- Fluent in Spanish
- Major: Business
- Played in 12 games, starting four in 2024
- Notched second career interception in 36-14 win over No. 23 Colorado in Alamo Bowl
- Recorded first career interception in 34-14 win at Wyoming
- Awarded Defensive Player of the Game by coaching staff for performance versus Wyoming



STATS	GP	GS	TACKLES	SOLO	AST	TFL	SACK	FF	FR	PBU	INT	PDEF	TD	QBH
2025	1	1	2	2	0	0	0	0	0	0	0	0	0	0
CAREER	19	5	20	15	5	0	0	0	0	2	2	4	0	0

#28 | TANNER WALL | S | 6-1 | 205 | R-SR. | ALEXANDRIA, VA | YORKTOWN HS




- Parents are Ryan and Sher Wall; Wife's name is Corinne, married May 2024
- CSC Academic All-American in 2024
- Missionary Service: Served a full-time mission for The Church of Jesus Christ of Latter-day Saints in Maceio, Brazil (2018-2020)
- Fluent in Spanish and Portuguese
- Tallied 55 catches for 857 yards & 17 TDs as a senior at Yorktown HS, totaling 1,650 all-purpose yards
- 6A Liberty Conference Player of the Year also played defense (131 tackles, 9 TFL, 2 INT, and 8 PBU)
- At BYU moved from WR to DB in 2023, but suffered season-ending injury. Earned starting role in 2024
- Made career high 13 tackles vs. Houston; His 3 interceptions led team w/Jakob Robinson
- 2025 Team Captain



STATS	GP	GS	TACKLES	SOLO	AST	TFL	SACK	FF	FR	PBU	INT	PDEF	TD	QBH
2025	1	1	0	0	0	0	0	0	0	0	0	0	0	0
CAREER	32	17	76	40	36	0	0	0	0	1	3	4	0	0

#44 | WILL FERRIN | K | 6-3 | 175 | R-SR. | KAYSVILLE, UT | BOISE STATE



- Parents are Jim & Margo
- Married: Wife, Courtney, is an elementary school teacher; Two brothers played lacrosse at BYU
- Major: Business Management; Named to CSC Academic All-District Team (2023)
- Served a two-year mission for The Church of Jesus Christ of Latter-day Saints in Vancouver, Canada
- Big 12 Co-Special Teams Player of the Year (2024); Big 12 Kicker of the Year (College FB Net, 2024)
- All-Big 12 First Team (Big 12 Coaches, AP, College Football Network, Phil Steele; 2024)
- BYU single-season field goals record holder (24, 2024), record holder for consecutive FG in a season (16, 2024), and set new record last game for consecutive FG made overall (18, ongoing over 2024-25)
- Lou Groza Award Semifinalist (2024)
- Preseason All-Big 12 Team (2025), Lou Groza Award Watch List (2025)
- 2025 Team Co-Captain



STATS	GP	FGM	FGA	PCT	LONG	PAT ATT	PAT M	PCT
2025	1	2	2	100.0%	56	9	9	100.0%
CAREER	36	37	43	86.0%	56	82	83	98.8%



DEFENSIVE RECORDS SINCE 2000

(Only defensive statistics since 2000 are officially recognized by the NCAA)

Individual Career Sacks

- 1. 30 Jan Jorgensen (2006-09)
- 2. 27 Bronson Kaufusi (2012-15)
- 3. 26 Kyle Van Noy (2010-13)
- 4. 19 Brady Poppinga (2001-04)
- 5. 17 Corbin Kaufusi (2016-2018)

Individual Career Forced Fumbles

- 1. 11 Kyle Van Noy (2010-13)
- 2. 6 Andrew Rich (2008-10)
- 6 Aaron Francisco (2001-04)
- 3. 5 Bronson Kaufusi (2012-2015)
- 4. 4 Four players tied with 4

Individual Career Fumble Recoveries

- 1. 7 Dayan Ghanwoloku (2016-19)
- 2. 6 Jan Jorensen (2006-09)
- 6 Shawn Doman (2006-09)
- 4. 5 Spencer Hadley (2008, 11-13)
- 5 Fred Warner (2014-2017)

Individual Career Interceptions

- 1. 13 Kai Nacua (2013-16) *\*older brother of Puka, Tei*
- 2. 11 Jakob Robinson (2021-2024)
- 3. 10 Andrew Rich (2008-10)
- 4. 9 Jernaro Gilford (1999, 2001-03)

Individual Career Pass Breakups

- 1. 23 Robertson Daniel (2013-14)
- 23 Daniel Sorensen (2008, 11-13)
- 3. 21 Jakob Robinson (2021-2024)
- 21 Brian Logan (2009-10)
- 4. 20 Preston Hadley (2011-12)
- 5. 19 Kaleb Hayes (2021-22)

Individual Career Total Tackles

- 1. 330 Aaron Francisco (2001-04)
- 2. 311 Max Tooley (2018-23)
- 3. 294 Cameron Jensen (2004-06)
- 4. 275 David Nixon (2003, 06-08)
- 5. 267 Paul Walkenhorst (2000-05)
- 6. 264 Fred Warner (2014-2017)

NOTEABLE DEFENSIVE PLAYERS | SEASON/CAREER HIGH (@BYU)

#0 EVAN JOHNSON

Tackles 2, PSU/3, at SMU, v.SIU ('24)  
Solo 2, PSU/same (6 times)  
Assisted - /1 (6 times)  
INT - /1, (twice)  
PBU - /1, vs. Arizona ('24), USU ('22)  
QBH - /1, at UCF ('24)

#3 RAIDER DAMUNI S

Tackles 2, PSU / 5, Cincy ('23)  
Solo - /4, at WYO ('24)  
Assisted 2, PSU/4 at Utah('24), WVa, ('23)  
Forced Fumble -/1, OkSt, ('23)  
PBU -, / 1, WVa, ('23)  
Sack - /1, Colorado ('24)  
TFL - /1, Colorado ('24)  
QBH 1, PSU / same

#7 LOGAN LUTUI DE

Tackles 2, PSU/4, at Ore. ('22)  
Solo 2, PSU/1, same (last v. Okla ('23)  
Assisted - /3 at Ore., ('22)  
TFL 1, PSU/same (4 times)  
Sack - /1, Colorado ('24)  
PBU - /2, at Baylor ('24)  
QBH - /2, Arizona ('24)  
FR - /1, Houston ('24)

#11 FALETAU SATUALA

Tackles 1, PSU/2, (twice)  
Solo 1, PSU/2, (twice)  
Assisted - /1, (three times)  
INT - /1, at UCF ('24)  
FF 1, PSU/same

#16 ISAIAH GLASKER LB

Tackles 3, PSU/12, at ASU ('24)  
Solo 2, PSU/ 7, at ASU ('24)  
Assisted 1, PSU/5, at ASU, at Utah ('24)  
TFL 0.5, PSU/2, at ASU, Arizona ('24)  
Sack - /1, Houston, Arizona, at WYO ('24)  
PBU - /1, Kan, at UCF, at SMU ('24)  
INT - /1, (three times, last 24 Alamo Bowl vs. Colorado)

#17JACK KELLY LB (AT BYU)

Tackles 1, PSU/7, Houston, at Utah ('24)  
Solo 1, PSU/ 4, Houston, Kansas ('24)  
Assisted - /4, at Utah  
TFL - /2.5, Houston ('24)  
Sack - /1, OKST, K-St., at WYO, at SMU ('24)  
QBH 1, PSU/3, at SMU ('24)  
FF - /1, Houston, K-St.('24)  
Block-return 1, PSU, 54y for TD/same  
PBU - /1, at Baylor ('24)  
INT - /1, Houston ('24)

#22 TOMMY PRASSAS, S

Tackles - /7, Houston, at Utah('24)  
Solo - / 4, Houston, Kansas ('24)  
Assisted - /4, at Utah ('24)  
TFL - /2.5, Houston ('24)  
Sack - /1, OKST, K-St., at WYO, at SMU ('24)  
QBH - /3, at SMU ('24)  
FF - /1, Houston, K-St. ('24)  
PBU - /1, at Baylor ('24)  
INT - /1, Houston ('24)

#25 TALAN ALFREY S

Tackles 3, PSU/10, (twice)  
Solo 3, PSU/7, Oklahoma ('23)  
Assisted - /5, USU ('22)  
TFL 1, PSU/same  
Fumble recovery - /1, USU ('22)  
INT - /1, at Liberty ('22)  
PBU - /1, twice ('22)  
KO Return TD - /1, Houston ('24)

#28 TANNER WALL, S

Tackles - /6, at Ark, Kan ('23)  
Solo - /5, at ASU ('24)  
Assisted - /5, at ARK, ('23)  
INT - /1, at ASU, OKST, Arizona ('24)

#33, CHOE BRYANT-STROTH-ER, LB

Tackles 2, PSU/3, at Wyoming ('24)  
Solo 2, PSU/same (at UCF, '24)  
Assisted - /3, at Wyoming('24)  
TFL 1, PSU / same  
Sack 1, PSU / same

#54 SIALE ESERA LB

Tackles 2, PSU/8 at Texas ('23)  
Solo - /2, three times ('23)  
Assisted 2, PSU/8 at Texas ('23)  
TFL - /1, twice, last Colorado ('24)  
QBH - /1, Arizona ('24)

#55 JOHN TAUMOEPAEU

Tackles 3, PSU/same (last vs. Kansas State ('24)  
Solo 1, PSU/2, at Baylor ('24)  
Assisted 2, PSU/same (4 times)  
TFL 0.5, PSU/1, at Baylor ('24)  
Sack - /1, at Baylor ('24)  
FR 1, PSU/same  
Block kick 1, PSU(FG)/same

#57 KEANU TANUVASA, DT

Tackles 1, PSU  
Solo -  
Assisted 1, PSU  
TFL -  
Sack -  
QBH 1, PSU

#94 ANISI PURCELL, DT

Tackles 3, PSU/same  
Solo 1, PSU/same  
Assisted 2, PSU/same  
TFL 1, PSU/same  
Sack 1, PSU/same

SPECIALISTS

#11 PARKER KINGSTON KR

Kick Returns -/3, SUU (23)  
Kick Ret.Yards -/87, SUU (23)  
Long Kick Ret -/41, SUU (23)  
Punt Returns 4, PSU/same  
Punt Ret. Yrds 54, PSU/90, K-St. ('24)  
Long Punt Ret 31, PSU/90, K-St. ('24)  
Punt Return for TD 1, twice/K-St, Colorado ('24)

#44 WILL FERRIN K

FGM 2, PSU/3,same (three times)  
FGA 2, PSU/3,(five times)  
Long FG 56, PSU/same  
PATM 9, PSU/same  
PATA 9, PSU/same

BYU SPECIAL TEAMS BY THE NUMBERS

- 56 & 18 Kicker Will Ferrin made a career-long 56-yard field goal vs. Portland State to tie the BYU school record set by Owen Pochman vs. New Mexico in 2000. His 2 FGs in the game gives him 18 straight makes, also a school record. Last year Ferrin made a 54-yard field goal at Baylor and had three more of 50+ in 2024.
- 48.0 2024 Ray Guy Award Watchlist punter Sam Vander Haar (Melbourne, Australia) had one punt for 48 yards vs. Portland State. Last year he flipped the field with a career-long 70-yarder to the Baylor 3-yard line in BYU's win over the Bears. He also ran 22 yards on a fake punt to convert 4th-&-10, which led to points.
- 31 Punt returner Parker Kingston returned four punts for 54 yards, including a 31-yarder, vs. Portland State. The All-American returner last year returned a punt for a 90-yard TD vs. K-State, BYU's first punt return TD since JD Falslev's 71-yd score vs. Middle Tennessee in 2013. With a 64-yard punt return for a TD in the Alamo Bowl, he became the first BYU player with two punts returned for touchdowns in a season since James Dye in 1996; just the sixth player in program history with multiple touchdowns on punt returns in a season.





# KALANI SITAKE - HEAD COACH

YEARS AT BYU: 10th year at BYU (73-43) YEARS OVERALL: 10th year as head coach, 25 years in coaching



Kalani Sitake (kah-lah-nee see-tah-kay) is entering his 10th season overseeing the BYU football program in 2025.

In his 25th overall season as a coach, Sitake leads the program he once played for under legendary Hall of Fame coach LaVell Edwards. A former Cougar running back (1994, 1997-2000), Sitake is the 14th head coach in BYU history and just the fourth since 1972, when Edwards took over the program. Sitake is the first former player under Edwards to be named head coach at BYU.

Sitake and his program moved from the ranks of FBS independents to join the Big 12 Conference in 2023 to take another step forward in the Big 12 Conference. A former Cougar running back (1994, 1997-2000), Sitake has guided BYU to a 72-43 (.626) overall record during his first nine seasons, including an 11-2 record in 2024 while finishing Big 12 play at 7-2 in a four-way tie for first place atop the conference standings. Sitake has guided BYU to double-digit victory seasons in three of the past five years while achieving a 45-18 (.714) record to boast the No. 8 winning percentage among all FBS coaches in that span.

This past season the American Football Coaches Association named Sitake its 2024 Region 4 Coach of the Year and a finalist for AFCA National Coach of the Year. He was also a semifinalist for the prestigious George Munger Award from the Maxwell Football Club given to the nation's top coach. He was named to the Paul "Bear" Bryant Coach of the Year Award Watchlist and the Dodd Trophy Midseason Watch List.

The Cougars finished the year ranked No. 13 in the nation after earned a 36-14 victory over No. 23 Colorado in the Valero Alamo Bowl in front of the most-watched game in the modern era of BYU football with 8 million viewers on ABC—the most-watched bowl game outside of the College Football Playoff in the 2024 season. A capacity crowd of 64,261 also watched the game in person—the second-highest for a Valero Alamo Bowl that did not include a Texas team (other was Oklahoma State and Ohio State in 2004) and the highest attended bowl game outside of the CFP in 2024.

With the invitation to the 2024 Alamo Bowl, Sitake has been part of 15 bowl games during his coaching career. He has been on the winning side 12 times those 15 bowl games, including a 5-2 mark as a head coach at BYU.

Before joining the Big 12 during his tenure in independence, Sitake helped the Cougars achieve notable wins over Arkansas, Baylor, Wisconsin, Michigan State, Mississippi State, Tennessee, USC, Utah, Arizona, Arizona State, Washington State and Boise State, among others. He has also championed BYU's Built4Life career development and NIL program. Built4Life is designed to support BYU student-athletes in developing critical life skills, facilitating professional development opportunities and connecting classroom learning directly to relevant employment opportunities.

Named BYU's head coach on December 19, 2015, Sitake returned to his alma mater from Oregon State, where he served as assistant head coach and defensive coordinator in 2015 under head coach Gary Andersen. Sitake took the helm at BYU after 15 years in the college coaching profession, which included seven seasons serving as a defensive coordinator and four years as an assistant head coach.

Prior to Oregon State, Sitake spent 10 seasons at the University of Utah under head coach Kyle Whittingham, also a former Cougar. Sitake started at Utah in 2005 as the linebackers coach and was promoted to defensive coordinator in 2009 before also being named assistant head coach in 2012. While at Utah, Sitake coached several Pac-12 and Mountain West Conference honorees, including Morris Trophy winners Star Lotulelei (2011) and Nate Orchard (2014).

During his career, Sitake has helped mentor 33 NFL Draft picks, including 13 Cougars since taking over the program. Last year's draft saw left tackle Kingsley Suamataia selected by the Kansas City Chiefs. In 2023, three Cougars drafted included Blake Freeland (4th round), Jaren Hall (5th round) and Puka Nacua (5th round). Nacua earned All-Pro status while finishing as the Offensive Rookie of the Year runner-up after a record-breaking first season in the league. In 2022, RB Tyler Allgeier went to the Atlanta Falcons, where he set a Falcon's rushing record for a rookie with a 1,000-yard season. Allgeier followed the footsteps of other recent Cougar draft picks under Sitake, such as No. 2 overall pick Zach Wilson and offensive tackle Brady Christensen among five players drafted in the 2021, linebackers Sione Takitaki and Fred Warner in 2019 and 2018 and running back Jamaal Williams in 2017. Among their many accomplishments, Williams, BYU's all-time rushing leader, also rushed for more than 1,000 yards in 2022 while leading the NFL in rushing touchdowns, while Warner again earned All-Pro honors being widely regarded as one of the top linebackers in the NFL.

Sitake began his coaching career in 2001 as the defensive backs and special teams coach at Eastern Arizona before becoming a defensive graduate assistant at BYU in 2002 under Gary Crowton. Sitake then joined the staff at Southern Utah where he coached running backs, tight ends and offensive line during the 2003 and 2004 seasons.

He began his BYU playing career in 1994 prior to serving a two-year mission for The Church of Jesus Christ of Latter-day Saints to Oakland, California. After returning and redshirting in 1997, Sitake was a three-year starter at fullback for the Cougars from 1998-2000 under Edwards. A team captain as a senior, Sitake's last game as a player was also the last game coached by the legendary Edwards, who was a great mentor for Sitake.

Born in Nuku'alofa, Tonga, and raised in Laie, Hawai'i and Provo, Utah, Sitake is the nation's first FBS head football coach of Tongan descent. He graduated from BYU in 2000 with a bachelor's degree in English. He and his wife Timberly have four children.

kah-lah-nee  
see-tah-kay



## NOTABLES

- 33 NFL Draft picks
- 14 bowl games
- 7 Freshman All-Americans

## NFL DRAFT PICKS

- Zach Wilson (1st Rd (2nd overall, New York)
- Star Lotulelei (1st Rd, Carolina)
- Kingsley Suamataia (2nd Rd, Kansas City)
- Koa Misi (2nd Rd, Miami)
- Eric Rowe (2nd Rd, Philadelphia)
- Nate Orchard (2nd Rd, Cleveland)
- Paul Kruger (2nd Rd, Baltimore)
- Sean Smith (2nd Rd, Miami)
- Eric Weddle (2nd Rd, San Diego)
- Brady Christensen (3rd Rd, Carolina)
- Fred Warner (3rd Rd, San Francisco)
- Jeremiah Poutasi (3rd Rd, Tennessee)
- Sione Takitaki (3rd Rd, Cleveland)
- Jamaal Williams (4th Rd, Green Bay)
- Keith McGill (4th Rd, Oakland)
- Paul Soliai (4th Rd, Miami)
- Blake Freeland (4th Rd, Indianapolis)
- Jaren Hall (5th Rd, Minnesota)
- Puka Nacua (5th Rd, LA Rams)
- Tyler Allgeier (5th Rd, Atlanta)
- Treston Decoud (5th Rd, Houston)
- Robert Johnson (5th Rd, Tennessee)
- Stevenson Sylvester (5th Rd, Pittsburgh)
- Brandon Burton (5th Rd, Minnesota)
- Spencer Toone (5th Rd, Tennessee)
- Brice McCain (6th Rd, Houston)
- Kaelin Clay (6th Rd, Tampa Bay)
- Khyiris Tonga (7th Rd, Chicago)
- Chris Wilcox (7th Rd, Tampa Bay)
- Dax Milne (7th Rd, Washington)
- R.J... Stanford (7th Rd, Carolina)
- Joe Kruger (7th Rd, Philadelphia)
- Trevor Reilly (7th Rd, New York Jets)

## PLAYING CAREER

- 1994, 1997-2000 BYU fullback
- Team captain 2000
- Signed with Cincinnati Bengals in 2001

## EDUCATION/FAMILY

- Bachelor of Arts - English (2000)
- Married to Timberly Fiddle
- 4 children: Skye, Sadie, Kelaokalani, Sylvia
- Birthplace: Nuku'alofa, Tonga

## SITAKE COACHING EXPERIENCE

2016-	BYU	Head Coach
2015	Oregon State	Assistant HC/DC
2012-14	Utah	Assistant HC/DC/LB
2009-12	Utah	Def. Coordinator/LB
2005-08	Utah	Linebackers
2004	Southern Utah	Offensive Line/TE
2003	Southern Utah	Running Backs/TE
2002	BYU	GA-Defense
2001	Eastern Arizona	DB/Sp. Teams





## COACHES AND SUPPORT STAFF

Athletic Director . . . . . Brian Santiago  
 Head Coach . . . . . Kalani Sitake  
 Associate HC/DC/Safeties . . . . . Jay Hill **(Box)**  
 OC/Quarterbacks . . . . . Aaron Roderick **(Box)**  
 Passing Game Coordinator/WR . . . . . Fesi Sitake  
 Special Teams Coordinator/DE . . . . . Kelly Poppinga  
 Offensive Line/Run Game Coord. . . . . TJ Woods  
 Def.e Pass Game Coord. Cornerbacks . . . . . Jernaro Gilford  
 Linebackers . . . . . Justin Ena **(Box)**  
 Tight Ends . . . . . Kevin Gilbride  
 Defensive Tackles . . . . . Sione Po'uha  
 Running Backs . . . . . Harvey Unga  
 Senior Analyst . . . . . Chad Kauha'aha'a  
 Assistant TE Coach . . . . . Tyson McDaniel  
 Assistant QB Coach . . . . . Matt Mitchell  
 Assistant Safeties Coach . . . . . Gavin Fowler  
 Offensive Analyst . . . . . Al Pupunu  
 Offensive Analyst . . . . . Raelon Singleton  
 Defensive Analyst . . . . . Randy Coy, Jr.  
 Special Teams Analyst . . . . . Dylan Almond  
 Offensive Grad Assistant . . . . . Brandon Kipper  
 Offensive Grad Assistant . . . . . Karter Shaw  
 Defensive Grad Assistant . . . . . Wesley Johnson  
 Defensive Grad Assistant . . . . . Hayden Livingston  
 Assistant AD for Health & Performance . . . . . Coleby Clawson  
 Director of High Performance . . . . . Skyler Mayne  
 Director of Strength & Conditioning . . . . . Ryan Phillis  
 Associate Director of S & C . . . . . Nate Potoschnik  
 Strength & Conditioning Coach . . . . . Christian Tupou  
 Strength & Conditioning Coach . . . . . Zach Shaw  
 Strength & Conditioning Coach . . . . . Tim Ismail  
 Director of Rehabilitation . . . . . Terrance Motley  
 Director of Nutrition . . . . . Dan Wilcox  
 Director of Football Athletic Training . . . . . Brett Mortensen  
 Director of Mental Health . . . . . Braden Brown  
 Chief of Staff . . . . . Jon Swift  
 General Manager . . . . . Dave George  
 Director of Player Personnel . . . . . Justin Anderson  
 Director of Player Development . . . . . Mike Hall  
 Director of Recruiting . . . . . Brandon Bradley  
 Director of On-Campus Recruiting . . . . . Annie Barham  
 Director of Alumni Relations . . . . . Jack Damuni  
 Director of Scouting . . . . . Vince Feula  
 Director of Football Equipment Ops . . . . . Josh Weier  
 Director of Compliance for Football . . . . . Kurt Hunsaker  
 Director of FB Video & Technology . . . . . Brayden Woodall  
 Assistant AD for Football Academics . . . . . Jasen Ah You  
 Operations Assistant . . . . . Clay Aucoin  
 Executive Assistant to HC . . . . . Christiana Roberts



**KALANI SITAKE**  
Head Coach  
BYU, 2000



**JAY HILL (BOX)**  
Associate HC/DC/S  
Utah, 2000



**AARON RODERICK (BOX)**  
OC/QB  
BYU, 1998



**FESI SITAKE**  
PGC/WR  
Southern Utah, 2011



**KELLY POPPINGA**  
Special Teams/DE  
BYU, 2007



**TJ WOODS**  
OL/RGC  
Azusa Pacific, 2002



**JERNARO GILFORD**  
DEF. PGC/CB  
BYU, 2004



**KEVIN GILBRIDE**  
TE  
Hawaii, 2003



**JUSTIN ENA (BOX)**  
LB  
BYU, 2001



**SIONE PO'UHA**  
DT  
Utah, 2016



**HARVEY UNGA**  
RB  
BYU, 2012

## TEAM OFFENSE

### SCORED 70 POINTS OR MORE:

BYU: 2015, vs. Wagner (W, 70-6)  
Opp: 2001, vs. Hawai'i (L, 72-45)

### SCORED 60-69 POINTS:

BYU: 2025 vs. Portland State (W 69-0)  
2021, vs. Virginia (W, 66-49)  
Opp: 2001, Hawai'i (L, 72-45)

### SCORED 50-59 POINTS:

BYU: 2022, vs. Utah Tech (W, 52-26)  
Opp: 2022, Arkansas (L, 52-35)

### SCORED 30+ POINTS IN UNDER 8 MINUTES:

BYU: 2024, 31 pts in 6:25, vs. K-State (W, 38-9)

### SCORED DOUBLE-DIGITS EVERY QUARTER:

BYU: 2020, 14, 28, 14, 10 vs. North Alabama (W, 66-14)  
Opp: 2007, 14, 17, 14, 10 at Tulsa (L, 47-55)

### TOUCHDOWNS ON THE FIRST TWO DRIVES:

BYU: 2024, at Baylor (W, 34-28)  
Opp: 2023, at West Virginia (L, 37-7)

### TOUCHDOWNS ON FIRST MULTIPLE DRIVES:

BYU: 2020, vs. North Alabama (W, 66-14)--on first 6 drives  
BYU: 2021, vs. Idaho State (W, 59-14)--on first 5 drives  
BYU: 2024, at Baylor (W, 34-28)--on first 4 drives  
BYU: 2022, at, USF (W 50-21)--on first 3 drives

### TOUCHDOWNS EACH DRIVE OF 1ST HALF:

BYU: 2020, vs. North Alabama (W 66-14)

### TOUCHDOWN DRIVE OF 95+ YARDS:

BYU: 2024, 96 yards, at ASU (L, 28-23)  
BYU: 2024, 95 yards, at Utah (W, 22-21)  
BYU: 2024, 99 yards, vs. Arizona (W, 41-19)

### DID NOT SCORE A TOUCHDOWN:

BYU: 2023, at No. 7 Texas (L, 35-6)  
Opp: 2025, Portland State (W 69-0)  
2024, No. 13 K-State (W, 38-9) and at SMU (W, 18-15)

### TOTAL OFFENSE 700 YARDS OR MORE:

BYU: 2021, 734, Virginia (W, 66-49)

### TOTAL OFFENSE 600 YARDS OR MORE:

BYU: 2025, 606, Portland State (W 69-0)  
Opp: 2022, 644, Arkansas (L, 52-35)

### TOTAL OFFENSE 500-599 YARDS:

BYU: 2024, 527, vs. SIU (W, 41-13)  
Opp: 2023, 503, Oklahoma State (L 40-34)

### TOTAL OFFENSE 200 YARDS OR LESS:

BYU: 2018, 194, at Washington (L, 35-7)  
Opp: 2020, 185 vs. Sam Houston

### PASSING 500 YARDS OR MORE:

BYU: 2007, 537 at Tulsa (L, 47-55)  
Opp: 2016, 505 vs. Toledo (W, 55-53)

### PASSING 400-499 YARDS:

BYU: 2022, 456, vs. Utah Tech (W, 52-26)  
Opp: 2023, 447, at TCU (L, 44-11)

### PASSING 300-399 YARDS:

BYU: 2024, 346, at Arizona State (L 28-23)  
Opp: 2024, 324, at Baylor (W, 34-28)

### PASSING 51-100 YARDS:

BYU: 2016, 96 vs. Wyoming (W, 24-21)  
Opp: 2019, 72 at USF (L, 27-23)

### PASSING 50 YARDS OR LESS:

BYU: 2022, 47, vs. SMU (W 24-23)  
Opp: 2020, 30 at Navy (W, 55-3)

### PASSING 10 COMPLETIONS OR LESS:

BYU: 2022, 7, vs. SMU (W 24-23)  
Opp: 2020, 4 at Navy (W, 55-3)

### PASSING 6 TOUCHDOWNS OR MORE:

BYU: 2012, 6 at New Mexico State (W, 50-14)

### PASSING 5 TOUCHDOWNS:

BYU: 2022, 5, vs. Utah Tech (W, 52-26)  
Opp: 2022, 5 Arkansas (L, 52-35)

### PASSING 4 TOUCHDOWNS:

BYU: 2023, 4 vs. SUU (W, 41-16)  
BYU: 2023, 4 at TCU (L, 44-11)

### RUSHING 300 YARDS OR MORE:

BYU: 2022, 314, at USF (W, 50-21)  
Opp: 2023, 336, at West Virginia (L, 37-7)

### RUSHING 250-299 YARDS:

BYU: 2024, 252 at UCF (W, 37-24)  
BYU: 2024, 255 vs. OKST (W, 38-35)  
Opp: 2024, 269 vs. OKST (W, 38-35)

### RUSHING 200-249 YARDS:

BYU: 2023, 217, vs. No. 14 Oklahoma (L, 31-24)  
Opp: 2024, 228, vs. K-State (W, 38-9)

### RUSHING 51-100 YARDS:

BYU: 2024, 92 vs. K-State (W, 38-9)  
Opp: 2024, 94 vs. Houston (W, 30-18)  
Opp: 2024, 73 vs. Kansas (L, 17-13)  
Opp: 2024, 63 at Baylor (W, 34-28)

### RUSHING 50 YARDS OR LESS:

BYU: 2023, 9, at Kansas (L, 38-27)  
Opp: 2023, 38, vs. Sam Houston (W 14-0)

### RUSHING ZERO YARDS OR LESS:

BYU: 2017, minus-5 vs. LSU (L, 27-0)

Opp: 2012, minus-5 vs. WSU (W, 30-6)

### RUSHING 60 ATTEMPTS OR MORE:

BYU: 2014, 62 vs. Houston (W, 33-25)  
Opp: 2010, 65 at Air Force (L, 14-35)

### RUSHING 50-59 ATTEMPTS:

BYU: 2024, 52 at UCF (W, 37-24)  
Opp: 2022, 50, vs. SMU (W 24-23)

### RUSHING 4 TOUCHDOWNS OR MORE:

BYU: 2025: 5 vs. Portland State (W 69-0)  
BYU: 2021, 6 vs. Virginia (W, 66-49)  
BYU: 2020, 4 vs. LA Tech (W, 45-14)  
Opp: 2023, 4 at Oklahoma State (L 40-34)

### FIRST DOWNS 30 OR MORE:

BYU: 2022, 30, vs. Utah Tech (W, 52-26)  
BYU: 2021, 36 vs. Virginia (W, 66-49)  
Opp: 2023, 30 at West Virginia (L, 37-7)

### FIRST DOWNS 10 OR LESS:

BYU: 2018, 7 at Washington (L, 35-7)  
Opp: 2025, 3, Portland State (W 69-0)  
2024, 9, vs. Colorado (W 36-14)

### THIRD-DOWN CONVERSION 70-74%:

BYU: 2024, 70% (7/10) at ASU (L, 28-23)  
BYU: 2011, 71% (10/14) vs. New Mexico St (W, 42-7)  
Opp: 2005, 78% (7/9) at Wyoming (W, 35-21)

### THIRD-DOWN CONVERSION 75-79%:

BYU: 2011, 79% (11/14) at Oregon State (W, 38-28)  
Opp: 2018, 75% (9/12) at Washington (L, 35-7)

### THIRD-DOWN CONVERSION 80% OR MORE:

BYU: 2015, 89% vs. Wagner (W, 70-6)  
Opp: 2022, 80% (12-15) Arkansas (L, 52-35)

### THIRD-DOWN CONVERSION 90% OR MORE:

BYU: 2010, 92% (12/13) vs. Colorado State (W, 49-10)

## INDIVIDUAL OFFENSE

### ALL-PURPOSE 200-299 YARDS:

BYU: 2021, T. Allgeier, 204, vs. UAB (Bowls) (L, 23-17)  
Opp: 2022, D. Hunter 244, Liberty (L, 41-14)

### ALL-PURPOSE 300 YARDS OR MORE:

BYU: 2007, A. Collie 366 at Tulsa (L, 47-55)

### ALL-PURPOSE 3 PLAYERS 100 YARDS OR MORE:

BYU: 2024, K. Marion 121, C. Roberts 108, D. Lassiter 103  
BYU: 2022, C. Brooks, 147; K. Hill, 137; H. Nyberg, 113, Utah Tech (W, 52-26)  
BYU: 2021, T. Allgeier 291, P. Nacua 135, S. Nacua 114 vs. Virginia (W, 66-49)  
Opp: 2023, O. Gordon, 176, B. Presley 136, L. Johnson 132 at Ok. St. (L 40-34)

### ALL-PURPOSE 2 PLAYERS 100 YARDS OR MORE:

BYU: 2024, at Utah, K. Marion, 162, C. Roberts, 100 (W, 22-21)  
BYU: 2024, OKST, D. Lassiter, 129, L.J. Martin, 120 (W, 38-35)  
BYU: 2024, at Wyoming, C. Roberts, 129, K. Marion, 127 (W, 34-14)  
BYU: 2024, VS. Colorado, P. Kingston 129, L. Martin 121 (W 36-14)  
Opp: 2024, at UCF, RJ Harvey, 137, J. Jones, 116 (W, 37-24)

### TOUCHDOWNS SCORED 4 OR MORE IN QUARTER:

BYU: 1952, D. Felt (4 rushing) at San Jose State (L, 44-27) NCAA Record

### TOUCHDOWNS SCORED 3 IN QUARTER:

BYU: 2022, K. Hill (3 receiving, 2Q) vs. Utah Tech (W, 52-26)

### TOUCHDOWNS SCORED 4 OR MORE IN A HALF:

BYU: 2010, L. Ashworth (4 receiving) at CSU (W, 49-10)\*

### TOUCHDOWNS SCORED 3 IN A HALF:

BYU: 2022, K. Hill (3 receiving, 1st Half) vs. Utah Tech (W, 52-26)  
Opp: 2023, O. Gordon (3 rushing, 2nd half) at Oklahoma St. (L 40-34)

## INDIVIDUAL PASSING

### PASSING 600 YARDS OR MORE:

BYU: 1993, J. Walsh 619 at Utah State (L, 56-58)  
Opp: Never

### PASSING 500-599 YARDS:

BYU: 2007, M. Hall 537 at Tulsa (L, 55-47)  
Opp: 2016, L. Woodside 505 vs. Toledo (W, 55-53)

### PASSING 400-499 YARDS:

BYU: 2022, J. Hall, 456, vs. Utah Tech (W, 52-26)  
Opp: 2019, C. McDonald 493 vs. Hawai'i (L, 38-34)

### PASSING NO TOUCHDOWNS:

BYU: 2024, J. Retzlaff, vs. Colorado (W 36-14)  
Opp: 2024, Z. Chriss, Houston (W, 30-18)

### PASSING 25-29 COMPLETIONS:

BYU: 2022, J. Hall 29, at Boise State (W, 31-28)  
Opp: 2024, N. Fafita, 26, vs. Arizona (W, 41-19)

### PASSING 30-39 COMPLETIONS:

BYU: 2023, K. Slovis, 30, at Kansas (L, 38-27)  
Opp: 2023, A. Bowman, 31 at Oklahoma State (L 40-34)

### PASSING 40-49 COMPLETIONS:

BYU: 2005, J. Beck 41 vs. Boston College (L, 3-20)

### PASSING 50-59 ATTEMPTS:

BYU: 2023, K. Slovis 51 at Kansas (L, 38-27)  
BYU: 2015, T. Mangum 53 vs. UConn (W, 30-13)  
Opp: 2024, N. Fafita, 52, vs. Arizona (W, 41-19)

### PASSING 60 ATTEMPTS OR MORE:

BYU: 2014, C. Stewart 63 vs. NEV (L, 42-35)

### PASSING 7 TOUCHDOWNS OR MORE:

BYU: 2008, M. Hall 7 vs. UCLA (W, 59-0)

### PASSING 6 TOUCHDOWNS:

BYU: 2012, J. Lark 6 at New Mexico State (W, 50-14)

### PASSING 5 TOUCHDOWNS:

BYU: 2022, J. Hall, vs. Utah Tech (W, 52-26)  
BYU: 2014, C. Stewart, at California (W, 42-35)  
Opp: 2022, KJ Jefferson, Arkansas (L, 52-35)

### PASSING 4 TOUCHDOWNS:

BYU: 2023, K. Slovis vs. SUU (W, 41-16)  
BYU: 2022, J. Hall vs. Wyoming (W, 38-24)  
Opp: 2023, J. Hoover at TCU (L, 44-11)

### PASSING 3 TOUCHDOWNS:

BYU: 2024, J. Retzlaff at Baylor (W, 34-28)  
Opp: 2024, S. Robertson at Baylor (W, 34-28)

### NON-QB PASSING TOUCHDOWN:

BYU: 2024, P. Kingston 33 yards to L.J. Martin vs. Arizona (W, 41-19)  
BYU: 2023, P. Kingston 26 yards to I. Rex vs. Iowa State (L, 45-13)  
BYU: 2023, P. Kingston 37 yards to D. Smith at Arkansas (W, 38-31)  
BYU: 2022, C. Roberts 22 yards to J. Hall vs. No. 9 Baylor (W, 26-20)  
BYU: 2019, M. Simon 44-yards to M. Bushman vs. Liberty (W, 31-24)

## INDIVIDUAL RECEIVING

### RECEIVING 150-199 YARDS:

BYU: 2022, P. Nacua 157 at Boise State (W, 31-28)  
Opp: 2019, J. Ward 159 vs. Hawai'i (L, 38-34)

### RECEIVING 200 YARDS OR MORE:

BYU: 2008, D. Pitta 213 vs. Northern Iowa (W, 41-17)

### RECEIVING 10-14 RECEPTIONS:

BYU: 2022, P. Nacua, 14 (for 157), at Boise State (W, 31-28)  
Opp: 2022, J. Hobert, 11 (for 100), Utah Tech (W, 52-26)  
Opp: 2022, M. Mayer, 11 (for 118), Notre Dame (L, 28-20)

### RECEIVING 15 RECEPTIONS OR MORE:

BYU: 2014, M. Mathews 16 vs. NEV (L, 42-35)

### 10 or MORE RECEIVERS WITH AT LEAST 1 CATCH:

BYU: 2024, 10 vs. SIU, (W, 41-13)  
BYU: 2022, 10 at Oregon (L, 41-20)  
Opp: 2024, 10, vs. Arizona (W, 41-19)

### RECEIVING 3 TOUCHDOWNS:

BYU: 2022, K. Hill, vs. Utah Tech (W, 52-26)  
BYU: 2020, D. Milne at Houston (W, 43-26)  
Opp: 2022, M. Landers, Arkansas (L, 52-35)

### RECEIVING 4 TOUCHDOWNS OR MORE:

BYU: 2012, C. Hoffman 5 at New Mexico State (W, 50-14)

### RECEIVING 50-69 YARD TOUCHDOWN:

BYU: 2024, 62, C. Roberts, at UCF (W, 37-24)  
BYU: 2024, 57, JJ Phillips, vs. SIU (W, 41-13)  
Opp: 2024, X. Guillory, 61 yards from S. Leavitt at ASU (L, 28-23)  
Opp: 2023, J. Noel 66 yards from R. Becht vs. Iowa State (L, 45-13)

### RECEIVING 70-79 YARD TOUCHDOWN:

BYU: 2020, D. Milne 78 at Houston (W, 43-26)  
Opp: 2023, X. White, 72, Texas Tech (W, 27-14)

### RECEIVING 80-YARD or more TOUCHDOWN:

BYU: 2015, M. Juergens 84 vs. Boise State (W, 35-24)  
Opp: 2022, D. Osborne, 80, Utah Tech (W, 52-26)

### RECEIVING THREE 100-YARD RECEIVERS:

BYU: 2007, M. Reed 132, A. Collie 121, D. Pitta 113, vs. Tulsa (L, 55-47)

### RECEIVING TWO 100-YARD RECEIVERS:

BYU: 2024, C. Roberts 108, D. Lassiter 103  
BYU: 2022, P. Nacua 141, K. Eggs 125, vs. Arkansas (L, 52-35)  
BYU: 2021, G. Romney 119, P. Nacua 102 vs. USF (W, 24-16)  
Opp: 2022, D. Osborne, 138; J. Hobert, 100, Utah Tech (W, 52-26)

## INDIVIDUAL RUSHING

### RUSHING 20-29 CARRIES:

BYU: 2024, L.J. Martin 22, vs. Houston (W, 30-18)  
Opp: 2024, C. Skattabo, 28, at ASU (L, 28-23)

### RUSHING 30-34 CARRIES:

BYU: 2021, T. Allgeier 32 at Washington St. (W, 21-19)  
Opp: 2023, O. Gordon 34 at Oklahoma State (L 40-34)

### RUSHING 35 CARRIES OR MORE:

BYU: 1976, J. Blanc 36 vs. Wyoming (L, 29-34)  
Opp: 2003, J. Jones 35 at Notre Dame (L, 33-14)

### RUSHING 100-149 YARDS:

BYU: 2025, L.J. Martin 131, Portland State (W 69-0)  
BYU: 2024, L.J. Martin 101, at UCF (W, 37-24)  
BYU: 2024, L.J. Martin 120, vs. OKST (W, 38-35)  
Opp: 2024, C. Skattabo, 147, at ASU (L, 28-23)  
Opp: 2024, RJ Harvey, 127, at UCF (W, 37-24)  
Opp: 2024, O. Gordon 107, vs. OKST (W, 38-35)

### RUSHING 150-199 YARDS:

BYU: 2023, A. Robbins, 182, vs. No. 14 Oklahoma (L, 31-24)  
Opp: 2023, O. Gordon 166, at Oklahoma State (L 40-34)

### RUSHING 200 YARDS OR MORE:

BYU: 2021, T. Allgeier, 266 vs. Virginia (W, 66-49)  
Opp: 2022, D. Hunter, 213



**RUSHING 4 TOUCHDOWNS:**

BYU: 2018, Katoa 4 vs. New Mexico State (W 45-10)  
Opp: 2002, C. Harridge 4 Air Force (L, 52-9)

**RUSHING 3 TOUCHDOWNS:**

BYU: 2021, T. Allgeier 3 vs. UAB (BowI) (L, 23-17)  
Opp: 2014, P. Lynch 3 vs. Memphis (L, 55-48 20T)

**RUSHING 2 TD runs by a WR (or non-RB):**

BYU: 2024, K. Marion, 10 & 1 yards, at ASU (L, 28-23)

**RUSHING 50-69-YARD TOUCHDOWN:**

BYU: 2022, C. Brooks, 52 at USF (W, 50-21)  
Opp: 2024, O. Gordon 50 vs. OKST (W, 38-35)

**RUSHING 70-YARD TOUCHDOWN OR MORE:**

BYU: 2022, M. Davis 70, Wyoming (W, 38-24)  
BYU: 2022, P. Nacua, 75, at USF (W, 50-21)  
Opp: 2022, D. Hunter, 80, at Liberty (L, 41-14)

**TEAM DEFENSE****TACKLES 90-99:**

BYU: 2023, 92 vs. Cincinnati (W, 35-27)  
Opp: 2016, 93 at Cincinnati (W, 20-3)

**TACKLES 100 OR MORE:**

BYU: 2017, 107 at Mississippi State (L, 35-10)  
Opp: 2013, 117 at Houston (W, 47-46)

**TACKLES 3 WITH DOUBLE-DIGITS:**

BYU: 2023, M. Tooley 16, AJ Vongphachanh 10, H. Taggart 10 vs. Cincinnati (W, 35-27)  
Opp: 2017, A. Ramseur 12, D. Sutton 10, J. Williams 10 at ECU (L, 33-17)

**TACKLES 4 WITH DOUBLE-DIGITS:**

BYU: 2009, Denney 13, Johnson 11, Doman 11, Jorgensen 10 vs. Air Force (W, 38-21)  
Opp: 2013, Oliphant 16, Taylor 15, McDonald 13, Mathews 12, Stewart 10, McMillian 10 at HOU (W, 47-46)

**SACKS 5 OR MORE:**

BYU: 2020, 5 at Navy (W, 55-3)  
Opp: 2021, 5 at Baylor (L, 38-24)

**TURNOVERS CAUSED 4-5:**

BYU: 2024, 4 vs. Arizona (W, 41-19)  
BYU: 2023, 5 vs. Texas Tech (W, 27-14)  
BYU: 2019, 4 vs. No. 19 ASU (W, 27-17)  
Opp: 2019, 4 at SDSU (L, 13-3)

**TURNOVERS CAUSED 6 OR MORE:**

BYU: 2016, 6 at Utah (L, 19-20)  
Opp: 2017, 7 at Utah State (L, 40-24)

**INTERCEPTIONS 4 OR MORE:**

BYU: 2006, 4 vs. UNLV (W, 52-7)  
Opp: 2017, 4 vs. UMass (L, 16-10)

**INTERCEPTIONS by 12 or MORE Different Players:**

BYU: 2024, 12 players  
BYU 1987, 13 players (BYU record)

**FUMBLES RECOVERED 3-4:**

BYU: 2017, 4 vs. San Jose State (W, 41-20)  
Opp: 2014, 3 at Boise State (L, 21-16)

**FUMBLES RECOVERED 5 OR MORE:**

Opp: 2011, 6 vs. Utah (L, 54-10)

**FUMBLES FORCED 5 OR MORE:**

BYU: 2008, 5 vs. Northern Iowa (W, 41-17)  
Opp: 2011, 7 vs. Utah (L, 54-10)

**SCORED A DEFENSIVE TOUCHDOWN:**

BYU: 2024, INT, 21 yds (I. Glasker) vs. Arizona (W, 41-19)  
BYU: 2024, FR, 30 yds (T. Prassas) vs. K-State (W, 38-9)  
BYU: 2023, INT (E. Heckard) at Oklahoma State (L 40-34)  
Opp: 2023, INT, (B. Bowlman) vs. No. 14 Oklahoma (L, 31-24)  
Opp: 2023, INT, (M. Bradford) at TCU (L, 44-11)

**SCORED 20 DEFENSIVE TOUCHDOWNS:**

BYU: 2016, 2 INT returns at Boise State (L, 27-27)  
Opp: 2023, FR & INT vs. Kansas (L, 38-27)

**RETURNED AN INT FOR A TOUCHDOWN:**

BYU: 2024, INT (I. Glasker, 21 yards) vs. Arizona (W, 41-19)  
BYU: 2023, INT (E. Heckard, 13 yards) at Oklahoma State (L 40-34),  
Opp: 2023, INT, (B. Bowlman, 100yds) vs. No. 14 Oklahoma (L, 31-24)  
Opp: 2023, INT (M. Bradford, 35yds) at TCU (L, 44-11)

**RETURNED TWO INTS FOR TOUCHDOWNS:**

BYU: 2016, Fred Warner & Dayan Lake at Boise State (L, 28-27)  
Opp: 2019, F. Bernard & J. Blackmon vs. Utah (L, 30-12)

**FUMBLE RECOVERY/RETURN FOR TD:**

BYU: 2024, FR, 30 yds (T. Prassas) vs. K-State (W, 38-9)  
Opp: 2023, FR vs. Kansas (L, 38-27)

**SAFETY WAS SCORED:**

BYU: 2022, at USF, (W, 50-21)  
Opp: 2022, vs. Notre Dame (L, 28-20))

**INDIVIDUAL DEFENSE****TACKLES 15 OR MORE:**

BYU: 2023, AJ Vongphachanh, 15 at Oklahoma State (L 40-34)  
Opp: 2021, N. Jackson, 16 Virginia. (W, 66-49)

**TACKLES FOR LOSS 4 OR MORE:**

BYU: 2015, B. Kaufusi 4 vs. Fresno State (W 52-10)  
Opp: 2014, T. Plummer 4.5 at UCF (L, 31-24)

**SACKS 2:**

BYU: 2020, E. Tuioti-Mariner vs. N. Alabama (w, 66-14)  
Opp: 2019, A. Grier 2 at USF (L, 27-23)

**SACKS 3:**

BYU: 2020, T. Batty 3 vs. LA Tech (W, 45-14)  
Opp: 2014, M. Brown 3 at Texas (W, 41-7)

**SACKS 4 OR MORE:**

BYU: 1999, S. Gali 4 vs. New Mexico (W, 31-7)  
Opp: 2008, J. Hughes 4 vs. TCU (L, 32-7)

**INTERCEPTION RETURNED FOR A TD:**

BYU: 2024, I. Glasker vs. Arizona, 21 yds (W, 41-19)  
BYU: 2023, E. Heckard at Oklahoma State, 13 yards (L 40-34)  
Opp: 2023, B. Bowlman vs. No. 14 Oklahoma, 100 yards (L, 31-24)  
Opp: 2023, M. Bradford at TCU, 35 yards (L, 44-11)

**INTERCEPTIONS 2:**

BYU: 2023, E. Heckard at Oklahoma State (L 40-34)  
Opp: 2019, K. Bethley vs Hawai'i (L, 38-34)

**INTERCEPTIONS 3 OR MORE:**

BYU: 2015, K. Nacua vs. Boise State (W, 35-24)  
Opp: 2017, J. Davis at Utah State (L, 40-24)

**FUMBLE WAS RETURNED FOR A TD:**

BYU: 2024, FR, 30 yds (T. Prassas) vs. K-State (W, 38-9)  
Opp: 2023, C. Bryant at Kansas 22 yards (L, 38-27)

**FUMBLE FORCED 2:**

BYU: 2015, B. Kaufusi 2 at Missouri (L, 20-16)  
Opp: 2012, K. Smith 2 at San Jose State (L, 20-14)

**FUMBLE RECOVERIES 3 OR MORE:**

BYU: 2005, J. Luetgterodt at Wyoming (W, 35-21)

**SPECIAL TEAMS****SCORED 15 OR MORE POINTS KICKING:**

BYU: 2013, J. Sorensen 16 vs. Texas (W, 40-21)  
Opp: 2014, I. Frye 15 vs. Uva (W, 41-33)

**FIELD GOAL 45-49 YARDS:**

BYU: 2024, W. Ferrin, 49, at ASU (L, 28-23)  
BYU: 2024, W. Ferrin, 49, at Wyoming (W 34-17)  
Opp: 2024, T. Loop, 47, vs. Arizona (W, 41-19)

**FIELD GOAL 50 YARDS OR MORE:**

BYU: 2025, W. Ferrin, Portland State, 56 yards (W 69-0)  
BYU: 2024, W. Ferrin, at Baylor, 54 yards (W, 34-28)  
BYU: 2024, W. Ferrin, vs. Southern Illinois, 50 yards (W, 41-13)  
BYU: 2024, W. Ferrin vs. Colorado, 51 yards (W 36-14)  
BYU: 2024, W. Ferrin vs. Colorado, 54 yards (W 36-14)  
Opp: 2024, C. Rogers, 53, 52 at SMU (W, 18-15)

**FIELD GOAL 54 OR YARDS:**

BYU: 2025, W. Ferrin, Portland State, 56 yards (W 69-0)  
BYU: 2024, W. Ferrin, at Baylor, 54 yards (W, 34-28)  
BYU: 2024, W. Ferrin, vs. Colorado, 54 yards (W 36-14)  
BYU: 2020, J. Oldroyd 54 yards vs. Troy (W, 48-7)

**FIELD GOAL BLOCK:**

BYU: 2025, J. Taumoepeau, Portland State (W 69-0)  
Opp: 2016, D. Grant, USF (vs. J. Smith, BYU) (W, 35-27)

**FIELD GOAL BLOCKED FOR A TOUCHDOWN:**

BYU: 2025, J. Kelly, Portland State (W69-0)  
BYU: 2001, R. Denney at SDSU (W, 59-21)

**FIELD GOALS 4 OR MORE CONVERTED:**

BYU: 2018, S. Southam 4 vs. Arizona (W, 28-23)  
Opp: 2024, C. Rogers, 5 at SMU (W, 18-15)

**FIELD GOAL GAME-WINNING:**

BYU: 2024, W. Ferrin, 44, at Utah (W, 22-21)  
BYU: 2018, vs. Wisconsin (W, 24-21)  
Opp: 2022, vs. ECU (L, 27-24)

**CONVERTED FAKE FG:**

BYU: 2024, W. Ferrin, 8-yard run on 4&5, at UCF (W, 37-24)

**PAT 10 OR MORE CONVERTED:**

BYU: 2001, M. Payne 10 vs. Tulane (W, 70-35)  
2015, T. Samson 10 vs. Wagner (W, 70-6)

**BLOCKED A PAT:**

BYU: 2023, S. Moala at Oklahoma State (L 40-34)  
Opp: 2012, B. Yap vs. Hawaii (W, 47-0)

**TWO-POINT CONVERSION SUCCESSFUL:**

BYU: 2024, J. Retzlaff pass to D. Lassiter, at ASU (L, 28-23)  
BYU: 2023, K. Slovis pass to C. Roberts, at TCU (L, 44-11)  
Opp: 2023, A. Bowman pass to R. Owens, at Oklahoma St. (L 40-34)

**KICKOFF RETURN TEAM 150 YARDS OR MORE:**

BYU: 2011, 167 vs. TCU (L, 38-28)  
Opp: 2022, 239, at USF (W, 50-21)

**KICKOFF RETURN 100 TOTAL YARDS OR MORE:**

BYU: 2024, K. Marion, 131 on 3 returns at Utah (W, 22-21)  
BYU: 2024, K. Marion 116 on 2 returns at Wyoming W, 34-14)  
Opp: 2022, B. Battie, 150, at USF (W, 50-21)

**KICKOFF RETURN 50-99 YARDS:**

BYU: 2024, T. Alfrey, 58, vs. Houston (W, 30-18)  
BYU: 2024, K. Marion, 96, at Utah (W, 22-21)  
BYU: 2016, A. Hifo 66 vs. Wyoming (W, 24-21)  
Opp: 2023, I. Sategna, 88, at Arkansas (W, 38-31)

**KICKOFF RETURN 100 YARDS:**

BYU: 2024, K. Marion at Wyoming (W, 34-14)  
BYU: 1996, J. Dye vs. UTEP (W, 40-18)

**KICKOFF RETURN FOR A TOUCHDOWN:**

BYU: 2024, T. Alfrey, 58, vs. Houston (W, 30-18)  
BYU: 2024, K. Marion, 96, at Utah (W, 22-21)  
BYU: 2024, K. Marion, 100, at Wyoming (W, 34-14)  
Opp: 2023, I. Sategna, 88, at Arkansas (W, 38-31)

**KICKOFF RETURN FOR A TD ON THE ROAD:**

BYU: 2024, K. Marion, 96, at Utah (W, 22-21)  
BYU: 2024, K. Marion, 100 yards, at Wyoming (W, 34-14)  
BYU: 1998, M. Rigell, 96 yards, at Hawaii (W, 31-9)

**INDIVIDUAL 2 KO RETURN TD IN SAME SEASON**

BYU: 2024, K. Marion, at Utah, at Wyoming (2024)  
1989, S. Corley, vs. Air Force (1989)  
\*Corley KR TDs happened in the same game

**INDIVIDUAL 3 KO RETURN TD IN SAME SEASON**

BYU 1961, 3 KO return TDs, Paul Allen, 88, 92, 93

**TEAM 3 KO RETURN TD IN SAME SEASON**

BYU: 2024, T. Alfrey, 58, K. Marion, 100, 96  
Prior... BYU 1961, 3 KO return TDs, Paul Allen, 88, 92, 93

**PUNT RETURN TEAM 100 YARDS OR MORE:**

BYU: 2024, 107 vs. Colorado (W 36-14)

**PUNT RETURN PLAY BY PLAYER OF 40 YARDS +:**

BYU: 2024, P. Kingston 90 (TD) vs. K-State (W, 38-9)  
BYU: 2024, P. Kingston 64 (TD) vs. Colorado (W 36-14)  
Opp: 2023, Xavier Worthey, 74 for TD, at No. 7 Texas (L, 35-6)

**PUNT RETURN FOR A TD:**

BYU: 2024, P. Kingston 90 (TD) vs. K-State (W, 38-9)  
BYU: 2024, P. Kingston 64 (TD) vs. Colorado (W 36-14)  
BYU: 2013, J. Falsiev vs. MTSU (W, 37-10)  
Opp: 2023: Xavier Worthey, 74 for TD, at No. 7 Texas (L, 35-6)

**PUNT WAS BLOCKED:**

BYU: 2022, by H. Taggart, vs. SUU (W, 41-10)  
Opp: 2015, by T. Hicks vs. ECU (W, 45-38)

**PUNT BLOCKED FOR A TOUCHDOWN:**

BYU: 2021, by K. Hill, Idaho State (W, 59-14)  
Opp: 2015, by T. Hicks (rec. by Y. Bowden for TD) vs. ECU (W, 45-38)

**PUNT 60-69 YARDS:**

BYU: 2023, R. Rehkov 65, at Oklahoma State (L 40-34)  
Opp: 2023, R. Sanborn 64, at No. 7 Texas (L, 35-6)

**PUNT 70-79 YARDS:**

BYU: 2024, S. Vander Haar, 70 at Baylor (W, 34-28)  
Opp: 2011, T. Campbell 73 at Ole Miss (W, 14-13)

**PUNT 80 YARDS OR MORE:**

BYU: 2021, R. Rehkov 83 vs. No. 19 ASU (W, 27-17)

**PUNT AVERAGE 50 OR MORE (min. 3):**

BYU: 2024, S. Vander Haar, 51.0 on 3 punts, at Baylor (W, 34-28)  
Opp: 2023, R. Sanborn 54.0 at No. 7 Texas (L, 35-6)

**DID NOT PUNT DURING ENTIRE GAME:**

BYU: 2015, vs. Wagner (W 70-6)

**CONVERTED FAKE PUNT:**

BYU: 2024, S. Vander Haar, 22-yard run on 4&10, at Baylor (W, 34-28)

**GENERAL****DEFEATED A RANKED OPPONENT:**

BYU: 2024, No. 17 Colorado (W, 36-14)  
BYU: 2024, No. 13 K-State (W, 38-9)  
BYU: 2022, No. 21/25 BYU vs. No. 9/8 Baylor (W, 26-20)  
Opp: 2024, No. 21 ASU over No. 14 BYU (L, 28-23)  
Opp: 2024, Kansas over No. 6 BYU (L, 17-13)

**DEFEATED A RANKED OPP (BEING UNRANKED):**

BYU: 2024, No. 13 K-State (W, 38-9)  
Opp: 2024, Kansas over No. 6 BYU (L, 17-13)

**WON SCORING W/10 SECONDS OR LESS:**

BYU: 2024, 4 seconds, 44-yd FG W. Ferrin, at Utah (W, 22-21)  
BYU: 2024, 10 seconds, 35-yd TD Retzlaff to Lassiter, OKST (W, 38-35)  
BYU: 2015, 0 seconds, 42-yd TD Mangum to Mathews, Neb (W, 33-28)

**THE LAST TIME OVERTIME WAS PLAYED:**

BYU: 2024, at Oklahoma State (L 40-34, 2 OT)

**TEAM WAS AHEAD AT HALF AND LOST:**

BYU: 2023, at Oklahoma State (Ahead 24-6 and lost 40-34 in 2 OT)  
Opp: 2024, at Utah (ahead 21-10 and lost 22-21)  
Opp: 2024, vs. OKST (ahead 21-14 and lost 38-35)  
Opp: 2024, at SMU (ahead 9-7 and lost 18-15)

**SHUTOUT BY OPPONENT IN FIRST HALF:**

BYU: 2023, at West Virginia (L, 37-7)  
Opp: 2025, Portland State (W 69-0)

**SHUTOUT BY OPPONENT IN SECOND HALF:**

BYU: 2022, at Liberty, (L, 41-14)  
Opp: 2025, Portland State (W 69-0)  
Opp: 2023, at Utah (W 22-21)

**SHUTOUT BY OPPONENT:**

BYU: 2017, vs. LSU (L, 27-0)  
Opp: 2025, Portland State (W 69-0)

**PENALTIES 10 OR MORE:**

BYU: 2024: 10 (67 yards) at Utah (W, 22-21)  
BYU: 2023: 10 (98 yards) at WUU (L, 37-7)  
BYU 2022, 11 (132 yds) at Utah Tech (W, 52-26)  
Opp: 2024: 10 (90 yards) at Utah (W, 22-21)  
Opp: 2023, 10 (78 yards) at WUU (L, 37-7)

**PENALTY YARDS 100 OR MORE:**

BYU: 2022, 132 yds, vs. Utah Tech (W, 52-26)  
Opp: 2023, 14 for 125 at Arkansas (W, 38-31)

**PENALTIES 1 OR LESS:**

BYU: 2022, vs. Notre Dame, 1 (5 yards), (L, 28-20)  
Opp: 2022, OKST, 1 (5 yards), (W, 38-35)  
Opp: 2022, vs. Notre Dame, 1 (10 yards), (L, 28-20)

**NO TURNOVERS:**

BYU: 2023, vs. Cincinnati (W, 35-27)  
Opp: 2022, Baylor vs. No. 21/25 BYU (W, 26-20)

**4 OR MORE TURNOVERS:**

BYU: 2021, 4, Boise St. (L, 26-17)  
OPP: 2023, 5, Texas Tech (L, 27-14)

**TIME OF POSSESSION 40 MINUTES OR MORE:**

BYU: 2024, 40.28 at UCF (W, 37-24)  
BYU: 2020, 40.07 vs. Troy (W, 48-7)  
Opp: 2022, 40:55 vs. Notre Dame (L 28-20)

**MULTIPLE PUNT RET FOR TD ALLOWED/SEASON**

BYU: 2023, 2 (at Arkansas 88 yards; at No. 7 Texas, 74 yards)





	PSU	BYU
Score	0	69
FIRST DOWNS	3	28
RUSHES-YARDS (NET)	24--5	48-468
PASSING-YARDS (NET)	56	138
Passes Att-Comp-Int	20-10-0	18-12-0
TOTAL OFFENSE PLAYS-YARDS	44-51	66-606
Fumble Returns-Yards	1-0	1-0
Punt Returns-Yards	0-0	7-103
Kickoff Returns-Yards	2-17	0-0
Interception Returns-Yards	0-0	0-0
Punts (Number-Avg)	10-42.5	1-48.0
Fumbles-Lost	2-1	1-1
Penalties-Yards	4-20	5-55
Possession Time	25:38	34:22
Third-Down Conversions	1-13	6-10
Fourth-Down Conversions	0-0	1-1
Red-Zone Scores-Chances	0-0	6-6

Portland St.

Rushing	No.	Gain	Loss	Net	TD	Lg	Avg
J.Badolato-Birdsell	12	34	6	28	0	18	2.3
T.Smith	2	2	0	2	0	2	1
M.Avery	2	0	1	-1	0	0	-0.5

Passing	C-A-I	Yds	TD	Long	Sack
C.Jordan	8-14-0	58	0	20	2
T.Smith	2-6-0	-2	0	0	0

Receiving	No.	Yards	TD	Long	Tgt	YAC
M.Avery	3	11	0	7	4	1
B.Alvarez	2	10	0	6	3	7
K.Ingman	1	20	0	20	2	18
A.Miller	1	9	0	9	3	2

Punting	No.	Yds	Avg	Long	In20	TB
T.Johnson	10	425	42.5	63	3	0

Punt Returns	No.	Yards	TD	Long
--------------	-----	-------	----	------

Kick Returns	No.	Yards	TD	Long
C.Newman	2	17	0	18

Tackles	UA-A	Total	Sacks	TFL
I.Green	5-10	15	0	0
J.Roberts	2-8	10	0	0
J.Helmstetler	2-7	9	0	0

Qtr	Time	Scoring Play	V-H
1st	03:58	BYU - J.Kelly 54 yd TD BLKF (PAT KICK by W.Ferrin GOOD) ,	-7
1st	00:00	BYU - C.Roberts 4 yd TD PASS from B.Bachmeier (PAT KICK by W.Ferrin GOOD) , 4-56 2:23	-14
2nd	09:52	BYU - N.Moeaki 5 yd TD PASS from B.Bachmeier (PAT KICK by W.Ferrin GOOD) , 7-48 2:55	-21
2nd	06:53	BYU - C.Hagen 57 yd TD RUSH (PAT KICK by W.Ferrin GOOD) , 4-84 1:53	-28
2nd	06:15	BYU - B.Bachmeier 4 yd TD RUSH (PAT KICK by W.Ferrin GOOD) , 2-6 0:25	-35
2nd	03:35	BYU - C.Ryan 22 yd TD PASS from B.Bachmeier (PAT KICK by W.Ferrin GOOD) , 4-91 1:24	-42
2nd	00:49	BYU - B.Bachmeier 12 yd TD RUSH (PAT KICK by W.Ferrin GOOD) , 4-58 1:05	-49
3rd	06:33	BYU - W.Ferrin 25 yd FG , 15-68 8:27	0-52
3rd	02:09	BYU - W.Ferrin 56 yd FG , 6-12 3:11	0-55
4th	14:51	BYU - D.McKenzie 41 yd TD RUSH (PAT KICK by W.Ferrin GOOD) , 2-53 0:13	-62
4th	01:55	BYU - C.Miska 5 yd TD RUSH (PAT KICK by W.Ferrin GOOD) , 15-79 10:21	-69

BYU

Rushing	No.	Gain	Loss	Net	TD	Lg	Avg
L.Martin	8	131	0	131	0	49	16.4
C.Hagen	2	57	0	57	1	57	28.5
J.Damuni	7	44	0	44	0	12	6.3

Passing	C-A-I	Yds	TD	Long	Sack
B.Bachmeier	7-11-0	97	3	25	0
T.Bourguet	1-2-0	8	0	8	0
M.Hillstead	4-5-0	33	0	13	0

Receiving	No.	Yards	TD	Long	Tgt	YAC
C.Ryan	2	47	1	25	2	14
C.Hagen	2	35	0	24	3	15
J.Damuni	2	14	0	13	2	14
L.Martin	1	12	0	12	1	12

Punting	No.	Yds	Avg	Long	In20	TB
S.Vander Haar	1	48	48.0	48	0	0

Punt Returns	No.	Yards	TD	Long
P.Kingston	4	54	0	31
C.DeVries	1	42	0	42
C.Ryan	1	14	0	14
T.Bachmeier	1	-7	0	0

Kick Returns	No.	Yards	TD	Long
--------------	-----	-------	----	------

Tackles	UA-A	Total	Sacks	TFL
T.Alfrey	3-0	3	0	1
I.Glasker	2-1	3	0	1.5
A.Purcell	1-2	3	1	1



2025-26 BYU Football  
Game Results  
All games

Page 1/1  
as of Aug 31, 2025

Team Results

Date	Opponent		Score	Overall	Conf	Time	Attend
08/30/2025	Portland St.	W	69-0	1-0	0-0	3:05	64494



2025-26 BYU Football  
Overall Team Statistics  
All games

Page 1/2  
as of Aug 31, 2025

Team Statistics

	BYU	OPP
<b>Scoring</b>	<b>69</b>	<b>0</b>
Points per game	69.0	0.0
Points Off Turnovers	7	0
<b>First Downs</b>	<b>28</b>	<b>3</b>
Rushing	22	1
Passing	6	1
Penalty	0	1
<b>Rushing Yardage</b>	<b>468</b>	<b>-5</b>
Yards gained rushing	468	40
Yards lost rushing	0	45
Rushing attempts	48	24
Average per rush	9.8	-0.2
Average per game	468.0	-5.0
TDs Rushing	5	0
<b>Passing Yardage</b>	<b>138</b>	<b>56</b>
Comp-Att-Int	12-18-0	10-20-0
Average per pass	7.7	2.8
Average per catch	11.5	5.6
Average per game	138.0	56.0
TDs Passing	3	0
<b>Total offense</b>	<b>606</b>	<b>51</b>
Total plays	66	44
Average per play	9.2	1.2
Average per game	606.0	51.0
<b>Kick returns: #-Yards</b>	<b>0-0</b>	<b>2-17</b>
<b>Punt returns: #-Yards</b>	<b>7-65</b>	<b>0-0</b>
<b>Int returns: #-Yards</b>	<b>0-0</b>	<b>0-0</b>
<b>Kick return average</b>	<b>0.0</b>	<b>8.5</b>
<b>Punt return average</b>	<b>9.3</b>	<b>0.0</b>
<b>Int return average</b>	<b>0.0</b>	<b>0.0</b>
<b>Fumbles-Lost</b>	<b>1-1</b>	<b>2-1</b>
<b>Penalties-Yards</b>	<b>5-55</b>	<b>4-20</b>
Average per game	55.0	20.0
<b>Punts-Yards</b>	<b>1-48</b>	<b>10-425</b>
Average per punt	48.0	42.5
Net punt average	48.0	37.0
<b>Kickoffs-Yards</b>	<b>12-749</b>	<b>1-65</b>
Average per kick	62.4	65.0
Net kick average	41.1	40.0
<b>Time of possession / game</b>	<b>34:22</b>	<b>25:38</b>
<b>3rd-down conversion</b>	<b>6/10</b>	<b>1/13</b>
3rd-down pct	60%	8%
<b>4th-down conversion</b>	<b>1/1</b>	<b>0/0</b>





2025-26 BYU Football  
Overall Team Statistics  
All games

Page 2/2  
as of Aug 31, 2025

	BYU	OPP
4th-down pct	100%	0%
<b>Sacks by-Yards</b>	<b>2-15</b>	<b>0-0</b>
<b>Misc Yards</b>	<b>0</b>	<b>0</b>
<b>Touchdowns scored</b>	<b>9</b>	<b>0</b>
<b>Field goals - attempts</b>	<b>2-2</b>	<b>0-1</b>
<b>On-Side kicks</b>	<b>0-0</b>	<b>0-0</b>
<b>Red-zone scores</b>	<b>(6-6) 100%</b>	<b>(0-0) 0%</b>
<b>Red-zone touchdowns</b>	<b>(5-6) 83%</b>	<b>(0-0) 0%</b>
<b>PAT-attempts</b>	<b>(9-9) 100%</b>	<b>(0-0) 0%</b>
<b>2-point conversion-attempts</b>	<b>(0-0) 0%</b>	<b>(0-0) 0%</b>
<b>Attendance</b>	<b>64494</b>	<b>0</b>
Games / Avg per game	1/64494	0/0
Neutral site games	-	0/0

Score by Periods

Team	1st	2nd	3rd	4th	OT	TOT
BYU	14	35	6	14	0	69
Opponents	0	0	0	0	0	0



**2025-26 BYU Football**  
**Overall Defense Statistics**  
**All games**

Page 1/1  
as of Aug 31, 2025

**Team Defense**

##	Player	gp	Tackles				Sacks	Pass defense			Fumbles		blkd	
			ua	a	tot	tfl/yds	no-yds	int-yds	brup	qbh	fr-yds	ff	kick	saf
16	Isaiah Glasker	1	2	1	3	1.5-4	.	.	.	.	.	.	.	.
25	Talan Alfrey	1	3	.	3	1-1	.	.	.	.	.	.	.	.
94	Anisi Purcell	1	1	2	3	1-6	1-6	.	.	.	.	.	.	.
55	John Taumoepeau	1	1	2	3	0.5-2	.	.	.	.	1-0	.	1	.
33	Choe Bryant-Strother	1	2	.	2	1-9	1-9	.	.	.	.	.	.	.
97	Kinilau Fonohema	1	2	.	2	.	.	.	.	.	.	.	.	.
3	Raider Damuni	1	.	2	2	.	.	.	.	1	.	.	.	.
21	Miles Hall	1	1	1	2	1-1	.	.	.	.	.	.	.	.
54	Siale Esera	1	.	2	2	.	.	.	.	.	.	.	.	.
0	Evan Johnson	1	2	.	2	.	.	.	.	.	.	.	.	.
20	Cannon DeVries	1	1	1	2	0.5-1	.	.	.	.	.	.	.	.
7	Logan Lutui	1	2	.	2	1-5	.	.	.	.	.	.	.	.
24	Payton VanSteenkiste	1	1	.	1	.	.	.	.	.	.	.	.	.
32	Will Zundell	1	1	.	1	.	.	.	.	.	.	.	.	.
11	Faletau Satuala	1	1	.	1	.	.	.	.	.	.	1	.	.
90	Hunter Clegg	1	.	1	1	.	.	.	.	.	.	.	.	.
45	Viliami Po'uha	1	.	1	1	.	.	.	.	.	.	.	.	.
10	Orion Maile-Kaufusi	1	.	1	1	.	.	.	.	.	.	.	.	.
18	Ace Kaufusi	1	1	.	1	1-1	.	.	1	2	.	.	.	.
48	Bodie Schoonover	1	1	.	1	.	.	.	1	1	.	.	.	.
15	Tayvion Beasley	1	.	1	1	.	.	.	.	.	.	.	.	.
30	Max Alford	1	.	1	1	0.5-1	.	.	.	.	.	.	.	.
57	Keanu Tanuvasa	1	1	.	1	.	.	.	.	1	.	.	.	.
17	Jack Kelly	1	1	.	1	.	.	.	.	1	.	.	.	.
	<b>Totals</b>	<b>1</b>	<b>24</b>	<b>16</b>	<b>40</b>	<b>9-31</b>	<b>2-15</b>	<b>0-0</b>	<b>2</b>	<b>6</b>	<b>1-0</b>	<b>1</b>	<b>1</b>	<b>0</b>
	Opponents	1	32	48	80	0-0	0-0	0-0	3	0	1-0	0	0	0



# 2025-26 BYU Football Individual Statistics All games

Page 1/3  
as of Aug 31, 2025

## Rushing

Player	gp	att	gain	loss	net	avg	td	lg	avg/g
LJ Martin	1	8	131	0	131	16.4	0	49	131.0
Cody Hagen	1	2	57	0	57	28.5	1	57	57.0
Jovesa Damuni	1	7	44	0	44	6.3	0	12	44.0
Dominique McKenzie	1	1	41	0	41	41.0	1	41	41.0
Sione Moa	1	3	33	0	33	11.0	0	19	33.0
Lucky Finau	1	8	32	0	32	4.0	0	6	32.0
Bear Bachmeier	1	5	32	0	32	6.4	2	12	32.0
McCae Hillstead	1	2	23	0	23	11.5	0	13	23.0
Treyson Bourguet	1	1	21	0	21	21.0	0	21	21.0
Parker Kingston	1	2	14	0	14	7.0	0	8	14.0
Charles Miska	1	6	14	0	14	2.3	1	5	14.0
Trey Roberts	1	1	7	0	7	7.0	0	7	7.0
Tiger Bachmeier	1	1	2	0	2	2.0	0	2	2.0
Team	1	1	17	0	17	17.0	0	0	17.0
<b>Total</b>	<b>1</b>	<b>48</b>	<b>468</b>	<b>0</b>	<b>468</b>	<b>9.8</b>	<b>5</b>	<b>57</b>	<b>468.0</b>
<b>Opponents</b>	<b>1</b>	<b>24</b>	<b>40</b>	<b>45</b>	<b>-5</b>	<b>-0.2</b>	<b>0</b>	<b>18</b>	<b>-5.0</b>

## Punt Returns

Player	no.	yds	avg	td	lg
Parker Kingston	4	54	13.5	0	31
Carsen Ryan	1	14	14.0	0	14
Cannon DeVries	1	4	4.0	0	4
Tiger Bachmeier	1	-7	-7.0	0	0
<b>Total</b>	<b>7</b>	<b>65</b>	<b>9.3</b>	<b>0</b>	<b>31</b>
<b>Opponents</b>	<b>0</b>	<b>0</b>	<b>0.0</b>	<b>0</b>	<b>0</b>

## Interceptions

Player	no.	yds	avg	td	lg
<b>Total</b>	<b>0</b>	<b>0</b>	<b>0.0</b>	<b>0</b>	<b>0</b>
<b>Opponents</b>	<b>0</b>	<b>0</b>	<b>0.0</b>	<b>0</b>	<b>0</b>

## Kick Returns

Player	no.	yds	avg	td	lg
<b>Total</b>	<b>0</b>	<b>0</b>	<b>0.0</b>	<b>0</b>	<b>0</b>
<b>Opponents</b>	<b>2</b>	<b>17</b>	<b>8.5</b>	<b>0</b>	<b>18</b>

## Passing

Player	gp	effic	comp-att-int	pct	yds	td	lg	avg/g
Bear Bachmeier	1	227.7	7-11-0	63.6	97	3	25	97.0
McCae Hillstead	1	135.4	4-5-0	80.0	33	0	13	33.0
Treyson Bourguet	1	83.6	1-2-0	50.0	8	0	8	8.0
<b>Total</b>	<b>1</b>	<b>186.1</b>	<b>12-18-0</b>	<b>66.7</b>	<b>138</b>	<b>3</b>	<b>25</b>	<b>138.0</b>
<b>Opponents</b>	<b>1</b>	<b>73.5</b>	<b>10-20-0</b>	<b>50.0</b>	<b>56</b>	<b>0</b>	<b>20</b>	<b>56.0</b>

## Fumbles Recovered

Player	no.	yds	avg	td	lg
John Taumoepeau	1	0	0.0	0	0
<b>Total</b>	<b>1</b>	<b>0</b>	<b>0.0</b>	<b>0</b>	<b>0</b>
<b>Opponents</b>	<b>1</b>	<b>0</b>	<b>0.0</b>	<b>0</b>	<b>0</b>

## Receiving

Player	gp	no.	yds	avg	td	lg	avg/g
Carsen Ryan	1	2	47	23.5	1	25	47.0
Jovesa Damuni	1	2	14	7.0	0	13	14.0
Cody Hagen	1	2	35	17.5	0	24	35.0
Chase Roberts	1	1	4	4.0	1	4	4.0
Parker Kingston	1	1	5	5.0	0	5	5.0
Tiger Bachmeier	1	1	8	8.0	0	8	8.0
LJ Martin	1	1	12	12.0	0	12	12.0
Noah Moeaki	1	1	5	5.0	1	5	5.0
Rowan Reay	1	1	8	8.0	0	8	8.0
<b>Total</b>	<b>1</b>	<b>12</b>	<b>138</b>	<b>11.5</b>	<b>3</b>	<b>25</b>	<b>138.0</b>
<b>Opponents</b>	<b>1</b>	<b>10</b>	<b>56</b>	<b>5.6</b>	<b>0</b>	<b>20</b>	<b>56.0</b>





2025-26 BYU Football  
Individual Statistics  
All games

Page 2/3  
as of Aug 31, 2025

### Scoring

Player	td	fg	PAT						pts
			kick	rush	rcv	pass	dxp	saf	
Will Ferrin	-	2-2	9-9	-	-	-	-	-	15
Bear Bachmeier	2	-	-	-	-	-	-	-	12
Jack Kelly	1	-	-	-	-	-	-	-	6
Chase Roberts	1	-	-	-	-	-	-	-	6
Carsen Ryan	1	-	-	-	-	-	-	-	6
Cody Hagen	1	-	-	-	-	-	-	-	6
Dominique McKenzie	1	-	-	-	-	-	-	-	6
Noah Moeaki	1	-	-	-	-	-	-	-	6
Charles Miska	1	-	-	-	-	-	-	-	6
<b>Total</b>	<b>9</b>	<b>2-2</b>	<b>9-9</b>	<b>0</b>	<b>0</b>	<b>0</b>	<b>0</b>	<b>0</b>	<b>69</b>
<b>Opponents</b>	<b>0</b>	<b>0-1</b>	<b>0-0</b>	<b>0</b>	<b>0</b>	<b>0</b>	<b>0</b>	<b>0</b>	<b>0</b>

### Field Goals

Player	fg	pct.	01-19	20-29	30-39	40-49	50-99	lg	blk
Will Ferrin	2-2	100.0	0-0	1-1	0-0	0-0	1-1	56	0
<b>Opponents</b>	<b>0-1</b>	<b>0.0</b>	<b>0-0</b>	<b>0-0</b>	<b>0-0</b>	<b>0-0</b>	<b>0-1</b>	<b>0</b>	<b>1</b>

### FG Sequence

Team Name	BYU	Opponents
Portland St.	(25),(56)	57

Numbers in (parentheses) indicate field goal was made

### Total Offense

Player	g	plays	rush	pass	total	avg/g
LJ Martin	1	8	131	0	131	131.0
Bear Bachmeier	1	16	32	97	129	129.0
Cody Hagen	1	2	57	0	57	57.0
McCae Hillstead	1	7	23	33	56	56.0
Jovesa Damuni	1	7	44	0	44	44.0
Dominique McKenzie	1	1	41	0	41	41.0
Sione Moa	1	3	33	0	33	33.0
Lucky Finau	1	8	32	0	32	32.0
Treyson Bourguet	1	3	21	8	29	29.0
Parker Kingston	1	2	14	0	14	14.0
Charles Miska	1	6	14	0	14	14.0
Trey Roberts	1	1	7	0	7	7.0
Tiger Bachmeier	1	1	2	0	2	2.0
Team	1	0	17	0	17	17.0
<b>Total</b>	<b>1</b>	<b>66</b>	<b>468</b>	<b>138</b>	<b>606</b>	<b>606.0</b>
<b>Opponents</b>	<b>1</b>	<b>44</b>	<b>-5</b>	<b>56</b>	<b>51</b>	<b>51.0</b>

### Punting

Player	no.	yds	avg	lg	tb	fc	i20	50+	blk
Sam Vander Haar	1	48	48.0	48	0	1	0	0	0
<b>Total</b>	<b>1</b>	<b>48</b>	<b>48.0</b>	<b>48</b>	<b>0</b>	<b>1</b>	<b>0</b>	<b>0</b>	<b>0</b>
<b>Opponents</b>	<b>10</b>	<b>425</b>	<b>42.5</b>	<b>63</b>	<b>0</b>	<b>1</b>	<b>3</b>	<b>1</b>	<b>0</b>

### Kickoffs

Player	no.	yds	avg	tb	ob	retn	net	ydln
Will Ferrin	9	554	61.6	3	0			
Matthias Dunn	3	195	65.0	3	0			
<b>Total</b>	<b>12</b>	<b>749</b>	<b>62.4</b>	<b>6</b>	<b>0</b>	<b>2</b>	<b>41.1</b>	<b>23</b>
<b>Opponents</b>	<b>1</b>	<b>65</b>	<b>65.0</b>	<b>1</b>	<b>0</b>	<b>0</b>	<b>40</b>	<b>25</b>



2025-26 BYU Football  
Individual Statistics  
All games

Page 3/3  
as of Aug 31, 2025

All Purpose

Player	g	rush	rcv	pr	kr	ir	total	avg/g
LJ Martin	1	131	12	0	0	0	143	143.0
Cody Hagen	1	57	35	0	0	0	92	92.0
Parker Kingston	1	14	5	54	0	0	73	73.0
Carsen Ryan	1	0	47	14	0	0	61	61.0
Jovesa Damuni	1	44	14	0	0	0	58	58.0
Dominique McKenzie	1	41	0	0	0	0	41	41.0
Sione Moa	1	33	0	0	0	0	33	33.0
Lucky Finau	1	32	0	0	0	0	32	32.0
Bear Bachmeier	1	32	0	0	0	0	32	32.0
McCae Hillstead	1	23	0	0	0	0	23	23.0
Treyson Bourguet	1	21	0	0	0	0	21	21.0
Charles Miska	1	14	0	0	0	0	14	14.0
Rowan Reay	1	0	8	0	0	0	8	8.0
Trey Roberts	1	7	0	0	0	0	7	7.0
Noah Moeaki	1	0	5	0	0	0	5	5.0
Chase Roberts	1	0	4	0	0	0	4	4.0
Cannon DeVries	1	0	0	4	0	0	4	4.0
Tiger Bachmeier	1	2	8	-7	0	0	3	3.0
Team	1	17	0	0	0	0	17	17.0
<b>Total</b>	<b>1</b>	<b>468</b>	<b>138</b>	<b>65</b>	<b>0</b>	<b>0</b>	<b>671</b>	<b>671.0</b>
<b>Opponents</b>	<b>1</b>	<b>-5</b>	<b>56</b>	<b>0</b>	<b>17</b>	<b>0</b>	<b>68</b>	<b>68.0</b>



# 2025-26 BYU Football Combined Team Statistics All games

Page 1/3  
as of Aug 31, 2025

## Team Results

Date	Opponent		Score	Att.
08/30/2025	Portland St.	W	69-0	64494

## Rushing

Player	gp	att	gain	loss	net	avg	td	lg	avg/g
LJ Martin	1	8	131	0	131	16.4	0	49	131.0
Cody Hagen	1	2	57	0	57	28.5	1	57	57.0
Jovesa Damuni	1	7	44	0	44	6.3	0	12	44.0
Dominique McKenzie	1	1	41	0	41	41.0	1	41	41.0
Sione Moa	1	3	33	0	33	11.0	0	19	33.0
Lucky Finau	1	8	32	0	32	4.0	0	6	32.0
Bear Bachmeier	1	5	32	0	32	6.4	2	12	32.0
McCae Hillstead	1	2	23	0	23	11.5	0	13	23.0
Treyson Bourguet	1	1	21	0	21	21.0	0	21	21.0
Parker Kingston	1	2	14	0	14	7.0	0	8	14.0
Charles Miska	1	6	14	0	14	2.3	1	5	14.0
Trey Roberts	1	1	7	0	7	7.0	0	7	7.0
Tiger Bachmeier	1	1	2	0	2	2.0	0	2	2.0
Team	1	1	17	0	17	17.0	0	0	17.0
<b>Total</b>	<b>1</b>	<b>48</b>	<b>468</b>	<b>0</b>	<b>468</b>	<b>9.8</b>	<b>5</b>	<b>57</b>	<b>468.0</b>
<b>Opponents</b>	<b>1</b>	<b>24</b>	<b>40</b>	<b>45</b>	<b>-5</b>	<b>-0.2</b>	<b>0</b>	<b>18</b>	<b>-5.0</b>

## Passing

Player	gp	effic	comp-att-int	pct	yds	td	lg	avg/g
Bear Bachmeier	1	227.7	7-11-0	63.6	97	3	25	97.0
McCae Hillstead	1	135.4	4-5-0	80.0	33	0	13	33.0
Treyson Bourguet	1	83.6	1-2-0	50.0	8	0	8	8.0
<b>Total</b>	<b>1</b>	<b>186.1</b>	<b>12-18-0</b>	<b>66.7</b>	<b>138</b>	<b>3</b>	<b>25</b>	<b>138.0</b>
<b>Opponents</b>	<b>1</b>	<b>73.5</b>	<b>10-20-0</b>	<b>50.0</b>	<b>56</b>	<b>0</b>	<b>20</b>	<b>56.0</b>

## Receiving

Player	gp	no.	yds	avg	td	lg	avg/g
Carsen Ryan	1	2	47	23.5	1	25	47.0
Jovesa Damuni	1	2	14	7.0	0	13	14.0
Cody Hagen	1	2	35	17.5	0	24	35.0
Chase Roberts	1	1	4	4.0	1	4	4.0
Parker Kingston	1	1	5	5.0	0	5	5.0
Tiger Bachmeier	1	1	8	8.0	0	8	8.0
LJ Martin	1	1	12	12.0	0	12	12.0
Noah Moeaki	1	1	5	5.0	1	5	5.0
Rowan Reay	1	1	8	8.0	0	8	8.0
<b>Total</b>	<b>1</b>	<b>12</b>	<b>138</b>	<b>11.5</b>	<b>3</b>	<b>25</b>	<b>138.0</b>
<b>Opponents</b>	<b>1</b>	<b>10</b>	<b>56</b>	<b>5.6</b>	<b>0</b>	<b>20</b>	<b>56.0</b>

## Game Records

Record	Overall	Home	Away	Neutral
ALL GAMES	1-0	1-0	0-0	0-0
CONFERENCE	0-0	0-0	0-0	0-0
NON-CONFERENCE	1-0	1-0	0-0	0-0

## Team Statistics

	BYU	OPP
<b>First Downs</b>	<b>28</b>	<b>3</b>
Rushing	22	1
Passing	6	1
Penalty	0	1
<b>Rushing Yardage</b>	<b>468</b>	<b>-5</b>
Rushing attempts	48	24
Average per rush	9.8	-0.2
Average per game	468.0	-5.0
TDs Rushing	5	0
<b>Passing Yardage</b>	<b>138</b>	<b>56</b>
Comp-Att-Int	12-18-0	10-20-0
Average per pass	7.7	2.8
Average per catch	11.5	5.6
Average per game	138.0	56.0
TDs Passing	3	0
<b>Total offense</b>	<b>606</b>	<b>51</b>
Average per play	9.2	1.2
Average per game	606.0	51.0
<b>Kick returns: #-Yards</b>	<b>0-0</b>	<b>2-17</b>
<b>Punt returns: #-Yards</b>	<b>7-65</b>	<b>0-0</b>
<b>Int returns: #-Yards</b>	<b>0-0</b>	<b>0-0</b>
<b>Fumbles-Lost</b>	<b>1-1</b>	<b>2-1</b>
<b>Penalties-Yards</b>	<b>5-55</b>	<b>4-20</b>
<b>Punts-Avg</b>	<b>1-48.0</b>	<b>10-42.5</b>
<b>Time of possession / game</b>	<b>34:22</b>	<b>25:38</b>
<b>3rd-down conversion</b>	<b>6/10</b>	<b>1/13</b>
<b>4th-down conversion</b>	<b>1/1</b>	<b>0/0</b>
<b>PAT-attempts</b>	<b>(9-9) 100%</b>	<b>(0-0) 0%</b>
<b>2-point conversion-attempts</b>	<b>(0-0) 0%</b>	<b>(0-0) 0%</b>

## Interceptions

Player	no.	yds	avg	td	lg
<b>Total</b>	<b>0</b>	<b>0</b>	<b>0.0</b>	<b>0</b>	<b>0</b>
<b>Opponents</b>	<b>0</b>	<b>0</b>	<b>0.0</b>	<b>0</b>	<b>0</b>



# 2025-26 BYU Football Combined Team Statistics All games

Page 2/3  
as of Aug 31, 2025

## Field Goals

Player	fg	pct.	01-19	20-29	30-39	40-49	50-99	lg	blk
Will Ferrin	2-2	100.0	0-0	1-1	0-0	0-0	1-1	56	0
<b>Opponents</b>	<b>0-1</b>	<b>0.0</b>	<b>0-0</b>	<b>0-0</b>	<b>0-0</b>	<b>0-0</b>	<b>0-1</b>	<b>0</b>	<b>1</b>

## Scoring

Player	td	fg	PAT					dpx	saf	pts
			kick	rush	rcv	pass				
Will Ferrin	-	2-2	9-9	-	-	-	-	-	-	15
Bear Bachmeier	2	-	-	-	-	-	-	-	-	12
Jack Kelly	1	-	-	-	-	-	-	-	-	6
Chase Roberts	1	-	-	-	-	-	-	-	-	6
Carsen Ryan	1	-	-	-	-	-	-	-	-	6
Cody Hagen	1	-	-	-	-	-	-	-	-	6
Dominique McKenzie	1	-	-	-	-	-	-	-	-	6
Noah Moeaki	1	-	-	-	-	-	-	-	-	6
Charles Miska	1	-	-	-	-	-	-	-	-	6
<b>Total</b>	<b>9</b>	<b>2-2</b>	<b>9-9</b>	<b>0</b>	<b>0</b>	<b>0</b>	<b>0</b>	<b>0</b>	<b>0</b>	<b>69</b>
<b>Opponents</b>	<b>0</b>	<b>0-1</b>	<b>0-0</b>	<b>0</b>	<b>0</b>	<b>0</b>	<b>0</b>	<b>0</b>	<b>0</b>	<b>0</b>

## Score by Periods

Team	1st	2nd	3rd	4th	OT	TOT
BYU	14	35	6	14	0	69
Opponents	0	0	0	0	0	0

## Punting

Player	no.	yds	avg	lg	tb	fc	i20	50+	blk
Sam Vander Haar	1	48	48.0	48	0	1	0	0	0
<b>Total</b>	<b>1</b>	<b>48</b>	<b>48.0</b>	<b>48</b>	<b>0</b>	<b>1</b>	<b>0</b>	<b>0</b>	<b>0</b>
<b>Opponents</b>	<b>10</b>	<b>425</b>	<b>42.5</b>	<b>63</b>	<b>0</b>	<b>1</b>	<b>3</b>	<b>1</b>	<b>0</b>

## Punt Returns

Player	no.	yds	avg	td	lg
Parker Kingston	4	54	13.5	0	31
Carsen Ryan	1	14	14.0	0	14
Cannon DeVries	1	4	4.0	0	4
Tiger Bachmeier	1	-7	-7.0	0	0
<b>Total</b>	<b>7</b>	<b>65</b>	<b>9.3</b>	<b>0</b>	<b>31</b>
<b>Opponents</b>	<b>0</b>	<b>0</b>	<b>0.0</b>	<b>0</b>	<b>0</b>

## Kick Returns

Player	no.	yds	avg	td	lg
<b>Total</b>	<b>0</b>	<b>0</b>	<b>0.0</b>	<b>0</b>	<b>0</b>
<b>Opponents</b>	<b>2</b>	<b>17</b>	<b>8.5</b>	<b>0</b>	<b>18</b>

## All Purpose

Player	g	rush	rcv	pr	kr	ir	total	avg/g
LJ Martin	1	131	12	0	0	0	143	143.0
Cody Hagen	1	57	35	0	0	0	92	92.0
Parker Kingston	1	14	5	54	0	0	73	73.0
Carsen Ryan	1	0	47	14	0	0	61	61.0
Jovesa Damuni	1	44	14	0	0	0	58	58.0
Dominique McKenzie	1	41	0	0	0	0	41	41.0
Sione Moa	1	33	0	0	0	0	33	33.0
Lucky Finau	1	32	0	0	0	0	32	32.0
Bear Bachmeier	1	32	0	0	0	0	32	32.0
McCae Hillstead	1	23	0	0	0	0	23	23.0
Treyson Bourguet	1	21	0	0	0	0	21	21.0
Charles Miska	1	14	0	0	0	0	14	14.0
Rowan Reay	1	0	8	0	0	0	8	8.0
Trey Roberts	1	7	0	0	0	0	7	7.0
Noah Moeaki	1	0	5	0	0	0	5	5.0
Chase Roberts	1	0	4	0	0	0	4	4.0
Cannon DeVries	1	0	0	4	0	0	4	4.0
Tiger Bachmeier	1	2	8	-7	0	0	3	3.0
<b>Total</b>	<b>1</b>	<b>468</b>	<b>138</b>	<b>65</b>	<b>0</b>	<b>0</b>	<b>671</b>	<b>671.0</b>
<b>Opponents</b>	<b>1</b>	<b>-5</b>	<b>56</b>	<b>0</b>	<b>17</b>	<b>0</b>	<b>68</b>	<b>68.0</b>

## Total Offense

Player	g	plays	rush	pass	total	avg/g
LJ Martin	1	8	131	0	131	131.0
Bear Bachmeier	1	16	32	97	129	129.0
Cody Hagen	1	2	57	0	57	57.0
McCae Hillstead	1	7	23	33	56	56.0
Jovesa Damuni	1	7	44	0	44	44.0
Dominique McKenzie	1	1	41	0	41	41.0
Sione Moa	1	3	33	0	33	33.0
Lucky Finau	1	8	32	0	32	32.0
Treyson Bourguet	1	3	21	8	29	29.0
Parker Kingston	1	2	14	0	14	14.0
Charles Miska	1	6	14	0	14	14.0
Trey Roberts	1	1	7	0	7	7.0
Tiger Bachmeier	1	1	2	0	2	2.0
<b>Total</b>	<b>1</b>	<b>66</b>	<b>468</b>	<b>138</b>	<b>606</b>	<b>606.0</b>
<b>Opponents</b>	<b>1</b>	<b>44</b>	<b>-5</b>	<b>56</b>	<b>51</b>	<b>51.0</b>





2025-26 BYU Football  
Combined Team Statistics  
All games

Page 3/3  
as of Aug 31, 2025

Team Defense

##	Player	gp	Tackles				Sacks	Pass defense			Fumbles		blkd	
			ua	a	tot	tfl/yds		int-yds	brup	qbh	fr-yds	ff	kick	saf
25	Talan Alfrey	1	3	.	3	1-1	.	.	.	.	.	.	.	.
94	Anisi Purcell	1	1	2	3	1-6	1-6	.	.	.	.	.	.	.
16	Isaiah Glasker	1	2	1	3	1.5-4	.	.	.	.	.	.	.	.
55	John Taumoepeau	1	1	2	3	0.5-2	.	.	.	.	1-0	.	1	.
7	Logan Lutui	1	2	.	2	1-5	.	.	.	.	.	.	.	.
33	Choe Bryant-Strother	1	2	.	2	1-9	1-9	.	.	.	.	.	.	.
0	Evan Johnson	1	2	.	2	.	.	.	.	.	.	.	.	.
54	Siale Esera	1	.	2	2	.	.	.	.	.	.	.	.	.
21	Miles Hall	1	1	1	2	1-1	.	.	.	.	.	.	.	.
3	Raider Damuni	1	.	2	2	.	.	.	.	1	.	.	.	.
97	Kinilau Fonohema	1	2	.	2	.	.	.	.	.	.	.	.	.
20	Cannon DeVries	1	1	1	2	0.5-1	.	.	.	.	.	.	.	.
17	Jack Kelly	1	1	.	1	.	.	.	.	1	.	.	.	.
57	Keanu Tanuvasa	1	1	.	1	.	.	.	.	1	.	.	.	.
30	Max Alford	1	.	1	1	0.5-1	.	.	.	.	.	.	.	.
15	Tayvion Beasley	1	.	1	1	.	.	.	.	.	.	.	.	.
48	Bodie Schoonover	1	1	.	1	.	.	.	1	1	.	.	.	.
18	Ace Kaufusi	1	1	.	1	1-1	.	.	1	2	.	.	.	.
10	Orion Maile-Kaufusi	1	.	1	1	.	.	.	.	.	.	.	.	.
45	Viliami Po'uha	1	.	1	1	.	.	.	.	.	.	.	.	.
11	Faletau Satuala	1	1	.	1	.	.	.	.	.	.	1	.	.
24	Payton VanSteenkiste	1	1	.	1	.	.	.	.	.	.	.	.	.
32	Will Zundell	1	1	.	1	.	.	.	.	.	.	.	.	.
90	Hunter Clegg	1	.	1	1	.	.	.	.	.	.	.	.	.
<b>Totals</b>		<b>1</b>	<b>24</b>	<b>16</b>	<b>40</b>	<b>9-31</b>	<b>2-15</b>	<b>0-0</b>	<b>2</b>	<b>6</b>	<b>1-0</b>	<b>1</b>	<b>1</b>	<b>0</b>
Opponents		1	32	48	80	0-0	0-0	0-0	3	0	1-0	0	0	0



2025-26 BYU Football  
Team Game-by-Game  
All games

Page 1/1  
as of Aug 31, 2025

Date	Opponent	Rushing				Receiving				Passing				Kick Returns				Punt Returns				tot		
		no.	yds	td	lg	no.	yds	td	lg	cmp	att	int	yds	td	lg	no.	yds	td	lg	no.	yds	td	lg	off
08/30/2025	Portland St.	48	468	5	57	12	138	3	25	12	18	0	138	3	25	0	0	0	0	7	65	0	31	606
BYU		48	468	5	57	12	138	3	25	12	18	0	138	3	25	0	0	0	0	7	65	0	31	606
Opponents		24	-5	0	18	10	56	0	20	10	20	0	56	0	20	2	17	0	18	0	0	0	0	51

BYU Averages

Games	Avg/ rush	Avg/ catch	Pass effic	KR avg	PR avg	All purpose avg/game	Total offense avg/game
1	9.8	11.5	186.1	0.0	9.3	671.0	606.0

Date	Opponent	Tackles				Sacks		Fumble		Pass Defense				blkd	PAT attempts				off	
		ua	a	total	tfl-yds	no-yds	ff	fr-yds	int-yds	qbh	brup	kick	kick	rush	rcv	saf	t/o	pts		
08/30/2025	Portland St.	24	16	40	9.0-31	2-15	1	1-0	0-0	6	2	1	9-9	0	0	0	7	69		
BYU		24	16	40	9.0-31	2-15	1	1-0	0-0	6	2	1	9-9	0	0	0	7	69		
Opponents		32	48	80	0.0-0	0-0	0	1-0	0-0	0	3	0	0-0	0	0	0	0	0		

Date	Opponent	Punting										Field Goals			Kickoffs				
		no.	yds	avg	long	blkd	tb	fc	50+	i20	md-att	long	blkd	no.	yds	avg	tb	ob	
08/30/2025	Portland St.	1	48	48.0	48	0	0	1	0	0	2-2	56	0	12	749	62.4	6	0	
BYU		1	48	48.0	48	0	0	1	0	0	2-2	56	0	12	749	62.4	6	0	
Opponents		10	425	42.5	63	0	0	1	1	3	0-1	0	1	1	65	65.0	1	0	



2025-26 BYU Football  
Opponents Game-by-Game  
All games

Page 1/1  
as of Aug 31, 2025

Date	Opponent	Rushing				Receiving				Passing				Kick Returns				Punt Returns				tot		
		no.	yds	td	lg	no.	yds	td	lg	cmp	att	int	yds	td	lg	no.	yds	td	lg	no.	yds	td	lg	off
08/30/2025	Portland St.	24	-5	0	18	10	56	0	20	10	20	0	56	0	20	2	17	0	18	0	0	0	0	51
Opponents		24	-5	0	18	10	56	0	20	10	20	0	56	0	20	2	17	0	18	0	0	0	0	51
BYU		48	468	5	57	12	138	3	25	12	18	0	138	3	25	0	0	0	0	7	65	0	31	606

Opponents Averages

Games	Avg/ rush	Avg/ catch	Pass effic	KR avg	PR avg	All purpose avg/game	Total offense avg/game
1	-0.2	5.6	73.5	8.5	0.0	68.0	51.0

		Tackles				Sacks	Fumble	Pass Defense			blkd	PAT attempts			off			
Date	Opponent	ua	a	total	tfl-yds	no-yds	ff	fr-yds	int-yds	qbh	brup	kick	kick	rush	rcv	saf	t/o	pts
08/30/2025	Portland St.	32	48	80	0.0-0	0-0	0	1-0	0-0	0	3	0	0-0	0	0	0	0	0
Opponents		32	48	80	0.0-0	0-0	0	1-0	0-0	0	3	0	0-0	0	0	0	0	0
BYU		24	16	40	9.0-31	2-15	1	1-0	0-0	6	2	1	9-9	0	0	0	7	69

Date	Opponent	Punting										Field Goals			Kickoffs				
		no.	yds	avg	long	blkd	tb	fc	50+	i20	md-att	long	blkd	no.	yds	avg	tb	ob	
08/30/2025	Portland St.	10	425	42.5	63	0	0	1	1	3	0-1	0	1	1	65	65.0	1	0	
Opponents		10	425	42.5	63	0	0	1	1	3	0-1	0	1	1	65	65.0	1	0	
BYU		1	48	48.0	48	0	0	1	0	0	2-2	56	0	12	749	62.4	6	0	



**2025-26 BYU Football**  
**Team Game Highs**  
**All games**

Page 1/1  
as of Aug 31, 2025

**BYU - Game Highs**

<b>RUSHES</b>	48	Portland St. (08/30/2025)
<b>YARDS RUSHING</b>	468	Portland St. (08/30/2025)
<b>YARDS PER RUSH</b>	9.8	Portland St. (08/30/2025)
<b>TD RUSHES</b>	5	Portland St. (08/30/2025)
<b>PASS ATTEMPTS</b>	18	Portland St. (08/30/2025)
<b>PASS COMPLETIONS</b>	12	Portland St. (08/30/2025)
<b>YARDS PASSING</b>	138	Portland St. (08/30/2025)
<b>YARDS PER PASS</b>	7.7	Portland St. (08/30/2025)
<b>TD PASSES</b>	3	Portland St. (08/30/2025)
<b>TOTAL PLAYS</b>	66	Portland St. (08/30/2025)
<b>TOTAL OFFENSE</b>	606	Portland St. (08/30/2025)
<b>YARDS PER PLAY</b>	9.2	Portland St. (08/30/2025)
<b>POINTS</b>	69	Portland St. (08/30/2025)
<b>SACKS BY</b>	2	Portland St. (08/30/2025)
<b>FIRST DOWNS</b>	28	Portland St. (08/30/2025)
<b>PENALTIES</b>	5	Portland St. (08/30/2025)
<b>PENALTY YARDS</b>	55	Portland St. (08/30/2025)
<b>TURNOVERS</b>	1	Portland St. (08/30/2025)
<b>PUNTS</b>	1	Portland St. (08/30/2025)
<b>PUNTING AVG</b>	48.0	Portland St. (08/30/2025)
<b>LONG PUNT</b>	48	Portland St. (08/30/2025)
<b>PUNTS INSIDE 20</b>	0	Portland St. (08/30/2025)
<b>LONG PUNT RETURN</b>	31	Portland St. (08/30/2025)





**2025-26 BYU Football**  
**Opponent Match Highs**  
**All games**

Page 1/1  
as of Aug 31, 2025

**Opponent - Game Highs**

<b>RUSHES</b>	24	Portland St. (08/30/2025)
<b>YARDS RUSHING</b>	-5	Portland St. (08/30/2025)
<b>YARDS PER RUSH</b>	-0.2	Portland St. (08/30/2025)
<b>TD RUSHES</b>	0	Portland St. (08/30/2025)
<b>PASS ATTEMPTS</b>	20	Portland St. (08/30/2025)
<b>PASS COMPLETIONS</b>	10	Portland St. (08/30/2025)
<b>YARDS PASSING</b>	56	Portland St. (08/30/2025)
<b>YARDS PER PASS</b>	2.8	Portland St. (08/30/2025)
<b>TD PASSES</b>	0	Portland St. (08/30/2025)
<b>TOTAL PLAYS</b>	44	Portland St. (08/30/2025)
<b>TOTAL OFFENSE</b>	51	Portland St. (08/30/2025)
<b>YARDS PER PLAY</b>	1.2	Portland St. (08/30/2025)
<b>POINTS</b>	0	Portland St. (08/30/2025)
<b>SACKS BY</b>	0	Portland St. (08/30/2025)
<b>FIRST DOWNS</b>	3	Portland St. (08/30/2025)
<b>PENALTIES</b>	4	Portland St. (08/30/2025)
<b>PENALTY YARDS</b>	20	Portland St. (08/30/2025)
<b>TURNOVERS</b>	1	Portland St. (08/30/2025)
<b>PUNTS</b>	10	Portland St. (08/30/2025)
<b>PUNTING AVG</b>	42.5	Portland St. (08/30/2025)
<b>LONG PUNT</b>	63	Portland St. (08/30/2025)
<b>PUNTS INSIDE 20</b>	3	Portland St. (08/30/2025)
<b>LONG PUNT RETURN</b>	0	Portland St. (08/30/2025)



**2025-26 BYU Football**  
**Team Match Lows**  
**All games**

Page 1/1  
as of Aug 31, 2025

**BYU - Game Lows**

<b>RUSHES</b>	48	Portland St. (08/30/2025)
<b>YARDS RUSHING</b>	468	Portland St. (08/30/2025)
<b>YARDS PER RUSH</b>	9.8	Portland St. (08/30/2025)
<b>TD RUSHES</b>	5	Portland St. (08/30/2025)
<b>PASS ATTEMPTS</b>	18	Portland St. (08/30/2025)
<b>PASS COMPLETIONS</b>	12	Portland St. (08/30/2025)
<b>YARDS PASSING</b>	138	Portland St. (08/30/2025)
<b>YARDS PER PASS</b>	7.7	Portland St. (08/30/2025)
<b>TD PASSES</b>	3	Portland St. (08/30/2025)
<b>TOTAL PLAYS</b>	66	Portland St. (08/30/2025)
<b>TOTAL OFFENSE</b>	606	Portland St. (08/30/2025)
<b>YARDS PER PLAY</b>	9.2	Portland St. (08/30/2025)
<b>POINTS</b>	69	Portland St. (08/30/2025)
<b>SACKS BY</b>	2	Portland St. (08/30/2025)
<b>FIRST DOWNS</b>	28	Portland St. (08/30/2025)
<b>PENALTIES</b>	5	Portland St. (08/30/2025)
<b>PENALTY YARDS</b>	55	Portland St. (08/30/2025)
<b>INTERCEPTIONS BY</b>	0	Portland St. (08/30/2025)
<b>PUNTS</b>	1	Portland St. (08/30/2025)
<b>PUNTING AVG</b>	48.0	Portland St. (08/30/2025)
<b>LONG PUNT</b>	48	Portland St. (08/30/2025)
<b>PUNTS INSIDE 20</b>	0	Portland St. (08/30/2025)
<b>LONG PUNT RETURN</b>	31	Portland St. (08/30/2025)



**2025-26 BYU Football**  
**Opponent Match Lows**  
**All games**

Page 1/1  
as of Aug 31, 2025

**Opponent - Game Lows**

<b>RUSHES</b>	24	Portland St. (08/30/2025)
<b>YARDS RUSHING</b>	-5	Portland St. (08/30/2025)
<b>YARDS PER RUSH</b>	-0.2	Portland St. (08/30/2025)
<b>TD RUSHES</b>	0	Portland St. (08/30/2025)
<b>PASS ATTEMPTS</b>	20	Portland St. (08/30/2025)
<b>PASS COMPLETIONS</b>	10	Portland St. (08/30/2025)
<b>YARDS PASSING</b>	56	Portland St. (08/30/2025)
<b>YARDS PER PASS</b>	2.8	Portland St. (08/30/2025)
<b>TD PASSES</b>	0	Portland St. (08/30/2025)
<b>TOTAL PLAYS</b>	44	Portland St. (08/30/2025)
<b>TOTAL OFFENSE</b>	51	Portland St. (08/30/2025)
<b>YARDS PER PLAY</b>	1.2	Portland St. (08/30/2025)
<b>POINTS</b>	0	Portland St. (08/30/2025)
<b>SACKS BY</b>	0	Portland St. (08/30/2025)
<b>FIRST DOWNS</b>	3	Portland St. (08/30/2025)
<b>PENALTIES</b>	4	Portland St. (08/30/2025)
<b>PENALTY YARDS</b>	20	Portland St. (08/30/2025)
<b>INTERCEPTIONS BY</b>	0	Portland St. (08/30/2025)
<b>PUNTS</b>	10	Portland St. (08/30/2025)
<b>PUNTING AVG</b>	42.5	Portland St. (08/30/2025)
<b>LONG PUNT</b>	63	Portland St. (08/30/2025)
<b>PUNTS INSIDE 20</b>	3	Portland St. (08/30/2025)
<b>LONG PUNT RETURN</b>	0	Portland St. (08/30/2025)



**2025-26 BYU Football**  
**Individual Game Highs**  
**All games**

Page 1/1  
as of Aug 31, 2025

**BYU - Individual Game Highs**

<b>RUSHES</b>	8	Lucky Finau vs Portland St. (08/30/2025)
	8	LJ Martin vs Portland St. (08/30/2025)
<b>YARDS RUSHING</b>	131	LJ Martin vs Portland St. (08/30/2025)
<b>TD RUSHES</b>	2	Bear Bachmeier vs Portland St. (08/30/2025)
<b>LONG RUSH</b>	57	Cody Hagen vs Portland St. (08/30/2025)
<b>PASS ATTEMPTS</b>	11	Bear Bachmeier vs Portland St. (08/30/2025)
<b>PASS COMPLETIONS</b>	7	Bear Bachmeier vs Portland St. (08/30/2025)
<b>YARDS PASSING</b>	97	Bear Bachmeier vs Portland St. (08/30/2025)
<b>TD PASSES</b>	3	Bear Bachmeier vs Portland St. (08/30/2025)
<b>LONG PASS</b>	25	Bear Bachmeier vs Portland St. (08/30/2025)
<b>RECEPTIONS</b>	2	Carsen Ryan vs Portland St. (08/30/2025)
	2	Jovesa Damuni vs Portland St. (08/30/2025)
	2	Cody Hagen vs Portland St. (08/30/2025)
<b>YARDS RECEIVING</b>	47	Carsen Ryan vs Portland St. (08/30/2025)
<b>TD RECEPTIONS</b>	1	Chase Roberts vs Portland St. (08/30/2025)
	1	Carsen Ryan vs Portland St. (08/30/2025)
	1	Noah Moeaki vs Portland St. (08/30/2025)
<b>LONG RECEPTION</b>	25	Carsen Ryan vs Portland St. (08/30/2025)
<b>PUNTS</b>	1	Sam Vander Haar vs Portland St. (08/30/2025)
<b>PUNTING AVG</b>	48.0	Sam Vander Haar vs Portland St. (08/30/2025)
<b>LONG PUNT</b>	48	Sam Vander Haar vs Portland St. (08/30/2025)
<b>PUNTS INSIDE 20</b>	none	
<b>LONG PUNT RETURN</b>	31	Parker Kingston vs Portland St. (08/30/2025)
<b>LONG KICKOFF RETURN</b>	none	
<b>TACKLES</b>	3	Talan Alfrey vs Portland St. (08/30/2025)
	3	Anisi Purcell vs Portland St. (08/30/2025)
	3	Isaiah Glasker vs Portland St. (08/30/2025)
	3	John Taumoepeau vs Portland St. (08/30/2025)
<b>SACKS</b>	1	Choe Bryant-Strother vs Portland St. (08/30/2025)
	1	Anisi Purcell vs Portland St. (08/30/2025)
<b>TACKLES FOR LOSS</b>	1.5	Isaiah Glasker vs Portland St. (08/30/2025)





**2025-26 BYU Football**  
**Opponent Individual Match Highs**  
**All games**

Page 1/1  
as of Aug 31, 2025

**Opponent - Individual Game Highs**

<b>RUSHES</b>	12	Jacques Badolato-Birdsell vs Portland St. (08/30/2025)
<b>YARDS RUSHING</b>	28	Jacques Badolato-Birdsell vs Portland St. (08/30/2025)
<b>TD RUSHES</b>	none	
<b>LONG RUSH</b>	18	Jacques Badolato-Birdsell vs Portland St. (08/30/2025)
<b>PASS ATTEMPTS</b>	14	CJ Jordan vs Portland St. (08/30/2025)
<b>PASS COMPLETIONS</b>	8	CJ Jordan vs Portland St. (08/30/2025)
<b>YARDS PASSING</b>	58	CJ Jordan vs Portland St. (08/30/2025)
<b>TD PASSES</b>	none	
<b>LONG PASS</b>	20	CJ Jordan vs Portland St. (08/30/2025)
<b>RECEPTIONS</b>	3	Micah Avery vs Portland St. (08/30/2025)
<b>YARDS RECEIVING</b>	20	Kristian Ingman vs Portland St. (08/30/2025)
<b>TD RECEPTIONS</b>	none	
<b>LONG RECEPTION</b>	20	Kristian Ingman vs Portland St. (08/30/2025)
<b>FIELD GOALS</b>	none	
<b>LONG FIELD GOALS</b>	none	
<b>PUNTS</b>	10	Tony Johnson vs Portland St. (08/30/2025)
<b>PUNTING AVG</b>	42.5	Tony Johnson vs Portland St. (08/30/2025)
<b>LONG PUNT</b>	63	Tony Johnson vs Portland St. (08/30/2025)
<b>PUNTS INSIDE 20</b>	3	Tony Johnson vs Portland St. (08/30/2025)
<b>LONG PUNT RETURN</b>	none	
<b>LONG KICKOFF RETURN</b>	18	Cru Newman vs Portland St. (08/30/2025)
<b>TACKLES</b>	15	Isaiah Green vs Portland St. (08/30/2025)
<b>SACKS</b>	none	
<b>TACKLES FOR LOSS</b>	none	
<b>INTERCEPTIONS</b>	none	



**2025-26 BYU Football**  
**Games Played**  
**All games**

Page 1/2  
as of Aug 31, 2025

##	Player	GP-GS	PSU
0	Evan Johnson	1/1	START
0	Tei Nacua	0/0	...
1	Therrian Alexander	1/0	XXX
2	Chase Roberts	1/1	START
2	Jonathan Kabeya	0/0	...
3	McCae Hillstead	1/0	XXX
3	Raider Damuni	1/1	START
4	Mory Bamba	1/1	START
4	LJ Martin	1/1	START
5	Cody Hagen	1/0	XXX
5	Nusi Taumoepeau	0/0	...
7	Logan Lutui	1/1	START
10	Treyson Bourguet	1/0	XXX
10	Orion Maile-Kaufusi	1/0	XXX
11	Parker Kingston	1/1	START
11	Faletau Satuala	1/0	XXX
12	Preston Rex	0/0	...
13	Tausili Akana	1/0	XXX
13	Jojo Phillips	1/1	START
15	Tayvion Beasley	1/0	XXX
15	Lamason Waller III	0/0	...
16	Cole Hagen	0/0	...
16	Isaiah Glasker	1/1	START
16	Emerson Geilman	0/0	...
17	Jack Kelly	1/1	START
18	Ace Kaufusi	1/0	XXX
18	Reggie Frischknecht	0/0	...
19	Tiger Bachmeier	1/0	XXX
20	Carsen Ryan	1/1	START
20	Cannon DeVries	1/0	XXX
21	Miles Hall	1/0	XXX
22	Tommy Prassas	1/0	XXX
22	Trey Roberts	1/0	XXX
23	Pierson Watson	0/0	...
24	Ethan Wood	1/0	XXX
24	Payton VanSteenkiste	1/0	XXX
25	Talan Alfrey	1/0	XXX
26	Garrison Grimes	1/0	XXX
26	Jordyn Criss	1/0	XXX
27	Matthias Leach	1/0	XXX
28	Tanner Wall	1/1	START
28	Jovesa Damuni	1/0	XXX
29	Jayden Dunlap	1/0	XXX
29	Rowan Reay	1/0	XXX
30	Max Alford	1/0	XXX
30	Sione Moa	1/0	XXX
31	Kevin Doe	1/0	XXX
31	Fuller Shurtz	0/0	...
32	Marcus McKenzie	1/0	XXX
32	Will Zundell	1/0	XXX
33	Choe Bryant-Strother	1/0	XXX
34	Maika Kaufusi	0/0	...
34	Charles Miska	1/0	XXX
35	Sam Vander Haar	1/0	XXX
35	Jarinn Kalama	1/0	XXX
36	Kason Krebs	0/0	...
37	Joseph Douglas	0/0	...
38	Logan Payne	0/0	...
39	Crew Clark	1/0	XXX
41	Lucky Finau	1/0	XXX



**2025-26 BYU Football**  
**Games Played**  
**All games**

Page 2/2  
as of Aug 31, 2025

##	Player	GP-GS	PSU
41	Tyler Payne	0/0	...
43	Ty Smith	0/0	...
43	Naki Tuakoi	0/0	...
44	Will Ferrin	1/0	XXX
44	Ephraim Asiata	1/0	XXX
45	Keayen Nead	0/0	...
45	Viliami Po'uha	1/1	START
46	Kendal Wall	1/0	XXX
47	Berkley Alfrey	0/0	...
47	Bear Bachmeier	1/1	START
48	Bodie Schoonover	1/0	XXX
50	Maverick McManus	0/0	...
51	Sonny Makasini	1/1	START
52	Vincent Tautua	0/0	...
54	Siale Esera	1/1	START
55	Austin Leausa	1/1	START
55	John Taumoepeau	1/1	START
57	Keanu Tanuvasa	1/1	START
59	Siosefa Brown	0/0	...
59	Siosua Latu-Finau	1/0	XXX
61	Weylin Lapuaho	0/0	...
63	Bruce Mitchell	1/1	START
64	Kyle Sfarcioc	1/0	XXX
65	Brigham Alexander	0/0	...
66	Sione Hingano	0/0	...
67	Trevor Pay	1/0	XXX
68	Andrew Williams	1/0	XXX
71	Isaiah Jatta	1/1	START
71	Ikinasio Tupou	0/0	...
72	Kaufusi Pakofe	1/0	XXX
72	Joe Brown	1/0	XXX
74	Trevin Ostler	1/0	XXX
75	Andrew Gentry	1/1	START
76	Jeff Lewis	0/0	...
77	Jake Griffin	1/0	XXX
78	Ethan Thomason	0/0	...
79	Kaden Chidester	1/0	XXX
80	Jacob Nye	0/0	...
82	Noah Moeaki	1/0	XXX
84	Kila Keone	0/0	...
85	Anthony Olsen	1/0	XXX
86	Cole Clement	0/0	...
87	Ethan Erickson	0/0	...
88	Tucker Kelleher	0/0	...
89	Dominique McKenzie	1/0	XXX
90	Hunter Clegg	1/0	XXX
93	Kelepi Latu-Finau	0/0	...
94	Anisi Purcell	1/0	XXX
95	Alvin Puefua	0/0	...
95	Luke Toomalatai	0/0	...
96	Justin Kirkland	0/0	...
97	Matthias Dunn	1/0	XXX
97	Kinilau Fonohema	1/0	XXX
98	Sani Tuala	1/0	XXX
99	Ulavai Fetuli	0/0	...
		1/	XXX