



BYU FOOTBALL

GAME 3 | BYU at East Carolina | Saturday, Sept.20 | 7:30 p.m. ET | Greenville, North Carolina | Dowdy-Ficklen Stadium | ESPN2 | BYU Radio | www.BYUCougars.com



BROADCAST INFO

TV, Kickoff time ESPN2, 7:30 p.m. ET
Lowell Galindo, Aaron Murray, Lauren Sister
BYU Radio BYUradio SiriusXM 143/BYURadio.org,
BYU Radio App/KSL 1160 AM/102.7 FM,
Greg Wrubell (PxP), Hans Olsen (analyst), , Mitchell Juergens (sideline)
Radio start. 5:30 p.m. ET
TV Pregame show BYUtv, 5:30 p.m. ET

EAST CAROLINA

2-1 OVERALL 0-0 AAC (1-0 HOME, 1-1 AWAY)


Head Coach Blake Harrell (2nd year)
Alma Mater Western Carolina (2002)
Career Record 7-2
Record at ECU 7-2
Harrell vs. BYU First meeting















BYU COUGARS

2-0 OVERALL 0-0 BIG 12 (2-0 HOME, 0-0 AWAY, 0-0)

Head Coach Kalani Sitake (10th year)
Alma Mater BYU, 2000
Career Record 74-43
Record at BYU same
Sitake vs. East Carolina 0-2



2025 SCHEDULE (local times)

DATE	DATE	OPPONENT	TIME/RESULT	TV
8/30	Portland State	W 69-0	ESPN+	
	BYU scored nine touchdowns, including five total from true freshman QB Bear Bachmeier (3 passing/2 rushing) in dominant victory. The Cougars rolled up 606 yards to remain undefeated against the FCS.			
9/6	Stanford	W 27-3	ESPN	
	The Cougars defense dominated the game, allowing just 161 total yards and 19 rushing yards to the Cardinal. The defense also forced four turnovers and BYU handled Stanford 27-3.			
9/20	at East Carolina	TBA	TBA	
	The first road contest of the year comes after an early bye week to face East Carolina in Greenville, North Carolina. BYU lost to the Pirates in 2017 at Dowdy-Ficklen Stadium.			
9/27	at Colorado	8:15 p.m.	ESPN	
	A rematch of the 2024 Alamo Bowl between BYU and Colorado, the two schools meet for the Big 12 conference opener for the Cougars. BYU won the bowl game big, 36-14 in San Antonio, Texas.			
10/3	West Virginia	8:30 p.m.	ESPN	
	The Mountaineers will make their first trip to LaVell Edwards Stadium for a Friday night matchup under the lights. The two schools met in Morgantown in 2023 with West Virginia beating the Cougars.			
10/11	at Arizona	TBA	TBA	
	BYU heads to Tucson for the 16th time in program history and first since 2018. The Cougars won last year's game in Provo as part of the Fox Big Noon Kickoff with a 41-19 victory.			
10/18	Utah	TBA	TBA	
	Rivalry week comes early again in 2025 with the matchup with Utah in October. BYU edged the Utes last year with a 22-21 victory with a last minute field goal to remain unbeaten at 9-0.			
10/25	at Iowa State	TBA	TBA	
	The Cougars travel to Ames, Iowa for their third trip to visit the Cyclones and first since 1974. Iowa State rolled up BYU 45-13 in 2023 at LaVell Edwards Stadium in the Cougars first year in the Big 12.			
11/8	at Texas Tech	TBA	TBA	
	BYU last went to Lubbock in 1940 and return to face Texas Tech after the Cougars' second bye of the 2025 season. BYU beat the Red Raiders in 2023 by a score of 27-13 in Provo.			
11/15	TCU	TBA	TBA	
	The Horned Frogs come to Provo for the first time since 2009 when both schools were members of the Mountain West Conference. BYU fell to TCU 44-11 in 2023 in Fort Worth.			
11/22	at Cincinnati	TBA	TBA	
	BYU travels back to Cincinnati after facing them in 2016 on the road. The Bearcats were the Cougars first Big 12 victory in 2023, winning 35-27 at LaVell Edwards Stadium.			
11/29	UCF	TBA	TBA	
	UCF gets a Thanksgiving weekend matchup in Provo to end the regular season. The Cougars beat the Knights 37-24 in Orlando last year and have not been to LaVell Edwards Stadium since 2011.			



STORYLINES

THE SERIES. BYU and East Carolina are meeting for the fourth time in the series. The Cougars trail 1-2 overall and lost the only contest in Greenville, back in 2017. After being tied 10-10 at halftime, the Pirates pulled away thanks to two fourth quarter touchdowns from future NFL quarterback Gardner Minshew to win it 33-17. The two schools last met in 2022 where ECU kicked a game-winning field goal as time expired to beat the Cougars 27-24 in Provo.

AMERICAN ATHLETIC CONFERENCE. BYU is facing an opponent from the American Athletic Conference for the 21st time. The Cougars are 14-6 against the AAC. BYU last faced a team playing in the American in the 2022 New Mexico Bowl when SMU was still a member of the league, winning it 24-23.

NON-CONFERENCE SCHEDULE. After opening with Portland State, and FCS team, BYU hosted the Stanford Cardinal from the Atlantic Coast Conference in Provo. The Cougars got an early bye and now travel across the country to East Carolina of the American Athletic Conference on Sept. 20 to wrap up their non-conference schedule for 2025. Now in its third year in the Big 12, BYU has yet to lose a non-conference game (8-0).

YEAR 3 IN BIG 12. BYU begins its third season in the Big 12 Conference after taking a big leap in year two to compete for the league title. After a 5-7 overall finish in 2023 and a 2-7 mark in the Big 12, the Cougars flipped the script in 2024 by going 11-2 and 7-2 in the Big 12, tied for first place in the conference with Arizona State, Iowa State and Colorado. Now BYU starts its third lap in the Big 12, making road trips in league for the first time to Colorado, Arizona, Iowa State, Texas Tech and Cincinnati. In the Big 12, the Cougars host West Virginia, Utah, TCU and UCF.

IN SEARCH OF 3-0 STARTS. With a win over East Carolina, BYU would move to 3-0 to start the season for the third year in a row fifth time in six seasons. BYU has never gone three consecutive seasons starting out 3-0. In its history, BYU has had 18 3-0 starts. Under Sitake, when starting 3-0, BYU has finished with double digit wins three times (2024, 2021, 2020).

FIRST ROAD GAME. BYU is playing its first road game of the 2025 season. Under Kalani Sitake, BYU has won its first true road game of the year seven consecutive seasons, winning at Arizona (2018), Tennessee (2019), Navy (2020), Utah State (2021), South Florida (2022), Arkansas (2023) and SMU (2024). The Cougars are 25-22 in true road games, not including regular season neutral site games, under Sitake since 2016.

EAST CAROLINA



BYU

37.0	Scoring Offense	48.0
9.0	Scoring Defense	1.5
24.7	First Downs	23.0
135.3	Rushing Offense	312.5
58.7	Rushing Defense	7.0
346.3	Passing Offense	156.5
212.3	Passing Defense	99.0
481.7	Total Offense	469.0
271.0	Total Defense	106.0
24.0	Kickoff Return	44.0
11.2	Punt Return	12.6
73.3	Penalties (YPG)	45.0
39.0	Net Punting	44.8
29:51	Time of Possession	34:39
57.1	3rd Down %	45.8
25.0	4th Down %	66.7
9-55	Sacks-Yards	5-43
1-5	Sacks Allowed	3-18
75.0	Red Zone %	100.0
1932	First Year of Football	1922
473	Wins	629
2	10-Win Seasons	19
22	Bowl Games	41
7	Conference Titles	23
0	National Titles	1
34	Weeks in AP Poll	292
-	Weeks at No. 1	4
3	Consensus All-Americans	14
0	Heisman Winners	1
66	NFL Draft Picks	152
2	First Round Picks	12

TABLE OF CONTENTS

Media Information	2
Opponent Info	6
About the Program	3
University, Church & Missions	4
Big 12/Polls	5
Opponent Info	6
Roster/Pronunciation	7
Depth Chart	8
Scoring Drives/Superlatives	9
By the Numbers	10-11
Offensive Player Notes	12-15
Defensive Player Notes	16-19
Kalani Sitake	20
Coaching Staff	21
The Last Time	22-23
Box Scores	24-25
Season Stats	26



LIVE GAME NOTES

For live in-game notes, milestones and interesting facts, follow @BYUGameNotes during the game on X.

BYU FOOTBALL
GAME DAY
MEDIA CENTER





ATHLETIC COMMUNICATIONS CONTACTS

Assistant AD—Strategic Football Communications Brett Pyne
Cell. 801-367-1631
Emailbrett_pyne@byu.edu
Director of FB Media Relations (Interviews/Credentials) Kenny Cox
Cell. 801-420-7703
Emailkenny_cox@byu.edu
Sr. Assistant AD—Broadcast Relations (Sideline) Duff Tittle
Cell. 801 372-4401
Emailduff_tittle@byu.edu
Associate AD - Communications and Media Strategy
(Athletic Director, Administration Requests) Jon McBride
Emailjonathanmcbride@byu.edu
LaVell Edwards Stadium Press Box 801-422-2609
Websitewww.byucougars.com
Twitter@BYUFootball, @BYUgamenotes
Facebookfacebook.com/byufootball
AddressSAB 331, Provo, UT 84602

2025 QUICK FACTS

Location Provo, Utah 84602
Elevation 4,553 feet
Enrollment. 34,737
Founded October 16, 1875
Owned The Church of Jesus Christ of Latter-day Saints
Nickname Cougars
Mascot Cosmo the Cougar
Colors Blue and White
Stadium LaVell Edwards Stadium (62,073)
Surface Natural Grass
BYU President Shane Reese (BYU, 1994)
Athletics Director Brian Santiago (Fresno State, 1995)
Head Coach Kalani Sitake (BYU, 2000)
Seasons 10th year
Career Record. 74-43
Record at BYU Same
Defensive Set Multiple
Offensive Set. Multiple
2025 Record. 2-0
2025 AP Ranking/high. RV/RV
Lettermen Returning/Lost 44/31
Offensive Letterman R/L 15/15
Defensive Lettermen R/L 27/12
Specialist Lettermen R/L 2/3
Total Starters Ret./Lost. 14/10
Offensive Starters Ret./Lost 6/5
Defensive Starters Ret./Lost 6/5
Kicker/Punter Starters Ret./Lost 2/0
National Championships. 1 (1984)
Conference Championships 23 (last 2007)*
Bowl Appearances 41
Bowl Record 18-22-1
Last Bowl Appearance 2024 Alamo Bowl
Last Bowl Victory 2024 Alamo Bowl W, 36-14 vs. No. 23 Colorado
First Year of Football 1922
Total games played 1,100
All-time Record 628-445-26 (.583)
Total home games 501
All-time Home Record 345-150-6 (.695)
Total games at Edwards Stadium 352
Stadium Record. 267-86 (.759)
Total road games 538
All-time Road Record. 252-267-19 (.486)
Total neutral games 61
All-time Neutral Record 32-28-1 (.533)
Total games in the Big 12 18
All-time Big 12 Record. 9-9



BRETT PYNE
Associate AD—Strategic Football Communications
(Coach Sitake, Visiting Team)
Office: (801) 422-4912
Cell: (801) 367-1631
Email: brett_pyne@byu.edu
@brettpyne



KENNY COX
Assistant AD—Media Relations & Communications
(Interview Requests, Credentials)
Office: (801) 422-5202
Cell: (801) 420-7703
Email: kenny_cox@byu.edu
@kennycocx



DUFF TITTLE
Sr. Assistant AD—Broadcast Relations
(Sideline)
Office: (801) 422-4910
Cell: (801) 372-4401
Email: duff_tittle@byu.edu
@duffittle

MEDIA AVAILABILITY — SUBJECT TO CHANGE

MON 9/15 12:00 p.m. MT Head coach Kalani Sitake availability via Zoom	TUE 9/16 5:10 p.m. MT Defense/Offense Coaches and Players available after practice 6:30 p.m. MT BYU Football with Kalani Sitake BYUtv App, BYUtv.org, ESPN+	WED 9/17 No media availability	THU 9/18 No media availability	FRI 9/19 No media availability	SAT 9/20 BYU at East Carolina Dowdy-Ficklen Stadium 7:30 p.m. ET ESPN2 Head coach Kalani Sitake and select players available at postgame press conference
---	---	--	--	--	---

View the 2025 BYU FOOTBALL ALMANAC



WEEKLY GAME NOTES

Thank you for your coverage of BYU football for the 2025 season. These game notes have been designed to provide local, regional and national media with useful information about the BYU football program, specific to this week's game. Additional information on BYU's history and tradition, along with much more in-depth team information can be found at BYUCougars.com. Should you need additional information such as photographs, video or other inquiries, please contact a member of the BYU Athletic Communications staff.

SOCIAL MEDIA

BYU Athletics X: @BYUCougars
BYU Football X: @BYUFootball
BYU Game Notes X: @BYUgamenotes (Follow this account for the most up-to-date notes and milestones during games)
BYU Athletic Communications: @BYUCougarsPR (Follow this account for news and press releases)
Instagram: BYUCougars, BYUfootball
Facebook: BYU Football
Head coach Kalani Sitake X: @kalanifsitake
Use the hashtags: #BYUFootball #GoCoug

BYUCOUGARS.COM

Please visit byucougars.com for press releases, updated player and coach bios, statistics, game notes, press conference transcripts and schedules. In addition, the site features numerous video highlights, interviews and features posted daily. On game day, use BYUCougars.com/pressbox

COLLEGE PRESS BOX

Collegepressbox.com is the official media website for BYU football and all FBS schools. Users may access and download weekly game notes, quotes, statistics, media guides, headshots, logos and more for BYU and other FBS schools. Login information will be distributed to accredited media or you can apply for a password by sending an email to password@collegepressbox.com.

LIVE RADIO AND STREAMING

Listen to Greg Wrubell, Hans Olsen and Mitchell Juergens as they present radio play-by-play on BYU Radio. Broadcasts can be heard via BYU Radio SiriusXM 143/KSL Newsradio 1160 AM/102.7 FM and network affiliates in Utah and Idaho. Live audio is also streamed at BYURadio.org and on the BYU Radio App.

BYUtv PREGAME AND POSTGAME SHOWS

Watch the football pregame show Countdown to Kickoff two hours before every kickoff and after the game tune into BYU Football Postgame on BYUtv and byutv.org.

MEDIA AVAILABILITY

If you have a specific interview request for the week's availability sessions for defense and offense send to Kenny Cox (kenny_cox@byu.edu) no later than 24 hours before each media availability session. The requests help determine the interviews for the week in the general zoom or smaller group or individual Zoom depending on the requests and the player/coach availability. Interview requests for director of athletics Tom Holmoe or any other member of the athletic administration should be directed to associate director of athletics for communications Jon McBride at jonathanmcbride@byu.edu.

POSTGAME MEDIA AVAILABILITY

After home games, postgame press conference will be conducted in person at LaVell Edwards Stadium. At the discretion of the visiting team, opponent interviews will be conducted in person in the visiting media room. Coach Sitake and select players will be available following the NCAA mandatory cooling off period. A direct video feed will also be sent to the press box from the BYU postgame press conference. A basic transcript of Sitake's comments from the postgame press conference will be provided with additional player quotes upon availability. For road games, BYU will conduct interviews in-person as directed by site host.

POLICY REMINDERS

Other than during the recognized interview times indicated, interviews and information inquiries must be initiated and arranged through the Athletic Communications office prior to being conducted. Media members should not contact directly BYU players, coaches, support staff or other athletic department personnel for any reason. Some players may not be available depending on circumstances such as classes, exams or other obligations. We support and maintain the philosophy that reports submitted via blog, Twitter or any other form of social media or mass communication should maintain the same standards of professional conduct, judgment and ethics as would any reports broadcast or published by your organization under the scrutiny of standard professional editorial guidelines and principles. We request your cooperation in our efforts to maintain a professional environment.



BYU FOOTBALL TRADITION

- Entering 2025, the Cougars rank **for No. 9 in total wins over the past 50 seasons, winning 435 games.** Only Ohio State, Alabama, Oklahoma, Georgia, Florida State, Michigan, Penn State and Nebraska have won more games.
- **BYU is No. 9 nationally in winning percentage over the last 5 seasons at 45-18 (.714).** Only Georgia, Ohio State, Alabama, Michigan, Notre Dame, Oregon, Clemson and Liberty top the Cougars' .714 mark since 2020.
- **BYU ranks No. 24 in bowl invitations with 41 games.**
- The Cougars have also spent 292 weeks in the Associated Press Top 25, **No. 34 overall in college football.**
- BYU boasts **23 total conference championships** in its history, which **ranks tied No. 17 in college football.**
- Players at BYU have **won the Heisman Trophy (1),** Maxwell Award (1), Doak Walker Award (1), Outland Trophy (2), Sammy Baugh (7) and Davey O'Brien Awards (4). Only Ohio State, Penn State and Alabama have also won each of those awards.
- BYU has had **14 consensus All-Americans** and touts **seven College Football Hall of Fame members**, including legendary head coach LaVell Edwards.
- **BYU won the 1984 National Championship**, one of just 42 schools to claim a title.
- The Cougars have **18 players currently on NFL rosters.** Those 18 include **Fred Warner (49ers)**, who just signed a three-year 63-million dollar extension, making him the league's highest paid linebacker again. **Wide receiver Puka Nacua (Rams)**, followed up his record-setting rookie year with 990 receiving yards in just 11 games due to injury. He has caught 184 balls for 2,476 yards his first two years in the NFL.
- **Kansas City head coach Andy Reid is also a BYU football alum** (78-80), playing offensive line for the Cougars and getting his coaching start under LaVell Edwards. Reid is coming off of three consecutive Super Bowl appearances, winning back-to-back Super Bowl rings before coming up short of a third last season. Reid is the NFL's active leader with 273 career regular-season wins, 28 postseason wins and is **No. 4 in all-time wins in the NFL.**

FORMER PLAYERS ON STAFF

There are 15 former BYU football players on the football and athletic administration staff. Members of the staff were part of Cougar teams that won the 1980 "Miracle Bowl," the 1984 National Championship, 1996 Cotton Bowl along with many other accolades.

Kalani Sitake	RB/FB	1994, 97-00	Head Football Coach
Chad Lewis	TE	1993-96	Associate AD/Development
Lee Johnson	P	1980-84	Assistant Development Director
Robbie Bosco	QB	1981-85	Varsity Club/Development
Aaron Roderick	WR	1996-98	Pass Game Coordinator/Quarterbacks
Kevin Gilbride	QB	1998	Tight Ends
Jernaro Gilford	DB	1999-03	Cornerbacks
Justin Ena	LB	1997-01	Linebackers
Kelly Poppinga	LB	2006-07	Special Teams Coordinator/DE
Harvey Unga	RB	2006-09	Running backs
Jack Damuni	DB	1993-94	Director of Football Relations
Vince Feula	DL	2004-05	Director of Recruiting
Gavin Fowler	DB	2011, 14-18	Assistant Safeties Coach
Coleby Clawson	LB	2008-09	Director of FB Athletic Performance
Terrance Motley	OL	2011	Director of FB Rehabilitation

LEADERSHIP COUNCIL

BYU named its captains and co-captains to make up the team's leadership council prior to the season opener.

CAPTAINS

RB LJ Martin,
WR Chase Roberts
LB Jack Kelly
DT Keanu Tanuvasa
S Tanner Wall

CO-CAPTAINS


QB Bear Bachmeier, OL Andrew Gentry, OL Weylin Lapuaho, OL Bruce Mitchell, TE Carsen Ryan, S Talan Alfrey, CB Mory Bamba, S Raider Damuni, LB Isaiah Glasker, DE Logan Lutui, DT John Taumoepeau and K Will Ferrin.

REMEMBERING LAVELL EDWARDS

Legendary BYU head football coach LaVell Edwards passed away Dec. 29, 2016 at the age of 86 surrounded by his wife Patti and their family.

Edwards, a coaching icon in college football, led the Cougars for **29 seasons from 1972 to 2000. He amassed 257 victories**, which ranks eighth in NCAA Division I history. In addition, Edwards led BYU to the **1984 National Championship** and was inducted into the **College Football Hall of Fame** in 2004. Before Edwards, BYU had won just 173 games in over 49 seasons and had never been to a bowl game. Since Edwards, the Cougars have won **456 games and attended 41 bowl games.**


Known for his stoic sideline demeanor and quick-witted humor, Edwards was once labeled by USA Today as a "national coaching treasure." Beloved not only in coaching circles and all of Cougar Nation, but especially by the many hundreds of players under his tutelage, including current head coach Kalani Sitake who was a fullback and team captain for the Cougars.



LAVELL EDWARDS STADIUM

LaVell Edwards Stadium with its 62,073-seat capacity is home to BYU football. Originally Cougar Stadium, it was built in 1964 and seated 30,000. It was expanded in 1982 to seat 65,000 permanent seats before official capacity became 63,470 after various refurbishments. In 2024, new seating renovations and other upgrades changed capacity to 62,073. It was renamed LaVell Edwards Stadium in 2000 at Coach Edwards' final home game of his career.
Stadium record: 267-86 (.759) 2025: 2-0





SHANE REESE
University President

C. Shane Reese began his tenure as the 14th president of Brigham Young University on May 1, 2023. Prior to his appointment, he served as BYU Academic Vice President from 2019 to 2023, and dean of the BYU College of Physical and Mathematical Sciences from 2017 to 2019. Reese also serves as a member of the Department of Statistics faculty and an elected fellow of the American Statistical Association.

BYU
150

October 2025 marks the 150th anniversary of the founding of Brigham Young University. As a campus community, we are excited to both honor our past and envision our future, to remember the many people who have built this school into what it is, and to celebrate and share the divine gifts of light that BYU cultivates in all of us. For all things BYU 150, visit 150.byu.edu.



BYU'S HISTORY

The establishment of the Brigham Young Academy in 1875 offered an academically stimulating and gospel-oriented education to 29 students. The one-acre school grounds presided over by Karl G. Maeser have since developed into nearly 600 acres and more than 300 buildings. From its inception, the goal of Brigham Young University has been to offer "a new kind of education" for Zion, one based on precepts "revealed by the Lord," as Maeser once remarked. Today, BYU provides an outstanding education in an atmosphere consistent with the standards and principles of its sponsor, The Church of Jesus Christ of Latter-day Saints. The University is widely recognized for its deep commitments to inspired religious values and rigorous intellectual learning.



BYU MISSION STATEMENT

The mission of Brigham Young University — founded, supported, and guided by The Church of Jesus Christ of Latter-day Saints — is to assist individuals in their quest for perfection and eternal life. That assistance should provide a period of intensive learning in a stimulating setting where a commitment to excellence is expected and the full realization of human potential is pursued.

All instruction, programs, and services at BYU, including a wide variety of extracurricular experiences, should make their own contribution toward the balanced development of the total person. Such a broadly prepared individual will not only be capable of meeting personal challenge and change but will also bring strength to others in the tasks of home and family life, social relationships, civic duty, and service to mankind.

AIMS OF A BYU EDUCATION

BYU seeks to develop students of faith, intellect, and character who have the skills and the desire to continue learning and to serve others throughout their lives. These are the common aims of all education at BYU. Both those who teach in the classroom and those who direct activities outside the classroom are responsible for contributing to this complete educational vision. A BYU education should be:

- Spiritually Strengthening
- Intellectually Enlarging
- Character Building
- Leading to Lifelong Learning and Service

MISSIONARY SERVICE

Brigham Young University is owned and operated by The Church of Jesus Christ of Latter-day Saints and the missionary program is one of its most recognized characteristics. Latter-day Saint missionaries can be seen on the streets of hundreds of major cities in the world as well as in thousands of smaller communities.

The missionary effort is based on the New Testament pattern of missionaries serving in pairs, teaching the gospel and baptizing believers in the name of Jesus Christ (see, for example, the work of Peter and John in the book of Acts).

56 members of the current team have served a Latter-Day Saint mission. Members of the team have served in **22 different countries**, speak as **more than 10 languages** and have served on **six of the seven continents around the globe**. BYU currently has several members of the team (previous signees or on roster) that are currently serving in the mission field.

More than **74,000 full-time missionaries** are serving missions for The Church of Jesus Christ of Latter-day Saints. Most missionaries are young people under the age of 25, serving in **407 missions throughout the world**.

2025 MISSIONARIES ON TEAM

Brigham Alexander	Buenos Aires, Argentina - Spanish
Berkley Alfrey	Buenos Aires, Argentina - Spanish
Talan Alfrey	Uruguay - Spanish
Siosefa Brown	New York, New York
Crew Clark	Mesa, Arizona
Hunter Clegg	Armenia/Georgia - Armenian
Cole Clement	Praia, Cape Verde - Portuguese
Jovesa Damuni	Santiago, Chile - Spanish
Raider Damuni	Oakland, California - Tongan
Cannon DeVries	Houston, Texas
Joseph Douglas	Osorno, Chile - Spanish
Matthias Dunn	Cordoba, Argentina - Spanish
Ethan Erickson	Tokyo, Japan - Japanese
Will Ferrin	Vancouver, Canada
Lucky Finau	Birmingham, Alabama
Andrew Gentry	Orem, Utah - Spanish
Isaiah Glasker	Montevideo, Uruguay - Spanish
Jake Griffin	Durban, South Africa
Cole Hagen	Washington, DC - Spanish
Cody Hagen	San Bernardino, California - Mandarin
Sione Hingano	Roseville, California
Jarinn Kalama	Mexico - Spanish
Ace Kaufusi	San Jose, California
Justin Kirkland	Honolulu, Hawaii
Kason Krebs	Boston, Massachusetts - Portuguese
Jeff Lewis	Cauayan, Philippines - Tagalog
Austin Leausa	Cauayan, Philippines - Tagalog
Logan Lutui	Auckland, New Zealand - Tongan
Orion Maile-Kaufusi	Oakland, California
Sonny Makasini	Nuku'alofa, Tonga - Tongan
Marcus McKenzie	Little Rock, Arkansas
Dominique McKenzie	Atlanta, Georgia
Maverick McManus	Washington, DC
Charles Miska	San Francisco, California - Spanish
Bruce Mitchell	Seattle, Washington
Sione Moa	Kingston, Jamaica - Patwa
Noah Moeaki	Belem, Brazil - Portuguese
Enoch Nawahine	Lusaka, Zambia - Chichewa
Keayen Nead	Santiago, Chile - Spanish
Trevor Pay	Birmingham, Alabama
Logan Payne	Cali, Columbia - Spanish
Viliani Po'uha	Birmingham, Alabama
Rowan Reay	Rome, Italy - Italian
Preston Rex	Osorno, Chile - Spanish
Chase Roberts	Calgary, Canada - Tagalog
Trey Roberts	Raleigh, NC/Cochabamba, Bolivia - Spanish
Bodie Schoonover	Cape Town, South Africa
Fuller Shurtz	Veracruz, Mexico - Spanish
Keanu Tanuvasa	Provo, Utah
Ethan Thomason	Independence, Missouri
Payton Vansteenkiste	St. Louis, Missouri
Tanner Wall	Maceio, Brazil - Portuguese
Pierson Watson	Buenos Aires, Argentina - Spanish
Ethan Wood	Merida, Mexico - Spanish
Will Zundel	Luanda, Angola - Portuguese

COACHES WHO SERVED MISSIONS

Kalani Sitake	Oakland, California
Jay Hill	Puerto Rico - Spanish
Aaron Roderick	Bogota, Colombia - Spanish
Fesi Sitake	Riverside, California
Kelly Poppinga	Ecuador - Spanish
Sione Po'uha	Pittsburgh, Pennsylvania



Linebacker Ace Kaufusi served in San Jose, California



BIG 12 STANDINGS

TEAM	BIG 12	PCT.	HOME	AWAY	NEUTRAL	STREAK	OVERALL	PCT.	HOME	AWAY	NEUTRAL	STREAK
Iowa State	1-0	1.000	0-0	0-0	1-0	W1	4-0	1.000	2-0	1-0	1-0	W4
Houston	1-0	1.000	1-0	0-0	0-0	W1	3-0	1.000	2-0	1-0	0-0	W3
Arizona	0-0	.000	0-0	0-0	0-0		3-0	1.000	3-0	0-0	0-0	W3
Texas Tech	0-0	.000	0-0	0-0	0-0		3-0	1.000	3-0	0-0	0-0	W3
Utah	0-0	.000	0-0	0-0	0-0		3-0	1.000	1-0	2-0	0-0	W3
BYU	0-0	.000	0-0	0-0	0-0		2-0	1.000	2-0	0-0	0-0	W2
UCF	0-0	.000	0-0	0-0	0-0		2-0	1.000	2-0	0-0	0-0	W2
TCU	0-0	.000	0-0	0-0	0-0		2-0	1.000	1-0	1-0	0-0	W2
Arizona State	0-0	.000	0-0	0-0	0-0		2-1	.667	2-0	0-1	0-0	W1
Baylor	0-0	.000	0-0	0-0	0-0		2-1	.667	1-1	1-0	0-0	W2
Cincinnati	0-0	.000	0-0	0-0	0-0		2-1	.667	2-0	0-0	0-1	W2
Kansas	0-0	.000	0-0	0-0	0-0		2-1	.667	2-0	0-1	0-0	L1
West Virginia	0-0	.000	0-0	0-0	0-0		2-1	.667	2-0	0-1	0-0	W1
Oklahoma State	0-0	.000	0-0	0-0	0-0		1-1	.500	1-0	0-1	0-0	L1
Colorado	0-1	.000	0-0	0-1	0-0	L1	1-2	.333	1-1	0-1	0-0	L1
Kansas State	0-1	.000	0-0	0-0	0-1	L1	1-3	.250	1-1	0-1	0-1	L2

BIG 12 BIOGRAPHY

The Big 12 enters its 30th year as one of the nation’s premier conferences in college athletics under the leadership of Commissioner Brett Yor-mark. Since joining the Conference in August 2022, Yormark has elevated the Big 12 to new heights, emphasizing marketing, brand building and instilling an innovative strategy that has resonated across the college athletics landscape.

The Conference is composed of 16 universities spanning 10 states and four time zones. The Big 12 members include Arizona, Arizona State, Baylor, BYU, UCF, Cincinnati, Colorado, Houston, Iowa State, Kansas, Kansas State, Oklahoma State, TCU, Texas Tech, Utah and West Virginia.

The Big 12 began play in 1996 and is the home of 91 team NCAA national championships, and 775 individual national champions. The Big 12 Conference office is located in Irving, Texas.

2025 COLLEGE FOOTBALL RANKINGS (AP, COACHES)

AP Top 25					AFCA Coaches Poll				
RK	TEAM	REC	PTS	TREND	RK	TEAM	REC	PTS	TREND
1	Ohio State (55)	3-0	1631	-	1	Ohio State (62)	3-0	1668	-
2	Penn State (5)	3-0	1490	-	2	Penn State (3)	3-0	1559	-
3	LSU (2)	3-0	1470	-	3	Georgia (1)	3-0	1501	-
4	Miami (3)	3-0	1434	↑1	4	LSU (1)	3-0	1468	-
5	Georgia	3-0	1428	↑1	5	Oregon	3-0	1444	-
6	Oregon (1)	3-0	1423	↓2	6	Miami	3-0	1379	-
7	Florida State	2-0	1123	↑3	7	Texas	2-1	1209	-
8	Texas	2-1	1111	↓1	8	Illinois	3-0	1150	↑1
9	Illinois	3-0	1110	-	9	Florida State	2-0	1023	↑3
10	Texas A&M	3-0	1101	↑6	10	Texas A&M	3-0	1003	↑7
11	Oklahoma	3-0	1056	↑2	11	Ole Miss	3-0	951	↑2
12	Iowa State	4-0	820	↑2	12	Oklahoma	3-0	906	↑4
13	Ole Miss	3-0	748	↑4	13	Iowa State	4-0	896	↑1
14	Alabama	2-1	599	↑5	14	Alabama	2-1	630	↑4
15	Tennessee	2-1	583	-	15	Tennessee	2-1	625	-
16	Utah	3-0	573	↑4	16	Texas Tech	3-0	563	↑4
17	Texas Tech	3-0	538	↑4	17	Indiana	3-0	550	↑2
18	Georgia Tech	3-0	511	NR	18	Utah	3-0	510	↑3
19	Indiana	3-0	458	↑3	19	Georgia Tech	3-0	333	NR
20	Vanderbilt	3-0	397	NR	20	Michigan	2-1	316	↑2
21	Michigan	2-1	356	↑2	21	Notre Dame	0-2	296	↓13
22	Auburn	3-0	344	↑2	22	Missouri	3-0	252	NR
23	Missouri	3-0	292	↑2	23	Vanderbilt	3-0	249	NR
24	Notre Dame	0-2	207	↓16	24	South Carolina	2-1	198	↓14
25	USC	3-0	105	NR	25	Auburn	3-0	160	NR
Complete Rankings					Complete Rankings				
Others receiving votes: BYU 94, South Florida 83, South Carolina 82, Mississippi State 69, TCU 67, Arizona State 57, Tulane 33, Louisville 25, Nebraska 9, Baylor 6, Clemson 6, SMU 4, NC State 4, UNLV 2, Navy 1					Others receiving votes: BYU 158, Arizona State 141, USC 117, Clemson 116, Tulane 107, Louisville 53, TCU 49, South Florida 48, Mississippi State 27, SMU 24, Nebraska 24, Navy 15, Memphis 14, Washington 13, NC State 13, Baylor 8, Houston 5, Kansas 2, UNLV 1, California 1				
Dropped from rankings: South Carolina 11, Clemson 12, South Florida 18					Dropped from rankings: Clemson 11, South Florida 23, Arizona State 24, BYU 25				



EAST CAROLINA PIRATES

Saturday, Sept. 20 • ESPN2
Dowdy-Ficklen Stadium (50,000) • Greenville, NC

GENERAL INFO
Established: 1907
Location: Greenville, North Carolina
Enrollment: 28,021
Chancellor: Phillip Rogers
Athletic Director: Jon Gilbert
Stadium/Capacity: Dowdy-Ficklen Stadium (51,000)
School Colors: Purple and Gold
Nickname: Pirates
Conference: American Athletic Conference
2024 Record: 8-5
Conference Record/Finish: 5-3, 5th in AAC
All-time record: 471-453-11
BYU's record in series: 1-2
Last time: ECU won 27-24 in 2022

COACHING STAFF
Head Coach: Blake Harrell
(Entering 1st full year, 2nd after interim stint in 2024)
Record at ECU: 7-2
Overall Record: Same

Assistant Coaches	
John David Baker	Offensive Coordinator/Quarterbacks
Josh Aldridge	Defensive Coordinator/Linebackers
Rodney Freeman II	Assistant Coach - Running Backs
Hunter MacKay	Assistant Coach - Tight Ends
Damon Magazu	Assistant Coach - Safeties
Matt Mattox	Assistant Coach - Offensive Line
Dyrell Roberts	Assistant Coach - Wide Receivers
Roy Tesh	Assistant Coach - DL/Def. Run Game Coord
Tarron Williams	Assistant Coach - Cornerbacks
Rico Zackery	Assistant Coach - Outside Linebackers

BYU-ECU Series
4th meeting (1-2)
Last time
2022, East Carolina won 27-24.

Did you know?
The only other time BYU visited ECU, quarterback Gardner Minshew came on in relief and through two touchdowns for the Pirates. Minshew went on to transfer to Washington State before becoming a sixth round pick in the NFL Draft. Minshew has since played for the Jaguars, Eagles, Colts, Raiders and Chiefs, earning a Pro Bowl invite in 2023.

EAST CAROLINA 2025 SCHEDULE		
Date	Opponent	Result/Location
8/28	at NC State	L, 24-17
9/6	Campbell	W 56-3
9/13	at Coastal Carolina	W, 38-0
9/20	BYU	Greenville, NC
9/25	Army	Greenville, NC
10/9	at Tulane	New Orleans, LA
10/16	Tulsa	Greenville, NC
11/1	at Temple	Philadelphia, PA
11/8	Charlotte	Greenville, NC
11/15	Memphis	Greenville, NC
11/22	at UTSA	San Antonio, TX
11/29	at Florida Atlantic	Boca Raton, FL

Statistic	National Rank	Conference Rank	Value	National Leader	Value	Conference Leader	Value
3rd Down Conversion Pct (134 ranked)	14	2	0.571	Arkansas	0.719	Navy	0.629
3rd Down Conversion Pct Defense (133 ranked)	48	4	0.326	BYU	0.115	Memphis	0.286
4th Down Conversion Pct (130 ranked)	122	14	0.250	22 teams tied	1.000	Temple	1.000
4th Down Conversion Pct Defense (124 ranked)	51	6	0.500	10 teams tied	0.000	Rice	0.000
Blocked Kicks (12 ranked)				Rutgers Texas Tech Wyoming	3 3 3	Fla. Atlantic North Texas	2 2
Blocked Kicks Allowed (134 ranked)	103	13	1	102 teams tied	0	12 teams tied	0
Blocked Punts (9 ranked)				Rutgers Texas Tech	3 3	Fla. Atlantic North Texas	2 2
Blocked Punts Allowed (134 ranked)	1	1	0	120 teams tied	0	13 teams tied	0
Completion Percentage (134 ranked)	20	3	0.714	Nebraska	0.793	Memphis	0.733
Defensive TDs (12 ranked)				11 teams tied	2	Memphis	2
Fewest Penalties (134 ranked)	125	14	26	5 teams tied	7	Army West Point	7
Fewest Penalties Per Game (132 ranked)	125	14	8.67	Iowa New Mexico	2.33 2.33	Army West Point	3.50
Fewest Penalty Yards (134 ranked)	120	13	220	Army West Point	45	Army West Point	45
Fewest Penalty Yards Per Game (134 ranked)	117	13	73.33	New Mexico	15.67	Army West Point	22.50
First Downs Defense (134 ranked)	62	5	53	BYU	15	Army West Point	29
First Downs Offense (134 ranked)	24	3	74	Indiana	91	Fla. Atlantic	81
Fumbles Lost (133 ranked)	1	1	0	38 teams tied	0	4 teams tied	0
Fumbles Recovered (56 ranked)	1	1	5	East Carolina Illinois	5 5	East Carolina	5
Kickoff Return Defense (134 ranked)	102	11	22.60	9 teams tied	0.00	Tulane	0.00
Kickoff Returns (129 ranked)	41	5	24.00	Wisconsin	60.00	Charlotte	30.75
Net Punting (134 ranked)	82	6	39.00	Purdue	52.50	Tulsa	42.45
Passes Had Intercepted (134 ranked)	23	5	1	22 teams tied	0	4 teams tied	0
Passes Intercepted (85 ranked)	29	4	3	Maryland	7	Tulane	5
Passing Offense (134 ranked)	11	1	346.3	Boston College	393.7	East Carolina	346.3
Passing Yards Allowed (134 ranked)	71	7	212.3	Nebraska	66.0	North Texas	128.7
Passing Yards per Completion (134 ranked)	73	7	11.54	Florida St.	20.80	Navy	16.86
Punt Return Defense (134 ranked)	90	9	8.00	SMU	-3.00	Army West Point Memphis	0.00 0.00
Punt Returns (134 ranked)	42	5	11.17	Iowa St.	39.33	Temple	15.50
Red Zone Defense (101 ranked)	12	2	0.667	Ohio St.	0.000	Memphis	0.500
Red Zone Offense (134 ranked)	102	11	0.750	27 teams tied	1.000	Memphis Temple Tulane	1.000 1.000 1.000
Rushing Defense (134 ranked)	7	1	58.7	BYU	7.0	East Carolina	58.7
Rushing Offense (134 ranked)	93	11	135.3	Navy	375.3	Navy	375.3
Sacks Allowed (134 ranked)	6	2	0.33	5 teams tied	0.00	Army West Point	0.00
Scoring Defense (134 ranked)	11	1	9.0	BYU	1.5	East Carolina	9.0
Scoring Offense (134 ranked)	41	3	37.0	Texas Tech	58.0	North Texas	47.7
Tackles for Loss Allowed (134 ranked)	42	3	4.33	Ohio St.	1.33	Navy	3.33
Team Passing Efficiency (134 ranked)	44	5	154.82	Florida St.	280.24	Temple	183.53
Team Passing Efficiency Defense (134 ranked)	30	5	106.25	Arizona	70.84	North Texas	93.06
Team Sacks (133 ranked)	16	1	3.00	Louisville	5.00	East Carolina Memphis Navy	3.00 3.00 3.00
Team Tackles for Loss (134 ranked)	5	1	9.3	Indiana	11.0	East Carolina Memphis	9.3 9.3
Time of Possession (134 ranked)	70	9	29:51	Army West Point	38:32	Army West Point	38:32
Total Defense (134 ranked)	32	3	271.0	BYU	106.0	North Texas	232.3
Total Offense (134 ranked)	24	2	481.7	Southern California	604.0	Navy	493.3
Turnover Margin (134 ranked)	1	1	2.33	East Carolina	2.33	East Carolina	2.33
Turnovers Gained (117 ranked)	1	1	8	5 teams tied	8	East Carolina Tulane	8 8
Turnovers Lost (134 ranked)	10	3	1	9 teams tied	0	Temple UTSA	0 0
Winning Percentage (124 ranked)	42	5	0.667	39 teams tied	1.000	4 teams tied	1.000

NUMERICAL ROSTER		#	NAME	POS.	HT.	WT.	YR.	HOMETOWN/LAST SCHOOL
0	Johnson, Evan	CB	13	Akane, Tausili	DE	6-3	235	R-So. Laie, HI / Texas
0	Nacua, Tei	WR	1	Alexander III, Therrian	CB	6-2	175	So. Ellenwood, GA / Southwest Dekalb HS
1	Alexander III, Therrian	CB	65	Alexander, Brigham	OL	6-5	320	Fr. San Tan Valley, AZ / Benjamin Franklin HS
2	Kabeya, Jonathan	CB	30	Alford, Max	LB	6-1	230	Jr. Park City, UT / Park City HS
2	Roberts, Chase	WR	47	Alfrey, Berkley	LB	6-0	230	Fr. Auburn, WA / Auburn Mountainview HS
3	Damuni, Raider	S	25	Alfrey, Talan	S	6-2	205	R-Sr. Auburn, WA / Auburn Mountainview HS
3	Hillstead, McCae	QB	44	Asiata, Ephraim	LB	6-3	210	So. West Valley, UT / Herriman HS
4	Bamba, Mory	CB	47	Bachmeier, Bear	QB	6-2	220	Fr. Murrieta, CA / Stanford
4	Martin, LJ	RB	19	Bachmeier, Tiger	WR	6-1	190	Jr. Murrieta, CA / Stanford
5	Hagen, Cody	WR	4	Bamba, Mory	CB	6-3	190	R-Sr. Menomonee Falls, WI / Tyler JC
5	Taumoepeau, Nusi	DE	15	Beasley, Tayvion	QB	5-10	180	Jr. Inglewood, CA / San Diego State
7	Lutui, Logan	DE	10	Bourguet, Treyson	QB	6-2	205	R-Jr. Tucson, AZ / Western Michigan
10	Bourguet, Treyson	QB	72	Brown, Joe	OL	6-4	305	R-Fr. Cedar Hills, UT / Lone Peak HS
11	Maile-Kaufusi, Orion	DE	59	Brown, Siosefa	DE	6-4	230	Fr. Salt Lake City, UT / Highland HS
11	Kingston, Parker	WR	33	Bryant-Strother, Choe	LB	6-3	240	R-Sr. Atlanta, GA / UCLA
11	Satuala, Faletau	WR	79	Chidester, Kaden	OL	6-8	325	R-So. Richfield, UT / Richfield HS
12	Rex, Preston	RB	39	Clark, Crew	S	6-1	195	Fr. Sugar City, ID / Sugar-Salem HS
13	Akane, Tausili	DE	90	Clegg, Hunter	DE	6-4	248	Fr. American Fork, UT / American Fork HS
13	Phillips, Jojo	WR	86	Clement, Cole	TE	6-4	240	Fr. Springville, UT / Springville HS
15	Beasley, Tayvion	CB	26	Criss, Jordyn	CB	6-2	165	Fr. Arlington, TX / Sequin HS
15	Waller III, Lamason	WR	28	Damuni, Jovesa	RB	6-0	190	R-Fr. Providence, UT / Ridgeline HS
16	Gelman, Emerson	LB	3	Damuni, Raider	S	6-1	205	Jr. Provo, UT / Timpiw HS
16	Glasker, Isaiah	QB	20	DeVries, Cannon	CB	6-0	185	Fr. North Ogden, UT / Weber HS
17	Hagen, Cole	QB	31	Doe, Kevin	CB	6-3	205	R-So. Salt Lake City, UT / East HS
17	Kelly, Jack	LB	37	Douglas, Joseph	S	6-2	205	Fr. Stansbury Park, UT / Tooele HS
18	Frischnknecht, Reggie	WR	29	Dunlap, Jayden	CB	6-0	185	R-Sr. Carson, CA / Cerritos College
18	Kaufusi, Ace	LB	97	Dunn, Matthias	K	6-0	200	R-Jr. Heber City, UT / Wasatch HS
19	Bachmeier, Tiger	WR	87	Erickson, Ethan	TE	6-5	245	R-Sr. Laie, HI / Kahuku HS
20	DeVries, Cannon	CB	54	Esera, Siale	LB	6-3	245	R-So. Provo, UT / Timpiw HS
20	Ryan, Carsen	TE	44	Ferrin, Will	K	6-3	175	R-Sr. Kaysville, UT / Boise State
21	Hall, Miles	LB	99	Fetuli, Ulavai	DT	6-4	275	Fr. Laie, HI / La Habra HS
21	Nawahine, Enoch	RB	41	Finau, Lucky	RB	5-11	230	R-So. Sandy, UT / Alta HS
22	Prassas, Tommy	S	97	Fonohema, Kinilau	DE	6-5	240	R-Fr. Mapleton, UT / Springville HS
22	Roberts, Trey	WR	18	Frischnknecht, Reggie	WR	6-4	200	So. Ephraim, UT / Weber State/Snow College
23	Watson, Pierson	LB	16	Gelman, Emerson	QB	6-3	200	Fr. Bountiful, UT / Bountiful HS
24	VanSteenkiste, Payton	S	75	Gentry, Andrew	OL	6-8	315	R-Jr. Littleton, CO / Michigan
24	Wood, Ethan	TE	16	Glasker, Isaiah	LB	6-5	240	R-Jr. South Jordan, UT/Bingham HS
25	Alfrey, Talan	TE	77	Griffin, Jake	OL	6-5	305	R-So. Mesa, AZ / Red Mountain HS
26	Criss, Jordyn	S	26	Grimes, Garrison	LS	6-2	220	R-Sr. American Fork, UT / Baylor
26	Grimes, Garrison	LS	5	Hagen, Cody	WR	6-1	185	So. Draper, UT / Corner Canyon HS
27	Leach, Matthias	S	17	Hagen, Cole	QB	6-1	185	R-So. Draper, UT / Corner Canyon HS
28	Damuni, Jovesa	RB	21	Hall, Miles	LB	6-1	230	R-So. St. George, UT / Skyline HS
28	Wall, Tanner	S	3	Hillstead, McCae	QB	5-10	195	R-So. Lehi, UT / Utah State
29	Dunlap, Jayden	CB	66	Hingano, Sione	OL	6-5	300	R-Fr. Chandler, AZ / Chandler HS
29	Reay, Rowan	WR	71	Jatta, Isalah	OL	6-6	315	R-Sr. San Diego, CA / Colorado
30	Alford, Max	LB	0	Johnson, Evan	CB	6-0	185	R-Jr. Monterey, CA / Stevenson HS
30	Moa, Sione	CB	2	Kabeya, Jonathan	CB	5-10	177	So. Richland Hills, TX / Nelson HS
31	Doe, Kevin	CB	35	Kalama, Jarinn	S	6-3	205	R-Fr. Hurricane, UT / Wasatch HS
31	Shurtz, Fuller	P	18	Kaufusi, Ace	LB	6-4	237	R-So. Kahuku, HI / Kahuku HS
32	McKenzie, Marcus	CB	34	Kaufusi, Maika	LB	6-3	235	R-So. Cottonwood Heights, UT / Alta HS
32	Bryant-Strother, Choe	LB	88	Kelleher, Tucker	TE	6-6	225	Fr. Alpharetta, GA / Alpharetta HS
34	Kaufusi, Maika	RB	17	Kelly, Jack	LB	6-2	242	R-Sr. Kearns, UT / Weber State
34	Miska, Charlie	RB	84	Keone, Kila	WR	6-3	175	Fr. Honolulu, HI / Moanalua HS
35	Kalama, Jarinn	S	11	Kingston, Parker	WR	5-11	185	R-Jr. Layton, UT / Roy HS
35	Vander Haar, Sam	P	96	Kirkland, Justin	DT	6-3	340	Sr. West Haven, UT / Oklahoma State
36	Krebs, Kason	RB	3	Krebs, Kason	RB	6-0	220	R-So. Peoria, AZ / Mission Viejo HS
37	Douglas, Joseph	CB	61	Lapua, Weylin	OL	6-4	310	Sr. South Jordan, UT / Utah State
38	Payne, Logan	S	93	Latu-Finau, Kelepi	DT	6-5	280	Fr. Oakland, CA / Alameda HS
39	Clark, Crew	RB	59	Latu-Finau, Siosua	OL	6-5	310	Fr. Oakland, CA / Alameda HS
41	Finau, Lucky	RB	27	Leach, Matthias	S	6-3	180	R-Fr. Fort Worth, TX / Chisolm Trails HS
42	Payne, Tyler	LS	55	Leausa, Austin	OL	6-5	315	Sr. Jordan, UT / Southern Utah
43	Smith, Ty	LB	76	Lewis, Jeff	OL	6-6	295	Fr. Orem, UT / Orem HS
43	Tuakoi, Naki	LB	7	Lutui, Logan	DE	6-2	260	R-Sr. West Valley City, UT / Weber State/Hunter HS
44	Asiata, Ephraim	K	10	Maile-Kaufusi, Orion	DE	6-3	245	R-Fr. Salt Lake City, UT / East HS
44	Ferrin, Will	OL	51	Makasini, Sonny	OL	6-4	315	R-Jr. Provo, UT / Timpiw HS
45	Nead, Keyean	TE	4	Martin, LJ	RB	6-2	220	Jr. El Paso, TX / Canutillo HS
45	Po'uha, Vilami	DE	89	McKenzie, Dominique	WR	5-11	180	R-Fr. St. George, UT / Pine View HS
46	Wall, Kendall	DT	32	McKenzie, Marcus	CB	5-11	185	R-So. St. George, UT / Pine View HS
47	Alfrey, Berkley	LB	50	McManus, Maverick	DT	6-5	270	Fr. Saratoga Springs, UT / Westlake HS
47	Bachmeier, Bear	QB	34	Miska, Charlie	RB	5-11	215	R-Fr. Lorton, VA / South County HS
48	Schoonover, Bodie	DE	63	Mitchell, Bruce	OL	6-4	305	R-Jr. Kamas, UT/South Summit HS
50	McManus, Maverick	DT	30	Moa, Sione	RB	5-10	215	So. Victorville, CA / Timpiw HS
51	Makasini, Sonny	OL	82	Moeaki, Noah	TE	6-3	245	R-Fr. American Fork, UT / American Fork HS
52	Tautua, Vincent	DE	0	Nacua, Tei	WR	6-2	185	R-Fr. Provo, UT / Timpiw HS
52	Esera, Siale	LB	21	Nawahine, Enoch	RB	5-10	205	R-Sr. Kahuku, HI / Utah State
55	Leausa, Austin	OL	45	Nead, Keyean	TE	6-5	265	Jr. Sugar City, ID / New Mexico
55	Taumoepeau, John	DT	80	Nye, Jacob	TE	6-5	235	Fr. Melissa, TX / Melissa HS
57	Tanuvasa, Keanu	DE	85	Olsen, Anthony	TE	6-4	250	R-Jr. Salt Lake City, UT / Olympus HS
59	Brown, Siosefa	DE	74	Ostler, Trevin	OL	6-4	320	R-Jr. Bountiful, UT / Bountiful HS
59	Latu-Finau, Siosua	OL	72	Pakofe, Kaufusi	DT	6-3	345	Sr. Kahuku, HI / Weber State
61	Lapua, Weylin	OL	67	Pay, Trevor	OL	6-3	295	R-Fr. Highland, UT / Lone Peak HS
63	Mitchell, Bruce	OL	38	Payne, Logan	RB	5-10	210	Fr. Pleasant View, UT / Weber HS
64	Starcioc, Kyle	OL	42	Payne, Tyler	LB	6-1	220	Fr. Pleasant View, UT / Weber HS
65	Alexander, Brigham	OL	13	Phillips, Jojo	WR	6-5	205	R-So. Lancaster, CA / Sierra Canyon HS
66	Hingano, Sione	OL	45	Po'uha, Vilami	DE	6-3	270	So. South Jordan, UT / Bingham HS
67	Pay, Trevor	OL	22	Prassas, Tommy	S	6-2	195	So. Chandler, AZ / Basha HS
68	Williams, Andrew	OL	95	Puefua, Alvin	DT	6-5	310	So. Salt Lake City, UT / Hawaii
70	Tupou, Ikinasio	OL	94	Purcell, Anisi	DT	6-3	305	R-Jr. West Bountiful, UT / Southern Utah
71	Jatta, Isalah	OL	29	Reay, Rowan	WR	6-3	190	Jr. Provo, UT / Timpiw HS
72	Brown, Joe	OL	12	Rex, Preston	RB	6-0	195	R-So. San Clemente, CA / San Clemente HS
72	Pakofe, Kaufusi	DT	2	Roberts, Chase	WR	6-4	210	R-Sr. Highland, UT / American Fork HS
74	Ostler, Trevin	OL	22	Roberts, Trey	WR	6-1	185	Fr. American Fork, UT / American Fork HS
75	Gentry, Andrew	OL	20	Ryan, Carsen	TE	6-4	250	R-Sr. Orem, UT / Utah
76	Lewis, Jeff	OL	11	Satuala, Faletau	S	6-4	210	So. Bountiful, UT / Bountiful HS
77	Griffin, Jake	OL	48	Schoonover, Bodie	DE	6-3	265	R-Jr. American Fork, UT / American Fork HS
78	Thomason, Ethan	OL	64	Starcioc, Kyle	OL	6-4	310	R-Jr. Peoria, AZ / Southern Utah
79	Chidester, Kaden	OL	31	Shurtz, Fuller	P	5-11	179	So. Katy TX / Katy HS
80	Nye, Jacob	TE	43	Smith, Ty	LS	6-0	195	R-Fr. Gilbert, AZ / Highland HS
82	Moeaki, Noah	TE	57	Tanuvasa, Keanu	DT	6-4	300	R-Jr. Mission Viejo, CA / Utah
83	Zundel, Will	TE	55	Taumoepeau, John	DT	6-2	300	Sr. Renton, WA / Snow College
84	Keone, Kila	WR	5	Taumoepeau, Nusi	DE	6-3	245	Fr. Saratoga Springs, UT / Westlake HS
85	Olsen, Anthony	TE	52	Tautua, Vincent	DE	6-3	260	Fr. Ewa Beach, HI / Saint Louis HS
86	Clement, Cole	TE	78	Thomason, Ethan	OL	6-8	305	Fr. Fort Collins, CO / Richmond Hills HS
87	Erickson, Ethan	TE	43	Tuakoi, Naki	LB	6-3	220	R-Fr. Oakland, CA / Fremont HS
88	Kelleher, Tucker	TE	98	Tuala, Sani	DE	6-5	270	R-So. Sydney, Australia / Citrus College
88	McKenzie, Dominique	WR	70	Tupou, Ikinasio	OL	6-6	295	R-Fr. Palo Alto, CA / Palo Alto HS
90	Clegg, Hunter	DE	35	Vander Haar, Sam	P	6-0	220	R-Jr. Melbourne, Australia / Pittsburgh
93	Latu-Finau, Kelepi	DT	24	VanSteenkiste, Payton	S	5-11	195	R-Fr. Rigby, ID / Rigby HS
94	Purcell, Anisi	DT	46	Wall, Kendall	DT	6-4	235	Fr. Herriman, UT / Mountain Ridge HS
95	Puefua, Alvin	DT	28	Wall, Tanner	S	6-1	205	R-Sr. Arlington, VA / Yorktown HS
96	Kirkland, Justin	DT	15	Waller III, Lamason	WR	6-1	190	Fr. Hesperia, CA / Oak Hills HS
97	Dunn, Matthias	K	23	Watson, Pierson	LB	6-3	225	Fr. Flagstaff, AZ / Cococino HS
98	Fonohema, Kinilau	DE	68	Williams, Andrew	OL	6-8	295	Fr. Kirksville, MO / Kirksville HS
98	Tuala, Sani	DE	24	Wood, Ethan	TE	6-5	250	So. Heber City, UT / New Mexico State
99	Fetuli, Ulavai	DT	83	Zundel, Will	TE	6-5	240	R-Fr. Highland, UT / American Fork HS



LISTEN TO EACH
PLAYER SAY HIS
NAME HERE!



Tausili Akane
Therrian Alexander
Talan Alfrey
Ephraim Asiata
Bachmeier
Mory Bamba
Tayvion Beasley
Treyson Bourguet
Siosefa Brown
Choe Bryant-Strother
Jordyn Criss
Jovesa Damuni
Raider Damuni
Cannon DeVries
Siale Esera
Ulaval Fetuli
Lucky Finau
Kinilau Fonohema
Reggie Frischnknecht
Emerson Gelman
Sione Hingano
Ace Kaufusi
Isalah Jatta
Jonathan Kabeya
Maika Kaufusi
Kila Keone
Weylin Lapua
Kelepi Latu-Finau
Siosua Latu-Finau
Austin Leausa
Logan Lufu
Maile-Kaufusi
Sonny Makasini
Charlie Miska
Sione Moa
Noah Moeaki
Tei Nacua
Enoch Nawahine
Keyean Nead
Kaufusi Pakofe
Vilami Po-ua
Tommy Prassas
Alvin Puefua
Anisi Purcell
Rowan Reay
Faletau Satuala
Bodie Schoonover
Kyle Starcioc
Keanu Tanuvasa
Nusi Taumoepeau
Vincent Tautua
Naki Tuakoi
Sani Tuala
Ikinasio Tupou
Sam Vander Haar
Kalani Sitake
Fesi Sitake
Justin Ena
Jernaro Gifford
Sione Po'ua
Harvey Unga

Tou-see-lee Ah-kah-nuh
Thare-ee-an
Tallen AL-free
AH-see-AH-tah
BOCK-my-er
More-ee BOM-bah
Tay-vee-on
Bore-GAY
See-oh-sef-uh
Chay Bryant-Stroth-er
Jordan Criss
Jo-ves-uh Dah-MOO-nee
Dah-MOO-nee
Can-un DE-vrees
See-all-ay Es-sare-uh
OO-luh-vye Feh-too-lee
Fee-now
Kee-nee-lau Foh-no-hem-uh
Frisch-necht
Guile-man
See-OH-nay Hing-GAH-no
Kah-foo-see
Jah-tuh
Kah-bay-uh
Kah-foo-see
Kee-luh KEE-OH-nay
Way-lin Lah-poo-ah-ho
Keh-leh-pee Lah-too Fee-now
See-oh-see-wah ""
Lay-OO-suh
Loo-TOO-ee
MY-lay Kah-foo-see
Mah-kah-see-nee
Miss-kuh
See-OH-nay Mo-uh
MOH-ee-AH-kee
Tay Nah-KOO-uh
Ee-nick Nah-wah-hee-nay
KEE-an Need
Kah-foo-see Pah-KOH-fay
Vilami Po-ua
Prass-as
Pew-FOO-uh
Ah-NEE-see
Ray
FALL-eh-tah SAW-too-all-uh
Skoo-nover
Star-choke
KEE-ah-noo TAH-noo-VAH-suh
New-see Tou-moy-pay-ow
Tou-too-uh
Nah-kee TOO-uh-koy
Saw-nee Too-ALL-uh
ee-kee-nah-see-oh TOO-poh
Vander-Har
kah-lah-nee see-tah-kay
FES-ee see-tah-kay
EN-uh
Jer-nar-oh
See-oh-nay PoOO-ha
Oong-ah

BROTHERS IN ARMS

BYU also has six sets of brothers on the current roster

Bachmeier	Tiger and Bear
Hagen	Cole and Cody
McKenzie	Marcus and Dominique
Latu-Finau	Siosua and Kelepi
Payne	Tyler and Logan
Roberts	Chase and Trey

AVERAGE AGE

The average age of BYU's player is 21.5 years old entering the 2025 season. BYU's youngest player turned 18 in the summer just before the season started while its oldest is 28.

FATHERS AND SONS

BYU has a family legacy unique to many other institutions. This year's squad features 12 players with fathers who also played football at BYU.

Raider Damuni, S	Jack Damuni
	S (1993-94)
Jeff Lewis (OL)	Chad Lewis
	TE (1993-96)
Marcus/Dom McKenzie	Brian McKenzie RB (1996-97)
Noah Moeaki, TE	John Moeaki
	LB, 1994
Trevor Pay, OL	Garry Pay,
	OL (1986, 89-92)
Logan/Tyler Payne	Matt Payne
	P/K (2000-04)
Preston Rex, S	Byron Rex
	TE (1986, 89-92)
Chase/Trey Roberts, WR	Kyle Roberts
	DB (1987, 90-93)
Ty Smith, LS	Tyson Smith
	S (1999-00)

OFFENSE

QB	47	Bear Bachmeier	6-2	220	Fr.
	3	McCae Hillstead	5-10	195	R-So.
	-or-	10	Treyson Bourguet	6-2	R-Jr.
	16	Emerson Geilman	6-3	200	Fr.
RB	4	LJ Martin	6-2	220	Jr.
	30	Sione Moa	5-10	215	So.
	28	Jovesa Damuni	6-0	190	R-Fr.
	12	Preston Rex	6-0	195	R-So.
WR	2	Chase Roberts	6-4	210	R-Sr.
	18	Reggie Frischknecht	6-4	200	So.
WR	11	Parker Kingston	5-11	185	R-Jr.
	19	Tiger Bachmeier	6-1	190	Jr.
WR	5	Cody Hagen	6-1	185	So.
	0	Tei Nacua	6-2	180	R-Fr.
TE	20	Carsen Ryan	6-4	250	R-Sr.
	45	Keayen Nead	6-5	265	Jr.
	-or-	87	Ethan Erickson	6-5	R-Sr.
	-or-	82	Noah Moeaki	6-3	R-Fr.
LT	71	Isaiah Jatta	6-6	315	R-Sr.
	79	Kaden Chidester	6-8	325	R-So.
	-or-	77	Jake Griffin	6-5	R-So.
LG	61	Weylin Lapuaho	6-4	310	Sr.
	-or-	51	Sonny Makasini	6-4	R-Jr.
C	63	Bruce Mitchell	6-4	305	R-Jr.
	67	Trevor Pay	6-3	295	R-Fr.
RG	55	Austin Leausa	6-5	315	Sr.
	-or-	64	Kyle Sfarcioc	6-4	R-Jr.
RT	75	Andrew Gentry	6-8	315	R-Jr.
	74	Trevin Ostler	6-4	320	R-Jr.

DEFENSE

DE -or-	45	Viliani Po'uha	6-3	270	So.
	48	Bodie Schoonover	6-3	265	R-Jr.
N	57	Keanu Tanuvasa	6-4	300	R-Jr.
	96	Justin Kirkland	6-3	340	Sr.
	72	Kaufusi Pakofe	6-3	345	Sr.
T	55	John Taumoepeau	6-2	300	Sr.
	94	Anisi Purcell	6-3	305	R-Jr.
	99	Ulavai Fetuli	6-4	275	Fr.
OE -or-	7	Logan Lutui	6-2	260	R-Sr.
	90	Hunter Clegg	6-4	248	Fr.
	10	Orion Maile-Kaufusi	6-3	245	R-Fr.
	13	Tausili Akana	6-3	235	R-So.
SAM	16	Isaiah Glasker	6-5	240	R-Jr.
	44	Ephraim Asiata	6-3	210	So.
	34	Maika Kaufusi	6-3	235	R-So.
MACK	54	Siale Esera	6-3	245	R-So.
	30	Max Alford	6-1	230	Jr.
	23	Pierson Watson	6-2	225	Fr.
ROVER	17	Jack Kelly	6-2	242	R-Sr.
	18	Ace Kaufusi	6-4	240	Jr.
	21	Miles Hall	6-1	230	R-So.
SS -or-	3	Raider Damuni	6-1	200	Jr.
	11	Faletau Satuala	6-4	210	So.
	25	Talan Alfrey	6-2	205	R-Sr.
FS -or-	28	Tanner Wall	6-1	205	R-Sr.
	11	Faletau Satuala	6-4	210	So.
	27	Matthas Leach	6-3	180	R-Fr.
NICK	22	Tommy Prassas	6-2	195	So.
	15	Tayvion Beasley	5-10	180	Jr.
	20	Cannon DeVries	6-0	185	Fr.
CB	0	Evan Johnson	6-0	180	R-Jr.
	29	Jayden Dunlap	6-0	185	R-Sr.
CB -or-	1	Therrian Alexander III	6-2	175	So.
	4	Mory Bamba	6-3	190	R-Sr.
	32	Marcus McKenzie	5-11	185	R-So.

SPECIALISTS

P	35	Sam Vander Haar	6-0	220	R-Jr.
	31	Fuller Shurtz	5-11	179	So.
KO	44	Will Ferrin	6-3	175	R-Sr.
	97	Matthias Dunn	6-0	200	R-Jr.
PK	44	Will Ferrin	6-3	175	R-Sr.
	97	Matthias Dunn	6-0	200	R-Jr.

H	35	Sam Vander Haar	6-0	220	R-Jr.
		Fuller Shurtz	5-11	179	So.
LS	26	Garrison Grimes	6-2	220	R-Sr.
	43	Ty Smith	6-0	195	R-Fr.
KRET	5	Cody Hagen	6-1	185	So.
	11	Parker Kingston	5-11	185	R-Jr.
PRET	11	Parker Kingston	5-11	185	R-Jr.
	-or- 19	Tiger Bachmeier	6-1	190	Jr.



2025 SCORING DRIVES

QTR	DPP.	SCORING PLAY	PLAYS-YDS, TOP
1	Portland State	#17 J.Kelly 54 yd blocked field goal return (#44 W.Ferrin kick)	-
1	Portland State	#2 C.Roberts 4 yd pass from #47 B.Bachmeier (#44 W.Ferrin kick)	4-56, 02:23
2	Portland State	#2 N.Moeaki 5 yd pass from #47 B.Bachmeier (#44 W.Ferrin kick)	7-48, 02:55
2	Portland State	#5 C.Hagen 57 yd rush (#44 W.Ferrin kick)	4-84, 01:53
2	Portland State	#47 B.Bachmeier 4 yd rush (#44 W.Ferrin kick)	2-6, 00:25
2	Portland State	#20 C.Ryan 22 yd pass from #47 B.Bachmeier (#44 W.Ferrin kick)	4-91, 01:24
2	Portland State	#47 B.Bachmeier 12 yd rush (#44 W.Ferrin kick)	4-58, 01:05
2	Portland State	#44 W.Ferrin 25 yd FG	15-68, 08:27
2	Portland State	#44 W.Ferrin 56 yd FG	6-12, 03:11
2	Portland State	#89 D.McKenzie 41 yd rush (#44 W.Ferrin kick)	2-53, 00:13
2	Portland State	#34 C.Miska 5 yd rush (#44 W.Ferrin kick)	15-79, 10:21
1	Stanford	#47 B.Bachmeier 3 yd rush (#20 C.Ryan rush failed)	6-85, 03:16
2	Stanford	#44 W.Ferrin 36 yd FG	4-1, 02:03
2	Stanford	#44 W.Ferrin 30 yd FG	5--7, 01:59
2	Stanford	SAFETY	--
3	Stanford	#44 W.Ferrin 21 yd FG	13-72, 06:04
3	Stanford	#30 S.Moa 8 yd rush (#44 W.Ferrin kick)	5-43, 02:21
4	Stanford	#44 W.Ferrin 23 yd FG	8-69, 03:58

2025 BYU SUPERLATIVES

Overall record	2-0
Current streak	Won 4
Home record	2-0
Current home streak	Won 3
Road record	0-0
Current road streak	Lost 1
Neutral record	0-0
Current neutral streak	Won 2
Day games	0-0
Current day streak	Lost 1
Night games	2-0
Current night streak	Won 4
Thursday games	0-0
Current Thursday streak	Won 1
Friday games	0-0
Current Friday streak	Won 3
BYU wins toss	2-0
BYU loses toss	0-0
BYU scores first	2-0
Opp. scores first	0-0
BYU leads after 1Q	2-0
BYU trails after 1Q	0-0
Tied after 1Q	0-0
BYU leads at half	2-0
BYU trails at half	0-0
Tied at the half	0-0
BYU leads after 3Q	2-0
BYU trails after 3Q	0-0
Tied after 3Q	0-0
OT Games	0-0
BYU has more yards	2-0
Opp. has more yards	0-0
Yards even	0-0
BYU has more turnovers	0-0
Opp. has more turnovers	1-0
Turnovers are equal	1-0
Record in August	1-0
Streak	Won 2
Record in September	1-0
Streak	Won 6
Record in October	0-0
Streak	Won 3
Record in November	0-0
Streak	Won 1
Vs. top-25 teams	0-0
Streak	Won 1
Vs. non-ranked teams	1-0
Streak	Won 2
Vs. FCS Teams	1-0
Streak	Won 20
On ESPN	1-0
On ESPN2	0-0
On ESPN3	0-0
On ESPN4	0-0
On ESPN5	0-0
On ESPN6	1-0
On ESPN7	0-0
On ESPN8	0-0
On ESPN9	0-0
On ESPN10	0-0
On ESPN11	0-0
On ESPN12	0-0
On ESPN13	0-0
On ESPN14	0-0
On ESPN15	0-0
On ESPN16	0-0
On ESPN17	0-0
On ESPN18	0-0
On ESPN19	0-0
On ESPN20	0-0
On ESPN21	0-0
On ESPN22	0-0
On ESPN23	0-0
On ESPN24	0-0
On ESPN25	0-0
On ESPN26	0-0
On ESPN27	0-0
On ESPN28	0-0
On ESPN29	0-0
On ESPN30	0-0
On ESPN31	0-0
On ESPN32	0-0
On ESPN33	0-0
On ESPN34	0-0
On ESPN35	0-0
On ESPN36	0-0
On ESPN37	0-0
On ESPN38	0-0
On ESPN39	0-0
On ESPN40	0-0
On ESPN41	0-0
On ESPN42	0-0
On ESPN43	0-0
On ESPN44	0-0
On ESPN45	0-0
On ESPN46	0-0
On ESPN47	0-0
On ESPN48	0-0
On ESPN49	0-0
On ESPN50	0-0
On ESPN51	0-0
On ESPN52	0-0
On ESPN53	0-0
On ESPN54	0-0
On ESPN55	0-0
On ESPN56	0-0
On ESPN57	0-0
On ESPN58	0-0
On ESPN59	0-0
On ESPN60	0-0
On ESPN61	0-0
On ESPN62	0-0
On ESPN63	0-0
On ESPN64	0-0
On ESPN65	0-0
On ESPN66	0-0
On ESPN67	0-0
On ESPN68	0-0
On ESPN69	0-0
On ESPN70	0-0
On ESPN71	0-0
On ESPN72	0-0
On ESPN73	0-0
On ESPN74	0-0
On ESPN75	0-0
On ESPN76	0-0
On ESPN77	0-0
On ESPN78	0-0
On ESPN79	0-0
On ESPN80	0-0
On ESPN81	0-0
On ESPN82	0-0
On ESPN83	0-0
On ESPN84	0-0
On ESPN85	0-0
On ESPN86	0-0
On ESPN87	0-0
On ESPN88	0-0
On ESPN89	0-0
On ESPN90	0-0
On ESPN91	0-0
On ESPN92	0-0
On ESPN93	0-0
On ESPN94	0-0
On ESPN95	0-0
On ESPN96	0-0
On ESPN97	0-0
On ESPN98	0-0
On ESPN99	0-0
On ESPN100	0-0
On ESPN101	0-0
On ESPN102	0-0
On ESPN103	0-0
On ESPN104	0-0
On ESPN105	0-0
On ESPN106	0-0
On ESPN107	0-0
On ESPN108	0-0
On ESPN109	0-0
On ESPN110	0-0
On ESPN111	0-0
On ESPN112	0-0
On ESPN113	0-0
On ESPN114	0-0
On ESPN115	0-0
On ESPN116	0-0
On ESPN117	0-0
On ESPN118	0-0
On ESPN119	0-0
On ESPN120	0-0
On ESPN121	0-0
On ESPN122	0-0
On ESPN123	0-0
On ESPN124	0-0
On ESPN125	0-0
On ESPN126	0-0
On ESPN127	0-0
On ESPN128	0-0
On ESPN129	0-0
On ESPN130	0-0
On ESPN131	0-0
On ESPN132	0-0
On ESPN133	0-0
On ESPN134	0-0
On ESPN135	0-0
On ESPN136	0-0
On ESPN137	0-0
On ESPN138	0-0
On ESPN139	0-0
On ESPN140	0-0
On ESPN141	0-0
On ESPN142	0-0
On ESPN143	0-0
On ESPN144	0-0
On ESPN145	0-0
On ESPN146	0-0
On ESPN147	0-0
On ESPN148	0-0
On ESPN149	0-0
On ESPN150	0-0
On ESPN151	0-0
On ESPN152	0-0
On ESPN153	0-0
On ESPN154	0-0
On ESPN155	0-0
On ESPN156	0-0
On ESPN157	0-0
On ESPN158	0-0
On ESPN159	0-0
On ESPN160	0-0
On ESPN161	0-0
On ESPN162	0-0
On ESPN163	0-0
On ESPN164	0-0
On ESPN165	0-0
On ESPN166	0-0
On ESPN167	0-0
On ESPN168	0-0
On ESPN169	0-0
On ESPN170	0-0
On ESPN171	0-0
On ESPN172	0-0
On ESPN173	0-0
On ESPN174	0-0
On ESPN175	0-0
On ESPN176	0-0
On ESPN177	0-0
On ESPN178	0-0
On ESPN179	0-0
On ESPN180	0-0
On ESPN181	0-0
On ESPN182	0-0
On ESPN183	0-0
On ESPN184	0-0
On ESPN185	0-0
On ESPN186	0-0
On ESPN187	0-0
On ESPN188	0-0
On ESPN189	0-0
On ESPN190	0-0
On ESPN191	0-0
On ESPN192	0-0
On ESPN193	0-0
On ESPN194	0-0
On ESPN195	0-0
On ESPN196	0-0
On ESPN197	0-0
On ESPN198	0-0
On ESPN199	0-0
On ESPN200	0-0
On ESPN201	0-0
On ESPN202	0-0
On ESPN203	0-0
On ESPN204	0-0
On ESPN205	0-0
On ESPN206	0-0
On ESPN207	0-0
On ESPN208	0-0
On ESPN209	0-0
On ESPN210	0-0
On ESPN211	0-0
On ESPN212	0-0
On ESPN213	0-0
On ESPN214	0-0
On ESPN215	0-0
On ESPN216	0-0
On ESPN217	0-0
On ESPN218	0-0
On ESPN219	0-0
On ESPN220	0-0
On ESPN221	0-0
On ESPN222	0-0
On ESPN223	0-0
On ESPN224	0-0
On ESPN225	0-0
On ESPN226	0-0
On ESPN227	0-0
On ESPN228	0-0
On ESPN229	0-0
On ESPN230	0-0
On ESPN231	0-0
On ESPN232	0-0
On ESPN233	0-0
On ESPN234	0-0
On ESPN235	0-0
On ESPN236	0-0
On ESPN237	0-0
On ESPN238	0-0
On ESPN239	0-0
On ESPN240	0-0
On ESPN241	0-0
On ESPN242	0-0
On ESPN243	0-0
On ESPN244	0-0
On ESPN245	0-0
On ESPN246	0-0
On ESPN247	0-0
On ESPN248	0-0
On ESPN249	0-0
On ESPN250	0-0
On ESPN251	0-0
On ESPN252	0-0
On ESPN253	0-0
On ESPN254	0-0
On ESPN255	0-0
On ESPN256	0-0
On ESPN257	0-0
On ESPN258	0-0
On ESPN259	0-0
On ESPN260	0-0
On ESPN261	0-0
On ESPN262	0-0
On ESPN263	0-0
On ESPN264	0-0
On ESPN265	0-0
On ESPN266	0-0
On ESPN267	0-0
On ESPN268	0-0
On ESPN269	0-0
On ESPN270	0-0
On ESPN271	0-0
On ESPN272	0-0
On ESPN273	0-0
On ESPN274	0-0
On ESPN275	0-0
On ESPN276	0-0
On ESPN277	0-0
On ESPN278	0-0
On ESPN279	0-0
On ESPN280	0-0
On ESPN281	0-0
On ESPN282	0-0
On ESPN283	0-0
On ESPN284	0-0
On ESPN285	0-0
On ESPN286	0-0
On ESPN287	0-0
On ESPN288	0-0
On ESPN289	0-0
On ESPN290	0-0
On ESPN291	0-0
On ESPN292	0-0
On ESPN293	0-0
On ESPN294	0-0
On ESPN295	0-0
On ESPN296	0-0
On ESPN297	0-0
On ESPN298	0-0
On ESPN299	0-0
On ESPN300	0-0
On ESPN301	0-0
On ESPN302	0-0
On ESPN303	0-0
On ESPN304	0-0
On ESPN305	0-0
On ESPN306	0-0
On ESPN307	0-0
On ESPN308	0-0
On ESPN309	0-0
On ESPN310	0-0
On ESPN311	0-0
On ESPN312	0-0
On ESPN313	0-0
On ESPN314	0-0
On ESPN315	0-0
On ESPN316	0-0
On ESPN317	0-0
On ESPN318	0-0
On ESPN319	0-0
On ESPN320	0-0
On ESPN321	0-0
On ESPN322	0-0
On ESPN323	0-0
On ESPN324	0-0
On ESPN325	0-0
On ESPN326	0-0
On ESPN327	0-0
On ESPN328	0-0
On ESPN329	0-0
On ESPN330	0-0
On ESPN331	0-0
On ESPN332	0-0
On ESPN333	0-0
On ESPN334	0-0
On ESPN335	0-0
On ESPN336	0-0
On ESPN337	0-0
On ESPN338	0-0
On ESPN339	0-0
On ESPN340	0-0
On ESPN341	0-0
On ESPN342	0-0
On ESPN343	0-0
On ESPN344	0-0
On ESPN345	0-0
On ESPN346	0-0
On ESPN347	0-0
On ESPN348	0-0
On ESPN349	0-0
On ESPN350	0-0
On ESPN351	0-0
On ESPN352	0-0
On ESPN353	0-0
On ESPN354	0-0
On ESPN355	0-0
On ESPN356	0-0
On ESPN357	0-0
On ESPN358	0-0
On ESPN359	0-0
On ESPN360	0-0
On ESPN361	0-0
On ESPN362	0-0
On ESPN363	0-0
On ESPN364	0-0
On ESPN365	0-0
On ESPN366	0-0
On ESPN367	0-0
On ESPN368	0-0
On ESPN369	0-0
On ESPN370	0-0
On ESPN371	0-0
On ESPN372	0-0
On ESPN373	0-0
On ESPN374	0-0
On ESPN375	0-0
On ESPN376	0-0
On ESPN377	0-0
On ESPN378	0-0
On ESPN379	0-0
On ESPN380	0-0
On ESPN381	0-0
On ESPN382	0-0
On ESPN383	0-0
On ESPN384	0-0
On ESPN385	0-0
On ESPN386	0-0
On ESPN387	0-0
On ESPN388	0-0
On ESPN389	0-0
On ESPN390	0-0
On ESPN391	0-0
On ESPN392	0-0
On ESPN393	0-0
On ESPN394	0-0
On ESPN395	0-0
On ESPN396	0-0
On ESPN397	0-0
On ESPN398	0-0
On ESPN399	0-0
On ESPN400	0-0
On ESPN401	0-0
On ESPN402	0-0
On ESPN403	0-0
On ESPN404	0-0
On ESPN405	0-0
On ESPN406	0-0
On ESPN407	0-0
On ESPN408	0-0
On ESPN409	0-0
On ESPN410	0-0
On ESPN411	0-0
On ESPN412	0-0
On ESPN413	0-0
On ESPN414	0-0
On ESPN415	0-0
On ESPN416	0-0
On ESPN417	0-0
On ESPN418	0-0
On ESPN419	0-0
On ESPN420	0-0
On ESPN421	0-0
On ESPN422	0-0
On ESPN423	0-0
On ESPN424	0-0
On ESPN425	0-0
On ESPN426	0-0
On ESPN427	0-0
On ESPN428	0-0
On ESPN429	0-0
On ESPN430	0-0
On ESPN431	0-0
On ESPN432	0-0
On ESPN433	0-0
On ESPN434	0-0
On ESPN435	0-0
On ESPN436	0-0
On ESPN437	0-0
On ESPN438	0-0
On ESPN439	0-0
On ESPN440	0-0
On ESPN441	0-0
On ESPN442	0-0
On ESPN443	0-0
On ESPN444	0-0
On ESPN445	0-0
On ESPN446	0-0
On ESPN447	0-0
On ESPN448	0-0
On ESPN449	0-0
On ESPN450	0-0
On ESPN451	0-0
On ESPN452	0-0
On ESPN453	0-0
On ESPN454	0-0
On ESPN455	0-0
On ESPN456	0-0
On ESPN457	0-0
On ESPN458	0-0
On ESPN459	0-0
On ESPN460	0-0
On ESPN461	0-0
On ESPN462	0-0
On ESPN463	0-0
On ESPN464	0-0
On ESPN465	0-0



STATISTIC	NATIONAL RANK	CONFERENCE RANK	VALUE	NATIONAL LEADER	VALUE	CONFERENCE LEADER	VALUE
3rd Down Conversion Pct (134 ranked)	46	6	0.458	Arkansas	0.719	Utah	0.711
3rd Down Conversion Pct Defense (133 ranked)	1	1	0.115	BYU	0.115	BYU	0.115
4th Down Conversion Pct (130 ranked)	40	10	0.667	22 teams tied	1	6 teams tied	1
4th Down Conversion Pct Defense (124 ranked)	93	10	0.667	10 teams tied	0	Houston	0.143
Blocked Kicks (12 ranked)	12	3	1	Rutgers	3	Texas Tech	3
				Texas Tech	3		
				Wyoming	3		
Blocked Kicks Allowed (134 ranked)	1	1	0	102 teams tied	0	14 teams tied	0
Blocked Punts (9 ranked)				Rutgers	3	Texas Tech	3
				Texas Tech	3		
Blocked Punts Allowed (134 ranked)	1	1	0	120 teams tied	0	15 teams tied	0
Completion Percentage (134 ranked)	63	8	0.644	Nebraska	0.793	TCU	0.754
Defensive TDs (12 ranked)				11 teams tied	2	TCU	2
Fewest Penalties (134 ranked)	6	1	9	5 teams tied	7	BYU	9
						TCU	9
Fewest Penalties Per Game (132 ranked)	27	3	4.5	Iowa	2.33	Iowa St.	3
				New Mexico	2.33		
Fewest Penalty Yards (134 ranked)	14	1	90	Army West Point	45	BYU	90
Fewest Penalty Yards Per Game (134 ranked)	46	5	45	New Mexico	15.67	Iowa St.	27
First Downs Defense (134 ranked)	1	1	15	BYU	15	BYU	15
First Downs Offense (134 ranked)	113	14	46	Indiana	91	Texas Tech	90
Fumbles Lost (133 ranked)	39	6	1	38 teams tied	0	5 teams tied	0
Fumbles Recovered (56 ranked)	24	4	2	East Carolina	5	Kansas St.	4
				Illinois	5		
Kickoff Return Defense (134 ranked)	26	3	14	9 teams tied	0	Oklahoma St.	0
Kickoff Returns (129 ranked)	4	1	44	Wisconsin	60	BYU	44
Net Punting (134 ranked)	18	5	44.75	Purdue	52.5	Texas Tech	46.5
Passes Had Intercepted (134 ranked)	1	1	0	22 teams tied	0	4 teams tied	0
Passes Intercepted (85 ranked)	57	8	2	Maryland	7	Houston	5
						Arizona	5
Passing Offense (134 ranked)	115	15	156.5	Boston College	393.7	Texas Tech	383.7
Passing Yards Allowed (134 ranked)	4	2	99	Nebraska	66	UCF	98.5
Passing Yards per Completion (134 ranked)	95	14	10.79	Florida St.	20.8	Arizona	15.2
Punt Return Defense (134 ranked)	8	2	0	SMU	-3	Utah	-2
Punt Returns (134 ranked)	31	4	12.6	Iowa St.	39.33	Iowa St.	39.33
Red Zone Defense (101 ranked)	101	11	1	Ohio St.	0	UCF	0.5
Red Zone Offense (134 ranked)	1	1	1	27 teams tied	1	5 teams tied	1
Rushing Defense (134 ranked)	1	1	7	BYU	7	BYU	7
Rushing Offense (134 ranked)	2	1	312.5	Navy	375.3	BYU	312.5
Sacks Allowed (134 ranked)	62	7	1.5	5 teams tied	0	Cincinnati	0
						TCU	0
Scoring Defense (134 ranked)	1	1	1.5	BYU	1.5	BYU	1.5
Scoring Offense (134 ranked)	10	2	48	Texas Tech	58	Texas Tech	58
Tackles for Loss Allowed (134 ranked)	10	1	3	Ohio St.	1.33	4 teams tied	3
Team Passing Efficiency (134 ranked)	59	11	144.87	Florida St.	260.24	Cincinnati	203.02
Team Passing Efficiency Defense (134 ranked)	3	2	76.22	Arizona	70.84	Arizona	70.84
Team Sacks (133 ranked)	48	10	2.5	Louisville	5	West Virginia	4.33
Team Tackles for Loss (134 ranked)	15	3	8.5	Indiana	11	UCF	9
Time of Possession (134 ranked)	13	2	34:39	Army West Point	38:32	Utah	34:44
Total Defense (134 ranked)	1	1	106	BYU	106	BYU	106
Total Offense (134 ranked)	30	6	469	Southern California	604	Texas Tech	602.7
Turnover Margin (134 ranked)	16	3	1.5	East Carolina	2.33	Arizona	2
						Houston	2
Turnovers Gained (117 ranked)	48	10	4	5 teams tied	8	Arizona	8
Turnovers Lost (134 ranked)	10	2	1	9 teams tied	0	Houston	0
Winning Percentage (124 ranked)	1	1	1	39 teams tied	1	8 teams tied	1

TEAM BY THE NUMBERS

1 BYU is the No. 1 total defense, allowing an average of 106.0 yards per game after two games. Minnesota, No. 2, has allowed 177.7 yards per game.

14 After two games. BYU has allowed a total of 14 rushing yards through two games to lead the nation.

15 The Cougar defense has allowed just 15 total first downs through two games. BYU allowed just 3 to Portland State, tying the school record.

3-26 BYU has allowed a third down conversion rate of 11.54% after two games. Portland State was 1 for 13 while Stanford was 2 for 13.

606 BYU 's 606 yards of total offense in the season opener was the 7th time under Kalani Sitake the Cougars have topped 600 total yards.

312.5 BYU is No. 2 in rushing yards nationally with 312.5, aided by 468 against Portland State. It was the second-most in school history (550 vs. Texas, 2013).

46.5 BYU's average margin of victory of 46.5 ranks No. 2 nationally behind Big 12 member Texas Tech (48.7).

9 BYU has committed just nine total penalties through two games, tops in the Big 12 and No. 9 nationally.

34:39 The Cougars have held the ball an average of 34:39 through two games, ranking No. 13 nationally.

STATISTIC	PLAYER	NATL RANK	CONF RANK	VALUE	NATIONAL LEADER	VALUE	CONFERENCE LEADER	VALUE
All Purpose (200 ranked)	LJ Martin	22	3	130.5	Jonah Coleman, Washington	180	Jaden Nixon, UCF	138
Blocked Kicks (1 ranked)					AJ McCarty, Texas Tech	2	AJ McCarty, Texas Tech	2
					Kaj Sanders, Rutgers	2		
Combined Kick Returns (198 ranked)	Parker Kingston	94	13	71	Bryce Noernberg, Kansas St.	339	Bryce Noernberg, Kansas St.	339
	Cody Hagen	144	18	44				
	Tiger Bachmeier	160	19	37				
Completion Percentage (116 ranked)	Bear Bachmeier	68	10	0.632	Carson Beck, Miami (FL)	0.793	Josh Hoover, TCU	0.762
Completions Per Game (99 ranked)					Dylan Loneragan, Boston College	30	Sawyer Robertson, Baylor	28
					Caden Veltkamp, Fla. Atlantic	30		
Field Goal Percentage (103 ranked)	Will Ferrin	1	1	1	36 players tied	1	8 players tied	1
Field Goals Per Game (117 ranked)	Will Ferrin	1	1	3	Ryan Barker, Penn St.	3	Will Ferrin, BYU	3
					Will Ferrin, BYU	3		
					Jackson Kleather, Bowling Green	3		
Forced Fumbles (29 ranked)	Isaiah Glasker	12	1	0.5	11 players tied	0.67	5 players tied	0.5
	Jack Kelly	12	1	0.5				
	Faletau Satuala	12	1	0.5				
Fumbles Recovered (10 ranked)	Viliami Po'uha	10	2	1	Matt Kingsbury, Minnesota	3	Martavius French, Colorado	2
	John Taumoepeau	10	2	1				
Interceptions Per Game (56 ranked)	Raider Damuni	34	4	0.5	5 players tied	1	Jackson Bennee, Utah	0.67
	Faletau Satuala	34	4	0.5			Darrian Lewis, West Virginia	0.67
							Brice Pollock, Texas Tech	0.67
Kickoff Return TDs (1 ranked)					12 players tied	1	Jaden Nixon, UCF	1
							Bryce Noernberg, Kansas St.	1
Kickoff Returns (63 ranked)					Jaden Nixon, UCF	43.3	Jaden Nixon, UCF	43.3
Passes Defended (53 ranked)					Hezekiah Masses, California	3	Genesis Smith, Arizona	1.67
							Jackson Bennee, Utah	1.67
Passing Efficiency (116 ranked)	Bear Bachmeier	53	11	149.3	Jayden Maiava, Southern California	215.5	Behren Morton, Texas Tech	208.4
Passing TDs (63 ranked)					Taylen Green, Arkansas	11	Behren Morton, Texas Tech	11
					Behren Morton, Texas Tech	11		
Passing Yards (130 ranked)	Bear Bachmeier	124	15	272	Steve Angeli, Syracuse	1,072	Sawyer Robertson, Baylor	1,070
Passing Yards Per Game (130 ranked)	Bear Bachmeier	107	14	136	Steve Angeli, Syracuse	357.3	Sawyer Robertson, Baylor	356.7
Passing Yards per Completion (116 ranked)	Bear Bachmeier	70	11	11.33	Jayden Maiava, Southern California	20.6	Tayven Jackson, UCF	16.24
Points Responsible For (199 ranked)	Bear Bachmeier	60	11	36	Taylen Green, Arkansas	78	Brendan Sorsby, Cincinnati	72
	Will Ferrin	122	16	28				
Points Responsible For Per Game (199 ranked)	Bear Bachmeier	17	5	18	Taylen Green, Arkansas	26	Brendan Sorsby, Cincinnati	24
	Will Ferrin	42	10	14				
Punt Return TDs (2 ranked)					Vicari Swain, South Carolina	3		
Punt Returns (78 ranked)	Parker Kingston	28	3	11.8	Vicari Swain, South Carolina	33	Rayshawn Glover, Utah	21.5
Punting (65 ranked)					Cole Maynard, Western Ky.	51.6	Liam Dougherty, Houston	46.6
Receiving TDs (52 ranked)					Chris Brazzell II, Tennessee	5	Kobe Prentice, Baylor	4
					Beau Sparks, Texas St.	5	Jordyn Tyson, Arizona St.	4
Receiving Yards (200 ranked)					Mario Craver, Texas A&M	443	Jordyn Tyson, Arizona St.	314
Receiving Yards Per Game (199 ranked)					Mario Craver, Texas A&M	147.7	Jordan Dwyer, TCU	112.5
Receptions Per Game (171 ranked)					Lewis Bond, Boston College	9.67	Jordyn Tyson, Arizona St.	8
Rush Yards Per Carry (142 ranked)	LJ Martin	4	1	9.27	Robert Henry, UTSA	10.21	LJ Martin, BYU	9.27
Rushing TDs (37 ranked)	Bear Bachmeier	37	5	3	Jonah Coleman, Washington	7	4 players tied	4
Rushing Yards (197 ranked)	LJ Martin	45	6	241	Robert Henry, UTSA	480	Bryson Washington, Baylor	304
Rushing Yards Per Game (200 ranked)	LJ Martin	8	1	120.5	Robert Henry, UTSA	160	LJ Martin, BYU	120.5
Sacks (120 ranked)	Isaiah Glasker	120	20	0.5	Clev Lubin, Louisville	1.75	John Henry Daley, Utah	1.67
	Jack Kelly	120	20	0.5				
	Anisi Purcell	120	20	0.5				
	Keanu Tanuvasa	120	20	0.5				
Scoring (140 ranked)	Will Ferrin	2	1	14	Jonah Coleman, Washington	21	Will Ferrin, BYU	14
	Bear Bachmeier	43	4	9				
Solo Tackles (23 ranked)					Andon Thomas, Army West Point	8.5	Keaton Thomas, Baylor	6
Tackles For Loss (64 ranked)	Isaiah Glasker	64	11	1.25	Bryun Parham, UConn	2.33	John Henry Daley, Utah	2.17
	Jack Kelly	64	11	1.25				
	Logan Lutui	64	11	1.25				
Total Interceptions (34 ranked)	Raider Damuni	34	4	1	5 players tied	3	Jackson Bennee, Utah	2
	Faletau Satuala	34	4	1			Darrian Lewis, West Virginia	2
							Brice Pollock, Texas Tech	2
Total Offense (200 ranked)	Bear Bachmeier	110	14	155.5	Taylen Green, Arkansas	391	Sawyer Robertson, Baylor	360.7
	LJ Martin	124	15	120.5				
Total Points Scored (132 ranked)	Will Ferrin	42	4	28	Jonah Coleman, Washington	42	Michael Salgado-Medina,	33
	Bear Bachmeier	132	18	18	Robert Henry, UTSA	42		
Total Tackles (480 ranked)					Isaiah Chisom, UCLA	12.3	Bryan McCoy Jr., Oklahoma	11.5
Total Touchdowns (149 ranked)	Bear Bachmeier	58	7	3	Jonah Coleman, Washington	7	6 players tied	4
					Robert Henry, UTSA	7		
Yards per Pass Attempt (116 ranked)	Bear Bachmeier	74	11	7.16	Jayden Maiava, Southern California	14.13	Behren Morton, Texas Tech	11.4
Yards per Reception (200 ranked)	Carsen Ryan	83	14	16.6	Cade Wolford, Kent St.	31.86	Stephon Johnson, Houston	31.83
	Chase Roberts	136	22	14.67				

INDIVIDUAL BY THE NUMBERS

9 Nine different players have scored a touchdown, including 8 in the game against Portland State. 17 different BYU players scored touchdowns in 2024. The school record is 20, set in 1996.

100s LJ Martin set a new career high with 131 rushing yards, topping his previous best of 120 vs. Oklahoma State in 2024. He followed it up with 110 vs. Stanford.

9.27 LJ Martin's 9.27 yards per carry rank No. 4 nationally and tops in the Big 12 conference.

5 Bear Bachmeier accounted for 5 touchdowns (3 passing/2 rushing) in his first game. He is the only true freshman quarterback to be responsible for 5 TDs in a single game at BYU.

28 Chase Roberts has a reception in 28 consecutive games dating back to the 2022 season.

28 Kicker Will Ferrin has scored 28 points (10 PAT, 6-6 on FG) and is currently No. 42 nationally among all players in total points. His 15 points vs. Portland State are the third-most by a kicker in a single game in school history.

OFFENSIVE GAME-BY-GAME STARTERS

[illegible]



#47 | BEAR BACHMEIER | QB | 6-2 | 220 | FR. | MURRIETA, CA | STANFORD/MURRIETA HS



- Parents are April and Michael Bachmeier, has four siblings: brothers Hank, Tiger and Buck, and sister Ella
- Brother, Hank, played quarterback at Boise State, Louisiana Tech and Wake Forest
- Brother, Tiger, played two years at Stanford before transferring to BYU
- Enrolled at Stanford for 2025 spring football practices
- A four-star high school recruit by on3 and Rivals, ranked as high as the No. 11 quarterback in the nation by ESPN
- Totaled 6,810 yards in his high school career, 59 TDs and 1,724 rushing yards and 33 rushing touchdowns
- Team Co-Captain
- First true freshman to start at QB in the season opener at BYU
- Only true freshman QB at BYU to have 5 total TDs in a game (3 passing/2 rushing vs. PSU)



STATS	GP	COMP	ATT	%	YDS	TD	INT	LNG	ATT	YDS	TD	LNG
2025	2	24	38	63.2%	272	3	0	25	17	39	3	12
CAREER	2	24	38	63.2%	272	3	0	25	17	39	3	12

#4 | LJ MARTIN | RB | 6-2 | 220 | JR. | EL PASO, TX | CANUTILLO HS



- Team Captain
- Parents are Genevieve & John Marti and has one sibling
- Led BYU in rushing both 2023 and 2024
- 518 rushing yards as a true freshman (2023) and 718 in (2024)
- Named to Doak Walker Preseason Watch List and Earl Campbell Tyler Rose Award Watch List (2024 & 2025)
- Father, John, played basketball at Western New Mexico, Mother, Genevieve, played softball at Western New Mexico
- Speaks Spanish
- Valero Alamo Bowl Offensive MVP (2024)
- All-Big 12 Honorable Mention (College Football Network, 2024)
- Career-high 131 rushing yards on just 8 carries vs. Portland State in week one



STATS	GP	CAR	YDS	AVG	TD	LNG	REC	YDS	AVG	TD	LNG
2025	2	26	241	9.3	0	49	2	20	10.0	0	12
CAREER	22	254	1,367	5.4	11	55	23	163	7.1	3	33

#30 | SIONE MOA | RB | 5-10 | 215 | SO. | VICTORVILLE, CA/PROVO, UT | TIMPVIEW HS



- Served two-year, full-time mission for The Church of Jesus Christ of Latter-day Saints in San Bernardino, California
- Middle name is Ikaika
- Enjoys pickleball
- Totaled 254 carries for 2,244 yards and 26 touchdowns at Timpview High School
- Played in 11 games in 2024, started versus No. 13 Kansas State
- Recorded first career start and rushing touchdown along with career highs in carries (15), rush yards (76) and long run (24 yards) in 38-9 win over No. 13 Kansas State
- Finished 2024 with 29 carries, 144 yards and three touchdowns
- Scored first TD in 2025 against Stanford



STATS	GP	CAR	YDS	AVG	TD	LNG	REC	YDS	AVG	TD	LNG
2025	2	10	62	6.2	1	19	2	10	5.0	0	17
CAREER	13	39	206	5.3	4	24	7	48	6.9	0	17

#20 | CARSEN RYAN | TE | 6-4 | 250 | SR. | OREM, UT | UTAH



- Team Co-Captain
- Parents are Chas and Danielle Ryan
- Has one younger brother and two younger sisters
- In 2024 at Utah: Played in all 12 games, starting five, making 10 receptions for 113 yards and a score
- Played in 17 games at UCLA from 2022-23, starting eight
- Saw action in 12 games with eight starts in 2023, recording 13 catches for 205 yards and three touchdowns
- Played in five games in 2022 with six catches for 82 yards.
- Caught 2 passes for 47 yards and a touchdown in BYU debut



STATS	GP	REC	YDS	AVG	TD	LNG
2024	2	5	83	16.6	1	25
CAREER	31	34	483	14.2	5	25



#2 | CHASE ROBERTS | WR | 6-4 | 210 | R-SR. | AMERICAN FORK, UT | AMERICAN FORK HS




- Team Captain
- Parents are Kyle and Jessica
- Dad, Kyle, played football at BYU as a defensive back (1987, 1990-93)
- Served mission for The Church of Jesus Christ of Latter-day Saints in Calgary, Alberta (2019-21)
- Fluent in Tagalog
- Named to Athlon Sports Preseason All-Big 12 Fourth Team (2024)
- Named to East-West Shrine Bowl Watch List (2024)
- Named to Academic All-Big 12 First Team (2023)
- Led BYU with 52 receptions, 854 yards and four touchdowns in 2024
- Led BYU with 42 receptions, 573 yards and five touchdowns in 2023
- Has 28 consecutive games with a reception



STATS	GP	REC	YDS	AVG	TD	LNG
2025	2	6	88	14.7	1	41
CAREER	38	122	1,872	15.3	13	62

#13 | JOJO PHILLIPS | WR | 6-5 | 205 | R-SO. | LANCASTER, CA | SIERRA CANYON HS




- Parents are Tina & Robert Phillips
- Has four siblings
- Major: Exercise Science
- Loves cars and building Legos
- Played in all 13 games, made starts versus Oklahoma State and No. 23 Colorado
- Made first career start in 38-35 win over Oklahoma State
- Recorded career highs in receptions (2) and receiving yards (70) along with career-long 57-yard reception in 41-13 win over Southern Illinois
- Finished 2024 with 10 receptions, 211 yards and two touchdowns
- Had 3 receptions for 30 yards against Stanford



STATS	GP	REC	YDS	AVG	TD	LNG
2025	2	3	30	10.0	0	21
CAREER	18	14	246	17.6	3	57

#11 | PARKER KINGSTON | WR | 5-11 | 185 | R-JR. | LAYTON, UT | ROY HS



- Parents are Trent and Shannon
- Major: Business
- His grandma ran track at BYU
- One of only two active FBS players (Nick Nash, WR, San Jose State) with multiple career games with a passing and receiving touchdown.
- Named to Paul Hornung Award Watch List (2024 & 2025)
- First BYU player with two punts returned for touchdowns in a season since James Dye in 1996; just the sixth player in program history with multiple touchdowns on punt returns in a season
- Named to All-Bowl Season First Team as a punt returner by College Football Network



STATS	GP	REC	YDS	AVG	TD	LNG
2025	2	3	7	2.3	0	6
CAREER	28	36	415	11.5	2	42

#71 | ISAIAH JATTA | OL | 6-6 | 315 | R-SR. | SAN DIEGO, CA | COLORADO



- Transfer from Colorado in 2024
- Appeared in 11 games at Colorado in 2023, starting one (at UCLA)
- Ranked No. 17 JUCO prospect nationally in Class of 2023
- Played two seasons (2021-22) at Snow College under coach and former BYU wide receiver Zac Erekson
- NJCAA First Team All-American (2022)
- Played in three games, made starts versus Kansas and at No. 21 Arizona State
- Made first start at BYU, at right tackle, versus Kansas
- Started at left tackle against Portland State in 2025





CHART TOPPERS (CAREER AT BYU)

Rushing Yards

14. Lopini Katoa	1,849
15. JJ DiLuigi	1,797
16. Eldon Fortie	1,624
19. Casey Tiumalu	1,504
20. LJ Martin	1,477

Rushing Attempts

14. Ronney Jenkins	380
15. Eldon Fortie	364
19. Fahu Tahi	326
22. Mark Atuaia	301
27. LJ Martin	272

Rushing Touchdowns

T21. 3 tied	15
T24. 7 tied	14
T31. 4 tied	13
T35. LJ Martin	11

Receptions

16. Glen Kozlowski	136
17. Michael Reed	133
18. Scott Phillips	131
22. Gunner Romney/Neil Pau'u	123
24. Chase Roberts	122

Receiving Yards

15. Dan Plater	1,979
16. Gunner Romney	1,967
17. Andy Boyce	1,953
18. John VanDerWouden	1,951
19. Chase Roberts	1,872

Receiving Touchdowns

15. Dan Plater	16
T16. Four tied	15
T20. Margin Hooks, Bryce Doman	14
T22. Chase Roberts	13

True Freshman Starting Quarterback Season Stats

Passing Yards

1. Tanner Mangum (2015)	3,377
2. Jake Heaps (2010)	2,316
3. Zach Wilson (2018)	1,578
4. John Beck (2003)	864
5. Joe Critchlow (2017)	642
6. Drew Miller (1997)	430
7. Taysom Hill (2012)	425
8. Bear Bachmeier (2025)	272

Passing Completions

1. Tanner Mangum (2015)	267
2. Jake Heaps (2010)	219
3. Zach Wilson (2018)	120
4. John Beck (2003)	73
5. Joe Critchlow (2017)	55
6. Taysom Hill (2012)	42
7. Drew Miller (1997)	37
8. Bear Bachmeier (2025)	24

Passing Attempts

1. Tanner Mangum (2015)	446
2. Jake Heaps (2010)	383
3. Zach Wilson (2018)	182
4. John Beck (2003)	145
5. Joe Critchlow (2017)	101
6. Taysom Hill (2012)	71
7. Drew Miller (1997)	67
8. Bear Bachmeier (2025)	38

Passing Touchdowns

1. Tanner Mangum (2015)	23
2. Jake Heaps (2010)	15
3. Zach Wilson (2018)	12
4. John Beck (2003)	5
5. Taysom Hill (2012)	4
6. Bear Bachmeier (2025)	3
6. Joe Critchlow (2017)	3
6. Drew Miller (1997)	3

Rushing Attempts

1. Zach Wilson (2018)	75
2. Tanner Mangum (2015)	63
3. Taysom Hill (2012)	55
4. John Beck (2003)	54
5. Jake Heaps (2010)	34
6. Bear Bachmeier (2025)	17
7. Joe Critchlow (2017)	15
8. Drew Miller (1997)	10

Rushing Yards

1. Taysom Hill (2012)	336
2. Zach Wilson (2018)	221
3. Bear Bachmeier (2025)	39

Rushing Touchdowns

1. Taysom Hill (2012)	4
2. Bear Bachmeier	3
3. Zach Wilson (2018)	2

NOTEABLE OFFENSIVE PLAYERS 2024 SEASON/CAREER HIGH (at BYU)

#0 TEI NACUA, WR

Rec.	-
Rec. Yds	-
Rec. TD	-
Long Rec.	-

#2 CHASE ROBERTS, WR

Rec.	5, Stanford/8, Baylor (22)
Rec. Yds	84, Stanford/131, Cincinnati (23)
Rec. TD	1, Portland State/1, 12 times
Long Rec.	41, Stanford/62, UCF (24)

#3 MCCAE HILLSTEAD, QB

Passing attempts	5, Portland State/same
Passing completions	4, Portland State/same
Passing yards	33, Portland State/same
Passing TD	-
Long pass	13, Portland State/same
Rush att	2, Portland State/same
Rush yds	23, Portland State/same
Rush TD	-
Long rush	13, Portland State/same

#4 LJ MARTIN, RB

Rec.	1, twice/4, TCU (23)
Rec. Yds	12, Portland State/46, Arizona (24)
Rec. TD	-/1, three times
Long Rec.	12, Portland State/33, Arizona (24)
Rush	18, Stanford/23, Arkansas (23)
Rush yards	131, Portland State/same
Rush TD	-/2, four times
Long Rush	49, Portland State/55, Texas Tech (23)

#5 CODY HAGEN, WR

Rec.	2, Portland State/same
Rec. Yds	35, Portland State/same
Rec. TD	-
Long Rec.	24, Portland State/same
Rush	2, Portland State/same
Rush yards	57, Portland State/same
Rush TD	1, Portland State/same
Long Rush	57, Portland State/same

#11 PARKER KINGSTON, WR

Rec.	2, Stanford/6, WVU (23)
Rec. Yds	6, Stanford/57, WVU (23)
Rec. TD	-/1, twice
Long Rec.	5, Portland State/42, TCU (23)

#13 JOJO PHILLIPS, WR

Rec.	3, Stanford/same
Rec. Yds	30, Stanford/70, SIU (24)
Rec. TD	-/1, three times
Long Rec.	1, Stanford/57, SIU (24)

#18 REGGIE FRISCHKNECHT, WR

Rec.	-
Rec. Yds	-
Rec. TD	-
Long Rec.	-

#19 TIGER BACHMEIER, WR

Rec.	1, Portland State/same
Rec. Yds	8, Portland State/same
Rec. TD	-
Long Rec.	8, Portland State

#20 CARSEN RYAN, TE

Rec.	3, Stanford/same
Rec. Yds	47, Portland State/same
Rec. TD	1, Portland State/same
Long Rec.	25, Portland State/same

#21, ENOCH NAWAHINE RB

Rec.	-/1, Kansas State (24)
Rec. Yds	-/1, Kansas State (24)
Rec. TD	-
Long Rec.	-/1, Kansas State (24)
Rush	-/19, at Baylor (24)
Rush yards	-/51, at Baylor (24)
Rush TD	-/1, at SMU (24)
Long Rush	-/12, at Baylor (24)

#28, JOVESA DAMUNI, RB

Rec.	2, Portland State/same
Rec. Yds	14, Portland State/same
Rec. TD	-
Long Rec.	13, Portland State/same
Rush	7, Portland State/same
Rush yards	44, Portland State/same
Rush TD	-
Long Rush	12, Portland State/same

#30, SIONE MOA RB

Rec.	2, Stanford/3, Kansas State (24)
Rec. Yds	10, Stanford/17, Kansas State (24)
Rec. TD	-
Long Rec.	17, Stanford/same
Rush	7, Stanford/15, Kansas State (24)
Rush yards	33, Portland State/76, Kansas State (24)
Rush TD	1, Stanford/1, four times
Long Rush	19, Portland State-/24, Kansas State (24)

#45 KEAYEN NEAD, TE

Rec.	-
Rec. Yds	-
Rec. TD	-
Long Rec.	-

#47 BEAR BACHMEIER QB

Passing attempts	27, Stanford/same
Passing completions	17, Stanford/same
Passing yards	175, Stanford/same
Passing TD	3, Portland State/same
Long pass	41, Stanford/same
Rush att	12, Stanford/same
Rush yds	32, Portland State/same
Rush TD	2, Portland State/same
Long rush	12, Portland State/same

#82 NOAH MOEAKI, TE

Rec.	1, Portland State/same
Rec. Yds	5, Portland State/same
Rec. TD	1, Portland State/same
Long Rec.	5, Portland State/same

#87 ETHAN ERICKSON, TE

Rec.	-/1, three times
Rec. Yds	-/19, Iowa State (23)
Rec. TD	-/1, Utah State (22)
Long Rec.	-/19, Iowa State (23)

DEFENSIVE GAME-BY-GAME STARTERS

[illegible]



#16 | ISAAH GLASKER | LB | 6-5 | 240 | R-JR. | SOUTH JORDAN, UT | BINGHAM HS




- Parents are Stephen and Melissa Glasker; Father, Stephen, played baseball at BYU and in the minor leagues (Texas Rangers); Mother, Melissa, played volleyball at BYU
- 2025 Team Co-Captain; Major: Marketing
- Missionary Service: Served a full-time mission for The Church of Jesus Christ of Latter-day Saints in Montevideo, Uruguay
- Sister, Torre, played volleyball at the University of Utah (2016-17) and UC Santa Barbara (2018-19)
- Sister, Naomi, played volleyball at Yavapai College (2021-22), where she transferred from Utah State Eastern (2020)
- Prepped at Bingham High School where he had a standout two-way career playing offense and defense
- Received 2024 Sports Illustrated All-America honorable mention; Named 2024 All-Big 12 Defense HM



STATS	GP	GS	TACKLES	SOLO	AST	TFL	SACK	FF	FR	PBU	INT	PDEF	TD	QBH
2025	2	2	7	5	2	2.5	1	1	0	0	0	0	0	2
CAREER	23	11	80	48	32	17	4.5	2	0	4	3	7	1	21

#17 | JACK KELLY | LB | 6-2 | 242 | R-SR. | KEARNS, UT | WEBER STATE



- Parents are Mark and Melissa Kelly
- 2025 Team Captain; Major: Business Management
- Grew up competing in BMX dirt track racing, BMX dirt track champion
- Transfer from Weber State after prepping at Kearns High School
- Played in 28 games for the Weber State, totaling 85 tackles, 20 tackles for loss, 16.5 sacks, five forced fumbles, two fumble recoveries, seven pass breakups and an interception
- Led the Big Sky Conference with 10.5 sacks in 2023
- Named to Butkus Award Watch List (2024 & 2025)
- CFN Big 12 Defensive Newcomer of the Year and Defensive Transfer of the Year (2024)



STATS	GP	GS	TACKLES	SOLO	AST	TFL	SACK	FF	FR	PBU	INT	PDEF	TD	QBH
2025	2	2	6	5	1	2.5	1	1	0	0	0	0	0	1
CAREER	43	37	141	88	53	32.5	22.5	8	3	7	2	9	0	20

#57 | KEANU TANUVASA | DT | 6-4 | 300 | R-JR. | MISSION VIEJO, CA | UTAH



- Parents are Shawn and Lisa; Wife's name is Zerín
- Served two-year mission for The Church of Jesus Christ of Latter-day Saints to Provo, Utah
- Transfer from Utah, where he appeared in 24 games with 19 starts on the defensive line
- Was named a 2024 All-Big 12 Conference honorable mention
- Played in seven games in 2024 for the Utes with 17 tackles, 4.5 tackles for loss and one sack, adding four pass breakups and two QB hurries
- Started all 13 games as a redshirt freshman in 2023, earning CFN Freshman All-America honorable mention
- 2025 Team Captain



STATS	GP	GS	TACKLES	SOLO	AST	TFL	SACK	FF	FR	PBU	INT	PDEF	TD	QBH
2025	2	2	5	3	2	1	1	0	0	0	0	0	0	0
CAREER	26	21	55	21	34	13	5	1	0	5	0	5	0	2

#7 | LOGAN LUTUI | DE | 6-2 | 260 | R-SR. | WEST VALLEY CITY, UT | WEBER STATE



- Parents are Vaikalafi & Saani
- Major: Exercise Science (pre-med)
- Missionary Service: Served a full-time mission for The Church of Jesus Christ of Latter-day Saints in Auckland, New Zealand (2017-19)
- Fluent in Tongan
- Married: Wife's name is Seleí, married 2021; Son, Ezekiel, was born in May 2022
- Played in all 13 games last year for the Cougars, starting four outings
- Sacked Colorado quarterback Shedeur Sanders for loss of 23 yards, forcing the No. 23 Buffaloes into a missed field goal attempt in 36-14 Alamo Bowl win
- 2025 Team Co-Captain



STATS	GP	GS	TACKLES	SOLO	AST	TFL	SACK	FF	FR	PBU	INT	PDEF	TD	QBH
2025	2	2	8	4	4	2.5	0	0	0	0	0	0	0	0
CAREER	42	12	63	27	36	10	2.5	0	1	2	1	3	0	0



#4 | MORY BAMBA | CB | 6-3 | 190 | R-SR. | MENOMONEE FALLS, WI | TYLER JC



- Mother is Matogomah Cisse
- Major: Business
- Loves video games and soccer
- Competed in 110 hurdles and triple jump in track and field
- Speaks French and Madinka
- Transfer from Tyler (Texas) Junior College in spring 2022
- Played at ASA College (Miami, Florida), recording 14 tackles, six pass breakups and an interception
- Played in 10 games, starting five last year, with career-high three tackles in 22-21 win at Utah
- 2025 Team Co-Captain



STATS	GP	GS	TACKLES	SOLO	AST	TFL	SACK	FF	FR	PBU	INT	PDEF	TD	QBH
2025	2	1	2	2	0	0	0	0	0	0	0	0	0	0
CAREER	24	7	26	17	9	0	0	0	0	5	0	5	0	0

#0 | EVAN JOHNSON | CB | 6-0 | 185 | R-SO. | MONTEREY, CA | STEVENSON HS




- Parents are Ron and Lynn
- Father, Ron, was an NFL wide receiver with the Philadelphia Eagles
- Helps serve at a Boys and Girls club in Monterrey County, CA
- Fluent in Spanish
- Major: Business
- Played in 12 games, starting four in 2024
- Notched second career interception in 36-14 win over No. 23 Colorado in Alamo Bowl
- Recorded first career interception in 34-14 win at Wyoming in 2024
- Awarded Defensive Player of the Game by coaching staff for performance versus Wyoming



STATS	GP	GS	TACKLES	SOLO	AST	TFL	SACK	FF	FR	PBU	INT	PDEF	TD	QBH
2025	2	2	3	2	1	0	0	0	0	0	0	0	0	0
CAREER	20	6	21	15	6	0	0	0	0	2	2	4	0	0

#28 | TANNER WALL | S | 6-1 | 205 | R-SR. | ALEXANDRIA, VA | YORKTOWN HS




- Parents are Ryan and Sher Wall; Wife's name is Corinne, married May 2024
- CSC Academic All-American in 2024
- Missionary Service: Served a full-time mission for The Church of Jesus Christ of Latter-day Saints in Maceio, Brazil (2018-2020)
- Fluent in Spanish and Portuguese
- Tallied 55 catches for 857 yards & 17 TDs as a senior at Yorktown HS, totaling 1,650 all-purpose yards
- 6A Liberty Conference Player of the Year also played defense (131 tackles, 9 TFL, 2 INT, and 8 PBU)
- At BYU moved from WR to DB in 2023, but suffered season-ending injury. Earned starting role in 2024
- Made career high 13 tackles vs. Houston; His 3 interceptions led team w/Jakob Robinson
- 2025 Team Captain



STATS	GP	GS	TACKLES	SOLO	AST	TFL	SACK	FF	FR	PBU	INT	PDEF	TD	QBH
2025	2	2	4	3	1	0	0	0	0	0	0	0	0	0
CAREER	33	18	80	43	37	0	0	0	0	1	3	4	0	0

#44 | WILL FERRIN | K | 6-3 | 175 | R-SR. | KAYSVILLE, UT | BOISE STATE



- Parents are Jim & Margo
- Married: Wife, Courtney, is an elementary school teacher; Two brothers played lacrosse at BYU
- Major: Business Management; Named to CSC Academic All-District Team (2023)
- Served a two-year mission for The Church of Jesus Christ of Latter-day Saints in Vancouver, Canada
- Big 12 Co-Special Teams Player of the Year (2024); Big 12 Kicker of the Year (College FB Net, 2024)
- All-Big 12 First Team (Big 12 Coaches, AP, College Football Network, Phil Steele; 2024)
- BYU single-season field goals record holder (24, 2024), record holder for consecutive FG in a season (16, 2024), and set new record last game for consecutive FG made overall (18, ongoing over 2024-25)
- Lou Groza Award Semifinalist (2024)
- Preseason All-Big 12 Team (2025), Lou Groza Award Watch List (2025)
- 2025 Team Co-Captain



STATS	GP	FGM	FGA	PCT	LONG	PAT ATT	PAT M	PCT
2025	2	6	6	100.0%	56	10	10	100.0%
CAREER	37	41	47	87.2%	56	83	84	98.8%

DEFENSIVE RECORDS SINCE 2000

(Only defensive statistics since 2000 are officially recognized by the NCAA)

Individual Career Sacks

1. **30 Jan Jorgensen (2006-09)**
2. 27 Bronson Kaufusi (2012-15)
3. 26 Kyle Van Noy (2010-13)
4. 19 Brady Poppinga (2001-04)
5. 17 Corbin Kaufusi (2016-2018)

Individual Career Forced Fumbles

1. **11 Kyle Van Noy (2010-13)**
2. 6 Andrew Rich (2008-10)
- 6 Aaron Francisco (2001-04)
3. 5 Bronson Kaufusi (2012-2015)
4. 4 Four players tied with 4

Individual Career Fumble Recoveries

1. **7 Dayan Ghanwoloku (2016-19)**
2. 6 Jan Jorensen (2006-09)
- 6 Shawn Doman (2006-09)
4. 5 Spencer Hadley (2008, 11-13)
- 5 Fred Warner (2014-2017)

Individual Career Interceptions

1. **13 Kai Nacua (2013-16)** **older brother of Puka, Tei*
2. 11 Jakob Robinson (2021-2024)
3. 10 Andrew Rich (2008-10)
4. 9 Jernaro Gilford (1999, 2001-03)

Individual Career Pass Breakups

1. **23 Robertson Daniel (2013-14)**
- 23 Daniel Sorensen (2008, 11-13)**
- 21 Jakob Robinson (2021-2024)
- 21 Brian Logan (2009-10)
4. 20 Preston Hadley (2011-12)
5. 19 Kaleb Hayes (2021-22)

Individual Career Total Tackles

1. **330 Aaron Francisco (2001-04)**
- 311 Max Tooley (2018-23)
- 294 Cameron Jensen (2004-06)
- 275 David Nixon (2003, 06-08)
- 267 Paul Walkenhorst (2000-05)
- 264 Fred Warner (2014-2017)

BYU SPECIAL TEAMS BY THE NUMBERS

22 Kicker Will Ferrin has made all six FG attempts in 2025 to extend his school record of consecutive FGs made to 22 (over the past two seasons).

56 Kicker Will Ferrin made a career-long 56-yard field goal vs. Portland State to tie the BYU school record set by Owen Pochman vs. New Mexico in 2000. Last year Ferrin made a 54-yard field goal at Baylor and had three more of 50+ in 2024.

44.8 2024 Ray Guy Award Watchlist punter Sam Vander Haar (Melbourne, Australia) is averaging 44.8 yards on four punts while placing 3 inside the 20. Last year he flipped the field with a career-long 70-yarder to the Baylor 3-yard line in BYU's win over the Bears. He also ran 22 yards on a fake punt to convert 4th-&-10.

44 Two BYU players had returns of 44 yards vs. Stanford (Tiger Bachmeier, punt ret. & Cody Hagen kick ret). All-American punt returner Parker Kingston has a long of 31 yards this year vs. Portland St. Last year he returned a punt for a 90-yard TD vs. K-State, BYU's first punt return TD since JD Falslev's 71-yd score vs. Middle Tennessee in 2013. He added a 64-yard punt return for a TD in last year's Alamo Bowl to become the first BYU player with two punts return TDs in a season since James Dye in 1996; just the sixth player in program history with multiple touchdowns on punt returns in a season.

NOTEABLE DEFENSIVE PLAYERS | SEASON/CAREER HIGH (@BYU)

#0 EVAN JOHNSON CB		#17 JACK KELLY LB (AT BYU)		#55 JOHN TAUMOEPAEU DT	
Tackles	2, PSU/3, at SMU, v.SIU ('24)	Tackles	5, Stanford/7, Houston, at Utah ('24)	Tackles	3, PSU/same (last vs. Kansas State ('24)
Solo	2, PSU/same (6 times)	Solo	4, Stanford/ same, Houston, Kansas ('24)	Solo	1, PSU/2, at Baylor ('24)
Assisted	- /1 (6 times)	Assisted	1, Stanford/4, at Utah	Assisted	2, PSU/same (4 times)
INT	- /1, (twice)	TFL	2.5, Stanford /same, Houston ('24)	TFL	0.5, PSU/1, at Baylor ('24)
PBU	- /1, vs. Arizona ('24), USU ('22)	Sack	1, Stanford /same, also OKST, K-St., at WYO, at SMU ('24)	Sack	- /1, at Baylor ('24)
QBH	- /1, at UCF ('24)	Block kick	1, Stanford, PSU/3, at SMU ('24)	FR	1, PSU/same
#1 THERRIAN ALEXANDER III CB		#22 TOMMY PRASSAS, S		#57 KEANU TANUVASA, DT (AT BYU)	
Tackles	2, Stanford	Tackles	3, Stanford /7, Houston, at Utah ('24)	Tackles	4, Stanford
Solo	1, Stanford	Solo	2, Stanford / 4, Houston, Kansas ('24)	Solo	2, Stanford
Assisted	1, Stanford	Assisted	1, Stanford /4, at Utah ('24)	Assisted	2, Stanford
QBH	2, Stanford	TFL	- /2.5, Houston ('24)	TFL	1, Stanford
#3 RAIDER DAMUNI S		Sack	- /1, OKST, K-St., at WYO, at SMU ('24)	Sack	1, Stanford
Tackles	2, Stan, PSU / 5, Cincy ('23)	QBH	1, Stanford /3, at SMU ('24)	QBH	1, PSU
Solo	- /4, at WYO ('24)	FF	- /1, Houston, K-St. ('24)	#94 ANISI PURCELL, DT (AT BYU)	
Assisted	2, Stan, PSU/4 at Utah ('24), WVa, ('23)	PBU	- /1, at Baylor ('24)	Tackles	3, PSU/same
Forced Fumble	-/1, OkSt, ('23)	INT	- /1, Houston ('24)	Solo	1, PSU/same
INT	1, Stanford/same	#25 TALAN ALFREY S		Assisted	2, PSU/same
PBU	- , / 1, WVa, ('23)	Tackles	3, PSU/10, (twice)	TFL	1, PSU/same
Sack	- /1, Colorado ('24)	Solo	3, PSU/7, Oklahoma ('23)	Assisted	2, PSU/same
TFL	- /1, Colorado ('24)	Assisted	- /5, USU ('22)	TFL	1, PSU/same
QBH	1, PSU / same	TFL	1, PSU/same	Sack	1, PSU/same
#4 MORY BAMBA CB		Fumble recovery	- /1, USU ('22)	SPECIALISTS	
Tackles	2, Stanford	INT	- /1, at Liberty ('22)	#5 CODY HAGEN KR (AT BYU)	
Solo	-	PBU	- /1, twice ('22)	Kick Returns	1, Stanford/same
Assisted	2, Stanford	KO Return TD	- /1, Houston ('24)	Kick Ret. Yrds	44, Stanford/same
#7 LOGAN LUTUI DE		#28 TANNER WALL, S		Long Kick Ret	44, Stanford/same
Tackles	6, Stanford/same	Tackles	4, Stanford /6, at Ark, Kan ('23)	Kick Return for TD	-
Solo	2, Stan, PSU/1, same (last v. Okla ('23)	Solo	3, Stanford /5, at ASU ('24)	#11 PARKER KINGSTON KR	
Assisted	4, Stanford/same	Assisted	1, Stanford /5, at ARK, ('23)	Kick Returns	-/3, SUU ('23)
TFL	1.5, Sanford/same	INT	- /1, at ASU, OKST, Arizona ('24)	Kick Ret.Yards	-/87, SUU ('23)
Sack	- /1, Colorado ('24)	#33, CHOE BRYANT-STROTHER LB (AT BYU)		Long Kick Ret	-/41, SUU ('23)
PBU	- /2, at Baylor ('24)	Tackles	2, PSU/3, at Wyoming ('24)	Punt Returns	4, PSU/same
QBH	- /2, Arizona ('24)	Solo	2, PSU/same (at UCF, '24)	Punt Ret. Yrds	54, PSU/90, K-St. ('24)
FR	- /1, Houston ('24)	Assisted	- /3, at Wyoming('24)	Long Punt Ret	31, PSU/90, K-St. ('24)
#11 FALETAU SATUALA		Sack	1, PSU / same	Punt Return for TD	- / 1, twice/K-St, Colorado ('24)
Tackles	5, Stanford/same	#45 VILIAMI PO'UHA DE		#19 TIGER BACHMEIER PR (AT BYU)	
Solo	2, Stanford/same (3 times)	Tackles	1, Stanford, PSU	Punt Returns	1, Stanford, PSU/same
Assisted	3, Stanford/same	Solo	-	Punt Ret. Yrds	44, Stanford/same
TFL	1.5, Stanford/same	Assisted	1, Stanford, PSU	Long Punt Ret	44, Stanford/same
*shared TFL w/Jack Kelly vs. Stanford resulted in a safety		TFL	0.5, Stanford	Punt Return for TD	-
INT	1, Stanford/same, also at UCF ('24)	FR	1, Stanford	#44 WILL FERRIN K	
FF	1, PSU/same	#54 SIALE ESERA LB		FGM	4, Stanford/same
#16 ISIAH GLASKER LB		Tackles	2, Stanford, PSU/8 at Texas ('23)	FGA	4, Stanford/same
Tackles	4, Stanford/12, at ASU ('24)	Solo	1, Stanford /2, three times ('23)	Long FG	56, PSU/same
Solo	3, Stanford/ 7, at ASU ('24)	Assisted	2, PSU/8 at Texas ('23)	PATM	9, PSU/same
Assisted	1, Stan, PSU/5, at ASU, at Utah ('24)	TFL	- /1, twice, last Colorado ('24)	PATA	9, PSU/same
TFL	1, Stanford/2, at ASU, Arizona ('24)	QBH	1, Stanford /same, Arizona ('24)		
Sack	1, Stanford /same, also Houston, Arizona, at WYO ('24)				
PBU	- /1, Kan, at UCF, at SMU ('24)				
INT	- /1, (three times, last 24 Alamo Bowl vs. Colorado)				
FF	1, Stanford/same				
QBH	2, Stanford/same				



KALANI SITAKE - HEAD COACH

YEARS AT BYU: 10th year at BYU (74-43) YEARS OVERALL: 10th year as head coach, 25 years in coaching



Kalani Sitake (kah-lah-nee see-tah-kay) is entering his 10th season overseeing the BYU football program in 2025.

In his 25th overall season as a coach, Sitake leads the program he once played for under legendary Hall of Fame coach LaVell Edwards. A former Cougar running back (1994, 1997-2000), Sitake is the 14th head coach in BYU history and just the fourth since 1972, when Edwards took over the program. Sitake is the first former player under Edwards to be named head coach at BYU.

Sitake and his program moved from the ranks of FBS independents to join the Big 12 Conference in 2023 to take another step forward in the Big 12 Conference. A former Cougar running back (1994, 1997-2000), Sitake has guided BYU to a 72-43 (.626) overall record during his first nine seasons, including an 11-2 record in 2024 while finishing Big 12 play at 7-2 in a four-way tie for first place atop the conference standings. Sitake has guided BYU to double-digit victory seasons in three of the past five years while achieving a 45-18 (.714) record to boast the No. 8 winning percentage among all FBS coaches in that span.

This past season the American Football Coaches Association named Sitake its 2024 Region 4 Coach of the Year and a finalist for AFCA National Coach of the Year. He was also a semifinalist for the prestigious George Munger Award from the Maxwell Football Club given to the nation's top coach. He was named to the Paul "Bear" Bryant Coach of the Year Award Watchlist and the Dodd Trophy Midseason Watch List.

The Cougars finished the year ranked No. 13 in the nation after earned a 36-14 victory over No. 23 Colorado in the Valero Alamo Bowl in front of the most-watched game in the modern era of BYU football with 8 million viewers on ABC—the most-watched bowl game outside of the College Football Playoff in the 2024 season. A capacity crowd of 64,261 also watched the game in person—the second-highest for a Valero Alamo Bowl that did not include a Texas team (other was Oklahoma State and Ohio State in 2004) and the highest attended bowl game outside of the CFP in 2024.

With the invitation to the 2024 Alamo Bowl, Sitake has been part of 15 bowl games during his coaching career. He has been on the winning side 12 times those 15 bowl games, including a 5-2 mark as a head coach at BYU.

Before joining the Big 12 during his tenure in independence, Sitake helped the Cougars achieve notable wins over Arkansas, Baylor, Wisconsin, Michigan State, Mississippi State, Tennessee, USC, Utah, Arizona, Arizona State, Washington State and Boise State, among others. He has also championed BYU's Built4Life career development and NIL program. Built4Life is designed to support BYU student-athletes in developing critical life skills, facilitating professional development opportunities and connecting classroom learning directly to relevant employment opportunities.

Named BYU's head coach on December 19, 2015, Sitake returned to his alma mater from Oregon State, where he served as assistant head coach and defensive coordinator in 2015 under head coach Gary Andersen. Sitake took the helm at BYU after 15 years in the college coaching profession, which included seven seasons serving as a defensive coordinator and four years as an assistant head coach.

Prior to Oregon State, Sitake spent 10 seasons at the University of Utah under head coach Kyle Whittingham, also a former Cougar. Sitake started at Utah in 2005 as the linebackers coach and was promoted to defensive coordinator in 2009 before also being named assistant head coach in 2012. While at Utah, Sitake coached several Pac-12 and Mountain West Conference honorees, including Morris Trophy winners Star Lotulelei (2011) and Nate Orchard (2014).

During his career, Sitake has helped mentor 33 NFL Draft picks, including 13 Cougars since taking over the program. Last year's draft saw left tackle Kingsley Suamataia selected by the Kansas City Chiefs. In 2023, three Cougars drafted included Blake Freeland (4th round), Jaren Hall (5th round) and Puka Nacua (5th round). Nacua earned All-Pro status while finishing as the Offensive Rookie of the Year runner-up after a record-breaking first season in the league. In 2022, RB Tyler Allgeier went to the Atlanta Falcons, where he set a Falcon's rushing record for a rookie with a 1,000-yard season. Allgeier followed the footsteps of other recent Cougar draft picks under Sitake, such as No. 2 overall pick Zach Wilson and offensive tackle Brady Christensen among five players drafted in the 2021, linebackers Sione Takitaki and Fred Warner in 2019 and 2018 and running back Jamaal Williams in 2017. Among their many accomplishments, Williams, BYU's all-time rushing leader, also rushed for more than 1,000 yards in 2022 while leading the NFL in rushing touchdowns, while Warner again earned All-Pro honors being widely regarded as one of the top linebackers in the NFL.

Sitake began his coaching career in 2001 as the defensive backs and special teams coach at Eastern Arizona before becoming a defensive graduate assistant at BYU in 2002 under Gary Crowton. Sitake then joined the staff at Southern Utah where he coached running backs, tight ends and offensive line during the 2003 and 2004 seasons.

He began his BYU playing career in 1994 prior to serving a two-year mission for The Church of Jesus Christ of Latter-day Saints to Oakland, California. After returning and redshirting in 1997, Sitake was a three-year starter at fullback for the Cougars from 1998-2000 under Edwards. A team captain as a senior, Sitake's last game as a player was also the last game coached by the legendary Edwards, who was a great mentor for Sitake.

Born in Nuku'alofa, Tonga, and raised in Laie, Hawai'i and Provo, Utah, Sitake is the nation's first FBS head football coach of Tongan descent. He graduated from BYU in 2000 with a bachelor's degree in English. He and his wife Timberly have four children.

kah-lah-nee
see-tah-kay



NOTABLES

- 33 NFL Draft picks
- 14 bowl games
- 7 Freshman All-Americans

NFL DRAFT PICKS

- Zach Wilson (1st Rd (2nd overall, New York)
- Star Lotulelei (1st Rd, Carolina)
- Kingsley Suamataia (2nd Rd, Kansas City)
- Koa Misi (2nd Rd, Miami)
- Eric Rowe (2nd Rd, Philadelphia)
- Nate Orchard (2nd Rd, Cleveland)
- Paul Kruger (2nd Rd, Baltimore)
- Sean Smith (2nd Rd, Miami)
- Eric Weddle (2nd Rd, San Diego)
- Brady Christensen (3rd Rd, Carolina)
- Fred Warner (3rd Rd, San Francisco)
- Jeremiah Poutasi (3rd Rd, Tennessee)
- Sione Takitaki (3rd Rd, Cleveland)
- Jamaal Williams (4th Rd, Green Bay)
- Keith McGill (4th Rd, Oakland)
- Paul Soliai (4th Rd, Miami)
- Blake Freeland (4th Rd, Indianapolis)
- Jaren Hall (5th Rd, Minnesota)
- Puka Nacua (5th Rd, LA Rams)
- Tyler Allgeier (5th Rd, Atlanta)
- Treston Decoud (5th Rd, Houston)
- Robert Johnson (5th Rd, Tennessee)
- Stevenson Sylvester (5th Rd, Pittsburgh)
- Brandon Burton (5th Rd, Minnesota)
- Spencer Toone (5th Rd, Tennessee)
- Brice McCain (6th Rd, Houston)
- Kaelin Clay (6th Rd, Tampa Bay)
- Khyiris Tonga (7th Rd, Chicago)
- Chris Wilcox (7th Rd, Tampa Bay)
- Dax Milne (7th Rd, Washington)
- R.J... Stanford (7th Rd, Carolina)
- Joe Kruger (7th Rd, Philadelphia)
- Trevor Reilly (7th Rd, New York Jets)

PLAYING CAREER

- 1994, 1997-2000 BYU fullback
- Team captain 2000
- Signed with Cincinnati Bengals in 2001

EDUCATION/FAMILY

- Bachelor of Arts - English (2000)
- Married to Timberly Fiddle
- 4 children: Skye, Sadie, Kelaokalani, Sylvia
- Birthplace: Nuku'alofa, Tonga

SITAKE COACHING EXPERIENCE

2016-	BYU	Head Coach
2015	Oregon State	Assistant HC/DC
2012-14	Utah	Assistant HC/DC/LB
2009-12	Utah	Def. Coordinator/LB
2005-08	Utah	Linebackers
2004	Southern Utah	Offensive Line/TE
2003	Southern Utah	Running Backs/TE
2002	BYU	GA-Defense
2001	Eastern Arizona	DB/Sp. Teams



COACHES AND SUPPORT STAFF

Athletic Director Brian Santiago
 Head Coach Kalani Sitake
 Associate HC/DC/Safeties Jay Hill **(Box)**
 OC/Quarterbacks Aaron Roderick **(Box)**
 Passing Game Coordinator/WR Fesi Sitake
 Special Teams Coordinator/DE Kelly Poppinga
 Offensive Line/Run Game Coord. TJ Woods
 Defense Pass Game Coord. Cornerbacks Jernaro Gilford
 Linebackers Justin Ena **(Box)**
 Tight Ends Kevin Gilbride
 Defensive Tackles Sione Po'uha
 Running Backs Harvey Unga
 Senior Analyst Gary Andersen
 Senior Analyst Chad Kauha'aha'a
 Assistant TE Coach Tyson McDaniel
 Assistant QB Coach Matt Mitchell
 Assistant Safeties Coach Gavin Fowler
 Offensive Analyst Al Pupunu
 Offensive Analyst Raelon Singleton
 Defensive Analyst Randy Coy, Jr.
 Defensive Analyst Tyos Moe
 Special Teams Analyst Dylan Almond
 Offensive Grad Assistant Brandon Kipper
 Offensive Grad Assistant Karter Shaw
 Defensive Grad Assistant Wesley Johnson
 Defensive Grad Assistant Hayden Livingston
 Assistant AD for Health & Performance Coleby Clawson
 Director of High Performance Skyler Mayne
 Director of Strength & Conditioning Ryan Phillis
 Associate Director of S & C Nate Potoschnik
 Strength & Conditioning Coach Christian Tupou
 Strength & Conditioning Coach Zach Shaw
 Strength & Conditioning Coach Tim Ismail
 Director of Rehabilitation Terrance Motley
 Director of Nutrition Dan Wilcox
 Director of Football Athletic Training Brett Mortensen
 Director of Mental Health Braden Brown
 Chief of Staff Jon Swift
 General Manager Dave George
 Director of Player Personnel Justin Anderson
 Director of Player Development Mike Hall
 Director of Recruiting Brandon Bradley
 Director of On-Campus Recruiting Annie Barham
 Director of Alumni Relations Jack Damuni
 Director of Scouting Vince Feula
 Director of Football Equipment Ops Josh Weier
 Director of Compliance for Football Kurt Hunsaker
 Director of FB Video & Technology Brayden Woodall
 Assistant Director of FB Video Wyatt Parkinson
 Associate AD for FB Academics/Built For Life Jasen Ah You
 Operations Assistant Clay Aucoin
 Executive Assistant to HC Christiana Roberts



KALANI SITAKE
Head Coach
BYU, 2000



JAY HILL (BOX)
Associate HC/DC/S
Utah, 2000



AARON RODERICK (BOX)
OC/QB
BYU, 1998



FESI SITAKE
PGC/WR
Southern Utah, 2011



KELLY POPPINGA
Special Teams/DE
BYU, 2007



TJ WOODS
OL/RGC
Azusa Pacific, 2002



JERNARO GILFORD
DEF. PGC/CB
BYU, 2004



KEVIN GILBRIDE
TE
Hawaii, 2003



JUSTIN ENA (BOX)
LB
BYU, 2001



SIONE PO'UHA
DT
Utah, 2016



HARVEY UNGA
RB
BYU, 2012

TEAM OFFENSE

SCORED 70 POINTS OR MORE:

BYU: 2015, vs. Wagner (W, 70-6)
Opp: 2001, vs. Hawai'i (L, 72-45)

SCORED 60-69 POINTS:

BYU: 2025 vs. Portland State (W, 69-0)
2021, vs. Virginia (W, 66-49)
Opp: 2001, Hawai'i (L, 72-45)

SCORED 50-59 POINTS:

BYU: 2022, vs. Utah Tech (W, 52-26)
Opp: 2022, Arkansas (L, 52-35)

SCORED 30+ POINTS IN UNDER 8 MINUTES:

BYU: 2024, 31 pts in 6:25, vs. K-State (W, 38-9)

SCORED DOUBLE-DIGITS EVERY QUARTER:

BYU: 2020, 14, 28, 14, 10 vs. North Alabama (W, 66-14)
Opp: 2007, 14, 17, 14, 10 at Tulsa (L, 47-55)

TOUCHDOWNS ON THE FIRST TWO DRIVES:

BYU: 2024, at Baylor (W, 34-28)
Opp: 2023, at West Virginia (L, 37-7)

TOUCHDOWNS ON FIRST MULTIPLE DRIVES:

BYU: 2020, vs. North Alabama (W, 66-14)—on first 6 drives
BYU: 2021, vs. Idaho State (W, 59-14)—on first 5 drives
BYU: 2024, at Baylor (W, 34-28)—on first 4 drives
BYU: 2022, at. USF (W 50-21)—on first 3 drives

TOUCHDOWNS EACH DRIVE OF 1ST HALF:

BYU: 2020, vs. North Alabama (W 66-14)

TOUCHDOWN DRIVE OF 95+ YARDS:

BYU: 2024, 96 yards, at ASU (L, 28-23)
BYU: 2024, 95 yards, at Utah (W, 22-21)
BYU: 2024, 99 yards, vs. Arizona (W, 41-19)

DID NOT SCORE A TOUCHDOWN:

BYU: 2023, at No. 7 Texas (L, 35-6)
Opp: 2025, Portland State (W 69-0), Stanford (W, 27-3)
2024, No. 13 K-State (W, 38-9) & at SMU (W, 18-15)

TOTAL OFFENSE 700 YARDS OR MORE:

BYU: 2021, 734, Virginia (W, 66-49)

TOTAL OFFENSE 600 YARDS OR MORE:

BYU: 2025, 606, Portland State (W 69-0)
Opp: 2022, 644, Arkansas (L, 52-35)

TOTAL OFFENSE 500-599 YARDS:

BYU: 2024, 527, vs. SIU (W, 41-13)
Opp: 2023, 503, Oklahoma State (L 40-34)

TOTAL OFFENSE 200 YARDS OR LESS:

BYU: 2018, 194, at Washington (L, 35-7)
Opp: 2025, 161, Stanford (W, 27-3)
Opp: 2025, 51, Portland St (W, 69-0)
Opp: 2020, 185 vs. Sam Houston

PASSING 500 YARDS OR MORE:

BYU: 2007, 537 at Tulsa (L, 47-55)
Opp: 2016, 505 vs. Toledo (W, 55-53)

PASSING 400-499 YARDS:

BYU: 2022, 456, vs. Utah Tech (W, 52-26)
Opp: 2023, 447, at TCU (L, 44-11)

PASSING 300-399 YARDS:

BYU: 2024, 346, at Arizona State (L, 28-23)
Opp: 2024, 324, at Baylor (W, 34-28)

PASSING 51-100 YARDS:

BYU: 2016, 96 vs. Wyoming (W, 24-21)
Opp: 2025, 56, Portland St (W, 69-0)
Opp: 2019, 72 at USF (L, 27-23)

PASSING 50 YARDS OR LESS:

BYU: 2022, 47, vs. SMU (W 24-23)
Opp: 2020, 30 at Navy (W, 55-3)

PASSING 10 COMPLETIONS OR LESS:

BYU: 2022, 7, vs. SMU (W 24-23)
Opp: 2025, 10, Portland State (W, 69-0)
Opp: 2020, 4 at Navy (W, 55-3)

PASSING 6 TOUCHDOWNS OR MORE:

BYU: 2012, 6 at New Mexico State (W, 50-14)

PASSING 5 TOUCHDOWNS:

BYU: 2022, 5, vs. Utah Tech (W, 52-26)
Opp: 2022, 5 Arkansas (L, 52-35)

PASSING 4 TOUCHDOWNS:

BYU: 2023, 4 vs. SUU (W, 41-16)
BYU: 2023, 4 at TCU (L, 44-11)

RUSHING 300 YARDS OR MORE:

BYU: 2025, 468, Portland State (W, 69-0)
BYU: 2022, 314, at USF (W, 50-21)
Opp: 2023, 336, at West Virginia (L, 37-7)

RUSHING 250-299 YARDS:

BYU: 2024, 252 at UCF (W, 37-24)
BYU: 2024, 255 vs. OKST (W, 38-35)
Opp: 2024, 269 vs. OKST (W, 38-35)

RUSHING 200-249 YARDS:

BYU: 2023, 217, vs. No. 14 Oklahoma (L, 31-24)
Opp: 2024, 228, vs. K-State (W, 38-9)

RUSHING 51-100 YARDS:

BYU: 2024, 92 vs. K-State (W, 38-9)
Opp: 2024, 94 vs. Houston (W, 30-18)
Opp: 2024, 73 vs. Kansas (L, 17-13)
Opp: 2024, 63 at Baylor (W, 34-28)

RUSHING 50 YARDS OR LESS:

BYU: 2023, 9, at Kansas (L, 38-27)
Opp: 2025, -5, Portland State (W, 69-0)
Opp: 2023, 38, vs. Sam Houston (W 14-0)

RUSHING ZERO YARDS OR LESS:

Opp: 2025, -5, Portland State (W, 69-0)
BYU: 2017, minus-5 vs. LSU (L, 27-0)
Opp: 2012, minus-5 vs. WSU (W, 30-6)

RUSHING 60 ATTEMPTS OR MORE:

BYU: 2014, 62 vs Houston (W, 33-25)
Opp: 2010, 65 at Air Force (L, 14-35)

RUSHING 50-59 ATTEMPTS:

BYU: 2024, 52 at UCF (W, 37-24)
Opp: 2022, 50, vs. SMU (W 24-23)

RUSHING 4 TOUCHDOWNS OR MORE:

BYU: 2025: 5 vs. Portland State (W 69-0)
BYU: 2021, 6 vs. Virginia (W, 66-49)
BYU: 2020, 4 vs. LA Tech (W, 45-14)
Opp: 2023, 4 at Oklahoma State (L 40-34)

RUSHING 2 TOUCHDOWNS BY WR:

BYU: 2025: 2 vs. Stanford (W 27-3)
57 yards by Cody Hagen, 41 yards by Dominique McKenzie

FIRST DOWNS 30 OR MORE:

BYU: 2022, 30, vs. Utah Tech (W, 52-26)
BYU: 2021, 36 vs. Virginia (W, 66-49)
Opp: 2023, 30 at West Virginia (L, 37-7)

FIRST DOWNS 10 OR LESS:

BYU: 2018, 7 at Washington (L, 35-7)
Opp: 2025, 3, Portland State (W 69-0)
2024, 9, vs. Colorado (W 36-14)

THIRD-DOWN CONVERSION 70-74%:

BYU: 2024, 70% (7/10) at ASU (L, 28-23)
BYU: 2011, 71% (10/14) vs. New Mexico St (W, 42-7)
Opp: 2005, 78% (7/9) at Wyoming (W, 35-21)

THIRD-DOWN CONVERSION 75-79%:

BYU: 2011, 79% (11/14) at Oregon State (W, 38-28)
Opp: 2018, 75% (9/12) at Washington (L, 35-7)

THIRD-DOWN CONVERSION 80% OR MORE:

BYU: 2015, 89% vs. Wagner (W, 70-6)
Opp: 2022, 80% (12-15) Arkansas (L, 52-35)

THIRD-DOWN CONVERSION 90% OR MORE:

BYU: 2010, 92% (12/13) vs. Colorado State (W, 49-10)

INDIVIDUAL OFFENSE

ALL-PURPOSE 200-299 YARDS:

BYU: 2021, T. Allgeier, 204, vs. UAB (Bowl) (L, 23-17)
Opp: 2022, D. Hunter, 244, Liberty (L, 41-14)

ALL-PURPOSE 300 YARDS OR MORE:

BYU: 2007, A. Collie, 366 at Tulsa (L, 47-55)

ALL-PURPOSE 3 PLAYERS 100 YARDS OR MORE:

BYU: 2024, K. Marion, 121, C. Roberts, 108, D. Lassiter, 103
BYU: 2022, C. Brooks, 147, K. Hill, 137, H. Nyberg, 113, Utah Tech (W, 52-26)
BYU: 2021, T. Allgeier, 291, P. Nacua, 135, S. Nacua, 114 vs. Virginia (W, 66-49)
Opp: 2023, O. Gordon, 176, B. Presley, 136, L. Johnson, 132 at Ok. St. (L 40-34)

ALL-PURPOSE 2 PLAYERS 100 YARDS OR MORE:

BYU: 2024, at Utah, K. Marion, 162, C. Roberts, 100 (W, 22-21)
BYU: 2024, OKST, D. Lassiter, 129, L.J. Martin, 120 (W, 38-35)
BYU: 2024, at Wyoming, C. Roberts, 129, K. Marion, 127 (W, 34-14)
BYU: 2024, VS. Colorado, P. Kingston, 129, L. Martin, 121 (W 36-14)
Opp: 2024, at UCF, R.J. Harvey, 137, J. Jones, 116 (W, 37-24)

TOUCHDOWNS SCORED 4 OR MORE IN QUARTER:

BYU: 1952, D. Felt (4 rushing) at San Jose State (L, 44-27) NCAA Record

TOUCHDOWNS SCORED 3 IN QUARTER:

BYU: 2022, K. Hill (3 receiving, 2Q) vs. Utah Tech (W, 52-26)

TOUCHDOWNS SCORED 4 OR MORE IN A HALF:

BYU: 2010, L. Ashworth (4 receiving) at CSU (W, 49-10)*

TOUCHDOWNS SCORED 3 IN A HALF:

BYU: 2022, K. Hill (3 receiving, 1st Half) vs. Utah Tech (W, 52-26)
Opp: 2023, O. Gordon (3 rushing, 2nd half) at Oklahoma St. (L 40-34)

INDIVIDUAL PASSING

PASSING 600 YARDS OR MORE:

BYU: 1993, J. Walsh, 619 at Utah State (L, 56-58)
Opp: Never

PASSING 500-599 YARDS:

BYU: 2007, M. Hall, 537 at Tulsa (L, 55-47)
Opp: 2016, L. Woodside, 505 vs. Toledo (W, 55-53)

PASSING 400-499 YARDS:

BYU: 2022, J. Hall, 456, vs. Utah Tech (W, 52-26)
Opp: 2019, C. McDonald, 493 vs. Hawai'i (L, 38-34)

PASSING NO TOUCHDOWNS:

BYU: 2024, B. Bachmeier, Stanford (W 27-3)
Opp: 2024, Z. Chriss, Houston (W, 30-18)

PASSING 25-29 COMPLETIONS:

BYU: 2022, J. Hall, 29, at Boise State (W, 31-28)
Opp: 2024, N. Fafita, 26, vs. Arizona (W, 41-19)

PASSING 30-39 COMPLETIONS:

BYU: 2023, K. Slovis, 30, at Kansas (L, 38-27)
Opp: 2023, A. Bowman, 31 at Oklahoma State (L 40-34)

PASSING 40-49 COMPLETIONS:

BYU: 2005, J. Beck, 41 vs. Boston College (L, 3-20)

PASSING 50-59 ATTEMPTS:

BYU: 2023, K. Slovis, 51 at Kansas (L, 38-27)
BYU: 2015, T. Mangum, 53 vs. UConn (W, 30-13)
Opp: 2024, N. Fafita, 52, vs. Arizona (W, 41-19)

PASSING 60 ATTEMPTS OR MORE:

BYU: 2014, C. Stewart, 63 vs. NEV (L, 42-35)

PASSING 7 TOUCHDOWNS OR MORE:

BYU: 2008, M. Hall, 7 vs. UCLA (W, 59-0)

PASSING 6 TOUCHDOWNS:

BYU: 2012, J. Lark, 6 at New Mexico State (W, 50-14)

PASSING 5 TOUCHDOWNS:

BYU: 2022, J. Hall, vs. Utah Tech (W, 52-26)
BYU: 2014, C. Stewart, at California (W, 42-35)
Opp: 2022, K.J. Jefferson, Arkansas (L, 52-35)

PASSING 4 TOUCHDOWNS:

BYU: 2023, K. Slovis vs. SUU (W, 41-16)
BYU: 2022, J. Hall vs. Wyoming (W, 38-24)
Opp: 2023, J. Hoover at TCU (L, 44-11)

PASSING 3 TOUCHDOWNS:

BYU: 2024, J. Retzlaff at Baylor (W, 34-28)
Opp: 2024, S. Robertson at Baylor (W, 34-28)

NON-QB PASSING TOUCHDOWN:

BYU: 2024, P. Kingston, 33 yards to L.J. Martin vs. Arizona (W, 41-19)
BYU: 2023, P. Kingston, 26 yards to I. Rex vs. Iowa State (L, 45-13)
BYU: 2023, P. Kingston, 37 yards to D. Smith at Arkansas (W, 38-31)
BYU: 2022, C. Roberts, 22 yards to J. Hall vs. No. 9 Baylor (W, 26-20)
BYU: 2019, M. Simon, 44-yards to M. Bushman vs. Liberty (W, 31-24)

INDIVIDUAL RECEIVING

RECEIVING 150-199 YARDS:

BYU: 2022, P. Nacua, 157 at Boise State (W, 31-28)
Opp: 2019, J. Ward, 159 vs. Hawai'i (L, 38-34)

RECEIVING 200 YARDS OR MORE:

BYU: 2008, D. Pitta, 213 vs. Northern Iowa (W, 41-17)

RECEIVING 10-14 RECEPTIONS:

BYU: 2022, P. Nacua, 14 (for 157), at Boise State (W, 31-28)
Opp: 2022, J. Hobert, 11 (for 100), Utah Tech (W, 52-26)
Opp: 2022, M. Mayer, 11 (for 118), Notre Dame (L, 28-20)

RECEIVING 15 RECEPTIONS OR MORE:

BYU: 2014, M. Mathews, 16 vs. NEV (L, 42-35)

10 or MORE RECEIVERS WITH AT LEAST 1 CATCH:

BYU: 2024, 10 vs. SIU, (W, 41-13)
BYU: 2022, 10 at Oregon (L, 41-20)
Opp: 2024, 10, vs. Arizona (W, 41-19)

RECEIVING 3 TOUCHDOWNS:

BYU: 2022, K. Hill, vs. Utah Tech (W, 52-26)
BYU: 2020, D. Milne at Houston (W, 43-26)
Opp: 2022, M. Landers, Arkansas (L, 52-35)

RECEIVING 4 TOUCHDOWNS OR MORE:

BYU: 2012, C. Hoffman, 5 at New Mexico State (W, 50-14)

RECEIVING 50-69 YARD TOUCHDOWN:

BYU: 2024, 62, C. Roberts, at UCF (W, 37-24)
BYU: 2024, 57, JJ Phillips, vs. SIU (W, 41-13)
Opp: 2024, X. Guillory, 61 yards from S. Leavitt at ASU (L, 28-23)
Opp: 2023, J. Noel, 66 yards from R. Becht vs. Iowa State (L, 45-13)

RECEIVING 70-79 YARD TOUCHDOWN:

BYU: 2020, D. Milne, 78 at Houston (W, 43-26)
Opp: 2023, X. White, 72, Texas Tech (W, 27-14)

RECEIVING 80-YARD or more TOUCHDOWN:

BYU: 2015, M. Juergens, 84 vs. Boise State (W, 35-24)
Opp: 2022, D. Osborne, 80, Utah Tech (W, 52-26)

RECEIVING THREE 100-YARD RECEIVERS:

BYU: 2007, M. Reed, 132, A. Collie, 121, D. Pitta, 113, vs. Tulsa (L, 55-47)

RECEIVING TWO 100-YARD RECEIVERS:

BYU: 2024, C. Roberts, 108, D. Lassiter, 103
BYU: 2022, P. Nacua, 141, K. Epps, 125, vs. Arkansas (L, 52-35)
BYU: 2021, G. Romney, 119, P. Nacua, 102 vs. USF (W, 24-16)
Opp: 2022, D. Osborne, 138; J. Hobert, 100, Utah Tech (W, 52-26)

INDIVIDUAL RUSHING

RUSHING 20-29 CARRIES:

BYU: 2024, L.J. Martin, 22, vs. Houston (W, 30-18)
Opp: 2024, C. Skattabo, 28, at ASU (L, 28-23)

RUSHING 30-34 CARRIES:

BYU: 2021, T. Allgeier, 32 at Washington St. (W, 21-19)
Opp: 2023, O. Gordon, 34 at Oklahoma State (L 40-34)

RUSHING 35 CARRIES OR MORE:

BYU: 1976, J. Blanc, 36 vs. Wyoming (L, 29-34)
Opp: 2003, J. Jones, 35 at Notre Dame (L, 33-14)

RUSHING 100-149 YARDS:

BYU: 2025, L.J. Martin, 110, Stanford (W 27-3)
BYU: 2025, L.J. Martin, 131, Portland State (W 69-0)
BYU: 2024, L.J. Martin, 101, at UCF (W, 37-24)
BYU: 2024, L.J. Martin, 120, vs. OKST (W, 38-35)
Opp: 2024, C. Skattabo, 147, at ASU (L

RUSHING 3 TOUCHDOWNS:

BYU: 2021, T. Algeier 3 vs. UAB (BowI) (L, 23-17)
Opp: 2014, P. Lynch 3 vs. Memphis (L, 55-48 20T)

RUSHING 2 TD runs by a WR (or non-RB):

BYU: 2024, K. Marion, 10 & 1 yards, at ASU (L, 28-23)

RUSHING 50-69-YARD TOUCHDOWN:

BYU: 2022, C. Brooks, 52 at USF (W, 50-21)
Opp: 2024, O. Gordon 50 vs. OKST (W, 38-35)

RUSHING 70-YARD TOUCHDOWN OR MORE:

BYU: 2022, M. Davis 70, Wyoming (W, 38-24)
BYU: 2022, P. Nacua, 75, at USF (W, 50-21)
Opp: 2022, D. Hunter, 80, at Liberty (L, 41-14)

TEAM DEFENSE**TACKLES 90-99:**

BYU: 2023, 92 vs. Cincinnati (W, 35-27)
Opp: 2016, 93 at Cincinnati (W, 20-3)

TACKLES 100 OR MORE:

BYU: 2017, 107 at Mississippi State (L, 35-10)
Opp: 2013, 117 at Houston (W, 47-46)

TACKLES 3 WITH DOUBLE-DIGITS:

BYU: 2023, M. Tooley 16, AJ Vongphachanh 10, H. Taggart 10 vs. Cincinnati (W, 35-27)
Opp: 2017, A. Ramseur 12, D. Sutton 10, J. Williams 10 at ECU (L, 33-17)

TACKLES 4 WITH DOUBLE-DIGITS:

BYU: 2009, Denney 13, Johnson 11, Doman 11, Jorgensen 10 vs. Air Force (W, 38-21)
Opp: 2013, Oliphant 16, Taylor 15, McDonald 13, Mathews 12, Stewart 10, McMillian 10 at HOU (W, 47-46)

SACKS 5 OR MORE:

BYU: 2020, 5 at Navy (W, 55-3)
Opp: 2021, 5 at Baylor (L, 38-24)

TURNOVERS CAUSED 4-5:

BYU: 2024, 4 vs. Arizona (W, 41-19)
BYU: 2023, 5 vs. Texas Tech (W, 27-14)
BYU: 2019, 4 vs. No. 19 ASU (W, 27-17)
Opp: 2019, 4 at SDSU (L, 13-3)

TURNOVERS CAUSED 6 OR MORE:

BYU: 2016, 6 at Utah (L, 19-20)
Opp: 2017, 7 at Utah State (L, 40-24)

INTERCEPTIONS 4 OR MORE:

BYU: 2006, 4 vs. UNLV (W, 52-7)
Opp: 2017, 4 vs. UMass (L, 16-10)

INTERCEPTIONS by 12 or MORE Different Players:

BYU: 2024, 12 players
BYU: 1987, 13 players (BYU record)

FUMBLES RECOVERED 3-4:

BYU: 2017, 4 vs. San Jose State (W, 41-20)
Opp: 2014, 3 at Boise State (L, 21-16)

FUMBLES RECOVERED 5 OR MORE:

Opp: 2011, 6 vs. Utah (L, 54-10)

FUMBLES FORCED 5 OR MORE:

BYU: 2008, 5 vs. Northern Iowa (W, 41-17)
Opp: 2011, 7 vs. Utah (L, 54-10)

SCORED A DEFENSIVE TOUCHDOWN:

BYU: 2024, INT, 21 yds (I. Glasker) vs. Arizona (W, 41-19)
BYU: 2024, FR, 30 yds (T. Prassas) vs. K-State (W, 38-9)
BYU: 2023, INT (E. Heckard) at Oklahoma State (L, 40-34)
Opp: 2023, INT, (B. Bowlman) vs. No. 14 Oklahoma (L, 31-24)
Opp: 2023, INT, (M. Bradford) at TCU (L, 44-11)

SCORED TWO DEFENSIVE TOUCHDOWNS:

BYU: 2016, 2 INT returns at Boise State (L, 27-27)
Opp: 2023, FR & INT vs. Kansas (L, 38-27)

RETURNED AN INT FOR A TOUCHDOWN:

BYU: 2024, INT (I. Glasker, 21 yards) vs. Arizona (W, 41-19)
BYU: 2023, INT (E. Heckard, 13 yards) at Oklahoma State (L, 40-34)
Opp: 2023, INT, (B. Bowlman, 100 yds) vs. No. 14 Oklahoma (L, 31-24)
Opp: 2023, INT, (M. Bradford, 35 yds) at TCU (L, 44-11)

RETURNED TWO INTS FOR TOUCHDOWNS:

BYU: 2016, Fred Warner & Dayan Lake at Boise State (L, 28-27)
Opp: 2019, F. Bernard & J. Blackmon vs. Utah (L, 30-12)

FUMBLE RECOVERY/RETURN FOR TD:

BYU: 2024, FR, 30 yds (T. Prassas) vs. K-State (W, 38-9)
Opp: 2023, FR vs. Kansas (L, 38-27)

SAFETY WAS SCORED:

BYU: 2024, Stanford (W, 27-3)
Opp: 2022, vs. Notre Dame (L, 28-20)

INDIVIDUAL DEFENSE**TACKLES 15 OR MORE:**

BYU: 2023, AJ Vongphachanh, 15 at Oklahoma State (L, 40-34)
Opp: 2021, N. Jackson, 16 Virginia. (W, 66-49)

TACKLES FOR LOSS 4 OR MORE:

BYU: 2015, B. Kaufusi 4 vs. Fresno State (W, 52-10)
Opp: 2014, T. Plummer 4.5 at UCF (L, 31-24)

SACKS 2:

BYU: 2020, E. Tuioti-Mariner vs. N. Alabama (w, 66-14)
Opp: 2019, A. Grier 2 at USF (L, 27-23)

SACKS 3:

BYU: 2020, T. Batty 3 vs. LA Tech (W, 45-14)
Opp: 2014, M. Brown 3 at Texas (W, 41-7)

SACKS 4 OR MORE:

BYU: 1999, S. Gali 4 vs. New Mexico (W, 31-7)
Opp: 2008, J. Hughes 4 vs. TCU (L, 32-7)

INTERCEPTION RETURNED FOR A TD:

BYU: 2024, I. Glasker vs. Arizona, 21 yds (W, 41-19)
BYU: 2023, E. Heckard at Oklahoma State, 13 yards (L, 40-34)

Opp: 2023, B. Bowlman vs. No. 14 Oklahoma, 100 yards (L, 31-24)
Opp: 2023, M. Bradford at TCU, 35 yards (L, 44-11)

INTERCEPTIONS 2:

BYU: 2023, E. Heckard at Oklahoma State (L, 40-34)
Opp: 2019, K. Bethley vs Hawai'i (L, 38-34)

INTERCEPTIONS 3 OR MORE:

BYU: 2015, K. Nacua vs. Boise State (W, 35-24)
Opp: 2017, J. Davis at Utah State (L, 40-24)

FUMBLE WAS RETURNED FOR A TD:

BYU: 2024, FR, 30 yds (T. Prassas) vs. K-State (W, 38-9)
Opp: 2023, C. Bryant at Kansas 22 yards (L, 38-27)

FUMBLE FORCED 2:

BYU: 2015, B. Kaufusi 2 at Missouri (L, 20-16)
Opp: 2012, K. Smith 2 at San Jose State (L, 20-14)

FUMBLE RECOVERIES 3 OR MORE:

BYU: 2005, J. Luettergerodt at Wyoming (W, 35-21)

SPECIAL TEAMS**SCORED 15 OR MORE POINTS KICKING:**

BYU: 2025, W. Ferrin 15, Portland State (W, 69-0)
BYU: 2013, J. Sorensen 16 vs. Texas (W, 40-21)
Opp: 2014, I. Frye 15 vs. Uva (W, 41-33)

FIELD GOAL 45-49 YARDS:

BYU: 2024, W. Ferrin, 49, at ASU (L, 28-23)
BYU: 2024, W. Ferrin, 49, at Wyoming (W, 34-17)
Opp: 2024, T. Loop, 47, vs. Arizona (W, 41-19)

FIELD GOAL 50 YARDS OR MORE:

BYU: 2025, W. Ferrin, Portland State, 56 yards (W, 69-0)
BYU: 2024, W. Ferrin, at Baylor, 54 yards (W, 34-28)
BYU: 2024, W. Ferrin, vs. Southern Illinois, 50 yards (W, 41-13)
BYU: 2024, W. Ferrin vs. Colorado, 51 yards (W, 36-14)
BYU: 2024, W. Ferrin vs. Colorado, 54 yards (W, 36-14)
Opp: 2024, C. Rogers, 53, 52 at SMU (W, 18-15)

FIELD GOAL 54 YARDS OR MORE:

BYU: 2025, W. Ferrin, Portland State, 56 yards (W, 69-0)
BYU: 2024, W. Ferrin, at Baylor, 54 yards (W, 34-28)
BYU: 2024, W. Ferrin, vs. Colorado, 54 yards (W, 36-14)
BYU: 2020, J. Oldroyd 54 yards vs. Troy (W, 48-7)

FIELD GOAL BLOCK:

BYU: 2025, J. Taumoepeau, Portland State (W, 69-0)
Opp: 2016, D. Grant, USF vs. J. Smith, BYU (W, 35-27)

FIELD GOAL BLOCKED AND RET. FOR TOUCHDOWN:

BYU: 2025, J. Kelly, Portland State (W, 69-0)
BYU: 2001, R. Denney at SDSU (W, 59-21)

FIELD GOALS 4 OR MORE CONVERTED:

BYU: 2025, W. Ferrin, 4, Stanford (W, 27-3)
Opp: 2024, C. Rogers, 5 at SMU (W, 18-15)

FIELD GOAL GAME-WINNING:

BYU: 2024, W. Ferrin, 44, at Utah (W, 22-21)
BYU: 2018, vs. Wisconsin (W, 24-21)
Opp: 2022, vs. ECU (L, 27-24)

CONVERTED FAKE FG:

BYU: 2024, W. Ferrin, 8-yard run on 4&5, at UCF (W, 37-24)

PAT 10 OR MORE CONVERTED:

BYU: 2001, M. Payne 10 vs. Tulane (W, 70-35)
2015, T. Samson 10 vs. Wagner (W, 70-6)

BLOCKED A PAT:

BYU: 2023, S. Moala at Oklahoma State (L, 40-34)
Opp: 2012, B. Yap vs. Hawaii (W, 47-0)

TWO-POINT CONVERSION SUCCESSFUL:

BYU: 2024, J. Retzlaff pass to D. Lassiter, at ASU (L, 28-23)
BYU: 2023, K. Slovis pass to C. Roberts, at TCU (L, 44-11)
Opp: 2023, A. Bowman pass to R. Owens, at Oklahoma St. (L, 40-34)

KICKOFF RETURN TEAM 150 YARDS OR MORE:

BYU: 2011, 167 vs. TCU (L, 38-28)
Opp: 2022, 239, at USF (W, 50-21)

KICKOFF RETURN 100 TOTAL YARDS OR MORE:

BYU: 2024, K. Marion, 131 on 3 returns at Utah (W, 22-21)
BYU: 2024, K. Marion 116 on 2 returns at Wyoming (W, 34-14)
Opp: 2022, B. Battie, 150, at USF (W, 50-21)

KICKOFF RETURN 50-99 YARDS:

BYU: 2024, T. Alfrey, 58, vs. Houston (W, 30-18)
BYU: 2024, K. Marion, 96, at Utah (W, 22-21)
BYU: 2016, A. Hifo 66 vs. Wyoming (W, 24-21)
Opp: 2023, I. Sategna, 88, at Arkansas (W, 38-31)

KICKOFF RETURN 100 YARDS:

BYU: 2024, K. Marion at Wyoming (W, 34-14)
BYU: 1996, J. Dye vs. UTEP (W, 40-18)

KICKOFF RETURN FOR A TOUCHDOWN:

BYU: 2024, T. Alfrey, 58, vs. Houston (W, 30-18)
BYU: 2024, K. Marion, 96, at Utah (W, 22-21)
BYU: 2024, K. Marion, 100, at Wyoming (W, 34-14)
Opp: 2023, I. Sategna, 88, at Arkansas (W, 38-31)

KICKOFF RETURN FOR A TD ON THE ROAD:

BYU: 2024, K. Marion, 96, at Utah (W, 22-21)
BYU: 2024, K. Marion, 100 yards, at Wyoming (W, 34-14)
BYU: 1998, M. Rigell, 96 yards, at Hawaii (W, 31-9)

INDIVIDUAL 2 KO RETURN TD IN SAME SEASON

BYU: 2024, K. Marion, at Utah, at Wyoming (2024)
1989, S. Corley, vs. Air Force (1989)
*Corley KR TDs happened in the same game

INDIVIDUAL 3 KO RETURN TD IN SAME SEASON

BYU 1961, 3 KO return TDs, Paul Allen, 88, 92, 93

TEAM 3 KO RETURN TD IN SAME SEASON

BYU: 2024, T. Alfrey, 58, K. Marion, 100, 96
Prior... BYU 1961, 3 KO return TDs, Paul Allen, 88, 92, 93

PUNT RETURN TEAM 100 YARDS OR MORE:

BYU: 2024, 107 vs. Colorado (W, 36-14)

PUNT RETURN PLAY BY PLAYER OF 40 YARDS +:

BYU: 2025, T. Bachmeier 44, Stanford (W, 27-3)
BYU: 2024, P. Kingston 90 (TD) vs. K-State (W, 38-9)
BYU: 2024, P. Kingston 64 (TD) vs. Colorado (W, 36-14)
Opp: 2023, Xavier Worthey, 74 for TD, at No. 7 Texas (L, 35-6)

PUNT RETURN FOR A TD:

BYU: 2024, P. Kingston 90 (TD) vs. K-State (W, 38-9)
BYU: 2024, P. Kingston 64 (TD) vs. Colorado (W, 36-14)
BYU: 2013, J. Falslev vs. MTSU (W, 37-10)
Opp: 2023, Xavier Worthey, 74 for TD, at No. 7 Texas (L, 35-6)

PUNT WAS BLOCKED:

BYU: 2022, by H. Taggart, vs. SUU (W, 41-10)
Opp: 2015, by T. Hicks vs. ECU (W, 45-38)

PUNT BLOCKED FOR A TOUCHDOWN:

BYU: 2021, by K. Hill, Idaho State (W, 59-14)
Opp: 2015, by T. Hicks (rec. by Y. Bowden for TD) vs. ECU (W, 45-38)

PUNT 60-69 YARDS:

BYU: 2023, R. Rehkow 65, at Oklahoma State (L, 40-34)
Opp: 2023, R. Sanborn 64, at No. 7 Texas (L, 35-6)

PUNT 70-79 YARDS:

BYU: 2024, S. Vander Haar, 70 at Baylor (W, 34-28)
Opp: 2011, T. Campbell 73 at Ole Miss (W, 14-13)

PUNT 80 YARDS OR MORE:

BYU: 2021, R. Rehkow 83 vs. No. 19 ASU (W, 27-17)

PUNT AVERAGE 50 OR MORE (min. 3):

BYU: 2024, S. Vander Haar, 51.0 on 3 punts, at Baylor (W, 34-28)
Opp: 2023, R. Sanborn 54.0 on No. 7 Texas (L, 35-6)

DID NOT PUNT DURING ENTIRE GAME:

BYU: 2015, vs. Wagner (W, 70-6)

CONVERTED FAKE PUNT:

BYU: 2024, S. Vander Haar, 22-yard run on 4&10, at Baylor (W, 34-28)

GENERAL**DEFEATED A RANKED OPPONENT:**

BYU: 2024, No. 17 Colorado (W, 36-14)
BYU: 2024, No. 13 K-State (W, 38-9)
BYU: 2022, No. 21/25 BYU vs. No. 9/8 Baylor (W, 26-20)
Opp: 2024, No. 21 ASU over No. 14 BYU (L, 28-23)
Opp: 2024, Kansas over No. 6 BYU (L, 17-13)

DEFEATED A RANKED OPP (BEING UNRANKED):

BYU: 2024, No. 13 K-State (W, 38-9)
Opp: 2024, Kansas over No. 6 BYU (L, 17-13)

WON SCORING W/10 SECONDS OR LESS:

BYU: 2024, 4 seconds, 44-yd FG W. Ferrin, at Utah (W, 22-21)
BYU: 2024, 10 seconds, 35-yd TD Retzlaff to Lassiter, OKST (W, 38-35)
BYU: 2015, 0 seconds, 42-yd TD Mangum to Mathews, Neb (W, 33-28)

THE LAST TIME OVERTIME WAS PLAYED:

BYU: 2023, at Oklahoma State (L, 40-34, 2 OT)

TEAM WAS AHEAD AT HALF AND LOST:

BYU: 2023, at Oklahoma State (Ahead 24-6 and lost 40-34 in 2 OT)
Opp: 2024, at Utah (ahead 21-10 and lost 22-21)
Opp: 2024, vs. OKST (ahead 21-14 and lost 38-35)
Opp: 2024, at SMU (ahead 9-7 and lost 18-15)

SHUTOUT BY OPPONENT IN FIRST HALF:

BYU: 2023, at West Virginia (L, 37-7)
Opp: 2025, Stanford (W, 27-3)
Opp: 2025, Portland State (W, 69-0)

SHUTOUT BY OPPONENT IN SECOND HALF:

BYU: 2022, at Liberty, (L, 41-14)
Opp: 2025, Portland State (W, 69-0)
Opp: 2023, at Utah (W, 22-21)

SHUTOUT BY OPPONENT:

BYU: 2017, vs. LSU (L, 27-0)
Opp: 2025, Portland State (W, 69-0)

PENALTIES 10 OR MORE:

BYU: 2024, 10 (67 yards) at Utah (W, 22-21)
BYU: 2023, 10 (98 yards) at WU (L, 37-7)
BYU 2022, 11 (132 yds) vs. Utah Tech (W, 52-26)
Opp: 2024, 10 (90 yards) at Utah (W, 22-21)
Opp: 2023, 10 (78 yards) at WU (L, 37-7)

PENALTY YARDS 100 OR MORE:

BYU: 2022, 132 yds, vs. Utah Tech (W, 52-26)
Opp: 2023, 14 for 125 at Arkansas (W, 38-31)

PENALTIES 1 OR LESS:

BYU: 2022, vs. Notre Dame, 1 (5 yards), (L, 28-20)
Opp: 2022, OKST, 1 (5 yards), W, 38-35)
Opp: 2022, vs. Notre Dame, 1 (10 yards), (L, 28-20)

NO TURNOVERS:

BYU: 2025, Stanford (W, 27-3)
Opp: 2022, Baylor vs. No. 21/25 BYU (W, 26-20)

4 OR MORE TURNOVERS:

BYU: 2021, 4, Boise St. (L, 26-17)
Opp: 2023, 5, Texas Tech (L, 27-14)

TIME OF POSSESSION 40 MINUTES OR MORE:

BYU: 2024, 40.28 at UCF (W, 37-24)
BYU: 2020, 40.07 vs. Troy (W, 48-7)
Opp: 2022, 40:55 vs. Notre Dame (L, 28-20)

MULTIPLE PUNT RET FOR TD ALLOWED/SEASON

BYU: 2023, 2 (at Arkansas 88 yards; at No. 7 Texas, 74 yards)



	PSU	BYU
Score	0	69
FIRST DOWNS	3	28
RUSHES-YARDS (NET)	24--5	48-468
PASSING-YARDS (NET)	56	138
Passes Att-Comp-Int	20-10-0	18-12-0
TOTAL OFFENSE PLAYS-YARDS	44-51	66-606
Fumble Returns-Yards	1-0	1-0
Punt Returns-Yards	0-0	7-103
Kickoff Returns-Yards	2-17	0-0
Interception Returns-Yards	0-0	0-0
Punts (Number-Avg)	10-42.5	1-48.0
Fumbles-Lost	2-1	1-1
Penalties-Yards	4-20	5-55
Possession Time	25:38	34:22
Third-Down Conversions	1-13	6-10
Fourth-Down Conversions	0-0	1-1
Red-Zone Scores-Chances	0-0	6-6

Portland St.

Rushing	No.	Gain	Loss	Net	TD	Lg	Avg
J.Badolato-Birdsell	12	34	6	28	0	18	2.3
T.Smith	2	2	0	2	0	2	1
M.Avery	2	0	1	-1	0	0	-0.5

Passing	C-A-I	Yds	TD	Long	Sack
C.Jordan	8-14-0	58	0	20	2
T.Smith	2-6-0	-2	0	0	0

Receiving	No.	Yards	TD	Long	Tgt	YAC
M.Avery	3	11	0	7	4	1
B.Alvarez	2	10	0	6	3	7
K.Ingman	1	20	0	20	2	18
A.Miller	1	9	0	9	3	2

Punting	No.	Yds	Avg	Long	In20	TB
T.Johnson	10	425	42.5	63	3	0

Punt Returns	No.	Yards	TD	Long
--------------	-----	-------	----	------

Kick Returns	No.	Yards	TD	Long
C.Newman	2	17	0	18

Tackles	UA-A	Total	Sacks	TFL
I.Green	5-10	15	0	0
J.Roberts	2-8	10	0	0
J.Helmstetler	2-7	9	0	0

Qtr	Time	Scoring Play	V-H
1st	03:58	BYU - J.Kelly 54 yd TD BLKF (PAT KICK by W.Ferrin GOOD) ,	-7
1st	00:00	BYU - C.Roberts 4 yd TD PASS from B.Bachmeier (PAT KICK by W.Ferrin GOOD) , 4-56 2:23	-14
2nd	09:52	BYU - N.Moeaki 5 yd TD PASS from B.Bachmeier (PAT KICK by W.Ferrin GOOD) , 7-48 2:55	-21
2nd	06:53	BYU - C.Hagen 57 yd TD RUSH (PAT KICK by W.Ferrin GOOD) , 4-84 1:53	-28
2nd	06:15	BYU - B.Bachmeier 4 yd TD RUSH (PAT KICK by W.Ferrin GOOD) , 2-6 0:25	-35
2nd	03:35	BYU - C.Ryan 22 yd TD PASS from B.Bachmeier (PAT KICK by W.Ferrin GOOD) , 4-91 1:24	-42
2nd	00:49	BYU - B.Bachmeier 12 yd TD RUSH (PAT KICK by W.Ferrin GOOD) , 4-58 1:05	-49
3rd	06:33	BYU - W.Ferrin 25 yd FG , 15-68 8:27	0-52
3rd	02:09	BYU - W.Ferrin 56 yd FG , 6-12 3:11	0-55
4th	14:51	BYU - D.McKenzie 41 yd TD RUSH (PAT KICK by W.Ferrin GOOD) , 2-53 0:13	-62
4th	01:55	BYU - C.Miska 5 yd TD RUSH (PAT KICK by W.Ferrin GOOD) , 15-79 10:21	-69

BYU

Rushing	No.	Gain	Loss	Net	TD	Lg	Avg
L.Martin	8	131	0	131	0	49	16.4
C.Hagen	2	57	0	57	1	57	28.5
J.Damuni	7	44	0	44	0	12	6.3

Passing	C-A-I	Yds	TD	Long	Sack
B.Bachmeier	7-11-0	97	3	25	0
T.Bourguet	1-2-0	8	0	8	0
M.Hillstead	4-5-0	33	0	13	0

Receiving	No.	Yards	TD	Long	Tgt	YAC
C.Ryan	2	47	1	25	2	14
C.Hagen	2	35	0	24	3	15
J.Damuni	2	14	0	13	2	14
L.Martin	1	12	0	12	1	12

Punting	No.	Yds	Avg	Long	In20	TB
S.Vander Haar	1	48	48.0	48	0	0

Punt Returns	No.	Yards	TD	Long
P.Kingston	4	54	0	31
C.DeVries	1	42	0	42
C.Ryan	1	14	0	14
T.Bachmeier	1	-7	0	0

Kick Returns	No.	Yards	TD	Long
--------------	-----	-------	----	------

Tackles	UA-A	Total	Sacks	TFL
T.Alfrey	3-0	3	0	1
I.Glasker	2-1	3	0	1.5
A.Purcell	1-2	3	1	1



	CAR	BYU
Score	3	27
FIRST DOWNS	12	18
RUSHES-YARDS (NET)	24-19	41-157
PASSING-YARDS (NET)	142	175
Passes Att-Comp-Int	32-17-2	27-17-0
TOTAL OFFENSE PLAYS-YARDS	56-161	68-332
Fumble Returns-Yards	0-0	1-0
Punt Returns-Yards	0-0	3-61
Kickoff Returns-Yards	2-39	1-44
Interception Returns-Yards	0-0	2-50
Punts (Number-Avg)	5-43.2	3-43.7
Fumbles-Lost	2-1	1-0
Penalties-Yards	6-45	4-35
Possession Time	25:04	34:56
Third-Down Conversions	2-13	5-15
Fourth-Down Conversions	2-3	1-2
Red-Zone Scores-Chances	1-1	6-6

Stanford

Rushing	No.	Gain	Loss	Net	TD	Lg	Avg
M.Ford	12	28	7	21	0	9	1.8
T.Altahir	6	25	5	20	0	9	3.3
S.Irvin	1	1	0	1	0	1	1

Passing	C-A-I	Yds	TD	Long	Sack
B.Gulbranson	17-32-2	142	0	26	3

Receiving	No.	Yards	TD	Long	Tgt	YAC
B.Farrell	5	68	0	26	6	18
C.Williams	4	31	0	13	9	7
C.High	3	29	0	26	4	14
M.Brown	2	2	0	3	3	0

Punting	No.	Yds	Avg	Long	In20	TB
A.Flintoft	5	216	43.2	54	1	0

Punt Returns	No.	Yards	TD	Long
--------------	-----	-------	----	------

Kick Returns	No.	Yards	TD	Long
L.Thorpe	2	39	0	21

Tackles	UA-A	Total	Sacks	TFL
C.Wright	4-3	7	0	0
M.Rose	4-3	7	0	0
T.Tafiti	4-2	6	1	2

Qtr	Time	Scoring Play	V-H
1st	03:25	BYU - B.Bachmeier 3 yd TD RUSH (PAT RUSH by C.Ryan FAILED) , 6-85 3:16	0-6
2nd	14:56	BYU - W.Ferrin 36 yd FG , 4-1 2:03	0-9
2nd	10:52	BYU - W.Ferrin 30 yd FG , 5--7 1:59	0-12
2nd	05:14	BYU - 0 yd SAF ,	0-14
3rd	08:56	BYU - W.Ferrin 21 yd FG , 13-72 6:04	0-17
3rd	03:36	BYU - S.Moa 8 yd TD RUSH (PAT KICK by W.Ferrin GOOD) , 5-43 2:21	-24
4th	10:31	CAR - E.Kenney 26 yd FG , 15-67 8:05	3-24
4th	06:33	BYU - W.Ferrin 23 yd FG , 8-69 3:58	3-27

BYU

Rushing	No.	Gain	Loss	Net	TD	Lg	Avg
L.Martin	18	110	0	110	0	47	6.1
S.Moa	7	29	0	29	1	8	4.1
B.Bachmeier	12	26	19	7	1	9	0.6

Passing	C-A-I	Yds	TD	Long	Sack
B.Bachmeier	17-27-0	175	0	41	3

Receiving	No.	Yards	TD	Long	Tgt	YAC
C.Roberts	5	84	0	41	7	15
C.Ryan	3	36	0	25	3	18
J.Phillips	3	30	0	21	7	-4
P.Kingston	3	7	0	6	6	12

Punting	No.	Yds	Avg	Long	In20	TB
S.Vander Haar	3	131	43.7	48	3	0

Punt Returns	No.	Yards	TD	Long
T.Bachmeier	1	44	0	44
P.Kingston	2	17	0	9

Kick Returns	No.	Yards	TD	Long
C.Hagen	1	44	0	44

Tackles	UA-A	Total	Sacks	TFL
L.Lutui	2-4	6	0	1.5
F.Satuala	2-2	4	0	1
I.Glasker	3-1	4	1	1



2025-26 BYU Football
Game Results
All games

Page 1/1
as of Sep 07, 2025

Team Results

	Date	Opponent		Score	Overall	Conf	Time	Attend
	08/30/2025	Portland St.	W	69-0	1-0	0-0	3:05	64494
	09/06/2025	Stanford	W	27-3	2-0	0-0	3:09	64692



2025-26 BYU Football
Overall Team Statistics
All games

Page 1/2
as of Sep 07, 2025

Team Statistics

	BYU	OPP
Scoring	96	3
Points per game	48.0	1.5
Points Off Turnovers	10	0
First Downs	46	15
Rushing	31	5
Passing	13	9
Penalty	2	1
Rushing Yardage	625	14
Yards gained rushing	645	100
Yards lost rushing	20	86
Rushing attempts	89	48
Average per rush	7.0	0.3
Average per game	312.5	7.0
TDs Rushing	7	0
Passing Yardage	313	198
Comp-Att-Int	29-45-0	27-52-2
Average per pass	7.0	3.8
Average per catch	10.8	7.3
Average per game	156.5	99.0
TDs Passing	3	0
Total offense	938	212
Total plays	134	100
Average per play	7.0	2.1
Average per game	469.0	106.0
Kick returns: #-Yards	1-44	4-56
Punt returns: #-Yards	10-126	0-0
Int returns: #-Yards	2-50	0-0
Kick return average	44.0	14.0
Punt return average	12.6	0.0
Int return average	25.0	0.0
Fumbles-Lost	2-1	4-2
Penalties-Yards	9-90	10-65
Average per game	45.0	32.5
Punts-Yards	4-179	15-641
Average per punt	44.8	42.7
Net punt average	44.8	35.0
Kickoffs-Yards	19-1201	4-269
Average per kick	63.2	67.3
Net kick average	41.2	37.5
Time of possession / game	34:39	25:21
3rd-down conversion	11/24	3/26
3rd-down pct	46%	12%
4th-down conversion	2/3	2/3



2025-26 BYU Football
Overall Team Statistics
All games

Page 2/2
as of Sep 07, 2025

	BYU	OPP
4th-down pct	67%	67%
Sacks by-Yards	5-43	3-18
Misc Yards	0	0
Touchdowns scored	11	0
Field goals - attempts	6-6	1-2
On-Side kicks	0-0	0-0
Red-zone scores	(12-12) 100%	(1-1) 100%
Red-zone touchdowns	(7-12) 58%	(0-1) 0%
PAT-attempts	(10-10) 100%	(0-0) 0%
2-point conversion-attempts	(0-1) 0%	(0-0) 0%
Attendance	129186	0
Games / Avg per game	2/64593	0/0
Neutral site games	-	0/0

Score by Periods

Team	1st	2nd	3rd	4th	OT	TOT
BYU	20	43	16	17	0	96
Opponents	0	0	0	3	0	3



2025-26 BYU Football
Overall Defense Statistics
All games

Page 1/1
as of Sep 07, 2025

Team Defense

##	Player	gp	Tackles				Sacks	Pass defense			Fumbles		blkd	
			ua	a	tot	tfl/yds		int-yds	brup	qbh	fr-yds	ff	kick	saf
7	Logan Lutui	2	4	4	8	2.5-10
16	Isaiah Glasker	2	5	2	7	2.5-13	1-9	.	.	2	.	1	.	.
11	Faletau Satuala	2	3	3	6	1.5-6	.	1-24	.	.	.	1	.	.
17	Jack Kelly	2	5	1	6	2.5-13	1-11	.	.	2	.	1	.	.
57	Keanu Tanuvasa	2	3	2	5	1-8	1-8	.	.	1
55	John Taumoepeau	2	1	4	5	0.5-2	1-0	.	1	.
28	Tanner Wall	2	3	1	4
54	Siale Esera	2	1	3	4	1
3	Raider Damuni	2	.	4	4	.	.	1-26	.	1
25	Talan Alfrey	2	3	.	3	1-1
20	Cannon DeVries	2	1	2	3	0.5-1
94	Anisi Purcell	2	1	2	3	1-6	1-6
0	Evan Johnson	2	2	1	3
22	Tommy Prassas	2	2	1	3	1
21	Miles Hall	2	1	2	3	1-1
97	Kinilau Fonohema	2	2	1	3
33	Choe Bryant-Strother	1	2	.	2	1-9	1-9
45	Viliami Po'uha	2	.	2	2	0.5-0	1-0	.	.	.
10	Orion Maile-Kaufusi	2	1	1	2
44	Ephraim Asiata	2	.	2	2
1	Therrian Alexander	2	1	1	2	2
18	Ace Kaufusi	2	2	.	2	1-1	.	.	1	2
48	Bodie Schoonover	2	2	.	2	.	.	.	1	1
4	Mory Bamba	2	2	.	2
15	Tayvion Beasley	1	.	1	1
24	Payton VanSteenkiste	1	1	.	1
83	Will Zundell	2	1	.	1
30	Max Alford	2	.	1	1	0.5-1
90	Hunter Clegg	2	.	1	1
	Totals	2	49	42	91	17-72	5-43	2-50	2	13	2-0	3	1	1
	Opponents	2	76	78	154	6-31	3-18	0-0	3	2	1-0	1	0	0



2025-26 BYU Football Individual Statistics All games

Page 1/3
as of Sep 07, 2025

Rushing

Player	gp	att	gain	loss	net	avg	td	lg	avg/g
LJ Martin	2	26	241	0	241	9.3	0	49	120.5
Cody Hagen	2	2	57	0	57	28.5	1	57	28.5
Jovesa Damuni	2	8	50	0	50	6.3	0	12	25.0
Dominique McKenzie	2	1	41	0	41	41.0	1	41	20.5
Bear Bachmeier	2	17	58	19	39	2.3	3	12	19.5
Lucky Finau	1	8	32	0	32	4.0	0	6	32.0
Sione Moa	1	7	29	0	29	4.1	1	8	29.0
McCae Hillstead	1	2	23	0	23	11.5	0	13	23.0
Treyson Bourguet	1	1	21	0	21	21.0	0	21	21.0
Parker Kingston	2	4	20	0	20	5.0	0	8	10.0
Charles Miska	1	6	14	0	14	2.3	1	5	14.0
Trey Roberts	1	1	7	0	7	7.0	0	7	7.0
Tiger Bachmeier	2	1	2	0	2	2.0	0	2	1.0
Team	2	5	50	1	49	9.8	0	0	24.5
Total	2	89	645	20	625	7.0	7	57	312.5
Opponents	2	48	100	86	14	0.3	0	18	7.0

Passing

Player	gp	effic	comp-att-int	pct	yds	td	lg	avg/g
Bear Bachmeier	2	149.3	24-38-0	63.2	272	3	41	136.0
McCae Hillstead	1	135.4	4-5-0	80.0	33	0	13	33.0
Treyson Bourguet	1	83.6	1-2-0	50.0	8	0	8	8.0
Total	2	144.9	29-45-0	64.4	313	3	41	156.5
Opponents	2	76.2	27-52-2	51.9	198	0	26	99.0

Receiving

Player	gp	no.	yds	avg	td	lg	avg/g
Chase Roberts	2	6	88	14.7	1	41	44.0
Carsen Ryan	2	5	83	16.6	1	25	41.5
Parker Kingston	2	4	12	3.0	0	6	6.0
Jojo Phillips	2	3	30	10.0	0	21	15.0
LJ Martin	2	2	20	10.0	0	12	10.0
Jovesa Damuni	2	2	14	7.0	0	13	7.0
Cody Hagen	2	2	35	17.5	0	24	17.5
Sione Moa	1	2	10	5.0	0	17	10.0
Tiger Bachmeier	2	1	8	8.0	0	8	4.0
Noah Moeaki	2	1	5	5.0	1	5	2.5
Rowan Reay	2	1	8	8.0	0	8	4.0
Total	2	29	313	10.8	3	41	156.5
Opponents	2	27	198	7.3	0	26	99.0

Punt Returns

Player	no.	yds	avg	td	lg
Parker Kingston	6	71	11.8	0	31
Tiger Bachmeier	2	37	18.5	0	44
Carsen Ryan	1	14	14.0	0	14
Cannon DeVries	1	4	4.0	0	4
Total	10	126	12.6	0	44
Opponents	0	0	0.0	0	0

Interceptions

Player	no.	yds	avg	td	lg
Raider Damuni	1	26	26.0	0	26
Faletau Satuala	1	24	24.0	0	24
Total	2	50	25.0	0	26
Opponents	0	0	0.0	0	0

Kick Returns

Player	no.	yds	avg	td	lg
Cody Hagen	1	44	44.0	0	44
Total	1	44	44.0	0	44
Opponents	4	56	14.0	0	21

Fumbles Recovered

Player	no.	yds	avg	td	lg
Viliani Po'uha	1	0	0.0	0	0
John Taumoepeau	1	0	0.0	0	0
Total	2	0	0.0	0	0
Opponents	1	0	0.0	0	0



2025-26 BYU Football
Individual Statistics
All games

Page 2/3
as of Sep 07, 2025

Scoring

Player	td	fg	PAT				dxd	saf	pts
			kick	rush	rcv	pass			
Will Ferrin	-	6-6	10-10	-	-	-	-	-	28
Bear Bachmeier	3	-	-	-	-	-	-	-	18
Jack Kelly	1	-	-	-	-	-	-	-	6
Chase Roberts	1	-	-	-	-	-	-	-	6
Carsen Ryan	1	-	-	-	-	-	-	-	6
Cody Hagen	1	-	-	-	-	-	-	-	6
Dominique McKenzie	1	-	-	-	-	-	-	-	6
Sione Moa	1	-	-	-	-	-	-	-	6
Noah Moeaki	1	-	-	-	-	-	-	-	6
Charles Miska	1	-	-	-	-	-	-	-	6
Total	11	6-6	10-10	0	0	0	0	1	96
Opponents	0	1-2	0-0	0	0	0	0	0	3

Field Goals

Player	fg	pct.	01-19	20-29	30-39	40-49	50-99	lg	blk
Will Ferrin	6-6	100.0	0-0	3-3	2-2	0-0	1-1	56	0
Opponents	1-2	50.0	0-0	1-1	0-0	0-0	0-1	26	1

FG Sequence

Team Name	BYU	Opponents
Portland St.	(25),(56)	57
Stanford	(36),(30),(21),(23)	(26)

Numbers in (parentheses) indicate field goal was made

Total Offense

Player	g	plays	rush	pass	total	avg/g
Bear Bachmeier	2	55	39	272	311	155.5
LJ Martin	2	26	241	0	241	120.5
Cody Hagen	2	2	57	0	57	28.5
McCae Hillstead	1	7	23	33	56	56.0
Jovesa Damuni	2	8	50	0	50	25.0
Dominique McKenzie	2	1	41	0	41	20.5
Lucky Finau	1	8	32	0	32	32.0
Treyson Bourguet	1	3	21	8	29	29.0
Sione Moa	1	7	29	0	29	29.0
Parker Kingston	2	4	20	0	20	10.0
Charles Miska	1	6	14	0	14	14.0
Trey Roberts	1	1	7	0	7	7.0
Tiger Bachmeier	2	1	2	0	2	1.0
Team	2	0	49	0	49	24.5
Total	2	134	625	313	938	469.0
Opponents	2	100	14	198	212	106.0

Punting

Player	no.	yds	avg	lg	tb	fc	120	50+	blk
Sam Vander Haar	4	179	44.8	48	0	2	3	0	0
Total	4	179	44.8	48	0	2	3	0	0
Opponents	15	641	42.7	63	0	1	4	4	0

Kickoffs

Player	no.	yds	avg	tb	ob	retn	net	ydl	in
Will Ferrin	16	1006	62.9	6	0				
Matthias Dunn	3	195	65.0	3	0				
Total	19	1201	63.2	9	0	4	41.2	23	
Opponents	4	269	67.3	3	0	1	37.5	27	



2025-26 BYU Football
Individual Statistics
All games

Page 3/3
as of Sep 07, 2025

All Purpose

Player	g	rush	rcv	pr	kr	ir	total	avg/g
LJ Martin	2	241	20	0	0	0	261	130.5
Cody Hagen	2	57	35	0	44	0	136	68.0
Parker Kingston	2	20	12	71	0	0	103	51.5
Carsen Ryan	2	0	83	14	0	0	97	48.5
Chase Roberts	2	0	88	0	0	0	88	44.0
Jovesa Damuni	2	50	14	0	0	0	64	32.0
Tiger Bachmeier	2	2	8	37	0	0	47	23.5
Dominique McKenzie	2	41	0	0	0	0	41	20.5
Sione Moa	1	29	10	0	0	0	39	39.0
Bear Bachmeier	2	39	0	0	0	0	39	19.5
Lucky Finau	1	32	0	0	0	0	32	32.0
Jojo Phillips	2	0	30	0	0	0	30	15.0
Raider Damuni	2	0	0	0	0	26	26	13.0
Faletau Satuala	2	0	0	0	0	24	24	12.0
McCae Hillstead	1	23	0	0	0	0	23	23.0
Treyson Bourguet	1	21	0	0	0	0	21	21.0
Charles Miska	1	14	0	0	0	0	14	14.0
Rowan Reay	2	0	8	0	0	0	8	4.0
Trey Roberts	1	7	0	0	0	0	7	7.0
Noah Moeaki	2	0	5	0	0	0	5	2.5
Cannon DeVries	2	0	0	4	0	0	4	2.0
Team	2	49	0	0	0	0	49	24.5
Total	2	625	313	126	44	50	1158	579.0
Opponents	2	14	198	0	56	0	268	134.0



2025-26 BYU Football Combined Team Statistics All games

Page 1/3
as of Sep 07, 2025

Team Results

Date	Opponent		Score	Att.
08/30/2025	Portland St.	W	69-0	64494
09/06/2025	Stanford	W	27-3	64692

Rushing

Player	gp	att	gain	loss	net	avg	td	lg	avg/g
LJ Martin	2	26	241	0	241	9.3	0	49	120.5
Cody Hagen	2	2	57	0	57	28.5	1	57	28.5
Jovesa Damuni	2	8	50	0	50	6.3	0	12	25.0
Dominique McKenzie	2	1	41	0	41	41.0	1	41	20.5
Bear Bachmeier	2	17	58	19	39	2.3	3	12	19.5
Lucky Finau	1	8	32	0	32	4.0	0	6	32.0
Sione Moa	1	7	29	0	29	4.1	1	8	29.0
McCae Hillstead	1	2	23	0	23	11.5	0	13	23.0
Treyson Bourguet	1	1	21	0	21	21.0	0	21	21.0
Parker Kingston	2	4	20	0	20	5.0	0	8	10.0
Charles Miska	1	6	14	0	14	2.3	1	5	14.0
Trey Roberts	1	1	7	0	7	7.0	0	7	7.0
Tiger Bachmeier	2	1	2	0	2	2.0	0	2	1.0
Team	2	5	50	1	49	9.8	0	0	24.5
Total	2	89	645	20	625	7.0	7	57	312.5
Opponents	2	48	100	86	14	0.3	0	18	7.0

Passing

Player	gp	effic	comp-att-int	pct	yds	td	lg	avg/g
Bear Bachmeier	2	149.3	24-38-0	63.2	272	3	41	136.0
McCae Hillstead	1	135.4	4-5-0	80.0	33	0	13	33.0
Treyson Bourguet	1	83.6	1-2-0	50.0	8	0	8	8.0
Total	2	144.9	29-45-0	64.4	313	3	41	156.5
Opponents	2	76.2	27-52-2	51.9	198	0	26	99.0

Receiving

Player	gp	no.	yds	avg	td	lg	avg/g
Chase Roberts	2	6	88	14.7	1	41	44.0
Carsen Ryan	2	5	83	16.6	1	25	41.5
Parker Kingston	2	4	12	3.0	0	6	6.0
Jojo Phillips	2	3	30	10.0	0	21	15.0
LJ Martin	2	2	20	10.0	0	12	10.0
Jovesa Damuni	2	2	14	7.0	0	13	7.0
Cody Hagen	2	2	35	17.5	0	24	17.5
Sione Moa	1	2	10	5.0	0	17	10.0
Tiger Bachmeier	2	1	8	8.0	0	8	4.0
Noah Moeaki	2	1	5	5.0	1	5	2.5
Rowan Reay	2	1	8	8.0	0	8	4.0
Total	2	29	313	10.8	3	41	156.5
Opponents	2	27	198	7.3	0	26	99.0

Game Records

Record	Overall	Home	Away	Neutral
ALL GAMES	2-0	2-0	0-0	0-0
CONFERENCE	0-0	0-0	0-0	0-0
NON-CONFERENCE	2-0	2-0	0-0	0-0

Team Statistics

	BYU	OPP
First Downs	46	15
Rushing	31	5
Passing	13	9
Penalty	2	1
Rushing Yardage	625	14
Rushing attempts	89	48
Average per rush	7.0	0.3
Average per game	312.5	7.0
TDs Rushing	7	0
Passing Yardage	313	198
Comp-Att-Int	29-45-0	27-52-2
Average per pass	7.0	3.8
Average per catch	10.8	7.3
Average per game	156.5	99.0
TDs Passing	3	0
Total offense	938	212
Average per play	7.0	2.1
Average per game	469.0	106.0
Kick returns: #-Yards	1-44	4-56
Punt returns: #-Yards	10-126	0-0
Int returns: #-Yards	2-50	0-0
Fumbles-Lost	2-1	4-2
Penalties-Yards	9-90	10-65
Punts-Avg	4-44.8	15-42.7
Time of possession / game	34:39	25:21
3rd-down conversion	11/24	3/26
4th-down conversion	2/3	2/3
PAT-attempts	(10-10) 100%	(0-0) 0%
2-point conversion-attempts	(0-1) 0%	(0-0) 0%

Interceptions

Player	no.	yds	avg	td	lg
Raider Damuni	1	26	26.0	0	26
Faletau Satuala	1	24	24.0	0	24
Total	2	50	25.0	0	26
Opponents	0	0	0.0	0	0



2025-26 BYU Football Combined Team Statistics All games

Page 2/3
as of Sep 07, 2025

Field Goals

Player	fg	pct.	01-19	20-29	30-39	40-49	50-99	lg	blk
Will Ferrin	6-6	100.0	0-0	3-3	2-2	0-0	1-1	56	0
Opponents	1-2	50.0	0-0	1-1	0-0	0-0	0-1	26	1

Scoring

Player	td	fg	PAT					dxd	saf	pts
			kick	rush	rcv	pass				
Will Ferrin	-	6-6	10-10	-	-	-	-	-	-	28
Bear Bachmeier	3	-	-	-	-	-	-	-	-	18
Jack Kelly	1	-	-	-	-	-	-	-	-	6
Chase Roberts	1	-	-	-	-	-	-	-	-	6
Carsen Ryan	1	-	-	-	-	-	-	-	-	6
Cody Hagen	1	-	-	-	-	-	-	-	-	6
Dominique McKenzie	1	-	-	-	-	-	-	-	-	6
Sione Moa	1	-	-	-	-	-	-	-	-	6
Noah Moeaki	1	-	-	-	-	-	-	-	-	6
Charles Miska	1	-	-	-	-	-	-	-	-	6
Total	11	6-6	10-10	0	0	0	0	0	1	96
Opponents	0	1-2	0-0	0	0	0	0	0	0	3

Score by Periods

Team	1st	2nd	3rd	4th	OT	TOT
BYU	20	43	16	17	0	96
Opponents	0	0	0	3	0	3

Punting

Player	no.	yds	avg	lg	tb	fc	i20	50+	blk
Sam Vander Haar	4	179	44.8	48	0	2	3	0	0
Total	4	179	44.8	48	0	2	3	0	0
Opponents	15	641	42.7	63	0	1	4	4	0

Punt Returns

Player	no.	yds	avg	td	lg
Parker Kingston	6	71	11.8	0	31
Tiger Bachmeier	2	37	18.5	0	44
Carsen Ryan	1	14	14.0	0	14
Cannon DeVries	1	4	4.0	0	4
Total	10	126	12.6	0	44
Opponents	0	0	0.0	0	0

Kick Returns

Player	no.	yds	avg	td	lg
Cody Hagen	1	44	44.0	0	44
Total	1	44	44.0	0	44
Opponents	4	56	14.0	0	21

All Purpose

Player	g	rush	rcv	pr	kr	ir	total	avg/g
LJ Martin	2	241	20	0	0	0	261	130.5
Cody Hagen	2	57	35	0	44	0	136	68.0
Parker Kingston	2	20	12	71	0	0	103	51.5
Carsen Ryan	2	0	83	14	0	0	97	48.5
Chase Roberts	2	0	88	0	0	0	88	44.0
Jovesa Damuni	2	50	14	0	0	0	64	32.0
Tiger Bachmeier	2	2	8	37	0	0	47	23.5
Dominique McKenzie	2	41	0	0	0	0	41	20.5
Sione Moa	1	29	10	0	0	0	39	39.0
Bear Bachmeier	2	39	0	0	0	0	39	19.5
Lucky Finau	1	32	0	0	0	0	32	32.0
Jojo Phillips	2	0	30	0	0	0	30	15.0
Raider Damuni	2	0	0	0	0	26	26	13.0
Faletau Satuala	2	0	0	0	0	24	24	12.0
McCae Hillstead	1	23	0	0	0	0	23	23.0
Treyson Bourguet	1	21	0	0	0	0	21	21.0
Charles Miska	1	14	0	0	0	0	14	14.0
Rowan Reay	2	0	8	0	0	0	8	4.0
Trey Roberts	1	7	0	0	0	0	7	7.0
Noah Moeaki	2	0	5	0	0	0	5	2.5
Cannon DeVries	2	0	0	4	0	0	4	2.0
Total	2	625	313	126	44	50	1158	579.0
Opponents	2	14	198	0	56	0	268	134.0

Total Offense

Player	g	plays	rush	pass	total	avg/g
Bear Bachmeier	2	55	39	272	311	155.5
LJ Martin	2	26	241	0	241	120.5
Cody Hagen	2	2	57	0	57	28.5
McCae Hillstead	1	7	23	33	56	56.0
Jovesa Damuni	2	8	50	0	50	25.0
Dominique McKenzie	2	1	41	0	41	20.5
Lucky Finau	1	8	32	0	32	32.0
Treyson Bourguet	1	3	21	8	29	29.0
Sione Moa	1	7	29	0	29	29.0
Parker Kingston	2	4	20	0	20	10.0
Charles Miska	1	6	14	0	14	14.0
Trey Roberts	1	1	7	0	7	7.0
Tiger Bachmeier	2	1	2	0	2	1.0
Total	2	134	625	313	938	469.0
Opponents	2	100	14	198	212	106.0



**2025-26 BYU Football
Combined Team Statistics
All games**

Page 3/3
as of Sep 07, 2025

Team Defense

##	Player	gp	Tackles				Sacks	Pass defense			Fumbles		blkd	
			ua	a	tot	tfl/yds		int-yds	brup	qbh	fr-yds	ff	kick	saf
7	Logan Lutui	2	4	4	8	2.5-10
16	Isaiah Glasker	2	5	2	7	2.5-13	1-9	.	.	2	.	1	.	.
17	Jack Kelly	2	5	1	6	2.5-13	1-11	.	.	2	.	1	.	.
11	Faletau Satuala	2	3	3	6	1.5-6	.	1-24	.	.	.	1	.	.
57	Keanu Tanuvasa	2	3	2	5	1-8	1-8	.	.	1
55	John Taumoepeau	2	1	4	5	0.5-2	1-0	.	1	.
28	Tanner Wall	2	3	1	4
54	Siale Esera	2	1	3	4	1
3	Raider Damuni	2	.	4	4	.	.	1-26	.	1
25	Talan Alfrey	2	3	.	3	1-1
94	Anisi Purcell	2	1	2	3	1-6	1-6
0	Evan Johnson	2	2	1	3
21	Miles Hall	2	1	2	3	1-1
97	Kinilau Fonohema	2	2	1	3
22	Tommy Prassas	2	2	1	3	1
20	Cannon DeVries	2	1	2	3	0.5-1
33	Choe Bryant-Strother	1	2	.	2	1-9	1-9
4	Mory Bamba	2	2	.	2
48	Bodie Schoonover	2	2	.	2	.	.	.	1	1
18	Ace Kaufusi	2	2	.	2	1-1	.	.	1	2
1	Therrian Alexander	2	1	1	2	2
44	Ephraim Asiata	2	.	2	2
10	Orion Maile-Kaufusi	2	1	1	2
45	Viliami Po'uha	2	.	2	2	0.5-0	1-0	.	.	.
30	Max Alford	2	.	1	1	0.5-1
15	Tayvion Beasley	1	.	1	1
24	Payton VanSteenkiste	1	1	.	1
83	Will Zundell	2	1	.	1
90	Hunter Clegg	2	.	1	1
Totals		2	49	42	91	17-72	5-43	2-50	2	13	2-0	3	1	1
Opponents		2	76	78	154	6-31	3-18	0-0	3	2	1-0	1	0	0



2025-26 BYU Football
Team Game-by-Game
All games

Page 1/1
as of Sep 07, 2025

		Rushing				Receiving				Passing				Kick Returns				Punt Returns				tot		
Date	Opponent	no.	yds	td	lg	no.	yds	td	lg	cmp	att	int	yds	td	lg	no.	yds	td	lg	no.	yds	td	lg	off
08/30/2025	Portland St.	48	468	5	57	12	138	3	25	12	18	0	138	3	25	0	0	0	0	7	65	0	31	606
09/06/2025	Stanford	41	157	2	47	17	175	0	41	17	27	0	175	0	41	1	44	0	44	3	61	0	44	332
BYU		89	625	7	57	29	313	3	41	29	45	0	313	3	41	1	44	0	44	10	126	0	44	938
Opponents		48	14	0	18	27	198	0	26	27	52	2	198	0	26	4	56	0	21	0	0	0	0	212

BYU Averages

Games	Avg/ rush	Avg/ catch	Pass effc	KR avg	PR avg	All purpose avg/game	Total offense avg/game
2	7.0	10.8	144.9	44.0	12.6	579.0	469.0

Date	Opponent	Tackles				Sacks	Fumble		Pass Defense			blkd kick	PAT attempts			off	
		ua	a	total	tfl-yds		ff	fr-yds	int-yds	qbh	brup		kick	rush	rcv	saf	t/o pts
08/30/2025	Portland St.	24	16	40	9.0-31	2-15	1	1-0	0-0	6	2	1	9-9	0	0	0	7 69
09/06/2025	Stanford	25	26	51	8.0-41	3-28	2	1-0	2-50	7	0	0	1-1	0	0	1	3 27
BYU		49	42	91	17.0-72	5-43	3	2-0	2-50	13	2	1	10-10	0	0	1	10 96
Opponents		76	78	154	6.0-31	3-18	1	1-0	0-0	2	3	0	0-0	0	0	0	0 3

Date	Opponent	Punting										Field Goals			Kickoffs				
		no.	yds	avg	long	blkd	tb	fc	50+	i20	md-att	long	blkd	no.	yds	avg	tb	ob	
08/30/2025	Portland St.	1	48	48.0	48	0	0	1	0	0	2-2	56	0	12	749	62.4	6	0	
09/06/2025	Stanford	3	131	43.7	48	0	0	1	0	3	4-4	36	0	7	452	64.6	3	0	
BYU		4	179	44.8	48	0	0	2	0	3	6-6	56	0	19	1201	63.2	9	0	
Opponents		15	641	42.7	63	0	0	1	4	4	1-2	26	1	4	269	67.3	3	0	



2025-26 BYU Football
Opponents Game-by-Game
All games

Page 1/1
as of Sep 07, 2025

		Rushing				Receiving				Passing				Kick Returns				Punt Returns				tot		
Date	Opponent	no.	yds	td	lg	no.	yds	td	lg	cmp	att	int	yds	td	lg	no.	yds	td	lg	no.	yds	td	lg	off
08/30/2025	Portland St.	24	-5	0	18	10	56	0	20	10	20	0	56	0	20	2	17	0	18	0	0	0	0	51
09/06/2025	Stanford	24	19	0	9	17	142	0	26	17	32	2	142	0	26	2	39	0	21	0	0	0	0	161
Opponents		48	14	0	18	27	198	0	26	27	52	2	198	0	26	4	56	0	21	0	0	0	0	212
BYU		89	625	7	57	29	313	3	41	29	45	0	313	3	41	1	44	0	44	10	126	0	44	938

Opponents Averages

Games	Avg/ rush	Avg/ catch	Pass effc	KR avg	PR avg	All purpose avg/game	Total offense avg/game
2	0.3	7.3	76.2	14.0	0.0	134.0	106.0

Date	Opponent	Tackles				Sacks	Fumble		Pass Defense			blkd	PAT attempts			off		
		ua	a	total	tfl-yds	no-yds	ff	fr-yds	int-yds	qbh	brup	kick	kick	rush	rcv	saf	t/o	pts
08/30/2025	Portland St.	32	48	80	0.0-0	0-0	0	1-0	0-0	0	3	0	0-0	0	0	0	0	0
09/06/2025	Stanford	44	30	74	6.0-31	3-18	1	0-0	0-0	2	0	0	0-0	0	0	0	0	3
Opponents		76	78	154	6.0-31	3-18	1	1-0	0-0	2	3	0	0-0	0	0	0	0	3
BYU		49	42	91	17.0-72	5-43	3	2-0	2-50	13	2	1	10-10	0	0	1	10	96

		Punting										Field Goals			Kickoffs				
Date	Opponent	no.	yds	avg	long	blkd	tb	fc	50+	i20	md-att	long	blkd	no.	yds	avg	tb	ob	
08/30/2025	Portland St.	10	425	42.5	63	0	0	1	1	3	0-1	0	1	1	65	65.0	1	0	
09/06/2025	Stanford	5	216	43.2	54	0	0	0	3	1	1-1	26	0	3	204	68.0	2	0	
Opponents		15	641	42.7	63	0	0	1	4	4	1-2	26	1	4	269	67.3	3	0	
BYU		4	179	44.8	48	0	0	2	0	3	6-6	56	0	19	1201	63.2	9	0	



2025-26 BYU Football
Team Game Highs
All games

Page 1/1
as of Sep 07, 2025

BYU - Game Highs

RUSHES	48	Portland St. (08/30/2025)
YARDS RUSHING	468	Portland St. (08/30/2025)
YARDS PER RUSH	9.8	Portland St. (08/30/2025)
TD RUSHES	5	Portland St. (08/30/2025)
PASS ATTEMPTS	27	Stanford (09/06/2025)
PASS COMPLETIONS	17	Stanford (09/06/2025)
YARDS PASSING	175	Stanford (09/06/2025)
YARDS PER PASS	7.7	Portland St. (08/30/2025)
TD PASSES	3	Portland St. (08/30/2025)
TOTAL PLAYS	68	Stanford (09/06/2025)
TOTAL OFFENSE	606	Portland St. (08/30/2025)
YARDS PER PLAY	9.2	Portland St. (08/30/2025)
POINTS	69	Portland St. (08/30/2025)
SACKS BY	3	Stanford (09/06/2025)
FIRST DOWNS	28	Portland St. (08/30/2025)
PENALTIES	5	Portland St. (08/30/2025)
PENALTY YARDS	55	Portland St. (08/30/2025)
TURNOVERS	1	Portland St. (08/30/2025)
PUNTS	3	Stanford (09/06/2025)
PUNTING AVG	48.0	Portland St. (08/30/2025)
LONG PUNT	48	Stanford (09/06/2025)
	48	Portland St. (08/30/2025)
PUNTS INSIDE 20	3	Stanford (09/06/2025)
LONG PUNT RETURN	44	Stanford (09/06/2025)



2025-26 BYU Football
Opponent Match Highs
All games

Page 1/1
as of Sep 07, 2025

Opponent - Game Highs

RUSHES	24	Stanford (09/06/2025)
	24	Portland St. (08/30/2025)
YARDS RUSHING	19	Stanford (09/06/2025)
YARDS PER RUSH	0.8	Stanford (09/06/2025)
TD RUSHES	0	Stanford (09/06/2025)
	0	Portland St. (08/30/2025)
PASS ATTEMPTS	32	Stanford (09/06/2025)
PASS COMPLETIONS	17	Stanford (09/06/2025)
YARDS PASSING	142	Stanford (09/06/2025)
YARDS PER PASS	4.4	Stanford (09/06/2025)
TD PASSES	0	Stanford (09/06/2025)
	0	Portland St. (08/30/2025)
TOTAL PLAYS	56	Stanford (09/06/2025)
TOTAL OFFENSE	161	Stanford (09/06/2025)
YARDS PER PLAY	2.9	Stanford (09/06/2025)
POINTS	3	Stanford (09/06/2025)
SACKS BY	3	Stanford (09/06/2025)
FIRST DOWNS	12	Stanford (09/06/2025)
PENALTIES	6	Stanford (09/06/2025)
PENALTY YARDS	45	Stanford (09/06/2025)
TURNOVERS	3	Stanford (09/06/2025)
PUNTS	10	Portland St. (08/30/2025)
PUNTING AVG	43.2	Stanford (09/06/2025)
LONG PUNT	63	Portland St. (08/30/2025)
PUNTS INSIDE 20	3	Portland St. (08/30/2025)
LONG PUNT RETURN	0	Stanford (09/06/2025)
	0	Portland St. (08/30/2025)



2025-26 BYU Football
Team Match Lows
All games

Page 1/1
as of Sep 07, 2025

BYU - Game Lows

RUSHES	41	Stanford (09/06/2025)
YARDS RUSHING	157	Stanford (09/06/2025)
YARDS PER RUSH	3.8	Stanford (09/06/2025)
TD RUSHES	2	Stanford (09/06/2025)
PASS ATTEMPTS	18	Portland St. (08/30/2025)
PASS COMPLETIONS	12	Portland St. (08/30/2025)
YARDS PASSING	138	Portland St. (08/30/2025)
YARDS PER PASS	6.5	Stanford (09/06/2025)
TD PASSES	0	Stanford (09/06/2025)
TOTAL PLAYS	66	Portland St. (08/30/2025)
TOTAL OFFENSE	332	Stanford (09/06/2025)
YARDS PER PLAY	4.9	Stanford (09/06/2025)
POINTS	27	Stanford (09/06/2025)
SACKS BY	2	Portland St. (08/30/2025)
FIRST DOWNS	18	Stanford (09/06/2025)
PENALTIES	4	Stanford (09/06/2025)
PENALTY YARDS	35	Stanford (09/06/2025)
INTERCEPTIONS BY	0	Portland St. (08/30/2025)
PUNTS	1	Portland St. (08/30/2025)
PUNTING AVG	43.7	Stanford (09/06/2025)
LONG PUNT	48	Stanford (09/06/2025)
	48	Portland St. (08/30/2025)
PUNTS INSIDE 20	0	Portland St. (08/30/2025)
LONG PUNT RETURN	31	Portland St. (08/30/2025)



2025-26 BYU Football
Opponent Match Lows
All games

Page 1/1
as of Sep 07, 2025

Opponent - Game Lows

RUSHES	24	Stanford (09/06/2025)
	24	Portland St. (08/30/2025)
YARDS RUSHING	-5	Portland St. (08/30/2025)
YARDS PER RUSH	-0.2	Portland St. (08/30/2025)
TD RUSHES	0	Stanford (09/06/2025)
	0	Portland St. (08/30/2025)
PASS ATTEMPTS	20	Portland St. (08/30/2025)
PASS COMPLETIONS	10	Portland St. (08/30/2025)
YARDS PASSING	56	Portland St. (08/30/2025)
YARDS PER PASS	2.8	Portland St. (08/30/2025)
TD PASSES	0	Stanford (09/06/2025)
	0	Portland St. (08/30/2025)
TOTAL PLAYS	44	Portland St. (08/30/2025)
TOTAL OFFENSE	51	Portland St. (08/30/2025)
YARDS PER PLAY	1.2	Portland St. (08/30/2025)
POINTS	0	Portland St. (08/30/2025)
SACKS BY	0	Portland St. (08/30/2025)
FIRST DOWNS	3	Portland St. (08/30/2025)
PENALTIES	4	Portland St. (08/30/2025)
PENALTY YARDS	20	Portland St. (08/30/2025)
INTERCEPTIONS BY	0	Stanford (09/06/2025)
	0	Portland St. (08/30/2025)
PUNTS	5	Stanford (09/06/2025)
PUNTING AVG	42.5	Portland St. (08/30/2025)
LONG PUNT	54	Stanford (09/06/2025)
PUNTS INSIDE 20	1	Stanford (09/06/2025)
LONG PUNT RETURN	0	Stanford (09/06/2025)
	0	Portland St. (08/30/2025)



2025-26 BYU Football
Individual Game Highs
All games

Page 1/1
as of Sep 07, 2025

BYU - Individual Game Highs

RUSHES	18	LJ Martin vs Stanford (09/06/2025)
YARDS RUSHING	131	LJ Martin vs Portland St. (08/30/2025)
TD RUSHES	2	Bear Bachmeier vs Portland St. (08/30/2025)
LONG RUSH	57	Cody Hagen vs Portland St. (08/30/2025)
PASS ATTEMPTS	27	Bear Bachmeier vs Stanford (09/06/2025)
PASS COMPLETIONS	17	Bear Bachmeier vs Stanford (09/06/2025)
YARDS PASSING	175	Bear Bachmeier vs Stanford (09/06/2025)
TD PASSES	3	Bear Bachmeier vs Portland St. (08/30/2025)
LONG PASS	41	Bear Bachmeier vs Stanford (09/06/2025)
RECEPTIONS	5	Chase Roberts vs Stanford (09/06/2025)
YARDS RECEIVING	84	Chase Roberts vs Stanford (09/06/2025)
TD RECEPTIONS	1 1 1	Chase Roberts vs Portland St. (08/30/2025) Carsen Ryan vs Portland St. (08/30/2025) Noah Moeaki vs Portland St. (08/30/2025)
LONG RECEPTION	41	Chase Roberts vs Stanford (09/06/2025)
PUNTS	3	Sam Vander Haar vs Stanford (09/06/2025)
PUNTING AVG	48.0	Sam Vander Haar vs Portland St. (08/30/2025)
LONG PUNT	48 48	Sam Vander Haar vs Stanford (09/06/2025) Sam Vander Haar vs Portland St. (08/30/2025)
PUNTS INSIDE 20	3	Sam Vander Haar vs Stanford (09/06/2025)
LONG PUNT RETURN	44	Tiger Bachmeier vs Stanford (09/06/2025)
LONG KICKOFF RETURN	44	Cody Hagen vs Stanford (09/06/2025)
TACKLES	6	Logan Lutui vs Stanford (09/06/2025)
SACKS	1 1 1 1 1	Jack Kelly vs Stanford (09/06/2025) Keanu Tanuvasa vs Stanford (09/06/2025) Isaiah Glasker vs Stanford (09/06/2025) Choe Bryant-Strother vs Portland St. (08/30/2025) Anisi Purcell vs Portland St. (08/30/2025)
TACKLES FOR LOSS	2.5	Jack Kelly vs Stanford (09/06/2025)



2025-26 BYU Football
Opponent Individual Match Highs
All games

Page 1/1
as of Sep 07, 2025

Opponent - Individual Game Highs

RUSHES	12	Micah Ford vs Stanford (09/06/2025)
	12	Jacques Badolato-Birdsell vs Portland St. (08/30/2025)
YARDS RUSHING	28	Jacques Badolato-Birdsell vs Portland St. (08/30/2025)
TD RUSHES	none	
LONG RUSH	18	Jacques Badolato-Birdsell vs Portland St. (08/30/2025)
PASS ATTEMPTS	32	Ben Gulbranson vs Stanford (09/06/2025)
PASS COMPLETIONS	17	Ben Gulbranson vs Stanford (09/06/2025)
YARDS PASSING	142	Ben Gulbranson vs Stanford (09/06/2025)
TD PASSES	none	
LONG PASS	26	Ben Gulbranson vs Stanford (09/06/2025)
RECEPTIONS	5	Bryce Farrell vs Stanford (09/06/2025)
YARDS RECEIVING	68	Bryce Farrell vs Stanford (09/06/2025)
TD RECEPTIONS	none	
LONG RECEPTION	26	Bryce Farrell vs Stanford (09/06/2025)
	26	Caden High vs Stanford (09/06/2025)
FIELD GOALS	1	Emmet Kenney vs Stanford (09/06/2025)
LONG FIELD GOALS	26	Emmet Kenney vs Stanford (09/06/2025)
PUNTS	10	Tony Johnson vs Portland St. (08/30/2025)
PUNTING AVG	43.2	Aidan Flintoft vs Stanford (09/06/2025)
LONG PUNT	63	Tony Johnson vs Portland St. (08/30/2025)
PUNTS INSIDE 20	3	Tony Johnson vs Portland St. (08/30/2025)
LONG PUNT RETURN	none	
LONG KICKOFF RETURN	21	Liam Thorpe vs Stanford (09/06/2025)
TACKLES	15	Isaiah Green vs Portland St. (08/30/2025)
SACKS	1	Clay Patterson vs Stanford (09/06/2025)
	1	Hunter Barth vs Stanford (09/06/2025)
	1	Tevarua Tafiti vs Stanford (09/06/2025)
TACKLES FOR LOSS	2	Hunter Barth vs Stanford (09/06/2025)
	2	Tevarua Tafiti vs Stanford (09/06/2025)
INTERCEPTIONS	none	



2025-26 BYU Football
Games Played
All games

Page 1/2
as of Sep 07, 2025

##	Player	GP-GS	PSU	Stan
0	Evan Johnson	2/2	START	START
0	Tei Nacua	0/0
1	Therrian Alexander	2/1	XXX	START
2	Chase Roberts	2/2	START	START
2	Jonathan Kabeya	0/0
3	McCae Hillstead	1/0	XXX	...
3	Raider Damuni	2/2	START	START
4	Mory Bamba	2/1	START	XXX
4	LJ Martin	2/2	START	START
5	Cody Hagen	2/0	XXX	XXX
5	Nusi Taumoepeau	0/0
7	Logan Lutui	2/2	START	START
10	Treyson Bourguet	1/0	XXX	...
10	Orion Maile-Kaufusi	2/0	XXX	XXX
11	Parker Kingston	2/1	START	XXX
11	Faletau Satuala	2/0	XXX	XXX
12	Preston Rex	0/0
13	Tausili Akana	2/1	XXX	START
13	Jojo Phillips	2/1	START	XXX
15	Tayvion Beasley	1/0	XXX	...
15	Lamason Waller III	0/0
16	Isaiah Glasker	2/2	START	START
16	Emerson Geilman	0/0
17	Jack Kelly	2/2	START	START
17	Cole Hagen	0/0
18	Ace Kaufusi	2/0	XXX	XXX
18	Reggie Frischknecht	0/0
19	Tiger Bachmeier	2/0	XXX	XXX
20	Carsen Ryan	2/2	START	START
20	Cannon DeVries	2/0	XXX	XXX
21	Miles Hall	2/0	XXX	XXX
22	Tommy Prassas	2/0	XXX	XXX
22	Trey Roberts	1/0	XXX	...
23	Pierson Watson	0/0
24	Ethan Wood	1/0	XXX	...
24	Payton VanSteenkiste	1/0	XXX	...
25	Talan Alfrey	2/0	XXX	XXX
26	Garrison Grimes	2/0	XXX	XXX
26	Jordyn Criss	1/0	XXX	...
27	Matthias Leach	1/0	XXX	...
28	Tanner Wall	2/2	START	START
28	Jovesa Damuni	2/0	XXX	XXX
29	Jayden Dunlap	1/0	XXX	...
29	Rowan Reay	2/0	XXX	XXX
30	Max Alford	2/0	XXX	XXX
30	Sione Moa	1/1	...	START
31	Kevin Doe	2/0	XXX	XXX
31	Fuller Shurtz	0/0
32	Marcus McKenzie	2/0	XXX	XXX
33	Choe Bryant-Strother	1/0	XXX	...
34	Maika Kaufusi	0/0
34	Charles Miska	1/0	XXX	...
35	Sam Vander Haar	2/0	XXX	XXX
35	Jarinn Kalama	1/0	XXX	...
36	Kason Krebs	0/0
37	Joseph Douglas	0/0
38	Logan Payne	0/0
39	Crew Clark	1/0	XXX	...
41	Lucky Finau	1/0	XXX	...
41	Tyler Payne	0/0



2025-26 BYU Football
Games Played
All games

Page 2/2
as of Sep 07, 2025

##	Player	GP-GS	PSU	Stan
43	Ty Smith	0/0
43	Naki Tuakoi	0/0
44	Will Ferrin	2/0	XXX	XXX
44	Ephraim Asiata	2/0	XXX	XXX
45	Keayen Nead	1/0	...	XXX
45	Viliami Po'uha	2/2	START	START
46	Kendal Wall	1/0	XXX	...
47	Berkley Alfrey	0/0
47	Bear Bachmeier	2/2	START	START
48	Bodie Schoonover	2/0	XXX	XXX
50	Maverick McManus	0/0
51	Sonny Makasini	2/2	START	START
52	Vincent Tautua	0/0
54	Siale Esera	2/2	START	START
55	Austin Leausa	2/2	START	START
55	John Taumoepeau	2/2	START	START
57	Keanu Tanuvasa	2/2	START	START
59	Siosefa Brown	0/0
59	Siosua Latu-Finau	1/0	XXX	...
61	Weylin Lapuaho	0/0
63	Bruce Mitchell	2/2	START	START
64	Kyle Sfarcioc	2/0	XXX	XXX
65	Brigham Alexander	0/0
66	Sione Hingano	0/0
67	Trevor Pay	1/0	XXX	...
68	Andrew Williams	1/0	XXX	...
71	Isaiah Jatta	2/2	START	START
71	Ikinasio Tupou	0/0
72	Kaufusi Pakofe	1/0	XXX	...
72	Joe Brown	1/0	XXX	...
74	Trevin Ostler	2/0	XXX	XXX
75	Andrew Gentry	2/2	START	START
76	Jeff Lewis	0/0
77	Jake Griffin	1/0	XXX	...
78	Ethan Thomason	0/0
79	Kaden Chidester	1/0	XXX	...
80	Jacob Nye	0/0
82	Noah Moeaki	2/0	XXX	XXX
83	Will Zundell	2/0	XXX	XXX
84	Kila Keone	0/0
85	Anthony Olsen	1/0	XXX	...
86	Cole Clement	0/0
87	Ethan Erickson	0/0
88	Tucker Kelleher	0/0
89	Dominique McKenzie	2/0	XXX	XXX
90	Hunter Clegg	2/0	XXX	XXX
93	Kelepi Latu-Finau	0/0
94	Anisi Purcell	2/0	XXX	XXX
95	Alvin Puefua	0/0
95	Luke Toomalatai	0/0
96	Justin Kirkland	0/0
97	Matthias Dunn	1/0	XXX	...
97	Kinilau Fonohema	2/0	XXX	XXX
98	Sani Tuala	1/0	XXX	...
99	Ulavai Fetuli	0/0
		1/	XXX	...
		1/	XXX	...