



# BYU FOOTBALL

GAME 4 | BYU at Colorado | Saturday, Sept.27 | 8:15 p.m. MT | Boulder, Colorado | Folsom Field | ESPN | BYU Radio | www.BYUCougars.com

## BROADCAST INFO

TV, Kickoff time . . . . .ESPN, 8:15 p.m. MT  
 Mark Jones, Roddy Jones, Quint Kessenich  
 BYU Radio . . . . .BYURadio SiriusXM 143/BYURadio.org,  
 BYU Radio App/KSL 1160 AM/102.7 FM,  
 Greg Wrubell (PxP), Hans Olsen (analyst), , Mitchell Juergens (sideline)  
 Radio start. . . . . 6:00 p.m. MT  
 TV Pregame show . . . . .BYUtv, 6:00 p.m. MT

## COLORADO


2-2 OVERALL 0-1 BIG 12 (2-1 HOME, 0-1 AWAY)

**Head Coach . . . . . Deion Sanders (3rd year)**  
 Alma Mater . Florida State (1985-89), Talladega College (2020)  
 Career Record . . . . . 42-20  
 Record at Colorado . . . . . 15-14  
 Sanders vs. BYU . . . . . 0-1

## 25BYU COUGARS

3-0 OVERALL 0-0 BIG 12 (2-0 HOME, 1-0 AWAY)

**Head Coach . . . . . Kalani Sitake (10th year)**  
 Alma Mater . . . . .BYU, 2000  
 Career Record . . . . .75-43  
 Record at BYU . . . . . same  
 Sitake vs. Colorado . . . . .1-0



## 2025 SCHEDULE (local times)

| DATE  | DATE  | OPPONENT  | TIME/RESULT | TV |
|-------|---|-----------|-------------|----|
| 8/30  | Portland State  | W 69-0    | ESPN+       |    |
|       | BYU scored nine touchdowns, including five total from true freshman QB Bear Bachmeier (3 passing/2 rushing) in dominant victory. The Cougars rolled up 606 yards to remain undefeated against the FCS.      |           |             |    |
| 9/6   | Stanford  | W 27-3    | ESPN        |    |
|       | The Cougars defense dominated the game, allowing just 161 total yards and 19 rushing yards to the Cardinal. The defense also forced four turnovers and BYU handled Stanford 27-3.                           |           |             |    |
| 9/20  | at East Carolina  | W 34-13   | ESPN2       |    |
|       | The defense and CB Evan Johnson got it started with a pick-six to end the first half and the offense put up another 20 in the second half to close out the Pirates 34-13 on the road in Greenville.         |           |             |    |
| 9/27  | at Colorado   | 8:15 p.m. | ESPN        |    |
|       | A rematch of the 2024 Alamo Bowl between BYU and Colorado, the two schools meet for the Big 12 conference opener for the Cougars. BYU won the bowl game big, 36-14 in San Antonio, Texas.                   |           |             |    |
| 10/3  | West Virginia   | 8:30 p.m. | ESPN        |    |
|       | The Mountaineers will make their first trip to LaVell Edwards Stadium for a Friday night matchup under the lights. The two schools met in Morgantown in 2023 with West Virginia beating the Cougars.        |           |             |    |
| 10/11 | at Arizona  | TBA       | TBA         |    |
|       | BYU heads to Tucson for the 16th time in program history and first since 2018. The Cougars won last year's game in Provo as part of the Fox Big Noon Kickoff with a 41-19 victory.                          |           |             |    |
| 10/18 | Utah  | TBA       | TBA         |    |
|       | Rivalry week comes early again in 2025 with the matchup with Utah in October. BYU edged the Utes last year with a 22-21 victory with a last minute field goal to remain unbeaten at 9-0.                    |           |             |    |
| 10/25 | at Iowa State   | TBA       | TBA         |    |
|       | The Cougars travel to Ames, Iowa for their third trip to visit the Cyclones and first since 1974. Iowa State rolled up BYU 45-13 in 2023 at LaVell Edwards Stadium in the Cougars first year in the Big 12. |           |             |    |
| 11/8  | at Texas Tech   | TBA       | TBA         |    |
|       | BYU last went to Lubbock in 1940 and return to face Texas Tech after the Cougars' second bye of the 2025 season. BYU beat the Red Raiders in 2023 by a score of 27-13 in Provo.                             |           |             |    |
| 11/15 | TCU   | TBA       | TBA         |    |
|       | The Horned Frogs come to Provo for the first time since 2009 when both schools were members of the Mountain West Conference. BYU fell to TCU 44-11 in 2023 in Fort Worth.                                   |           |             |    |
| 11/22 | at Cincinnati   | TBA       | TBA         |    |
|       | BYU travels back to Cincinnati after facing them in 2016 on the road. The Bearcats were the Cougars first Big 12 victory in 2023, winning 35-27 at LaVell Edwards Stadium.                                  |           |             |    |
| 11/29 | UCF   | TBA       | TBA         |    |
|       | UCF gets a Thanksgiving weekend matchup in Provo to end the regular season. The Cougars beat the Knights 37-24 in Orlando last year and have not been to LaVell Edwards Stadium since 2011.                 |           |             |    |

## STORYLINES

**THE SERIES.** BYU and Colorado are meeting for the 14th time in the series, with the Cougars trailing 4-8-1. The two schools met recently to conclude the 2024 season at the Valero Alamo Bowl. BYU won the bowl game less than nine months ago with a 36-14 victory to cap off the Cougars 11-2 season. The last time BYU visited Boulder was in 1981 and BYU won 41-20 over the Buffs. Jim McMahon threw for three touchdowns and Steve Young threw two more in relief. The two schools used to be in the same conference long ago, spending time together in the Rocky Mountain and Mountain States conferences from the 1920s to 1940s.

**YEAR 3 IN BIG 12.** BYU begins its third season in the Big 12 Conference after taking a big leap in year two to compete for the league title. After a 5-7 overall finish in 2023 and a 2-7 mark in the Big 12, the Cougars flipped the script in 2024 by going 11-2 and 7-2 in the Big 12, tied for first place in the conference with Arizona State, Iowa State and Colorado. Now BYU starts its third lap in the Big 12, making road trips in league for the first time to Colorado, Arizona, Iowa State, Texas Tech and Cincinnati. In the Big 12, the Cougars host West Virginia, Utah, TCU and UCF. BYU is playing its first league game of the year in 2025 at Colorado. The Cougars are 1-1 in their Big 12 openers the past two seasons since joining the league, beating No. 13 Kansas State last season and falling to Kansas in 2023.

**IN SEARCH OF 4-0 STARTS.** With a win over Colorado, BYU would move to 4-0 to start the season for fourth time under Kalani Sitake. It would also be back-to-back 4-0 starts for just the second time at BYU. The other back-to-back took place under Sitake in 2020 and 2021. In its history, BYU has had 11 4-0 starts, with three of them coming from Kalani Sitake coached teams.

**PERFECT NON-CONFERENCE SCHEDULE.** Now in its third year in the Big 12, BYU has yet to lose a non-conference game (9-0). This season BYU won all three games again after defeating Portland State, Stanford and East Carolina to stay unbeaten in the non-conference schedule before entering Big 12 play.

**COMPETING AS A RANKED TEAM.** BYU entered both polls for the first time in 2025 on Sunday, coming in at No. 25 in the AP Top 25 and 24 in the AFCA Coaches Poll. BYU is 28-9 under head coach Kalani Sitake when playing as a ranked AP team. The appearance in the AP poll is the 293rd overall by the Cougars in program history, which is tied for 34th among all teams. Overall, four Big 12 teams are currently ranked in the AP Top 25 with Texas Tech (12), Iowa State (14), TCU (24) and BYU (25). Utah, Arizona State and UCF are all receiving votes in the AP Top 25.

## COLORADO

|       |                         |       |
|-------|-------------------------|-------|
| 27.0  | Scoring Offense         | 43.3  |
| 22.5  | Scoring Defense         | 5.3   |
| 19.5  | First Downs             | 22.0  |
| 141.3 | Rushing Offense         | 265.7 |
| 214.8 | Rushing Defense         | 44.3  |
| 233.8 | Passing Offense         | 186.3 |
| 214.8 | Passing Defense         | 161.0 |
| 375.0 | Total Offense           | 452.0 |
| 409.3 | Total Defense           | 205.4 |
| 25.9  | Kickoff Return          | 30.0  |
| 12.3  | Punt Return             | 12.5  |
| 45.8  | Penalties (Y/P/G)       | 63.7  |
| 39.5  | Net Punting             | 45.5  |
| 27:56 | Time of Possession      | 33:39 |
| 39.6  | 3rd Down %              | 47.4  |
| 75.0  | 4th Down %              | 50.0  |
| 6-29  | Sacks-Yards             | 7-61  |
| 9-59  | Sacks Allowed           | 3-18  |
| 88.9  | Red Zone %              | 93.4  |
| 1890  | First Year of Football  | 1922  |
| 735   | Wins                    | 629   |
| 8     | 10-Win Seasons          | 19    |
| 31    | Bowl Games              | 41    |
| 26    | Conference Titles       | 23    |
| 1     | National Titles         | 1     |
| 315   | Weeks in AP Poll        | 293   |
| 7     | Weeks at No. 1          | 4     |
| 32    | Consensus All-Americans | 14    |
| 1     | Heisman Winners         | 1     |
| 278   | NFL Draft Picks         | 152   |
| 25    | First Round Picks       | 12    |

## TABLE OF CONTENTS

|                               |       |
|-------------------------------|-------|
| Media Information             | 2     |
| Opponent Info                 | 6     |
| About the Program             | 3     |
| University, Church & Missions | 4     |
| Big 12/Polls                  | 5     |
| Opponent Info                 | 6     |
| Roster/Pronunciation          | 7     |
| Depth Chart                   | 8     |
| Scoring Drives/Superlatives   | 9     |
| By the Numbers                | 10-11 |
| Offensive Player Notes        | 12-15 |
| Defensive Player Notes        | 16-19 |
| Kalani Sitake                 | 20    |
| Coaching Staff                | 21    |
| The Last Time                 | 22-23 |
| Box Scores                    | 24-26 |
| Season Stats                  | 27    |

## LIVE GAME NOTES

For live in-game notes, milestones and interesting facts, follow @BYUGameNotes during the game on X.

BYU FOOTBALL  
GAME DAY  
MEDIA CENTER





**ATHLETIC COMMUNICATIONS CONTACTS**

Assistant AD—Strategic Football Communications Brett Pyne  
 Cell . . . . . 801-367-1631  
 Email . . . . . brett\_pyne@byu.edu  
 Director of FB Media Relations (Interviews/Credentials) . . . . . Kenny Cox  
 Cell . . . . . 801-420-7703  
 Email . . . . . kenny\_cox@byu.edu  
 Sr. Assistant AD—Broadcast Relations (Sideline) . . . . . Duff Tittle  
 Cell . . . . . 801 372-4401  
 Email . . . . . duff\_tittle@byu.edu  
 Associate AD - Communications and Media Strategy  
 (Athletic Director, Administration Requests) . . . . . Jon McBride  
 Email . . . . . jonathanmcbride@byu.edu  
 LaVell Edwards Stadium Press Box . . . . . 801-422-2609  
 Website . . . . . www.byucougars.com  
 Twitter . . . . . @BYUfootball, @BYUgamenotes  
 Facebook . . . . . facebook.com/byufootball  
 Address . . . . . SAB 331, Provo, UT 84602

**2025 QUICK FACTS**

Location . . . . . Provo, Utah 84602  
 Elevation . . . . . 4,553 feet  
 Enrollment . . . . . 34,737  
 Founded . . . . . October 16, 1875  
 Owned . . . . . The Church of Jesus Christ of Latter-day Saints  
 Nickname . . . . . Cougars  
 Mascot . . . . . Cosmo the Cougar  
 Colors . . . . . Blue and White  
 Stadium . . . . . LaVell Edwards Stadium (62,073)  
 Surface . . . . . Natural Grass  
 BYU President . . . . . Shane Reese (BYU, 1994)  
 Athletics Director . . . . . Brian Santiago (Fresno State, 1995)  
 Head Coach . . . . . Kalani Sitake (BYU, 2000)  
 Seasons . . . . . 10th year  
 Career Record . . . . . 75-43  
 Record at BYU . . . . . Same  
 Defensive Set . . . . . Multiple  
 Offensive Set . . . . . Multiple  
 2025 Record . . . . . 3-0  
 2025 AP Ranking/high . . . . . RV/RV  
 Lettermen Returning/Lost . . . . . 44/31  
 Offensive Letterman R/L . . . . . 15/15  
 Defensive Lettermen R/L . . . . . 27/12  
 Specialist Lettermen R/L . . . . . 2/3  
 Total Starters Ret./Lost . . . . . 14/10  
 Offensive Starters Ret./Lost . . . . . 6/5  
 Defensive Starters Ret./Lost . . . . . 6/5  
 Kicker/Punter Starters Ret./Lost . . . . . 2/0  
 National Championships . . . . . 1 (1984)  
 Conference Championships . . . . . 23 (last 2007)\*  
 Bowl Appearances . . . . . 41  
 Bowl Record . . . . . 18-22-1  
 Last Bowl Appearance . . . . . 2024 Alamo Bowl  
 Last Bowl Victory . . . . . 2024 Alamo Bowl W, 36-14 vs. No. 23 Colorado  
 First Year of Football . . . . . 1922  
 Total games played . . . . . 1,101  
 All-time Record . . . . . 629-445-26 (.583)  
 Total home games . . . . . 501  
 All-time Home Record . . . . . 345-150-6 (.695)  
 Total games at Edwards Stadium . . . . . 352  
 Stadium Record . . . . . 267-86 (.759)  
 Total road games . . . . . 539  
 All-time Road Record . . . . . 253-267-19 (.487)  
 Total neutral games . . . . . 61  
 All-time Neutral Record . . . . . 32-28-1 (.533)  
 Total games in the Big 12 . . . . . 18  
 All-time Big 12 Record . . . . . 9-9



**BRETT PYNE**  
 Associate AD—Strategic Football Communications  
 (Coach Sitake, Visiting Team)  
 Office: (801) 422-4912  
 Cell: (801) 367-1631  
 Email: brett\_pyne@byu.edu  
 @brettpyne



**KENNY COX**  
 Assistant AD—Media Relations & Communications  
 (Interview Requests, Credentials)  
 Office: (801) 422-5202  
 Cell: (801) 420-7703  
 Email: kenny\_cox@byu.edu  
 @kennycoc



**DUFF TITTLE**  
 Sr. Assistant AD—Broadcast Relations  
 (Sideline)  
 Office: (801) 422-4910  
 Cell: (801) 372-4401  
 Email: duff\_tittle@byu.edu  
 @dufftittle

**MEDIA AVAILABILITY — SUBJECT TO CHANGE**

|  |   |  |  |  |  |
|--|---|--|--|--|--|
| <b>MON 9/22</b><br>12:00 p.m. MT<br>Head coach Kalani Sitake availability via Zoom<br><br>12 p.m. MT<br>Coordinators' Corner Show<br>BYUtv.org, BYUtv App, BYUradio App, ESPN+ | <b>TUE 9/23</b><br>5:10 p.m. MT<br>Defense/<br>Coaches and Players available after practice<br><br>6:30 p.m. MT<br>BYU Football with Kalani Sitake<br>BYUtv App, BYUtv.org, ESPN+ | <b>WED 9/24</b><br>5:00 p.m. MT<br>Offense<br>Coaches and Players available after practice | <b>THU 9/25</b><br>No media availability | <b>FRI 9/26</b><br>No media availability | <b>SAT 9/27</b><br>BYU at Colorado<br>Folsom Field<br>8:15 p.m. MT<br>ESPN<br>Head coach Kalani Sitake and select players available at postgame press conference |
|--|---|--|--|--|--|

[View the 2025 BYU FOOTBALL ALMANAC](#)



**WEEKLY GAME NOTES**

Thank you for your coverage of BYU football for the 2025 season. These game notes have been designed to provide local, regional and national media with useful information about the BYU football program, specific to this week's game. Additional information on BYU's history and tradition, along with much more in-depth team information can be found at BYUCougars.com. Should you need additional information such as photographs, video or other inquiries, please contact a member of the BYU Athletic Communications staff.

**SOCIAL MEDIA**

BYU Athletics X: @BYUCougars  
 BYU Football X: @BYUfootball  
 BYU Game Notes X: @BYUgamenotes (Follow this account for the most up-to-date notes and milestones during games)  
 BYU Athletic Communications: @BYUCougarsPR (Follow this account for news and press releases)  
 Instagram: BYUCougars, BYUfootball  
 Facebook: BYU Football  
 Head coach Kalani Sitake X: @kalanifisitake  
 Use the hashtags: #BYUfootball #GoCoug

**BYUCOUGARS.COM**

Please visit byucougars.com for press releases, updated player and coach bios, statistics, game notes, press conference transcripts and schedules. In addition, the site features numerous video highlights, interviews and features posted daily. On game day, use BYUCougars.com/pressbox

**COLLEGE PRESS BOX**

Collegepressbox.com is the official media website for BYU football and all FBS schools. Users may access and download weekly game notes, quotes, statistics, media guides, headshots, logos and more for BYU and other FBS schools. Login information will be distributed to accredited media or you can apply for a password by sending an email to password@collegepressbox.com.

**LIVE RADIO AND STREAMING**

Listen to Greg Wrubell, Hans Olsen and Mitchell Juergens as they present radio play-by-play on BYU Radio. Broadcasts can be heard via BYU Radio SiriusXM 143/KSL Newsradio 1160 AM/102.7 FM and network affiliates in Utah and Idaho. Live audio is also streamed at BYURadio.org and on the BYU Radio App.

**BYUtv PREGAME AND POSTGAME SHOWS**

Watch the football pregame show Countdown to Kickoff two hours before every kickoff and after the game tune into BYU Football Postgame on BYUtv and byutv.org.

**MEDIA AVAILABILITY**

If you have a specific interview request for the week's availability sessions for defense and offense send to Kenny Cox (kenny\_cox@byu.edu) no later than 24 hours before each media availability session. The requests help determine the interviews for the week in the general zoom or smaller group or individual Zoom depending on the requests and the player/coach availability. Interview requests for director of athletics Tom Holmoe or any other member of the athletic administration should be directed to associate director of athletics for communications Jon McBride at jonathanmcbride@byu.edu.

**POSTGAME MEDIA AVAILABILITY**

After home games, postgame press conference will be conducted in person at LaVell Edwards Stadium. At the discretion of the visiting team, opponent interviews will be conducted in person in the visiting media room. Coach Sitake and select players will be available following the NCAA mandatory cooling off period. A direct video feed will also be sent to the press box from the BYU postgame press conference. A basic transcript of Sitake's comments from the postgame press conference will be provided with additional player quotes upon availability. For road games, BYU will conduct interviews in-person as directed by site host.

**POLICY REMINDERS**

Other than during the recognized interview times indicated, interviews and information inquiries must be initiated and arranged through the Athletic Communications office prior to being conducted. Media members should not contact directly BYU players, coaches, support staff or other athletic department personnel for any reason. Some players may not be available depending on circumstances such as classes, exams or other obligations. We support and maintain the philosophy that reports submitted via blog, Twitter or any other form of social media or mass communication should maintain the same standards of professional conduct, judgment and ethics as would any reports broadcast or published by your organization under the scrutiny of standard professional editorial guidelines and principles. We request your cooperation in our efforts to maintain a professional environment.



## BYU FOOTBALL TRADITION

- Entering 2025, the Cougars rank **for No. 9 in total wins over the past 50 seasons, winning 435 games.** Only Ohio State, Alabama, Oklahoma, Georgia, Florida State, Michigan, Penn State and Nebraska have won more games.
- **BYU is No. 9 nationally in winning percentage over the last 5 seasons at 45-18 (.714).** Only Georgia, Ohio State, Alabama, Michigan, Notre Dame, Oregon, Clemson and Liberty top the Cougars' .714 mark since 2020.
- **BYU ranks No. 24 in bowl invitations with 41 games.**
- The Cougars have also spent 292 weeks in the Associated Press Top 25, **No. 34 overall in college football.**
- BYU boasts **23 total conference championships** in its history, which **ranks tied No. 17 in college football.**
- Players at BYU have **won the Heisman Trophy (1), Maxwell Award (1), Doak Walker Award (1), Outland Trophy (2), Sammy Baugh (7) and Davey O'Brien Awards (4).** Only Ohio State, Penn State and Alabama have also won each of those awards.
- BYU has had **14 consensus All-Americans** and touts **seven College Football Hall of Fame members**, including legendary head coach LaVell Edwards.
- **BYU won the 1984 National Championship**, one of just 42 schools to claim a title.
- The Cougars have **17 players currently on NFL rosters.** Those 17 include **Fred Warner (49ers)**, who just signed a three-year 63-million dollar extension, making him the league's highest paid linebacker again. **Wide receiver Puka Nacua (Rams)**, followed up his record-setting rookie year with 990 receiving yards in just 11 games due to injury. He has caught 184 balls for 2,476 yards his first two years in the NFL.
- **Kansas City head coach Andy Reid is also a BYU football alum (78-80)**, playing offensive line for the Cougars and getting his coaching start under LaVell Edwards. Reid is coming off of three consecutive Super Bowl appearances, winning back-to-back Super Bowl rings before coming up short of a third last season. Reid is the NFL's active leader with 273 career regular-season wins, 28 postseason wins and is **No. 4 in all-time wins in the NFL.**

## FORMER PLAYERS ON STAFF

There are 15 former BYU football players on the football and athletic administration staff. Members of the staff were part of Cougar teams that won the 1980 "Miracle Bowl," the 1984 National Championship, 1996 Cotton Bowl along with many other accolades.

|                 |       |             |                                     |
|-----------------|-------|-------------|-------------------------------------|
| Kalani Sitake   | RB/FB | 1994, 97-00 | Head Football Coach                 |
| Chad Lewis      | TE    | 1993-96     | Associate AD/Development            |
| Lee Johnson     | P     | 1980-84     | Assistant Development Director      |
| Robbie Bosco    | QB    | 1981-85     | Varsity Club/Development            |
| Aaron Roderick  | WR    | 1996-98     | Pass Game Coordinator/Quarterbacks  |
| Kevin Gilbride  | QB    | 1998        | Tight Ends                          |
| Jernaro Gilford | DB    | 1999-03     | Cornerbacks                         |
| Justin Ena      | LB    | 1997-01     | Linebackers                         |
| Kelly Poppinga  | LB    | 2006-07     | Special Teams Coordinator/DE        |
| Harvey Unga     | RB    | 2006-09     | Running backs                       |
| Jack Damuni     | DB    | 1993-94     | Director of Football Relations      |
| Vince Feula     | DL    | 2004-05     | Director of Recruiting              |
| Gavin Fowler    | DB    | 2011, 14-18 | Assistant Safeties Coach            |
| Coleby Clawson  | LB    | 2008-09     | Director of FB Athletic Performance |
| Terrance Motley | OL    | 2011        | Director of FB Rehabilitation       |

## REMEMBERING LAVELL EDWARDS

Legendary BYU head football coach LaVell Edwards passed away Dec. 29, 2016 at the age of 86 surrounded by his wife Patti and their family.

Edwards, a coaching icon in college football, led the Cougars for **29 seasons from 1972 to 2000. He amassed 257 victories**, which ranks eighth in NCAA Division I history. In addition, Edwards led BYU to the **1984 National Championship** and was inducted into the **College Football Hall of Fame** in 2004. Before Edwards, BYU had won just 173 games in over 49 seasons and had never been to a bowl game. Since Edwards, the Cougars have won **457 games and attended 41 bowl games.**

Known for his stoic sideline demeanor and quick-witted humor, Edwards was once labeled by USA Today as a "national coaching treasure." Beloved not only in coaching circles and all of Cougar Nation, but especially by the many hundreds of players under his tutelage, including current head coach Kalani Sitake who was a fullback and team captain for the Cougars.

## LEADERSHIP COUNCIL


BYU named its captains and co-captains to make up the team's leadership council prior to the season opener.

### CAPTAINS

RB LJ Martin,  
WR Chase Roberts  
LB Jack Kelly  
DT Keanu Tanuvasa  
S Tanner Wall

### CO-CAPTAINS

QB Bear Bachmeier, OL Andrew Gentry, OL Weylin Lapuaho, OL Bruce Mitchell, TE Carsen Ryan, S Talan Alfrey, CB Mory Bamba, S Raider Damuni, LB Isaiah Glasker, DE Logan Lutui, DT John Taumoepeau and K Will Ferrin.



## LAVELL EDWARDS STADIUM

LaVell Edwards Stadium with its 62,073-seat capacity is home to BYU football. Originally Cougar Stadium, it was built in 1964 and seated 30,000. It was expanded in 1982 to seat 65,000 permanent seats before official capacity became 63,470 after various refurbishments. In 2024, new seating renovations and other upgrades changed capacity to 62,073. It was renamed LaVell Edwards Stadium in 2000 at Coach Edwards' final home game of his career.

**Stadium record: 267-86 (.759) 2025: 2-0**





**SHANE REESE**  
University President

C. Shane Reese began his tenure as the 14th president of Brigham Young University on May 1, 2023. Prior to his appointment, he served as BYU Academic Vice President from 2019 to 2023, and dean of the BYU College of Physical and Mathematical Sciences from 2017 to 2019. Reese also serves as a member of the Department of Statistics faculty and an elected fellow of the American Statistical Association.

**BYU**  
**150**

October 2025 marks the 150th anniversary of the founding of Brigham Young University. As a campus community, we are excited to both honor our past and envision our future, to remember the many people who have built this school into what it is, and to celebrate and share the divine gifts of light that BYU cultivates in all of us. For all things BYU 150, visit [150.byu.edu](http://150.byu.edu).



**BYU'S HISTORY**

The establishment of the Brigham Young Academy in 1875 offered an academically stimulating and gospel-oriented education to 29 students. The one-acre school grounds presided over by Karl G. Maeser have since developed into nearly 600 acres and more than 300 buildings. From its inception, the goal of Brigham Young University has been to offer "a new kind of education" for Zion, one based on precepts "revealed by the Lord," as Maeser once remarked. Today, BYU provides an outstanding education in an atmosphere consistent with the standards and principles of its sponsor, The Church of Jesus Christ of Latter-day Saints. The University is widely recognized for its deep commitments to inspired religious values and rigorous intellectual learning.



**BYU MISSION STATEMENT**

The mission of Brigham Young University — founded, supported, and guided by The Church of Jesus Christ of Latter-day Saints — is to assist individuals in their quest for perfection and eternal life. That assistance should provide a period of intensive learning in a stimulating setting where a commitment to excellence is expected and the full realization of human potential is pursued.

All instruction, programs, and services at BYU, including a wide variety of extracurricular experiences, should make their own contribution toward the balanced development of the total person. Such a broadly prepared individual will not only be capable of meeting personal challenge and change but will also bring strength to others in the tasks of home and family life, social relationships, civic duty, and service to mankind.

**AIMS OF A BYU EDUCATION**

BYU seeks to develop students of faith, intellect, and character who have the skills and the desire to continue learning and to serve others throughout their lives. These are the common aims of all education at BYU. Both those who teach in the classroom and those who direct activities outside the classroom are responsible for contributing to this complete educational vision. A BYU education should be:

- Spiritually Strengthening
- Intellectually Enlarging
- Character Building
- Leading to Lifelong Learning and Service

**MISSIONARY SERVICE**

Brigham Young University is owned and operated by The Church of Jesus Christ of Latter-day Saints and the missionary program is one of its most recognized characteristics. Latter-day Saint missionaries can be seen on the streets of hundreds of major cities in the world as well as in thousands of smaller communities.

The missionary effort is based on the New Testament pattern of missionaries serving in pairs, teaching the gospel and baptizing believers in the name of Jesus Christ (see, for example, the work of Peter and John in the book of Acts).

**56 members of the current team have served a Latter-Day Saint mission.** Members of the team have served in **22 different countries**, speak as **more than 10 languages** and have served on **six of the seven continents around the globe.** BYU currently has several members of the team (previous signees or on roster) that are currently serving in the mission field.

More than **74,000 full-time missionaries** are serving missions for The Church of Jesus Christ of Latter-day Saints. Most missionaries are young people under the age of 25, serving in **407 missions throughout the world.**

**2025 MISSIONARIES ON TEAM**

- |                      |   |
|----------------------|---|
| Brigham Alexander    | Buenos Aires, Argentina - Spanish         |
| Berkley Alfrey       | Buenos Aires, Argentina - Spanish         |
| Talan Alfrey         | Uruguay - Spanish                         |
| Siosefa Brown        | New York, New York                        |
| Crew Clark           | Mesa, Arizona                             |
| Hunter Clegg         | Armenia/Georgia - Armenian                |
| Cole Clement         | Praia, Cape Verde - Portuguese            |
| Jovesa Damuni        | Santiago, Chile - Spanish                 |
| Raider Damuni        | Oakland, California - Tongan              |
| Cannon DeVries       | Houston, Texas                            |
| Joseph Douglas       | Osorno, Chile - Spanish                   |
| Matthias Dunn        | Cordoba, Argentina - Spanish              |
| Ethan Erickson       | Tokyo, Japan - Japanese                   |
| Will Ferrin          | Vancouver, Canada                         |
| Lucky Finau          | Birmingham, Alabama                       |
| Andrew Gentry        | Orem, Utah - Spanish                      |
| Isaiah Glasker       | Montevideo, Uruguay - Spanish             |
| Jake Griffin         | Durban, South Africa                      |
| Cole Hagen           | Washington, DC - Spanish                  |
| Cody Hagen           | San Bernardino, California - Mandarin     |
| Sione Hingano        | Roseville, California                     |
| Jarinn Kalama        | Mexico - Spanish                          |
| Ace Kaufusi          | San Jose, California                      |
| Justin Kirkland      | Honolulu, Hawaii                          |
| Kason Krebs          | Boston, Massachusetts - Portuguese        |
| Jeff Lewis           | Cauayan, Philippines - Tagalog            |
| Austin Leausa        | Cauayan, Philippines - Tagalog            |
| Logan Lutui          | Auckland, New Zealand - Tongan            |
| Orion Maile-Kaufusi  | Oakland, California                       |
| Sonny Makasini       | Nuku'alofa, Tonga - Tongan                |
| Marcus McKenzie      | Little Rock, Arkansas                     |
| Dominique McKenzie   | Atlanta, Georgia                          |
| Maverick McManus     | Washington, DC                            |
| Charles Miska        | San Francisco, California - Spanish       |
|                      | ish                                       |
| Bruce Mitchell       | Seattle, Washington                       |
| Sione Moa            | Kingston, Jamaica - Patwa                 |
| Noah Moeaki          | Belem, Brazil - Portuguese                |
| Enoch Nawahine       | Lusaka, Zambia - Chichewa                 |
| Keayen Nead          | Santiago, Chile - Spanish                 |
| Trevor Pay           | Birmingham, Alabama                       |
| Logan Payne          | Cali, Columbia - Spanish                  |
| Viliani Po'uha       | Birmingham, Alabama                       |
| Rowan Reay           | Rome, Italy - Italian                     |
| Preston Rex          | Osorno, Chile - Spanish                   |
| Chase Roberts        | Calgary, Canada - Tagalog                 |
| Trey Roberts         | Raleigh, NC/Cochabamba, Bolivia - Spanish |
| Bodie Schoonover     | Cape Town, South Africa                   |
| Fuller Shurtz        | Veracruz, Mexico - Spanish                |
| Keanu Tanuvasa       | Provo, Utah                               |
| Ethan Thomason       | Independence, Missouri                    |
| Payton VansteenKiste | St. Louis, Missouri                       |
| Tanner Wall          | Maceio, Brazil - Portuguese               |
| Pierson Watson       | Buenos Aires, Argentina - Spanish         |
| Ethan Wood           | Merida, Mexico - Spanish                  |
| Will Zundel          | Luanda, Angola - Portuguese               |

**COACHES WHO SERVED MISSIONS**

- |                |                            |
|----------------|----------------------------|
| Kalani Sitake  | Oakland, California        |
| Jay Hill       | Puerto Rico - Spanish      |
| Aaron Roderick | Bogota, Colombia - Spanish |
| Fesi Sitake    | Riverside, California      |
| Kelly Poppinga | Ecuador - Spanish          |
| Sione Po'uha   | Pittsburgh, Pennsylvania   |



Linebacker Ace Kaufusi served in San Jose, California



## BIG 12 STANDINGS

| TEAM           | BIG 12 | PCT.  | HOME | AWAY | NEUTRAL | STREAK | OVERALL | PCT.  | HOME | AWAY | NEUTRAL | STREAK |
|----------------|--------|-------|------|------|---------|--------|---------|-------|------|------|---------|--------|
| Iowa State     | 1-0    | 1.000 | 0-0  | 0-0  | 1-0     | W1     | 4-0     | 1.000 | 2-0  | 1-0  | 1-0     | W4     |
| Texas Tech     | 1-0    | 1.000 | 0-0  | 1-0  | 0-0     | W1     | 4-0     | 1.000 | 3-0  | 1-0  | 0-0     | W4     |
| Houston        | 1-0    | 1.000 | 1-0  | 0-0  | 0-0     | W1     | 3-0     | 1.000 | 2-0  | 1-0  | 0-0     | W3     |
| Arizona State  | 1-0    | 1.000 | 0-0  | 1-0  | 0-0     | W1     | 3-1     | .750  | 2-0  | 1-1  | 0-0     | W2     |
| Kansas         | 1-0    | 1.000 | 1-0  | 0-0  | 0-0     | W1     | 3-1     | .750  | 3-0  | 0-1  | 0-0     | W1     |
| Arizona        | 0-0    | .000  | 0-0  | 0-0  | 0-0     |        | 3-0     | 1.000 | 3-0  | 0-0  | 0-0     | W3     |
| BYU            | 0-0    | .000  | 0-0  | 0-0  | 0-0     |        | 3-0     | 1.000 | 2-0  | 1-0  | 0-0     | W3     |
| UCF            | 0-0    | .000  | 0-0  | 0-0  | 0-0     |        | 3-0     | 1.000 | 3-0  | 0-0  | 0-0     | W3     |
| TCU            | 0-0    | .000  | 0-0  | 0-0  | 0-0     |        | 3-0     | 1.000 | 2-0  | 1-0  | 0-0     | W3     |
| Cincinnati     | 0-0    | .000  | 0-0  | 0-0  | 0-0     |        | 2-1     | .667  | 2-0  | 0-0  | 0-1     | W2     |
| Oklahoma State | 0-0    | .000  | 0-0  | 0-0  | 0-0     |        | 1-2     | .333  | 1-1  | 0-1  | 0-0     | L2     |
| Utah           | 0-1    | .000  | 0-1  | 0-0  | 0-0     | L1     | 3-1     | .750  | 1-1  | 2-0  | 0-0     | L1     |
| Baylor         | 0-1    | .000  | 0-1  | 0-0  | 0-0     | L1     | 2-2     | .500  | 1-2  | 1-0  | 0-0     | L1     |
| Colorado       | 0-1    | .000  | 0-0  | 0-1  | 0-0     | L1     | 2-2     | .500  | 2-1  | 0-1  | 0-0     | W1     |
| West Virginia  | 0-1    | .000  | 0-0  | 0-1  | 0-0     | L1     | 2-2     | .500  | 2-0  | 0-2  | 0-0     | L1     |
| Kansas State   | 0-1    | .000  | 0-0  | 0-0  | 0-1     | L1     | 1-3     | .250  | 1-1  | 0-1  | 0-1     | L2     |

## BIG 12 BIOGRAPHY

The Big 12 enters its 30th year as one of the nation’s premier conferences in college athletics under the leadership of Commissioner Brett Yor-mark. Since joining the Conference in August 2022, Yormark has elevated the Big 12 to new heights, emphasizing marketing, brand building and instilling an innovative strategy that has resonated across the college athletics landscape.

The Conference is composed of 16 universities spanning 10 states and four time zones. The Big 12 members include Arizona, Arizona State, Baylor, BYU, UCF, Cincinnati, Colorado, Houston, Iowa State, Kansas, Kansas State, Oklahoma State, TCU, Texas Tech, Utah and West Virginia.

The Big 12 began play in 1996 and is the home of 91 team NCAA national championships, and 775 individual national champions. The Big 12 Conference office is located in Irving, Texas.

## 2025 COLLEGE FOOTBALL RANKINGS (AP, COACHES)

### AP Top 25

| RK | TEAM            | REC | PTS  | TREND |
|----|-----------------|-----|------|-------|
| 1  | Ohio State (52) | 3-0 | 1629 | -     |
| 2  | Miami (7)       | 4-0 | 1479 | ↑2    |
| 3  | Penn State (5)  | 3-0 | 1460 | ↓1    |
| 4  | LSU             | 4-0 | 1433 | ↓1    |
| 5  | Georgia         | 3-0 | 1420 | -     |
| 6  | Oregon (1)      | 4-0 | 1404 | -     |
| 7  | Oklahoma (1)    | 4-0 | 1194 | ↑4    |
| 8  | Florida State   | 3-0 | 1183 | ↓1    |
| 9  | Texas A&M       | 3-0 | 1072 | ↑1    |
| 10 | Texas           | 3-1 | 1057 | ↓2    |
| 11 | Indiana         | 4-0 | 990  | ↑8    |
| 12 | Texas Tech      | 4-0 | 890  | ↑5    |
| 13 | Ole Miss        | 4-0 | 843  | -     |
| 14 | Iowa State      | 4-0 | 779  | ↓2    |
| 15 | Tennessee       | 3-1 | 635  | -     |
| 16 | Georgia Tech    | 4-0 | 598  | ↑2    |
| 17 | Alabama         | 2-1 | 595  | ↓3    |
| 18 | Vanderbilt      | 4-0 | 546  | ↑2    |
| 19 | Michigan        | 3-1 | 458  | ↑2    |
| 20 | Missouri        | 4-0 | 452  | ↑3    |
| 21 | USC             | 4-0 | 264  | ↑4    |
| 22 | Notre Dame      | 1-2 | 219  | ↑2    |
| 23 | Illinois        | 3-1 | 145  | ↓14   |
| 24 | TCU             | 3-0 | 138  | NR    |
| 25 | BYU             | 3-0 | 131  | NR    |

Complete Rankings

Others receiving votes: Auburn 122, Mississippi State 102, South Florida 77, Utah 45, Arizona State 30, Memphis 23, Louisville 23, Maryland 6, UNLV 3, UCF 3, North Texas 2

Dropped from rankings: Utah 16, Auburn 22

### AFC A Coaches Poll

| RK | TEAM            | REC | PTS  | TREND |
|----|-----------------|-----|------|-------|
| 1  | Ohio State (61) | 3-0 | 1667 | -     |
| 2  | Penn State (3)  | 3-0 | 1552 | -     |
| 3  | Georgia (1)     | 3-0 | 1497 | -     |
| 4  | LSU             | 4-0 | 1458 | -     |
| 5  | Oregon (1)      | 4-0 | 1442 | -     |
| 6  | Miami (1)       | 4-0 | 1399 | -     |
| 7  | Texas           | 3-1 | 1209 | -     |
| 8  | Florida State   | 3-0 | 1100 | ↑1    |
| 9  | Texas A&M       | 3-0 | 1043 | ↑1    |
| 10 | Oklahoma        | 4-0 | 1024 | ↑2    |
| 11 | Ole Miss        | 4-0 | 996  | -     |
| 12 | Indiana         | 4-0 | 915  | ↑5    |
| 13 | Iowa State      | 4-0 | 870  | -     |
| 14 | Texas Tech      | 4-0 | 807  | ↑2    |
| 15 | Tennessee       | 3-1 | 715  | -     |
| 16 | Alabama         | 2-1 | 649  | ↓2    |
| 17 | Georgia Tech    | 4-0 | 558  | ↑2    |
| 18 | Michigan        | 3-1 | 469  | ↑2    |
| 19 | Missouri        | 4-0 | 433  | ↑3    |
| 20 | Vanderbilt      | 4-0 | 417  | ↑3    |
| 21 | Notre Dame      | 1-2 | 261  | -     |
| 22 | USC             | 4-0 | 249  | NR    |
| 23 | Illinois        | 3-1 | 214  | ↓15   |
| 24 | BYU             | 3-0 | 185  | NR    |
| 25 | TCU             | 3-0 | 112  | NR    |

Complete Rankings

Others receiving votes: Arizona State 104, Utah 99, Louisville 67, Mississippi State 57, Memphis 55, Auburn 48, South Florida 32, Washington 19, Navy 17, Maryland 10, Kansas 6, Houston 4, Syracuse 4, Tulane 3, UNLV 3, Nebraska 3, North Texas 2, Iowa 1

Dropped from rankings: Utah 18, South Carolina 24, Auburn 25



# COLORADO BUFFALOES

Saturday, Sept. 27 • ESPN  
Folsom Field (50,183) • Boulder, Colorado

**GENERAL INFO**

Established: 1876  
Location: Boulder, Colorado  
Enrollment: 38,428  
President: Todd Sailman  
Athletic Director: Rick George  
Stadium/Capacity: Folsom Field (50,183)  
School Colors: Black, Silver and Gold  
Nickname: Buffaloes  
Conference: Big 12  
Head Coach: Deion Sanders (entering 3rd year)  
Record at Colorado: 15-14  
Overall Record: 42-20 (entering 6th year)  
2024 Record: 9-4  
Conference Record/Finish: 7-2, tied for 1st in Big 12  
All-time record: 730-547-36  
BYU record in series: 4-8-1  
Last time: BYU won 36-14 in 2024 (Alamo Bowl)

**Assistant Coaches**

|                   |   |
|-------------------|---|
| Robert Livingston | Defensive Coordinator/Safeties                |
| Pat Shurmur       | Offensive Coordinator/Quarterbacks            |
| Brett Bartolone   | Offensive PGC/Tight Ends                      |
| George Helow      | Defensive RGC/Defensive Ends                  |
| Kevin Mathis      | Defensive PGC/Cornerbacks                     |
| Gunnar White      | Offensive Run Game Coordinator/Offensive Line |
| Marshall Faulk    | Assistant Coach/Running Backs                 |
| Andre Gurode      | Assistant Coach/Offensive Line                |
| Andre Hart        | Assistant Coach/Linebackers                   |
| George Hegamin    | Assistant Coach/Offensive Line                |
| Domata Peko       | Assistant Coach/Defensive Line                |
| Jason Phillips    | Assistant Coach/Wide Receivers                |
| Michael Pollock   | Assistant Coach/Special Teams Coordinator     |
| Warren Sapp       | Defensive Pass Rush Coordinator               |

**BYU-CU Series**

• 14th overall meeting, BYU trails in the series 4-8-1

**Last time**

2024, BYU won 36-14 in the Alamo Bowl

**Did you know?**

BYU played Colorado to end the 2024 football season as a bowl matchup in the Valero Alamo Bowl. Both teams were ranked coming in and the Cougars dominated the Buffs 36-14 in San Antonio.

| COLORADO 2025 SCHEDULE |                  |                    |
|------------------------|------------------|--------------------|
| Date                   | Opponent         | Result/Location    |
| 8/29                   | Georgia Tech     | L 27-20            |
| 9/6                    | Delaware         | W 31-7             |
| 9/12                   | at Houston       | L 36-20            |
| 9/20                   | Wyoming          | W 37-20            |
| 9/27                   | BYU              | Boulder, CO        |
| 10/4                   | at TCU           | Fort Worth, TX     |
| 10/11                  | Iowa State       | Boulder, CO        |
| 10/25                  | at Utah          | Salt Lake City, UT |
| 11/1                   | Arizona          | Boulder, CO        |
| 11/8                   | at West Virginia | Morgantown, WV     |
| 11/22                  | Arizona State    | Boulder, CO        |
| 11/29                  | at Kansas State  | Manhattan, KS      |

| Statistic                                    | National Rank | Conference Rank | Value  | National Leader    | Value   | Conference Leader         | Value       |
|--|---------------|-----------------|--------|--------------------|---------|---------------------------|-------------|
| 3rd Down Conversion Pct (134 ranked)         | 72            | 9               | 0.396  | Washington         | 0.750   | TCU                       | 0.625       |
| 3rd Down Conversion Pct Defense (134 ranked) | 78            | 13              | 0.385  | Oklahoma           | 0.179   | BYU                       | 0.220       |
| 4th Down Conversion Pct (133 ranked)         | 23            | 6               | 0.750  | 11 teams tied      | 1.000   | UCF Cincinnati Iowa St.   | 1.000 1.000 |
| 4th Down Conversion Pct Defense (130 ranked) | 90            | 10              | 0.625  | 5 teams tied       | 0.000   | Houston                   | 0.143       |
| Blocked Kicks (17 ranked)                    | 17            | 3               | 1      | Wyoming            | 4       | Texas Tech                | 3           |
| Blocked Kicks Allowed (134 ranked)           | 100           | 14              | 1      | 99 teams tied      | 0       | 13 teams tied             | 0           |
| Blocked Punts (11 ranked)                    | 11            | 2               | 1      | Rutgers Texas Tech | 3 3     | Texas Tech                | 3           |
| Blocked Punts Allowed (134 ranked)           | 1             | 1               | 0      | 117 teams tied     | 0       | 15 teams tied             | 0           |
| Completion Percentage (134 ranked)           | 85            | 12              | 0.618  | Nebraska           | 0.776   | Texas Tech                | 0.712       |
| Defensive TDs (17 ranked)                    |               |                 |        | Louisiana Tech     | 3       | TCU                       | 2           |
| Fewest Penalties (134 ranked)                | 43            | 8               | 20     | New Mexico         | 7       | Iowa St.                  | 12          |
| Fewest Penalties Per Game (134 ranked)       | 32            | 4               | 5.00   | Iowa               | 2.25    | Iowa St.                  | 3.00        |
| Fewest Penalty Yards (134 ranked)            | 54            | 9               | 183    | New Mexico         | 47      | Iowa St.                  | 108         |
| Fewest Penalty Yards Per Game (134 ranked)   | 44            | 7               | 45.75  | New Mexico         | 15.67   | Iowa St.                  | 27.00       |
| First Downs Defense (134 ranked)             | 113           | 16              | 87     | Minnesota          | 29      | Houston                   | 38          |
| First Downs Offense (134 ranked)             | 66            | 8               | 78     | Indiana            | 122     | Texas Tech                | 110         |
| Fumbles Lost (129 ranked)                    | 31            | 5               | 1      | 30 teams tied      | 0       | 4 teams tied              | 0           |
| Fumbles Recovered (70 ranked)                | 13            | 3               | 3      | 6 teams tied       | 5       | Arizona St. Kansas St.    | 4 4         |
| Kickoff Return Defense (134 ranked)          | 82            | 10              | 21.00  | 4 teams tied       | 0.00    | Oklahoma St.              | 14.00       |
| Kickoff Returns (132 ranked)                 | 31            | 6               | 25.91  | Massachusetts      | 57.00   | UCF                       | 36.75       |
| Net Punting (134 ranked)                     | 77            | 9               | 39.53  | Michigan St.       | 48.92   | Kansas                    | 45.88       |
| Passes Had Intercepted (134 ranked)          | 37            | 8               | 2      | 12 teams tied      | 0       | UCF Houston BYU           | 0 0 0       |
| Passes Intercepted (106 ranked)              | 80            | 12              | 2      | Maryland UNLV      | 8 8     | Utah Texas Tech           | 6 6         |
| Passing Offense (134 ranked)                 | 66            | 7               | 233.8  | Boston College     | 393.7   | Texas Tech                | 368.5       |
| Passing Yards Allowed (134 ranked)           | 79            | 13              | 214.8  | Nebraska           | 78.8    | UCF                       | 117.0       |
| Passing Yards per Completion (134 ranked)    | 57            | 7               | 12.30  | Air Force          | 19.47   | Arizona                   | 15.20       |
| Punt Return Defense (134 ranked)             | 95            | 14              | 10.00  | BYU                | -11.00  | BYU                       | -11.00      |
| Punt Returns (134 ranked)                    | 35            | 4               | 12.33  | Iowa St.           | 39.33   | Iowa St.                  | 39.33       |
| Red Zone Defense (110 ranked)                | 45            | 7               | 0.786  | Ohio St.           | 0.000   | UCF                       | 0.500       |
| Red Zone Offense (134 ranked)                | 59            | 8               | 0.889  | 19 teams tied      | 1.000   | Cincinnati West Virginia  | 1.000 1.000 |
| Rushing Defense (134 ranked)                 | 121           | 15              | 194.5  | Minnesota          | 41.3    | BYU                       | 44.3        |
| Rushing Offense (134 ranked)                 | 89            | 14              | 141.3  | Navy               | 375.3   | BYU                       | 265.7       |
| Sacks Allowed (134 ranked)                   | 102           | 14              | 2.25   | Cincinnati         | 0.00    | Cincinnati                | 0.00        |
| Scoring Defense (134 ranked)                 | 66            | 13              | 22.5   | BYU Ohio St.       | 5.3 5.3 | BYU                       | 5.3         |
| Scoring Offense (134 ranked)                 | 82            | 13              | 27.0   | Florida St.        | 58.0    | Texas Tech                | 52.0        |
| Tackles for Loss Allowed (134 ranked)        | 120           | 16              | 7.00   | Ohio St.           | 1.33    | Kansas                    | 2.75        |
| Team Passing Efficiency (134 ranked)         | 67            | 11              | 141.17 | Florida St.        | 222.50  | Cincinnati                | 203.02      |
| Team Passing Efficiency Defense (134 ranked) | 72            | 11              | 127.16 | Arizona            | 70.84   | Arizona                   | 70.84       |
| Team Sacks (134 ranked)                      | 95            | 14              | 1.50   | 5 teams tied       | 4.00    | Arizona St. West Virginia | 3.25 3.25   |
| Team Tackles for Loss (134 ranked)           | 92            | 15              | 5.0    | Indiana            | 10.8    | Arizona                   | 8.3         |
| Time of Possession (134 ranked)              | 104           | 13              | 27:56  | Missouri           | 37:11   | BYU                       | 33:39       |
| Total Defense (134 ranked)                   | 110           | 15              | 408.3  | Minnesota          | 177.7   | BYU                       | 205.3       |
| Total Offense (134 ranked)                   | 82            | 14              | 375.0  | Florida St.        | 628.7   | Texas Tech                | 573.0       |
| Turnover Margin (134 ranked)                 | 43            | 9               | 0.50   | 5 teams tied       | 2.00    | Arizona Houston           | 2.00 2.00   |
| Turnovers Gained (127 ranked)                | 47            | 11              | 5      | North Texas UNLV   | 10 10   | Texas Tech                | 9           |
| Turnovers Lost (134 ranked)                  | 31            | 6               | 3      | 5 teams tied       | 0       | Houston                   | 0           |
| Winning Percentage (130 ranked)              | 70            | 12              | 0.500  | 30 teams tied      | 1.000   | 7 teams tied              | 1.000       |



## OFFENSE

|           |      |                     |                  |     |       |       |
|-----------|------|---------------------|------------------|-----|-------|-------|
| <b>QB</b> | 47   | Bear Bachmeier      | 6-2              | 220 | Fr.   |       |
|           | 3    | McCae Hillstead     | 5-10             | 195 | R-So. |       |
|           | -or- | 10                  | Treyson Bourguet | 6-2 | 205   | R-Jr. |
|           | 16   | Emerson Geilman     | 6-3              | 200 | Fr.   |       |
| <b>RB</b> | 4    | LJ Martin           | 6-2              | 220 | Jr.   |       |
|           | 30   | Sione Moa           | 5-10             | 215 | So.   |       |
|           | 28   | Jovesa Damuni       | 6-0              | 190 | R-Fr. |       |
|           | 12   | Preston Rex         | 6-0              | 195 | R-So. |       |
| <b>WR</b> | 2    | Chase Roberts       | 6-4              | 210 | R-Sr. |       |
|           | 18   | Reggie Frischknecht | 6-4              | 200 | So.   |       |
| <b>WR</b> | 11   | Parker Kingston     | 5-11             | 185 | R-Jr. |       |
|           | 19   | Tiger Bachmeier     | 6-1              | 190 | Jr.   |       |
| <b>WR</b> | 5    | Cody Hagen          | 6-1              | 185 | So.   |       |
|           | 0    | Tei Nacua           | 6-2              | 180 | R-Fr. |       |
| <b>TE</b> | 20   | Carsen Ryan         | 6-4              | 250 | R-Sr. |       |
|           | 45   | Keayen Nead         | 6-5              | 265 | Jr.   |       |
|           | -or- | 87                  | Ethan Erickson   | 6-5 | 245   | R-Sr. |
|           | -or- | 82                  | Noah Moeaki      | 6-3 | 245   | R-Fr. |
| <b>LT</b> | 71   | Isaiah Jatta        | 6-6              | 315 | R-Sr. |       |
|           | 79   | Kaden Chidester     | 6-8              | 325 | R-So. |       |
|           | -or- | 77                  | Jake Griffin     | 6-5 | 305   | R-So. |
| <b>LG</b> | 61   | Weylin Lapuaho      | 6-4              | 310 | Sr.   |       |
|           | -or- | 51                  | Sonny Makasini   | 6-4 | 315   | R-Jr. |
| <b>C</b>  | 63   | Bruce Mitchell      | 6-4              | 305 | R-Jr. |       |
|           | 67   | Trevor Pay          | 6-3              | 295 | R-Fr. |       |
| <b>RG</b> | 55   | Austin Leausa       | 6-5              | 315 | Sr.   |       |
|           | -or- | 64                  | Kyle Sfarcioc    | 6-4 | 310   | R-Jr. |
| <b>RT</b> | 75   | Andrew Gentry       | 6-8              | 315 | R-Jr. |       |
|           | 74   | Trevin Ostler       | 6-4              | 320 | R-Jr. |       |

## DEFENSE

|              |      |                        |                 |     |       |       |
|--------------|------|------------------------|-----------------|-----|-------|-------|
| <b>DE</b>    | 48   | Bodie Schoonover       | 6-3             | 265 | R-Jr. |       |
|              | -or- | 45                     | Viliani Po'uha  | 6-3 | 270   | So.   |
| <b>N</b>     | 57   | Keanu Tanuvasa         | 6-4             | 300 | R-Jr. |       |
|              | 94   | Anisi Purcell          | 6-3             | 305 | R-Jr. |       |
|              | 72   | Kaufusi Pakofe         | 6-3             | 345 | Sr.   |       |
| <b>T</b>     | 55   | John Taumoepeau        | 6-2             | 300 | Sr.   |       |
|              | -or- | 96                     | Justin Kirkland | 6-3 | 340   | Sr.   |
|              | 99   | Ulavai Fetuli          | 6-4             | 275 | Fr.   |       |
| <b>OE</b>    | 7    | Logan Lutui            | 6-2             | 260 | R-Sr. |       |
|              | 90   | Hunter Clegg           | 6-4             | 248 | Fr.   |       |
|              | 10   | Orion Maile-Kaufusi    | 6-3             | 245 | R-Fr. |       |
| -or-         | 13   | Tausili Akana          | 6-3             | 235 | R-So. |       |
| <b>SAM</b>   | 16   | Isaiah Glasker         | 6-5             | 240 | R-Jr. |       |
|              | 44   | Ephraim Asiata         | 6-3             | 210 | So.   |       |
|              | 34   | Maika Kaufusi          | 6-3             | 235 | R-So. |       |
| <b>MACK</b>  | 54   | Siale Esera            | 6-3             | 245 | R-So. |       |
|              | 30   | Max Alford             | 6-1             | 230 | Jr.   |       |
|              | 23   | Pierson Watson         | 6-2             | 225 | Fr.   |       |
| <b>ROVER</b> | 17   | Jack Kelly             | 6-2             | 242 | R-Sr. |       |
|              | 18   | Ace Kaufusi            | 6-4             | 240 | Jr.   |       |
|              | 21   | Miles Hall             | 6-1             | 230 | R-So. |       |
| <b>SS</b>    | 3    | Raider Damuni          | 6-1             | 200 | Jr.   |       |
|              | -or- | 11                     | Faletau Satuala | 6-4 | 210   | So.   |
|              | 25   | Talan Alfrey           | 6-2             | 205 | R-Sr. |       |
| <b>FS</b>    | 28   | Tanner Wall            | 6-1             | 205 | R-Sr. |       |
|              | -or- | 11                     | Faletau Satuala | 6-4 | 210   | So.   |
|              | 27   | Matthas Leach          | 6-3             | 180 | R-Fr. |       |
| <b>NICK</b>  | 22   | Tommy Prassas          | 6-2             | 195 | So.   |       |
|              | 15   | Tayvion Beasley        | 5-10            | 180 | Jr.   |       |
|              | 20   | Cannon DeVries         | 6-0             | 185 | Fr.   |       |
| <b>CB</b>    | 0    | Evan Johnson           | 6-0             | 180 | R-Jr. |       |
|              | 29   | Jayden Dunlap          | 6-0             | 185 | R-Sr. |       |
| <b>CB</b>    | 1    | Therrian Alexander III | 6-2             | 175 | So.   |       |
|              | -or- | 4                      | Mory Bamba      | 6-3 | 190   | R-Sr. |
|              | 32   | Marcus McKenzie        | 5-11            | 185 | R-So. |       |

## SPECIALISTS

|             |      |                 |                 |     |       |
|-------------|------|-----------------|-----------------|-----|-------|
| <b>P</b>    | 35   | Sam Vander Haar | 6-0             | 220 | R-Jr. |
|             | 31   | Fuller Shurtz   | 5-11            | 179 | So.   |
| <b>KO</b>   | 44   | Will Ferrin     | 6-3             | 175 | R-Sr. |
|             | 97   | Matthias Dunn   | 6-0             | 200 | R-Jr. |
| <b>PK</b>   | 44   | Will Ferrin     | 6-3             | 175 | R-Sr. |
|             | 97   | Matthias Dunn   | 6-0             | 200 | R-Jr. |
| <b>H</b>    | 35   | Sam Vander Haar | 6-0             | 220 | R-Jr. |
|             |      | Fuller Shurtz   | 5-11            | 179 | So.   |
| <b>LS</b>   | 26   | Garrison Grimes | 6-2             | 220 | R-Sr. |
|             | 43   | Ty Smith        | 6-0             | 195 | R-Fr. |
| <b>KRET</b> | 5    | Cody Hagen      | 6-1             | 185 | So.   |
|             | 19   | Tiger Bachmeier | 6-1             | 190 | Jr.   |
| <b>PRET</b> | 11   | Parker Kingston | 5-11            | 185 | R-Jr. |
|             | -or- | 19              | Tiger Bachmeier | 6-1 | 190   |





2025 SCORING DRIVES

| QTR | DPP.           | SCORING PLAY  | PLAYS-YDS, TOP |
|-----|----------------|---|----------------|
| 1   | Portland State | #17 J.Kelly 54 yd blocked field goal return (#44 W.Ferrin kick) | -              |
| 1   | Portland State | #2 C.Roberts 4 yd pass from #47 B.Bachmeier (#44 W.Ferrin kick) | 4-56, 02:23    |
| 2   | Portland State | #2 N.Moeaki 5 yd pass from #47 B.Bachmeier (#44 W.Ferrin kick)  | 7-48, 02:55    |
| 2   | Portland State | #5 C.Hagen 57 yd rush (#44 W.Ferrin kick)                       | 4-84, 01:53    |
| 2   | Portland State | #47 B.Bachmeier 4 yd rush (#44 W.Ferrin kick)                   | 2-6, 00:25     |
| 2   | Portland State | #20 C.Ryan 22 yd pass from #47 B.Bachmeier (#44 W.Ferrin kick)  | 4-91, 01:24    |
| 2   | Portland State | #47 B.Bachmeier 12 yd rush (#44 W.Ferrin kick)                  | 4-58, 01:05    |
| 2   | Portland State | #44 W.Ferrin 25 yd FG   | 15-68, 08:27   |
| 2   | Portland State | #44 W.Ferrin 56 yd FG   | 6-12, 03:11    |
| 2   | Portland State | #89 D.McKenzie 41 yd rush (#44 W.Ferrin kick)                   | 2-53, 00:13    |
| 2   | Portland State | #34 C.Miska 5 yd rush (#44 W.Ferrin kick)                       | 15-79, 10:21   |
| 1   | Stanford       | #47 B.Bachmeier 3 yd rush (#20 C.Ryan rush failed)              | 6-85, 03:16    |
| 2   | Stanford       | #44 W.Ferrin 36 yd FG   | 4-1, 02:03     |
| 2   | Stanford       | #44 W.Ferrin 30 yd FG   | 5--7, 01:59    |
| 2   | Stanford       | SAFETY  | --             |
| 3   | Stanford       | #44 W.Ferrin 21 yd FG   | 13-72, 06:04   |
| 3   | Stanford       | #30 S.Moa 8 yd rush (#44 W.Ferrin kick)                         | 5-43, 02:21    |
| 4   | Stanford       | #44 W.Ferrin 23 yd FG   | 8-69, 03:58    |
| 1   | ECU            | #44 W.Ferrin 40 yd FG   | 8-38, 03:44    |
| 2   | ECU            | #44 W.Ferrin 23 yd FG   | 9-74, 04:18    |
| 2   | ECU            | #0 E.Johnson 4 yd interception return (#44 W.Ferrin kick)       | --             |
| 3   | ECU            | #20 C.Ryan 20 yd pass from #47 B.Bachmeier (#44 W.Ferrin kick)  | 2-47, 00:49    |
| 4   | ECU            | #47 B.Bachmeier 16 yd rush (#44 W.Ferrin kick)                  | 8-52, 04:51    |
| 4   | ECU            | #4 L.Martin 41 yd rush (#44 W.Ferrin kick)                      | 9-75, 04:27    |

2025 BYU SUPERLATIVES

|   |        |
|---|--------|
| Overall record                          | 3-0    |
| Current streak                          | Won 5  |
| Home record                             | 2-0    |
| Current home streak                     | Won 3  |
| Road record                             | 1-0    |
| Current road streak                     | Won 1  |
| Neutral record                          | 0-0    |
| Current neutral streak                  | Won 2  |
| Day games                               | 0-0    |
| Current day streak                      | Lost 1 |
| Night games                             | 3-0    |
| Current night streak                    | Won 5  |
| Thursday games                          | 0-0    |
| Current Thursday streak                 | Won 1  |
| Friday games                            | 0-0    |
| Current Friday streak                   | Won 3  |
| BYU wins toss                           | 3-0    |
| BYU loses toss                          | 0-0    |
| BYU scores first                        | 3-0    |
| Opp. scores first                       | 0-0    |
| BYU leads after 1Q                      | 2-0    |
| BYU trails after 1Q                     | 0-0    |
| Tied after 1Q                           | 1-0    |
| BYU leads at half                       | 3-0    |
| BYU trails at half                      | 0-0    |
| Tied at the half                        | 0-0    |
| BYU leads after 3Q                      | 3-0    |
| BYU trails after 3Q                     | 0-0    |
| Tied after 3Q                           | 0-0    |
| OT Games                                | 0-0    |
| BYU has more yards                      | 3-0    |
| Opp. has more yards                     | 0-0    |
| Yards even                              | 0-0    |
| BYU has more turnovers                  | 0-0    |
| Opp. has more turnovers                 | 2-0    |
| Turnovers are equal                     | 1-0    |
| Record in August                        | 1-0    |
| Streak                                  | Won 2  |
| Record in September                     | 2-0    |
| Streak                                  | Won 7  |
| Record in October                       | 0-0    |
| Streak                                  | Won 3  |
| Record in November                      | 0-0    |
| Streak                                  | Won 1  |
| Vs. top-25 teams                        | 0-0    |
| Streak                                  | Won 1  |
| Vs. non-ranked teams                    | 2-0    |
| Streak                                  | Won 3  |
| Vs. FCS Teams                           | 1-0    |
| Streak                                  | Won 20 |
| On ESPN                                 | 1-0    |
| On ESPN2                                | 1-0    |
| On ESPN3                                | 0-0    |
| On ESPN+ (ESPN3)                        | 0-0    |
| On ESPN+                                | 1-0    |
| On ABC                                  | 0-0    |
| On NBC                                  | 0-0    |
| On FOX                                  | 0-0    |
| On FS1                                  | 0-0    |
| On FS2                                  | 0-0    |
| On CBS Sports                           | 0-0    |
| On SEC Network                          | 0-0    |
| On BYUtv                                | 0-0    |
| Navy Helmet, Navy Jersey, White Pants   | 1-0    |
| White Helmet, Royal Jersey, Royal Pants | 1-0    |
| White Helmet, White Jersey, Royal Pants | 1-0    |

MOST PLAYS IN A SCORING DRIVE: 15 (Portland State)  
 MOST YARDS IN SCORING DRIVE: 91 (Portland State)  
 MOST TIME ELAPSED IN A SCORING DRIVE: 10:21 (Portland State)  
 FEWEST PLAYS IN A SCORING DRIVE: 2 (three times)  
 FEWEST YARDS IN SCORING DRIVE: -7 (Stanford)  
 LEAST TIME ELAPSED IN SCORING DRIVE: 0:13 (Portland State)

| Scoring by quarter | 1st | 2nd | 3rd | 4th | OT | Total      |
|--------------------|-----|-----|-----|-----|----|------------|
| BYU                | 23  | 53  | 23  | 31  | -  | <b>130</b> |
| Opponents          | 3   | 0   | 3   | 10  | -  | <b>16</b>  |



| STATISTIC                                    | NATIONAL RANK | CONFERENCE RANK | VALUE  | NATIONAL LEADER | VALUE | CONFERENCE LEADER | VALUE  |
|--|---------------|-----------------|--------|-----------------|-------|-------------------|--------|
| 3rd Down Conversion Pct (134 ranked)         | 33            | 5               | 0.474  | Washington      | 0.75  | TCU               | 0.625  |
| 3rd Down Conversion Pct Defense (134 ranked) | 6             | 1               | 0.22   | Oklahoma        | 0.179 | BYU               | 0.22   |
| 4th Down Conversion Pct (133 ranked)         | 72            | 11              | 0.5    | 11 teams tied   | 1     | UCF               | 1      |
|  |               |                 |        |                 |       | Cincinnati        | 1      |
|  |               |                 |        |                 |       | Iowa St.          | 1      |
| 4th Down Conversion Pct Defense (130 ranked) | 52            | 6               | 0.5    | 5 teams tied    | 0     | Houston           | 0.143  |
| Blocked Kicks (17 ranked)                    | 17            | 3               | 1      | Wyoming         | 4     | Texas Tech        | 3      |
| Blocked Kicks Allowed (134 ranked)           | 1             | 1               | 0      | 99 teams tied   | 0     | 13 teams tied     | 0      |
| Blocked Punts (11 ranked)                    |               |                 |        | Rutgers         | 3     | Texas Tech        | 3      |
|  |               |                 |        | Texas Tech      | 3     |                   |        |
| Blocked Punts Allowed (134 ranked)           | 1             | 1               | 0      | 117 teams tied  | 0     | 15 teams tied     | 0      |
| Completion Percentage (134 ranked)           | 48            | 6               | 0.662  | Nebraska        | 0.776 | Texas Tech        | 0.712  |
| Defensive TDs (17 ranked)                    | 17            | 2               | 1      | Louisiana Tech  | 3     | TCU               | 2      |
| Fewest Penalties (134 ranked)                | 35            | 7               | 19     | New Mexico      | 7     | Iowa St.          | 12     |
| Fewest Penalties Per Game (134 ranked)       | 76            | 11              | 6.33   | Iowa            | 2.25  | Iowa St.          | 3      |
| Fewest Penalty Yards (134 ranked)            | 68            | 12              | 191    | New Mexico      | 47    | Iowa St.          | 108    |
| Fewest Penalty Yards Per Game (134 ranked)   | 101           | 15              | 63.67  | New Mexico      | 15.67 | Iowa St.          | 27     |
| First Downs Defense (134 ranked)             | 7             | 2               | 39     | Minnesota       | 29    | Houston           | 38     |
| First Downs Offense (134 ranked)             | 103           | 11              | 66     | Indiana         | 122   | Texas Tech        | 110    |
| Fumbles Lost (129 ranked)                    | 31            | 5               | 1      | 30 teams tied   | 0     | 4 teams tied      | 0      |
| Fumbles Recovered (70 ranked)                | 36            | 7               | 2      | 6 teams tied    | 5     | Arizona St.       | 4      |
|  |               |                 |        |                 |       | Kansas St.        | 4      |
| Kickoff Return Defense (134 ranked)          | 42            | 4               | 17.13  | 4 teams tied    | 0     | Oklahoma St.      | 14     |
| Kickoff Returns (132 ranked)                 | 16            | 4               | 30     | Massachusetts   | 57    | UCF               | 36.75  |
| Net Punting (134 ranked)                     | 11            | 3               | 45.5   | Michigan St.    | 48.92 | Kansas            | 45.88  |
| Passes Had Intercepted (134 ranked)          | 1             | 1               | 0      | 12 teams tied   | 0     | UCF               | 0      |
|  |               |                 |        |                 |       | Houston           | 0      |
|  |               |                 |        |                 |       | BYU               | 0      |
| Passes Intercepted (106 ranked)              | 20            | 5               | 4      | Maryland        | 8     | Utah              | 6      |
|  |               |                 |        | UNLV            | 8     | Texas Tech        | 6      |
| Passing Offense (134 ranked)                 | 100           | 15              | 186.3  | Boston College  | 393.7 | Texas Tech        | 368.5  |
| Passing Yards Allowed (134 ranked)           | 23            | 4               | 161    | Nebraska        | 75.8  | UCF               | 117    |
| Passing Yards per Completion (134 ranked)    | 65            | 10              | 11.89  | Air Force       | 19.47 | Arizona           | 15.2   |
| Punt Return Defense (134 ranked)             | 1             | 1               | -11    | BYU             | -11   | BYU               | -11    |
| Punt Returns (134 ranked)                    | 33            | 3               | 12.55  | Iowa St.        | 39.33 | Iowa St.          | 39.33  |
| Red Zone Defense (110 ranked)                | 13            | 2               | 0.667  | Ohio St.        | 0     | UCF               | 0.5    |
| Red Zone Offense (134 ranked)                | 35            | 5               | 0.938  | 19 teams tied   | 1     | Cincinnati        | 1      |
|  |               |                 |        |                 |       | West Virginia     | 1      |
| Rushing Defense (134 ranked)                 | 2             | 1               | 44.3   | Minnesota       | 41.3  | BYU               | 44.3   |
| Rushing Offense (134 ranked)                 | 7             | 1               | 265.7  | Navy            | 375.3 | BYU               | 265.7  |
| Sacks Allowed (134 ranked)                   | 31            | 7               | 1      | Cincinnati      | 0     | Cincinnati        | 0      |
| Scoring Defense (134 ranked)                 | 1             | 1               | 5.3    | BYU             | 5.3   | BYU               | 5.3    |
|  |               |                 |        | Ohio St.        | 5.3   |                   |        |
| Scoring Offense (134 ranked)                 | 17            | 2               | 43.3   | Florida St.     | 58    | Texas Tech        | 52     |
| Tackles for Loss Allowed (134 ranked)        | 54            | 8               | 4.67   | Ohio St.        | 1.33  | Kansas            | 2.75   |
| Team Passing Efficiency (134 ranked)         | 46            | 7               | 150.92 | Florida St.     | 222.5 | Cincinnati        | 203.02 |
| Team Passing Efficiency Defense (134 ranked) | 7             | 3               | 89.97  | Arizona         | 70.84 | Arizona           | 70.84  |
| Team Sacks (134 ranked)                      | 57            | 10              | 2.33   | 5 teams tied    | 4     | Arizona St.       | 3.25   |
|  |               |                 |        |                 |       | West Virginia     | 3.25   |
| Team Tackles for Loss (134 ranked)           | 20            | 3               | 7.7    | Indiana         | 10.8  | Arizona           | 8.3    |
| Time of Possession (134 ranked)              | 14            | 1               | 33:39  | Missouri        | 37:11 | BYU               | 33:39  |
| Total Defense (134 ranked)                   | 2             | 1               | 205.3  | Minnesota       | 177.7 | BYU               | 205.3  |
| Total Offense (134 ranked)                   | 33            | 5               | 452    | Florida St.     | 628.7 | Texas Tech        | 573    |
| Turnover Margin (134 ranked)                 | 8             | 3               | 1.67   | 5 teams tied    | 2     | Arizona           | 2      |
|  |               |                 |        |                 |       | Houston           | 2      |
| Turnovers Gained (127 ranked)                | 24            | 4               | 6      | North Texas     | 10    | Texas Tech        | 9      |
|  |               |                 |        | UNLV            | 10    |                   |        |
| Turnovers Lost (134 ranked)                  | 6             | 2               | 1      | 5 teams tied    | 0     | Houston           | 0      |
| Winning Percentage (130 ranked)              | 1             | 1               | 1      | 30 teams tied   | 1     | 7 teams tied      | 1      |

## TEAM BY THE NUMBERS

**5.3** BYU is tied with Ohio State for the No. 1 scoring defense, allowing just 5.3 points per game. A shutout against Portland State, 3 points from Stanford and 13 from ECU

**2** BYU is the No. 2 total defense, allowing an average of 205.3 yards per game after three games. Minnesota, No. 1, has allowed 177.7 yards per game.

**133** After three games, BYU has allowed a total of 133 rushing yards for an average of 44.3 yards per game.

**39** BYU's defense has allowed just 39 first downs through three games, ranking No. 7 nationally.

**9-41** BYU has allowed a third down conversion rate of 21.95% after three games.

**606** BYU 's 606 yards of total offense in the season opener was the 7th time under Kalani Sitake the Cougars have topped 600 total yards.

**265.7** BYU is No. 7 in rushing yards nationally with 265.7, aided by 468 against Portland State. It was the second-most in school history (550 vs. Texas, 2013).

**38.0** BYU's average margin of victory of 38.0 ranks No. 6 nationally.

**0** Through three games, BYU has thrown 0 interceptions. The Cougars are one of 12 teams to avoid a pick on offense.

**33:39** The Cougars have held the ball an average of 33:39 through two games, ranking No. 14 nationally.

**43-8** BYU is 43-8 with a positive turnover margin. The Cougars were +2 against East Carolina, +3 against Stanford and even against Portland State.

**23** The Cougars have scored in 23 consecutive quarters. The program record is 26 consecutive quarters.



| STATISTIC                                    | PLAYER          | NATL RANK | CONF RANK | VALUE  | NATIONAL LEADER                     | VALUE | CONFERENCE LEADER           | VALUE  |
|--|-----------------|-----------|-----------|--------|-------------------------------------|-------|-----------------------------|--------|
| All Purpose (200 ranked)                     | LJ Martin       | 32        | 2         | 120.67 | Robert Henry, UTSA                  | 180   | Raleek Brown, Arizona St.   | 123.75 |
| Blocked Kicks (1 ranked)                     |                 |           |           |        | 4 players tied                      | 2     | AJ McCarty, Texas Tech      | 2      |
| Combined Kick Returns (200 ranked)           | Cody Hagen      | 100       | 11        | 85     | Kaden Wetjen, Iowa                  | 448   | Bryce Noernberg, Kansas St. | 339    |
|  | Parker Kingston | 124       | 14        | 71     |                                     |       |                             |        |
|  | Tiger Bachmeier | 167       | 20        | 49     |                                     |       |                             |        |
| Completion Percentage (128 ranked)           | Bear Bachmeier  | 43        | 7         | 0.667  | Julian Sayin, Ohio St.              | 0.789 | Devon Dampier, Utah         | 0.709  |
| Completions Per Game (100 ranked)            |                 |           |           |        | Dylan Loneragan, Boston College     | 30    | Sawyer Robertson, Baylor    | 27.25  |
|  |                 |           |           |        | Caden Veltkamp, Fla. Atlantic       | 30    |                             |        |
| Field Goal Percentage (117 ranked)           | Will Ferrin     | 1         | 1         | 1      | 29 players tied                     | 1     | 8 players tied              | 1      |
| Field Goals Per Game (131 ranked)            | Will Ferrin     | 2         | 1         | 2.67   | Ryan Barker, Penn St.               | 3     | Will Ferrin, BYU            | 2.67   |
| Forced Fumbles (100 ranked)                  | Isaiah Glasker  | 22        | 3         | 0.33   | Emmanuel McNeil-Warren, Toledo      | 0.75  | John Henry Daley, Utah      | 0.5    |
|  | Jack Kelly      | 22        | 3         | 0.33   |                                     |       | Jacob Rodriguez, Texas Tech | 0.5    |
|  | Faletau Satuala | 22        | 3         | 0.33   |                                     |       |                             |        |
| Fumbles Recovered (12 ranked)                | Viliami Po'uha  | 12        | 3         | 1      | Matt Kingsbury, Minnesota           | 3     | Martavius French, Colorado  | 2      |
|  | John Taumoepeau | 12        | 3         | 1      |                                     |       | Anthony Holmes Jr., Texas   | 2      |
| Interceptions Per Game (136 ranked)          | Evan Johnson    | 8         | 3         | 0.67   | Aamaris Brown, UNLV                 | 1     | Jackson Bennee, Utah        | 0.75   |
|  | Raider Damuni   | 47        | 6         | 0.33   |                                     |       | Brice Pollock, Texas Tech   | 0.75   |
|  | Faletau Satuala | 47        | 6         | 0.33   |                                     |       |                             |        |
| Kickoff Return TDs (1 ranked)                |                 |           |           |        | 17 players tied                     | 1     | Jaden Nixon, UCF            | 1      |
|  |                 |           |           |        |                                     |       | Emmanuel Henderson Jr.,     | 1      |
|  |                 |           |           |        |                                     |       | Bryce Noernberg, Kansas St. | 1      |
| Kickoff Returns (72 ranked)                  |                 |           |           |        | Jadarian Price, Notre Dame          | 47    | Jaden Nixon, UCF            | 36.8   |
| Passes Defended (29 ranked)                  |                 |           |           |        | Hezekiah Masses, California         | 2.5   | Genesis Smith, Arizona      | 1.67   |
| Passing Efficiency (128 ranked)              | Bear Bachmeier  | 40        | 8         | 156.7  | Jayden Maiava, Southern California  | 208.8 | Brendan Sorsby, Cincinnati  | 194.4  |
| Passing TDs (80 ranked)                      | Bear Bachmeier  | 80        | 11        | 4      | Fernando Mendoza, Indiana           | 14    | Sawyer Robertson, Baylor    | 13     |
| Passing Yards (130 ranked)                   | Bear Bachmeier  | 110       | 15        | 518    | Sawyer Robertson, Baylor            | 1,320 | Sawyer Robertson, Baylor    | 1,320  |
| Passing Yards Per Game (130 ranked)          | Bear Bachmeier  | 99        | 15        | 172.7  | Josh Hoover, TCU                    | 333.3 | Josh Hoover, TCU            | 333.3  |
| Passing Yards per Completion (128 ranked)    | Bear Bachmeier  | 56        | 9         | 12.33  | Jayden Maiava, Southern California  | 17.99 | Noah Fifita, Arizona        | 15.48  |
| Points Responsible For (198 ranked)          | Bear Bachmeier  | 50        | 10        | 48     | Fernando Mendoza, Indiana           | 96    | Jalon Daniels, Kansas       | 78     |
|  | Will Ferrin     | 94        | 15        | 38     |                                     |       | Sawyer Robertson, Baylor    | 78     |
| Points Responsible For Per Game (196 ranked) | Bear Bachmeier  | 30        | 7         | 16     | Fernando Mendoza, Indiana           | 24    | Brendan Sorsby, Cincinnati  | 24     |
|  | Will Ferrin     | 56        | 12        | 12.7   | Brendan Sorsby, Cincinnati          | 24    |                             |        |
| Punt Return TDs (3 ranked)                   |                 |           |           |        | Vicari Swain, South Carolina        | 3     |                             |        |
| Punt Returns (81 ranked)                     | Parker Kingston | 27        | 2         | 11.8   | Kaden Wetjen, Iowa                  | 33.6  | Rayshawn Glover, Utah       | 15.4   |
| Punting (75 ranked)                          |                 |           |           |        | Grayson Miller, Oklahoma            | 51    | Finn Lappin, Kansas         | 47.8   |
| Receiving TDs (68 ranked)                    | Carsen Ryan     | 68        | 13        | 2      | Chris Brazzell II, Tennessee        | 6     | Jordyn Tyson, Arizona St.   | 5      |
| Receiving Yards (197 ranked)                 | Chase Roberts   | 160       | 21        | 185    | Chase Hendricks, Ohio               | 456   | Jordyn Tyson, Arizona St.   | 357    |
| Receiving Yards Per Game (200 ranked)        | Chase Roberts   | 96        | 10        | 61.7   | Mario Craver, Texas A&M             | 147.7 | Eric McAlister, TCU         | 106.7  |
|  | Carsen Ryan     | 182       | 29        | 48.7   |                                     |       |                             |        |
| Receptions Per Game (188 ranked)             | Chase Roberts   | 152       | 19        | 3.67   | Lewis Bond, Boston College          | 9.67  | Jordyn Tyson, Arizona St.   | 7.75   |
| Rush Yards Per Carry (140 ranked)            | LJ Martin       | 5         | 1         | 8.55   | Dylan Riley, Boise St.              | 9.81  | LJ Martin, BYU              | 8.55   |
| Rushing TDs (66 ranked)                      | Bear Bachmeier  | 30        | 2         | 4      | Jonah Coleman, Washington           | 9     | Cameron Dickey, Texas Tech  | 6      |
| Rushing Yards (198 ranked)                   | LJ Martin       | 25        | 3         | 342    | Robert Henry, UTSA                  | 624   | Bryson Washington, Baylor   | 415    |
| Rushing Yards Per Game (197 ranked)          | LJ Martin       | 9         | 1         | 114    | Robert Henry, UTSA                  | 156   | LJ Martin, BYU              | 114    |
| Sacks (99 ranked)                            | Jack Kelly      | 11        | 2         | 1      | John Henry Daley, Utah              | 1.5   | John Henry Daley, Utah      | 1.5    |
| Scoring (147 ranked)                         | Will Ferrin     | 4         | 1         | 12.7   | Jonah Coleman, Washington           | 20    | Will Ferrin, BYU            | 12.7   |
|  | Bear Bachmeier  | 62        | 7         | 8      |                                     |       |                             |        |
| Solo Tackles (26 ranked)                     |                 |           |           |        | Eric Gentry, Southern California    | 6.75  | Austin Romaine, Kansas St.  | 5.75   |
|  |                 |           |           |        |                                     |       | Keaton Thomas, Baylor       | 5.75   |
| Tackles For Loss (48 ranked)                 | Isaiah Glasker  | 18        | 3         | 1.5    | Mekhi Mason, Louisiana Tech         | 2     | John Henry Daley, Utah      | 1.88   |
|  | Jack Kelly      | 18        | 3         | 1.5    | Dorian Pringle, Bowling Green       | 2     |                             |        |
|  |                 |           |           |        | Jamall Thompson Jr., New Mexico St. | 2     |                             |        |
| Total Interceptions (47 ranked)              | Evan Johnson    | 8         | 3         | 2      | Aamaris Brown, UNLV                 | 4     | Jackson Bennee, Utah        | 3      |
|  | Raider Damuni   | 47        | 6         | 1      |                                     |       | Brice Pollock, Texas Tech   | 3      |
|  | Faletau Satuala | 47        | 6         | 1      |                                     |       |                             |        |
| Total Offense (200 ranked)                   | Bear Bachmeier  | 95        | 14        | 194.3  | Taylen Green, Arkansas              | 387.8 | Josh Hoover, TCU            | 343.3  |
|  | LJ Martin       | 138       | 18        | 114    |                                     |       |                             |        |
| Total Points Scored (117 ranked)             | Will Ferrin     | 17        | 2         | 38     | Jonah Coleman, Washington           | 60    | Jesus Gomez, Arizona St.    | 39     |
|  | Bear Bachmeier  | 117       | 13        | 24     |                                     |       |                             |        |
| Total Tackles (486 ranked)                   | Logan Lutui     | 345       | 37        | 5      | Owen Long, Colorado St.             | 12.7  | Keaton Thomas, Baylor       | 9.8    |
|  | Isaiah Glasker  | 486       | 52        | 4.3    |                                     |       |                             |        |
|  | Jack Kelly      | 486       | 52        | 4.3    |                                     |       |                             |        |
| Total Touchdowns (103 ranked)                | Bear Bachmeier  | 44        | 3         | 4      | Jonah Coleman, Washington           | 10    | Cameron Dickey, Texas Tech  | 6      |
| Yards per Pass Attempt (128 ranked)          | Bear Bachmeier  | 53        | 8         | 8.22   | Jayden Maiava, Southern California  | 12.74 | Behren Morton, Texas Tech   | 10.65  |
| Yards per Reception (198 ranked)             | Chase Roberts   | 88        | 15        | 16.82  | Stephon Johnson, Houston            | 31.83 | Stephon Johnson, Houston    | 31.83  |
|  | Carsen Ryan     | 101       | 17        | 16.22  |                                     |       |                             |        |

INDIVIDUAL BY THE NUMBERS

**11** Nine different players have scored a touchdown, including 8 in the game against Portland State. 17 different BYU players scored touchdowns in 2024. The school record is 20, set in 1996.

**100s** LJ Martin has topped 100 yards in each game to start the year. He joins Marcus Whalen (2002) as the only other BYU player to have three 100-yard games to start the year.

**8.55** LJ Martin's 8.55 yards per carry rank No. 5 nationally and tops in the Big 12 conference.

**5** Bear Bachmeier accounted for 5 touchdowns (3 passing/2 rushing) in his first game. He is the only true freshman quarterback to be responsible for 5 TDs in a single game at BYU.

**30** Bachmeier's 16.0 points responsible for per game ranks No. 30 nationally.

**29** Chase Roberts has a reception in 29 consecutive games dating back to the 2022 season.

**38** Kicker Will Ferrin has scored 38 points (14-14 PAT, 8-8 on FG) and is currently No. 17 nationally among all players in total points. His 15 points vs. Portland State are the third-most by a kicker in a single game in school history.


**1.5** Linebackers Jack Kelly and Isaiah Glasker are tied at 1.5 TFL per game for No. 18 nationally

**3.0** Jack Kelly's 3.0 sacks leads the team and ranks No. 23 nationally.





**#47 | BEAR BACHMEIER | QB | 6-2 | 220 | FR. | MURRIETA, CA | STANFORD/MURRIETA HS**



- Parents are April and Michael Bachmeier, sas four siblings: brothers Hank, Tiger and Buck, and sister Ella
- Brother, Hank, played quarterback at Boise State, Louisiana Tech and Wake Forest
- Brother, Tiger, played two years at Stanford before transferring to BYU
- Enrolled at Stanford for 2025 spring football practices
- A four-star high school recruit by on3 and Rivals, ranked as high as the No. 11 quarterback in the nation by ESPN
- Totaled 6,810 yards in his high school career, 59 TDs and 1,724 rushing yards and 33 rushing touchdowns
- Team Co-Captain
- First true freshman to start at QB in the season opener at BYU
- Only true freshman QB at BYU to have 5 total TDs in a game (3 passing/2 rushing vs. PSU)



| STATS  | GP | COMP | ATT | %     | YDS | TD | INT | LNG | ATT | YDS | TD | LNG |
|--------|----|------|-----|-------|-----|----|-----|-----|-----|-----|----|-----|
| 2025   | 3  | 42   | 63  | 66.7% | 518 | 4  | 0   | 41  | 22  | 65  | 4  | 16  |
| CAREER | 3  | 42   | 63  | 66.7% | 518 | 4  | 0   | 41  | 22  | 65  | 4  | 16  |

**#4 | LJ MARTIN | RB | 6-2 | 220 | JR. | EL PASO, TX | CANUTILLO HS**



- Team Captain
- Parents are Genevieve & John Marti and has one sibling
- Led BYU in rushing both 2023 and 2024
- 518 rushing yards as a true freshman (2023) and 718 in (2024)
- Named to Doak Walker Preseason Watch List and Earl Campbell Tyler Rose Award Watch List (2024 & 2025)
- Father, John, played basketball at Western New Mexico, Mother, Genevieve, played softball at Western New Mexico
- Speaks Spanish
- Valero Alamo Bowl Offensive MVP (2024)
- All-Big 12 Honorable Mention (College Football Network, 2024)
- Opened the season with 3 straight 100-yard rushing games



| STATS  | GP | CAR | YDS   | AVG | TD | LNG | REC | YDS | AVG  | TD | LNG |
|--------|----|-----|-------|-----|----|-----|-----|-----|------|----|-----|
| 2025   | 3  | 40  | 342   | 8.6 | 1  | 49  | 2   | 20  | 10.0 | 0  | 12  |
| CAREER | 23 | 286 | 1,578 | 5.5 | 12 | 55  | 23  | 163 | 7.1  | 3  | 33  |

**#30 | SIONE MOA | RB | 5-10 | 215 | SO. | VICTORVILLE, CA/PROVO, UT | TIMPVIEW HS**



- Served two-year, full-time mission for The Church of Jesus Christ of Latter-day Saints in San Bernardino, California
- Middle name is Ikaika
- Enjoys pickleball
- Totaled 254 carries for 2,244 yards and 26 touchdowns at Timpview High School
- Played in 11 games in 2024, started versus No. 13 Kansas State
- Recorded first career start and rushing touchdown along with career highs in carries (15), rush yards (76) and long run (24 yards) in 38-9 win over No. 13 Kansas State
- Finished 2024 with 29 carries, 144 yards and three touchdowns
- Scored first TD in 2025 against Stanford



| STATS  | GP | CAR | YDS | AVG | TD | LNG | REC | YDS | AVG | TD | LNG |
|--------|----|-----|-----|-----|----|-----|-----|-----|-----|----|-----|
| 2025   | 3  | 17  | 90  | 5.3 | 1  | 19  | 5   | 34  | 6.8 | 0  | 17  |
| CAREER | 14 | 46  | 234 | 5.1 | 4  | 24  | 10  | 72  | 7.2 | 0  | 17  |

**#20 | CARSEN RYAN | TE | 6-4 | 250 | SR. | OREM, UT | UTAH**




- Team Co-Captain
- Parents are Chas and Danielle Ryan
- Has one younger brother and two younger sisters
- In 2024 at Utah: Played in all 12 games, starting five, making 10 receptions for 113 yards and a score
- Played in 17 games at UCLA from 2022-23, starting eight
- Saw action in 12 games with eight starts in 2023, recording 13 catches for 205 yards and three touchdowns
- Played in five games in 2022 with six catches for 82 yards.
- Caught 2 passes for 47 yards and a touchdown in BYU debut



| STATS  | GP | REC | YDS | AVG  | TD | LNG |
|--------|----|-----|-----|------|----|-----|
| 2025   | 3  | 9   | 146 | 16.2 | 2  | 25  |
| CAREER | 32 | 38  | 546 | 14.4 | 6  | 25  |

## #2 | CHASE ROBERTS | WR | 6-4 | 210 | R-SR. | AMERICAN FORK, UT | AMERICAN FORK HS




- Team Captain
- Parents are Kyle and Jessica
- Dad, Kyle, played football at BYU as a defensive back (1987, 1990-93)
- Served mission for The Church of Jesus Christ of Latter-day Saints in Calgary, Alberta (2019-21)
- Fluent in Tagalog
- Named to Athlon Sports Preseason All-Big 12 Fourth Team (2024)
- Named to East-West Shrine Bowl Watch List (2024)
- Named to Academic All-Big 12 First Team (2023)
- Led BYU with 52 receptions, 854 yards and four touchdowns in 2024
- Led BYU with 42 receptions, 573 yards and five touchdowns in 2023
- Has 29 consecutive games with a reception



| STATS  | GP | REC | YDS   | AVG  | TD | LNG |
|--------|----|-----|-------|------|----|-----|
| 2025   | 3  | 11  | 185   | 19.4 | 1  | 41  |
| CAREER | 39 | 127 | 1,969 | 15.5 | 13 | 62  |

## #13 | JOJO PHILLIPS | WR | 6-5 | 205 | R-SO. | LANCASTER, CA | SIERRA CANYON HS




- Parents are Tina & Robert Phillips
- Has four siblings
- Major: Exercise Science
- Loves cars and building Legos
- Played in all 13 games, made starts versus Oklahoma State and No. 23 Colorado
- Made first career start in 38-35 win over Oklahoma State
- Recorded career highs in receptions (2) and receiving yards (70) along with career-long 57-yard reception in 41-13 win over Southern Illinois
- Finished 2024 with 10 receptions, 211 yards and two touchdowns
- Had 3 receptions for 30 yards against Stanford



| STATS  | GP | REC | YDS | AVG  | TD | LNG |
|--------|----|-----|-----|------|----|-----|
| 2025   | 2  | 3   | 30  | 10.0 | 0  | 21  |
| CAREER | 18 | 14  | 246 | 17.6 | 3  | 57  |

## #11 | PARKER KINGSTON | WR | 5-11 | 185 | R-JR. | LAYTON, UT | ROY HS



- Parents are Trent and Shannon
- Major: Business
- His grandma ran track at BYU
- One of only two active FBS players (Nick Nash, WR, San Jose State) with multiple career games with a passing and receiving touchdown.
- Named to Paul Hornung Award Watch List (2024 & 2025)
- First BYU player with two punts returned for touchdowns in a season since James Dye in 1996; just the sixth player in program history with multiple touchdowns on punt returns in a season
- Named to All-Bowl Season First Team as a punt returner by College Football Network



| STATS  | GP | REC | YDS | AVG  | TD | LNG |
|--------|----|-----|-----|------|----|-----|
| 2025   | 3  | 9   | 67  | 7.4  | 0  | 19  |
| CAREER | 29 | 41  | 470 | 11.5 | 2  | 42  |

## #71 | ISAIAH JATTA | OL | 6-6 | 315 | R-SR. | SAN DIEGO, CA | COLORADO



- Transfer from Colorado in 2024
- Appeared in 11 games at Colorado in 2023, starting one (at UCLA)
- Ranked No. 17 JUCO prospect nationally in Class of 2023
- Played two seasons (2021-22) at Snow College under coach and former BYU wide receiver Zac Erekson
- NJCAA First Team All-American (2022)
- Played in three games, made starts versus Kansas and at No. 21 Arizona State
- Made first start at BYU, at right tackle, versus Kansas
- Started first three game of 2025 at left tackle





**CHART TOPPERS (CAREER AT BYU)**

**Rushing Yards**

|                      |              |
|----------------------|--------------|
| 13. Brian McKenzie   | 1,954        |
| 14. Lopini Katoa     | 1,849        |
| 15. JJ DiLuigi       | 1,797        |
| 16. Eldon Fortie     | 1,624        |
| <b>17. LJ Martin</b> | <b>1,578</b> |

**Rushing Attempts**

|                       |            |
|-----------------------|------------|
| 14. Ronney Jenkins    | 380        |
| 15. Eldon Fortie      | 364        |
| 19. Fahu Tahi         | 326        |
| 22. Mark Atuaia       | 301        |
| <b>T24. LJ Martin</b> | <b>286</b> |

**Rushing Touchdowns**

|                      |           |
|----------------------|-----------|
| T21. 3 tied          | 15        |
| T24. 7 tied          | 14        |
| T31. 4 tied          | 13        |
| <b>35. LJ Martin</b> | <b>12</b> |

**Receptions**

|                          |            |
|--------------------------|------------|
| 15. Chris Smith          | 137        |
| 16. Glen Kozlowski       | 136        |
| 17. Michael Reed         | 133        |
| 18. Scott Phillips       | 131        |
| <b>19. Chase Roberts</b> | <b>127</b> |

**Receiving Yards**

|                          |              |
|--------------------------|--------------|
| 12. Mike Chronister      | 2,205        |
| 13. Reno Mahe            | 2,163        |
| 14. Mitch Mathews        | 2,079        |
| 15. Dan Plater           | 1,979        |
| <b>16. Chase Roberts</b> | <b>1,969</b> |

**Receiving Touchdowns**

|                                |           |
|--------------------------------|-----------|
| 15. Dan Plater                 | 16        |
| T16. Four tied                 | 15        |
| T20. Margin Hooks, Bryce Doman | 14        |
| <b>T22. Chase Roberts</b>      | <b>13</b> |

*True Freshman Starting Quarterback Season Stats*

**Passing Yards**

|                                 |            |
|---------------------------------|------------|
| 1. Tanner Mangum (2015)         | 3,377      |
| 2. Jake Heaps (2010)            | 2,316      |
| 3. Zach Wilson (2018)           | 1,578      |
| 4. John Beck (2003)             | 864        |
| 5. Joe Critchlow (2017)         | 642        |
| <b>6. Bear Bachmeier (2025)</b> | <b>518</b> |
| 7. Drew Miller (1997)           | 430        |
| 8. Taysom Hill (2012)           | 425        |

**Passing Completions**

|                                 |           |
|---------------------------------|-----------|
| 1. Tanner Mangum (2015)         | 267       |
| 2. Jake Heaps (2010)            | 219       |
| 3. Zach Wilson (2018)           | 120       |
| 4. John Beck (2003)             | 73        |
| 5. Joe Critchlow (2017)         | 55        |
| <b>6. Bear Bachmeier (2025)</b> | <b>42</b> |
| 6. Taysom Hill (2012)           | 42        |
| 8. Drew Miller (1997)           | 37        |

**Passing Attempts**

|                                 |           |
|---------------------------------|-----------|
| 1. Tanner Mangum (2015)         | 446       |
| 2. Jake Heaps (2010)            | 383       |
| 3. Zach Wilson (2018)           | 182       |
| 4. John Beck (2003)             | 145       |
| 5. Joe Critchlow (2017)         | 101       |
| 6. Taysom Hill (2012)           | 71        |
| 7. Drew Miller (1997)           | 67        |
| <b>8. Bear Bachmeier (2025)</b> | <b>63</b> |

**Passing Touchdowns**

|                                 |          |
|---------------------------------|----------|
| 1. Tanner Mangum (2015)         | 23       |
| 2. Jake Heaps (2010)            | 15       |
| 3. Zach Wilson (2018)           | 12       |
| 4. John Beck (2003)             | 5        |
| <b>5. Bear Bachmeier (2025)</b> | <b>4</b> |
| 5. Taysom Hill (2012)           | 4        |
| 7. Joe Critchlow (2017)         | 3        |
| 7. Drew Miller (1997)           | 3        |

**Rushing Attempts**

|                                 |           |
|---------------------------------|-----------|
| 1. Zach Wilson (2018)           | 75        |
| 2. Tanner Mangum (2015)         | 63        |
| 3. Taysom Hill (2012)           | 55        |
| 4. John Beck (2003)             | 54        |
| 5. Jake Heaps (2010)            | 34        |
| <b>6. Bear Bachmeier (2025)</b> | <b>22</b> |
| 7. Joe Critchlow (2017)         | 15        |
| 8. Drew Miller (1997)           | 10        |

**Rushing Yards**

|                                 |           |
|---------------------------------|-----------|
| 1. Taysom Hill (2012)           | 336       |
| 2. Zach Wilson (2018)           | 221       |
| <b>3. Bear Bachmeier (2025)</b> | <b>65</b> |

**Rushing Touchdowns**

|                          |          |
|--------------------------|----------|
| <b>1. Bear Bachmeier</b> | <b>4</b> |
| 1. Taysom Hill (2012)    | 4        |
| 3. Zach Wilson (2018)    | 2        |

**NOTEABLE OFFENSIVE PLAYERS 2024 SEASON/CAREER HIGH (at BYU)**

**#0 TEI NACUA, WR**

|           |   |
|-----------|---|
| Rec.      | - |
| Rec. Yds  | - |
| Rec. TD   | - |
| Long Rec. | - |

**#2 CHASE ROBERTS, WR**

|           |                                 |
|-----------|---------------------------------|
| Rec.      | 5, Stanford/8, Baylor (22)      |
| Rec. Yds  | 97, at ECU/131, Cincinnati (23) |
| Rec. TD   | 1, Portland State/1, 12 times   |
| Long Rec. | 41, Stanford/62, UCF (24)       |

**#3 MCCAE HILLSTEAD, QB**

|                     |                         |
|---------------------|-------------------------|
| Passing attempts    | 5, Portland State/same  |
| Passing completions | 4, Portland State/same  |
| Passing yards       | 33, Portland State/same |
| Passing TD          | -                       |
| Long pass           | 13, Portland State/same |
| Rush att            | 2, Portland State/same  |
| Rush yds            | 23, Portland State/same |
| Rush TD             | -                       |
| Long rush           | 13, Portland State/same |

**#4 LJ MARTIN, RB**

|            |  |
|------------|--|
| Rec.       | 1, twice/4, TCU (23)                   |
| Rec. Yds   | 12, Portland State/46, Arizona (24)    |
| Rec. TD    | -/1, three times                       |
| Long Rec.  | 12, Portland State/33, Arizona (24)    |
| Rush       | 18, Stanford/23, Arkansas (23)         |
| Rush yards | 131, Portland State/same               |
| Rush TD    | 1, at ECU/2, four times                |
| Long Rush  | 49, Portland State/55, Texas Tech (23) |

**#5 CODY HAGEN, WR**

|            |                         |
|------------|-------------------------|
| Rec.       | 2, Portland State/same  |
| Rec. Yds   | 35, Portland State/same |
| Rec. TD    | -                       |
| Long Rec.  | 24, Portland State/same |
| Rush       | 3, at ECU/same          |
| Rush yards | 57, Portland State/same |
| Rush TD    | 1, Portland State/same  |
| Long Rush  | 57, Portland State/same |

**#11 PARKER KINGSTON, WR**

|           |                         |
|-----------|-------------------------|
| Rec.      | 5, at ECU/6, WVU (23)   |
| Rec. Yds  | 55, at ECU/57, WVU (23) |
| Rec. TD   | -/1, twice              |
| Long Rec. | 19, at ECU/42, TCU (23) |

**#13 JOJO PHILLIPS, WR**

|           |                           |
|-----------|---------------------------|
| Rec.      | 3, Stanford/same          |
| Rec. Yds  | 30, Stanford/70, SIU (24) |
| Rec. TD   | -/1, three times          |
| Long Rec. | 1, Stanford/57, SIU (24)  |

**#18 REGGIE FRISCHKNECHT, WR**

|           |   |
|-----------|---|
| Rec.      | - |
| Rec. Yds  | - |
| Rec. TD   | - |
| Long Rec. | - |

**#19 TIGER BACHMEIER, WR**

|           |                        |
|-----------|------------------------|
| Rec.      | 1, Portland State/same |
| Rec. Yds  | 8, Portland State/same |
| Rec. TD   | -                      |
| Long Rec. | 8, Portland State      |

**#20 CARSEN RYAN, TE**

|           |                         |
|-----------|-------------------------|
| Rec.      | 4, at ECU/same          |
| Rec. Yds  | 63, at ECU/same         |
| Rec. TD   | 1, twicesame            |
| Long Rec. | 25, Portland State/same |

**#21, ENOCH NAWAHINE RB**

|            |                              |
|------------|------------------------------|
| Rec.       | -/1, Kansas State (24)       |
| Rec. Yds   | -/1, Kansas State (24)       |
| Rec. TD    | -                            |
| Long Rec.  | -/1, Kansas State (24)       |
| Rush       | 3, at ECU/19, at Baylor (24) |
| Rush yards | 5, at ECU/51, at Baylor (24) |
| Rush TD    | -/1, at SMU (24)             |
| Long Rush  | 5, at ECU/12, at Baylor (24) |

**#28, JOVESA DAMUNI, RB**

|            |                         |
|------------|-------------------------|
| Rec.       | 2, Portland State/same  |
| Rec. Yds   | 14, Portland State/same |
| Rec. TD    | -                       |
| Long Rec.  | 13, Portland State/same |
| Rush       | 7, Portland State/same  |
| Rush yards | 44, Portland State/same |
| Rush TD    | -                       |
| Long Rush  | 12, Portland State/same |

**#30, SIONE MOA RB**

|            |   |
|------------|---|
| Rec.       | 3, at ECU/3, Kansas State (24)            |
| Rec. Yds   | 24, at ECU/same                           |
| Rec. TD    | -   |
| Long Rec.  | 17, Stanford/same                         |
| Rush       | 7, twice/15, Kansas State (24)            |
| Rush yards | 33, Portland State/76, Kansas State (24)  |
| Rush TD    | 1, Stanford/1, four times                 |
| Long Rush  | 19, Portland State-/24, Kansas State (24) |

**#45 KEAYEN NEAD, TE**

|           |   |
|-----------|---|
| Rec.      | - |
| Rec. Yds  | - |
| Rec. TD   | - |
| Long Rec. | - |

**#47 BEAR BACHMEIER QB**

|                     |                         |
|---------------------|-------------------------|
| Passing attempts    | 27, Stanford/same       |
| Passing completions | 18, at ECU/same         |
| Passing yards       | 246, at ECU/same        |
| Passing TD          | 3, Portland State/same  |
| Long pass           | 41, Stanford/same       |
| Rush att            | 12, Stanford/same       |
| Rush yds            | 32, Portland State/same |
| Rush TD             | 2, Portland State/same  |
| Long rush           | 16, at ECU/same         |

**#82 NOAH MOEAKI, TE**

|           |                        |
|-----------|------------------------|
| Rec.      | 1, Portland State/same |
| Rec. Yds  | 5, Portland State/same |
| Rec. TD   | 1, Portland State/same |
| Long Rec. | 5, Portland State/same |


**#87 ETHAN ERICKSON, TE**

|           |                       |
|-----------|-----------------------|
| Rec.      | -/1, three times      |
| Rec. Yds  | -/19, Iowa State (23) |
| Rec. TD   | -/1, Utah State (22)  |
| Long Rec. | -/19, Iowa State (23) |





## #16 | ISAAH GLASKER | LB | 6-5 | 240 | R-JR. | SOUTH JORDAN, UT | BINGHAM HS




- Parents are Stephen and Melissa Glasker; Father, Stephen, played baseball at BYU and in the minor leagues (Texas Rangers); Mother, Melissa, played volleyball at BYU
- 2025 Team Co-Captain; Major: Marketing
- Missionary Service: Served a full-time mission for The Church of Jesus Christ of Latter-day Saints in Montevideo, Uruguay
- Sister, Torre, played volleyball at the University of Utah (2016-17) and UC Santa Barbara (2018-19)
- Sister, Naomi, played volleyball at Yavapai College (2021-22), where she transferred from Utah State Eastern (2020)
- Prepped at Bingham High School where he had a standout two-way career playing offense and defense
- Received 2024 Sports Illustrated All-America honorable mention; Named 2024 All-Big 12 Defense HM




| STATS  | GP | GS | TACKLES | SOLO | AST | TFL | SACK | FF | FR | PBU | INT | PDEF | TD | QBH |
|--------|----|----|---------|------|-----|-----|------|----|----|-----|-----|------|----|-----|
| 2025   | 3  | 3  | 13      | 9    | 4   | 4.5 | 1    | 1  | 0  | 1   | 0   | 1    | 0  | 2   |
| CAREER | 24 | 12 | 86      | 52   | 34  | 19  | 4.5  | 2  | 0  | 5   | 3   | 8    | 1  | 21  |

## #17 | JACK KELLY | LB | 6-2 | 242 | R-SR. | KEARNS, UT | WEBER STATE



- Parents are Mark and Melissa Kelly
- 2025 Team Captain; Major: Business Management
- Grew up competing in BMX dirt track racing, becoming BMX National Champion
- Transfer from Weber State after prepping at Kearns High School
- Played in 28 games for the Weber State, totaling 85 tackles, 20 tackles for loss, 16.5 sacks, five forced fumbles, two fumble recoveries, seven pass breakups and an interception
- Led the Big Sky Conference with 10.5 sacks in 2023
- Named to Butkus Award Watch List (2024 & 2025)
- CFN Big 12 Defensive Newcomer of the Year and Defensive Transfer of the Year (2024)



| STATS  | GP | GS | TACKLES | SOLO | AST | TFL  | SACK | FF | FR | PBU | INT | PDEF | TD | QBH |
|--------|----|----|---------|------|-----|------|------|----|----|-----|-----|------|----|-----|
| 2025   | 3  | 3  | 13      | 9    | 4   | 4.5  | 3    | 1  | 0  | 0   | 0   | 0    | 0  | 1   |
| CAREER | 44 | 38 | 141     | 92   | 56  | 34.5 | 24.5 | 8  | 3  | 7   | 2   | 9    | 0  | 20  |

## #57 | KEANU TANUVASA | DT | 6-4 | 300 | R-JR. | MISSION VIEJO, CA | UTAH



- Parents are Shawn and Lisa; Wife's name is Zerine
- Served two-year mission for The Church of Jesus Christ of Latter-day Saints to Provo, Utah
- Transfer from Utah, where he appeared in 24 games with 19 starts on the defensive line
- Was named a 2024 All-Big 12 Conference honorable mention
- Played in seven games in 2024 for the Utes with 17 tackles, 4.5 tackles for loss and one sack, adding four pass breakups and two QB hurries
- Started all 13 games as a redshirt freshman in 2023, earning CFN Freshman All-America honorable mention
- 2025 Team Captain



| STATS  | GP | GS | TACKLES | SOLO | AST | TFL | SACK | FF | FR | PBU | INT | PDEF | TD | QBH |
|--------|----|----|---------|------|-----|-----|------|----|----|-----|-----|------|----|-----|
| 2025   | 3  | 3  | 8       | 3    | 5   | 1   | 1    | 0  | 0  | 0   | 0   | 0    | 0  | 0   |
| CAREER | 27 | 22 | 58      | 21   | 37  | 13  | 5    | 1  | 0  | 5   | 0   | 5    | 0  | 2   |

## #7 | LOGAN LUTUI | DE | 6-2 | 260 | R-SR. | WEST VALLEY CITY, UT | WEBER STATE



- Parents are Vaikalafi & Saani
- Major: Exercise Science (pre-med)
- Missionary Service: Served a full-time mission for The Church of Jesus Christ of Latter-day Saints in Auckland, New Zealand (2017-19)
- Fluent in Tongan
- Married: Wife's name is Selel, married 2021; Son, Ezekiel, was born in May 2022
- Played in all 13 games last year for the Cougars, starting four outings
- Sacked Colorado quarterback Shedeur Sanders for loss of 23 yards, forcing the No. 23 Buffaloes into a missed field goal attempt in BYU's 36-14 Valero Alamo Bowl win to conclude last season
- 2025 Team Co-Captain



| STATS  | GP | GS | TACKLES | SOLO | AST | TFL  | SACK | FF | FR | PBU | INT | PDEF | TD | QBH |
|--------|----|----|---------|------|-----|------|------|----|----|-----|-----|------|----|-----|
| 2025   | 3  | 3  | 15      | 5    | 10  | 3    | 0    | 0  | 0  | 1   | 0   | 1    | 0  | 0   |
| CAREER | 43 | 13 | 70      | 28   | 42  | 10.5 | 2.5  | 0  | 1  | 3   | 1   | 4    | 0  | 0   |

**#4 | MORY BAMBA | CB | 6-3 | 190 | R-SR. | MENOMONEE FALLS, WI | TYLER JC**



- Mother is Matogomah Cisse
- Major: Business
- Loves video games and soccer
- Competed in 110 hurdles and triple jump in track and field
- Speaks French and Madinka
- Transfer from Tyler (Texas) Junior College in spring 2022
- Played at ASA College (Miami, Florida), recording 14 tackles, six pass breakups and an interception
- Played in 10 games, starting five last year, with career-high three tackles in 22-21 win at Utah
- 2025 Team Co-Captain



| STATS  | GP | GS | TACKLES | SOLO | AST | TFL | SACK | FF | FR | PBU | INT | PDEF | TD | QBH |
|--------|----|----|---------|------|-----|-----|------|----|----|-----|-----|------|----|-----|
| 2025   | 3  | 1  | 6       | 6    | 0   | 1   | 0    | 0  | 0  | 0   | 0   | 0    | 0  | 0   |
| CAREER | 25 | 7  | 30      | 21   | 9   | 1   | 0    | 0  | 0  | 5   | 0   | 5    | 0  | 0   |

**#0 | EVAN JOHNSON | CB | 6-0 | 185 | R-SO. | MONTEREY, CA | STEVENSON HS**




- Parents are Ron and Lynn
- Father, Ron, was an NFL wide receiver with the Philadelphia Eagles
- Helps serve at a Boys and Girls club in Monterrey County, CA
- Fluent in Spanish: Major: Business
- Played in 12 games, starting four in 2024, recording first career INT in 34-14 win at Wyoming and second career pick in 36-14 win over No. 23 Colorado in 2024 Valero Alamo Bowl
- Awarded Defensive Player of the Game by coaching staff for performance versus Wyoming
- This year has 2 picks, with INTs on back-to-back defensive snaps win at East Carolina—first pick in end zone to stop a possible ECU score, followed by jumping a route for a 4-yard Pick-6 TD for BYU



| STATS  | GP | GS | TACKLES | SOLO | AST | TFL | SACK | FF | FR | PBU | INT | PDEF | TD | QBH |
|--------|----|----|---------|------|-----|-----|------|----|----|-----|-----|------|----|-----|
| 2025   | 3  | 3  | 9       | 7    | 2   | 0   | 0    | 0  | 0  | 1   | 2   | 3    | 1  | 0   |
| CAREER | 21 | 7  | 27      | 20   | 7   | 0   | 0    | 0  | 0  | 3   | 4   | 7    | 1  | 0   |

**#28 | TANNER WALL | S | 6-1 | 205 | R-SR. | ALEXANDRIA, VA | YORKTOWN HS**




- Parents are Ryan and Sher Wall; Wife's name is Corinne, married May 2024
- CSC Academic All-American in 2024
- Missionary Service: Served a full-time mission for The Church of Jesus Christ of Latter-day Saints in Maceio, Brazil (2018-2020)
- Fluent in Spanish and Portuguese
- Tallied 55 catches for 857 yards & 17 TDs as a senior at Yorktown HS, totaling 1,650 all-purpose yards
- 6A Liberty Conference Player of the Year also played defense (131 tackles, 9 TFL, 2 INT, and 8 PBU)
- At BYU moved from WR to DB in 2023, but suffered season-ending injury. Earned starting role in 2024
- Made career high 13 tackles vs. Houston; His 3 interceptions led team w/Jakob Robinson last year
- 2025 Team Captain has earned a place on this year's prestigious AFCA Allstate Good Works Team




| STATS  | GP | GS | TACKLES | SOLO | AST | TFL | SACK | FF | FR | PBU | INT | PDEF | TD | QBH |
|--------|----|----|---------|------|-----|-----|------|----|----|-----|-----|------|----|-----|
| 2025   | 3  | 3  | 7       | 5    | 2   | 0   | 0    | 0  | 0  | 0   | 0   | 0    | 0  | 0   |
| CAREER | 34 | 19 | 83      | 45   | 38  | 0   | 0    | 0  | 0  | 1   | 3   | 4    | 0  | 0   |

**#44 | WILL FERRIN | K | 6-3 | 175 | R-SR. | KAYSVILLE, UT | BOISE STATE**



- Parents are Jim & Margo
- Married: Wife, Courtney, is an elementary school teacher; Two brothers played lacrosse at BYU
- Major: Business Management; Named to CSC Academic All-District Team (2023)
- Served a two-year mission for The Church of Jesus Christ of Latter-day Saints in Vancouver, Canada
- Big 12 Co-Special Teams Player of the Year (2024); Big 12 Kicker of the Year (College FB Net, 2024)
- All-Big 12 First Team (Big 12 Coaches, AP, College Football Network, Phil Steele; 2024)
- Lou Groza Award Semifinalist (2024)
- 2025 Lou Groza Award Watch List & Preseason All-Big 12 Team; 2025 Team Co-Captain
- Holds BYU single-season field goal record (24 in 2024), single-season record for consecutive FG made (16 in 2024), and this year has set the career record for consecutive FG made overall with current streak of 24 consecutive FG made over the 2024 and 25 seasons



| STATS  | GP | FGM | FGA | PCT    | LONG | PAT ATT | PAT M | PCT    |
|--------|----|-----|-----|--------|------|---------|-------|--------|
| 2025   | 3  | 8   | 8   | 100.0% | 56   | 14      | 14    | 100.0% |
| CAREER | 38 | 43  | 49  | 87.8%  | 56   | 87      | 88    | 98.9%  |



**DEFENSIVE RECORDS SINCE 2000**

(Only defensive statistics since 2000 are officially recognized by the NCAA)

**Individual Career Sacks**

1. **30 Jan Jorgensen (2006-09)**
2. 27 Bronson Kaufusi (2012-15)
3. 26 Kyle Van Noy (2010-13)
4. 19 Brady Poppinga (2001-04)
5. 17 Corbin Kaufusi (2016-2018)

**Individual Career Forced Fumbles**

1. **11 Kyle Van Noy (2010-13)**
2. 6 Andrew Rich (2008-10)
- 6 Aaron Francisco (2001-04)
3. 5 Bronson Kaufusi (2012-2015)
4. 4 Four players tied with 4

**Individual Career Fumble Recoveries**

1. **7 Dayan Ghanwoloku (2016-19)**
2. 6 Jan Jorensen (2006-09)
- 6 Shawn Doman (2006-09)
4. 5 Spencer Hadley (2008, 11-13)
- 5 Fred Warner (2014-2017)

**Individual Career Interceptions**

1. **13 Kai Nacua (2013-16)** *\*older brother of Puka, Tei*
2. 11 Jakob Robinson (2021-2024)
3. 10 Andrew Rich (2008-10)
4. 9 Jernaro Gilford (1999, 2001-03)

**Individual Career Pass Breakups**

1. **23 Robertson Daniel (2013-14)**
- 23 Daniel Sorensen (2008, 11-13)**
3. 21 Jakob Robinson (2021-2024)
- 21 Brian Logan (2009-10)
4. 20 Preston Hadley (2011-12)
5. 19 Kaleb Hayes (2021-22)

**Individual Career Total Tackles**

1. **330 Aaron Francisco (2001-04)**
- 311 Max Tooley (2018-23)
- 294 Cameron Jensen (2004-06)
- 275 David Nixon (2003, 06-08)
- 267 Paul Walkenhorst (2000-05)
- 264 Fred Warner (2014-2017)

**BYU SPECIAL TEAMS BY THE NUMBERS**

**24** Kicker Will Ferrin has made all eight FG attempts in 2025 to extend his school record of consecutive FGs made to 24 (over the past two seasons).

**56** Kicker Will Ferrin made a career-long 56-yard field goal vs. Portland State to tie the BYU school record set by Owen Pochman vs. New Mexico in 2000. Last year Ferrin made a 54-yard field goal at Baylor and made four total 50+ FGs in 2024.

**44.1** 2024 Ray Guy Award Watchlist punter Sam Vander Haar (Melbourne, Australia) is averaging 44.1 yards on eight punts while placing 5 inside the 20. Last year he flipped the field with a career-long 70-yarder to the Baylor 3-yard line in BYU's win over the Bears. He also ran 22 yards on a fake punt to convert 4th-&-10.

**40+** Two BYU players had returns of 44 yards vs. Stanford (Tiger Bachmeier, punt ret. & Cody Hagen kick ret). All-American punt returner Parker Kingston has a long of 31 yards this year vs. Portland St. Last year he returned a punt for a 90-yard TD vs. K-State, BYU's first punt return TD since JD Falslev's 71-yd score vs. Middle Tennessee in 2013. He added a 64-yard punt return for a TD in last year's Alamo Bowl to become the first BYU player with two punts return TDs in a season since James Dye in 1996; just the sixth player in program history with multiple touchdowns on punt returns in a season.

**NOTEABLE DEFENSIVE PLAYERS | SEASON/CAREER HIGH (@BYU)**

|   |  |   |
|---|--|---|
| <p><b>#0 EVAN JOHNSON CB</b></p> <p>Tackles 6, at ECU/same<br/>Solo 5, at ECU/same<br/>Assisted 1 at ECU/same (7 times)<br/>INT 2, at ECU/same<br/>PBU 1, at ECU /same (3 times)<br/>QBH - /1, at UCF ('24)</p> <p><b>#1 THERRIAN ALEXANDER III CB</b></p> <p>Tackles 5, at ECU<br/>Solo 4, at ECU<br/>Assisted 1, at ECU, Stanford<br/>QBH 2, Stanford<br/>PBU 1, at ECU</p> <p><b>#3 RAIDER DAMUNI S</b></p> <p>Tackles 8, at ECU/same<br/>Solo 6, at ECU/same<br/>Assisted 2, at ECU, Stan, PSU/4 at Utah('24), WVa, ('23)<br/>Forced Fumble -/1, OkSt, ('23)<br/>INT 1, Stanford/same<br/>PBU -, / 1, WVa, ('23)<br/>Sack - /1, Colorado ('24)<br/>TFL - /1, Colorado ('24)<br/>QBH 1, PSU / same</p> <p><b>#4 MORY BAMBA CB</b></p> <p>Tackles 4, at ECU<br/>Solo 4, at ECU<br/>Assisted 2, Stanford<br/>TFL 1, at ECU</p> <p><b>#7 LOGAN LUTUI DE</b></p> <p>Tackles 7, at ECU/same<br/>Solo 2, Stan, PSU/1, same (last v. Okla ('23)<br/>Assisted 6, at ECU/same<br/>TFL 1.5, Sanford/same<br/>Sack - /1, Colorado ('24)<br/>PBU 1, at ECU /2, at Baylor ('24)<br/>QBH - /2, Arizona ('24)<br/>FR - /1, Houston ('24)</p> <p><b>#11 FALETAU SATUALA</b></p> <p>Tackles 5, Stanford/same<br/>Solo 2, Stanford/same (3 times)<br/>Assisted 3, Stanford/same<br/>TFL 1.5, Stanford/same<br/><i>*shared TFL w/Jack Kelly vs. Stanford resulted in a safety</i><br/>INT 1, Stanford/same, also at UCF ('24)<br/>FF 1, PSU/same</p> <p><b>#16 ISAIAH GLASKER LB</b></p> <p>Tackles 6, at ECU/12, at ASU ('24)<br/>Solo 4, at ECU/ 7, at ASU ('24)<br/>Assisted 2, at ECU/5, at ASU, at Utah ('24)<br/>TFL 2, at ECU/same (also at ASU, Arizona ('24)<br/>Sack 1, Stanford /same, also Houston, Arizona, at WYO ('24)<br/>PBU 1, at ECU /same (4 times)<br/>INT - /1, (three times, last 24 Alamo Bowl vs. Colorado)<br/>FF 1, Stanford/same<br/>QBH 2, Stanford/same</p> | <p><b>#17 JACK KELLY LB (AT BYU)</b></p> <p>Tackles 7, at ECU/same (also Houston, at Utah ('24)<br/>Solo 4, at ECU, Stanford/ same, also Houston, Kansas ('24)<br/>Assisted 3, at ECU/4, at Utah<br/>TFL 2.5, Stanford /same, Houston ('24)<br/>Sack 2, at ECU /same<br/>QBH 1, Stanford, PSU/3, at SMU ('24)<br/>FF - /1, Houston, K-St.('24)<br/>Block-return 1, PSU, 54y for TD/same<br/>PBU - /1, at Baylor ('24)<br/>INT - /1, Houston ('24)</p> <p><b>#22 TOMMY PRASSAS, S</b></p> <p>Tackles 3, Stanford /7, Houston, at Utah('24)<br/>Solo 2, Stanford / 4, Houston, Kansas ('24)<br/>Assisted 1, Stanford /4, at Utah ('24)<br/>TFL - /2.5, Houston ('24)<br/>Sack - /1, OKST, K-St., at WYO, SMU ('24)<br/>QBH 1, Stanford /3, at SMU ('24)<br/>FF - /1, Houston, K-St. ('24)<br/>PBU - /1, at Baylor ('24)<br/>INT - /1, Houston ('24)</p> <p><b>#25 TALAN ALFREY S</b></p> <p>Tackles 3, PSU/10, (twice)<br/>Solo 3, PSU/7, Oklahoma ('23)<br/>Assisted - /5, USU ('22)<br/>TFL 1, PSU/same<br/>Fumble recovery - /1, USU ('22)<br/>INT - /1, at Liberty ('22)<br/>PBU - /1, twice ('22)<br/>KO Return TD - /1, Houston ('24)</p> <p><b>#28 TANNER WALL, S</b></p> <p>Tackles 4, Stanford /6, at Ark, Kan ('23)<br/>Solo 3, Stanford /5, at ASU ('24)<br/>Assisted 1, at ECU, Stanford /5, at ARK, ('23)<br/>INT - /1, at ASU, OKST, Arizona ('24)</p> <p><b>#33, CHOE BRYANT-STROTHER LB (AT BYU)</b></p> <p>Tackles 2, PSU/3, at Wyoming ('24)<br/>Solo 2, PSU/same (at UCF, '24)<br/>Assisted - /3, at Wyoming('24)<br/>TFL 1, PSU / same<br/>Sack 1, PSU / same</p> <p><b>#45 VILIAMI PO'UHA DE</b></p> <p>Tackles 2, at ECU<br/>Solo -<br/>Assisted 2, at ECU<br/>TFL 0.5, Stanford<br/>FR 1, Stanford</p> <p><b>#54 SIALE ESERA LB</b></p> <p>Tackles 5, at ECU/8 at Texas ('23)<br/>Solo 2 at ECU /same (4 times)<br/>Assisted 3, at ECU/8 at Texas ('23)<br/>TFL 0.5, at ECU /1, twice, last Colorado ('24)<br/>QBH 1, Stanford /same, Arizona ('24)</p> | <p><b>#55 JOHN TAUMOEPAEU DT</b></p> <p>Tackles 4, at ECU/same<br/>Solo 1, at ECU, PSU/2, at Baylor ('24)<br/>Assisted 3, at ECU/same<br/>TFL 0.5, PSU/1, at Baylor ('24)<br/>Sack - /1, at Baylor ('24)<br/>FR 1, PSU/same<br/>Block kick 1, PSU(FG)/same</p> <p><b>#57 KEANU TANUVASA, DT (AT BYU)</b></p> <p>Tackles 4, Stanford<br/>Solo 2, Stanford<br/>Assisted 3, at ECU<br/>TFL 1, Stanford<br/>Sack 1, Stanford<br/>QBH 1, PSU</p> <p><b>#94 ANISI PURCELL, DT (AT BYU)</b></p> <p>Tackles 3, PSU/same<br/>Solo 1, PSU/same<br/>Assisted 2, PSU/same<br/>TFL 1, PSU/same<br/>Sack 1, PSU/same</p> <p><b>SPECIALISTS</b></p> <p><b>#5 CODY HAGEN KR (AT BYU)</b></p> <p>Kick Returns 2, at ECU/same<br/>Kick Ret. Yrds 44, Stanford/same<br/>Long Kick Ret 44, Stanford/same<br/>Kick Return for TD -</p> <p><b>#11 PARKER KINGSTON KR</b></p> <p>Kick Returns -/3, SUU ('23)<br/>Kick Ret.Yards -/87, SUU ('23)<br/>Long Kick Ret -/41, SUU ('23)<br/>Punt Returns 4, PSU/same<br/>Punt Ret. Yrds 54, PSU/90, K-St. ('24)<br/>Long Punt Ret 31, PSU/90, K-St. ('24)<br/>Punt Return for TD - / 1, twice/K-St, Colorado ('24)</p> <p><b>#19 TIGER BACHMEIER PR (AT BYU)</b></p> <p>Punt Returns 1, at ECU, Stanford, PSU/same<br/>Punt Ret. Yrds 44, Stanford/same<br/>Long Punt Ret 44, Stanford/same<br/>Punt Return for TD -</p> <p><b>#44 WILL FERRIN K</b></p> <p>FGM 4, Stanford/same<br/>FGA 4, Stanford/same<br/>Long FG 56, PSU/same<br/>PATM 9, PSU/same<br/>PATA 9, PSU/same</p> |
|---|--|---|

# KALANI SITAKE - HEAD COACH

**YEARS AT BYU:** 10th year at BYU (75-43) **YEARS OVERALL:** 10th year as head coach, 25 years in coaching

**kah-lah-nee see-tah-kay**



Kalani Sitake (kah-lah-nee see-tah-kay) is entering his 10th season overseeing the BYU football program in 2025.

In his 25th overall season as a coach, Sitake leads the program he once played for under legendary Hall of Fame coach LaVell Edwards. A former Cougar running back (1994, 1997-2000), Sitake is the 14th head coach in BYU history and just the fourth since 1972, when Edwards took over the program. Sitake is the first former player under Edwards to be named head coach at BYU.

Sitake and his program moved from the ranks of FBS independents to join the Big 12 Conference in 2023 to take another step forward in the Big 12 Conference. A former Cougar running back (1994, 1997-2000), Sitake has guided BYU to a 72-43 (.626) overall record during his first nine seasons, including an 11-2 record in 2024 while finishing Big 12 play at 7-2 in a four-way tie for first place atop the conference standings. Sitake has guided BYU to double-digit victory seasons in three of the past five years while achieving a 45-18 (.714) record to boast the No. 8 winning percentage among all FBS coaches in that span.

This past season the American Football Coaches Association named Sitake its 2024 Region 4 Coach of the Year and a finalist for AFCA National Coach of the Year. He was also a semifinalist for the prestigious George Munger Award from the Maxwell Football Club given to the nation's top coach. He was named to the Paul "Bear" Bryant Coach of the Year Award Watchlist and the Dodd Trophy Midseason Watch List.

The Cougars finished the year ranked No. 13 in the nation after earned a 36-14 victory over No. 23 Colorado in the Valero Alamo Bowl in front of the most-watched game in the modern era of BYU football with 8 million viewers on ABC—the most-watched bowl game outside of the College Football Playoff in the 2024 season. A capacity crowd of 64,261 also watched the game in person—the second-highest for a Valero Alamo Bowl that did not include a Texas team (other was Oklahoma State and Ohio State in 2004) and the highest attended bowl game outside of the CFP in 2024.

With the invitation to the 2024 Alamo Bowl, Sitake has been part of 15 bowl games during his coaching career. He has been on the winning side 12 times those 15 bowl games, including a 5-2 mark as a head coach at BYU.

Before joining the Big 12 during his tenure in independence, Sitake helped the Cougars achieve notable wins over Arkansas, Baylor, Wisconsin, Michigan State, Mississippi State, Tennessee, USC, Utah, Arizona, Arizona State, Washington State and Boise State, among others. He has also championed BYU's Built4Life career development and NIL program. Built4Life is designed to support BYU student-athletes in developing critical life skills, facilitating professional development opportunities and connecting classroom learning directly to relevant employment opportunities.

Named BYU's head coach on December 19, 2015, Sitake returned to his alma mater from Oregon State, where he served as assistant head coach and defensive coordinator in 2015 under head coach Gary Andersen. Sitake took the helm at BYU after 15 years in the college coaching profession, which included seven seasons serving as a defensive coordinator and four years as an assistant head coach.

Prior to Oregon State, Sitake spent 10 seasons at the University of Utah under head coach Kyle Whittingham, also a former Cougar. Sitake started at Utah in 2005 as the linebackers coach and was promoted to defensive coordinator in 2009 before also being named assistant head coach in 2012. While at Utah, Sitake coached several Pac-12 and Mountain West Conference honorees, including Morris Trophy winners Star Lotulelei (2011) and Nate Orchard (2014).

During his career, Sitake has helped mentor 33 NFL Draft picks, including 13 Cougars since taking over the program. Last year's draft saw left tackle Kingsley Suamataia selected by the Kansas City Chiefs. In 2023, three Cougars drafted included Blake Freeland (4th round), Jaren Hall (5th round) and Puka Nacua (5th round). Nacua earned All-Pro status while finishing as the Offensive Rookie of the Year runner-up after a record-breaking first season in the league. In 2022, RB Tyler Allgeier went to the Atlanta Falcons, where he set a Falcon's rushing record for a rookie with a 1,000-yard season. Allgeier followed the footsteps of other recent Cougar draft picks under Sitake, such as No. 2 overall pick Zach Wilson and offensive tackle Brady Christensen among five players drafted in the 2021, linebackers Sione Takitaki and Fred Warner in 2019 and 2018 and running back Jamaal Williams in 2017. Among their many accomplishments, Williams, BYU's all-time rushing leader, also rushed for more than 1,000 yards in 2022 while leading the NFL in rushing touchdowns, while Warner again earned All-Pro honors being widely regarded as one of the top linebackers in the NFL.

Sitake began his coaching career in 2001 as the defensive backs and special teams coach at Eastern Arizona before becoming a defensive graduate assistant at BYU in 2002 under Gary Crowton. Sitake then joined the staff at Southern Utah where he coached running backs, tight ends and offensive line during the 2003 and 2004 seasons.

He began his BYU playing career in 1994 prior to serving a two-year mission for The Church of Jesus Christ of Latter-day Saints to Oakland, California. After returning and redshirting in 1997, Sitake was a three-year starter at fullback for the Cougars from 1998-2000 under Edwards. A team captain as a senior, Sitake's last game as a player was also the last game coached by the legendary Edwards, who was a great mentor for Sitake.

Born in Nuku'alofa, Tonga, and raised in Laie, Hawaii'i and Provo, Utah, Sitake is the nation's first FBS head football coach of Tongan descent. He graduated from BYU in 2000 with a bachelor's degree in English. He and his wife Timberly have four children.

## NOTABLES

- 33 NFL Draft picks
- 14 bowl games
- 7 Freshman All-Americans

## NFL DRAFT PICKS

- Zach Wilson (1st Rd (2nd overall, New York)
- Star Lotulelei (1st Rd, Carolina)
- Kingsley Suamataia (2nd Rd, Kansas City)
- Koa Misi (2nd Rd, Miami)
- Eric Rowe (2nd Rd, Philadelphia)
- Nate Orchard (2nd Rd, Cleveland)
- Paul Kruger (2nd Rd, Baltimore)
- Sean Smith (2nd Rd, Miami)
- Eric Weddle (2nd Rd, San Diego)
- Brady Christensen (3rd Rd, Carolina)
- Fred Warner (3rd Rd, San Francisco)
- Jeremiah Poutasi (3rd Rd, Tennessee)
- Sione Takitaki (3rd Rd, Cleveland)
- Jamaal Williams (4th Rd, Green Bay)
- Keith McGill (4th Rd, Oakland)
- Paul Soliai (4th Rd, Miami)
- Blake Freeland (4th Rd, Indianapolis)
- Jaren Hall (5th Rd, Minnesota)
- Puka Nacua (5th Rd, LA Rams)
- Tyler Allgeier (5th Rd, Atlanta)
- Treston Decoud (5th Rd, Houston)
- Robert Johnson (5th Rd, Tennessee)
- Stevenson Sylvester (5th Rd, Pittsburgh)
- Brandon Burton (5th Rd, Minnesota)
- Spencer Toone (5th Rd, Tennessee)
- Brice McCain (6th Rd, Houston)
- Kaelin Clay (6th Rd, Tampa Bay)
- Khyiris Tonga (7th Rd, Chicago)
- Chris Wilcox (7th Rd, Tampa Bay)
- Dax Milne (7th Rd, Washington)
- R.J... Stanford (7th Rd, Carolina)
- Joe Kruger (7th Rd, Philadelphia)
- Trevor Reilly (7th Rd, New York Jets)

## PLAYING CAREER


- 1994, 1997-2000 BYU fullback
- Team captain 2000
- Signed with Cincinnati Bengals in 2001

## EDUCATION/FAMILY

- Bachelor of Arts - English (2000)
- Married to Timberly Fiddle
- 4 children: Skye, Sadie, Kelaokalani, Sylvia
- Birthplace: Nuku'alofa, Tonga

## SITAKE COACHING EXPERIENCE

|         |                 |                     |
|---------|-----------------|---------------------|
| 2016-   | BYU             | Head Coach          |
| 2015    | Oregon State    | Assistant HC/DC     |
| 2012-14 | Utah            | Assistant HC/DC/LB  |
| 2009-12 | Utah            | Def. Coordinator/LB |
| 2005-08 | Utah            | Linebackers         |
| 2004    | Southern Utah   | Offensive Line/TE   |
| 2003    | Southern Utah   | Running Backs/TE    |
| 2002    | BYU             | GA-Defense          |
| 2001    | Eastern Arizona | DB/Sp. Teams        |





**COACHES AND SUPPORT STAFF**

Athletic Director . . . . . Brian Santiago  
 Head Coach . . . . . Kalani Sitake  
 Associate HC/DC/Safeties . . . . . Jay Hill **(Box)**  
 OC/Quarterbacks . . . . . Aaron Roderick **(Box)**  
 Passing Game Coordinator/WR . . . . . Fesi Sitake  
 Special Teams Coordinator/DE . . . . . Kelly Poppinga  
 Offensive Line/Run Game Coord. . . . . TJ Woods  
 Defense Pass Game Coord. Cornerbacks . . . . . Jernaro Gilford  
 Linebackers . . . . . Justin Ena **(Box)**  
 Tight Ends . . . . . Kevin Gilbride  
 Defensive Tackles . . . . . Sione Po'uha  
 Running Backs . . . . . Harvey Unga  
 Senior Analyst . . . . . Gary Andersen  
 Senior Analyst . . . . . Chad Kauha'aha'a  
 Assistant TE Coach . . . . . Tyson McDaniel  
 Assistant QB Coach . . . . . Matt Mitchell  
 Assistant Safeties Coach . . . . . Gavin Fowler  
 Offensive Analyst . . . . . Al Pupunu  
 Offensive Analyst . . . . . Raelon Singleton  
 Defensive Analyst . . . . . Randy Coy, Jr.  
 Defensive Analyst . . . . . Tyus Moe  
 Special Teams Analyst . . . . . Dylan Almond  
 Offensive Grad Assistant . . . . . Brandon Kipper  
 Offensive Grad Assistant . . . . . Karter Shaw  
 Defensive Grad Assistant . . . . . Wesley Johnson  
 Defensive Grad Assistant . . . . . Hayden Livingston  
 Assistant AD for Health & Performance . . . . . Coleby Clawson  
 Director of High Performance . . . . . Skyler Mayne  
 Director of Strength & Conditioning . . . . . Ryan Phillis  
 Associate Director of S & C . . . . . Nate Potoschnik  
 Strength & Conditioning Coach . . . . . Christian Tupou  
 Strength & Conditioning Coach . . . . . Zach Shaw  
 Strength & Conditioning Coach . . . . . Tim Ismail  
 Director of Rehabilitation . . . . . Terrance Motley  
 Director of Nutrition . . . . . Dan Wilcox  
 Director of Football Athletic Training . . . . . Brett Mortensen  
 Director of Mental Health . . . . . Braden Brown  
 Chief of Staff . . . . . Jon Swift  
 General Manager . . . . . Dave George  
 Director of Player Personnel . . . . . Justin Anderson  
 Director of Player Development . . . . . Mike Hall  
 Director of Recruiting . . . . . Brandon Bradley  
 Director of On-Campus Recruiting . . . . . Annie Barham  
 Director of Alumni Relations . . . . . Jack Damuni  
 Director of Scouting . . . . . Vince Feula  
 Director of Football Equipment Ops . . . . . Josh Weier  
 Director of Compliance for Football . . . . . Kurt Hunsaker  
 Director of FB Video & Technology . . . . . Brayden Woodall  
 Assistant Director of FB Video . . . . . Wyatt Parkinson  
 Associate AD for FB Academics/Built For Life . . . . . Jasen Ah You  
 Operations Assistant . . . . . Clay Aucoin  
 Executive Assistant to HC . . . . . Christiana Roberts



**KALANI SITAKE**  
 Head Coach  
 BYU, 2000



**JAY HILL (BOX)**  
 Associate HC/DC/S  
 Utah, 2000



**AARON RODERICK (BOX)**  
 OC/QB  
 BYU, 1998



**FESI SITAKE**  
 PGC/WR  
 Southern Utah, 2011



**KELLY POPPINGA**  
 Special Teams/DE  
 BYU, 2007



**TJ WOODS**  
 OL/RGC  
 Azusa Pacific, 2002



**JERNARO GILFORD**  
 DEF. PGC/CB  
 BYU, 2004



**KEVIN GILBRIDE**  
 TE  
 Hawaii, 2003



**JUSTIN ENA (BOX)**  
 LB  
 BYU, 2001



**SIONE PO'UHA**  
 DT  
 Utah, 2016



**HARVEY UNGA**  
 RB  
 Utah, 2012





**Quickie Stats**  
**Portland St. vs. BYU (Final)**  
**08/30/2025 at**



|                                  | PSU     | BYU     |
|----------------------------------|---------|---------|
| Score                            | 0       | 69      |
| <b>FIRST DOWNS</b>               | 3       | 28      |
| <b>RUSHES-YARDS (NET)</b>        | 24--5   | 48-468  |
| <b>PASSING-YARDS (NET)</b>       | 56      | 138     |
| Passes Att-Comp-Int              | 20-10-0 | 18-12-0 |
| <b>TOTAL OFFENSE PLAYS-YARDS</b> | 44-51   | 66-606  |
| Fumble Returns-Yards             | 1-0     | 1-0     |
| Punt Returns-Yards               | 0-0     | 7-103   |
| Kickoff Returns-Yards            | 2-17    | 0-0     |
| Interception Returns-Yards       | 0-0     | 0-0     |
| Punts (Number-Avg)               | 10-42.5 | 1-48.0  |
| Fumbles-Lost                     | 2-1     | 1-1     |
| Penalties-Yards                  | 4-20    | 5-55    |
| Possession Time                  | 25:38   | 34:22   |
| Third-Down Conversions           | 1-13    | 6-10    |
| Fourth-Down Conversions          | 0-0     | 1-1     |
| Red-Zone Scores-Chances          | 0-0     | 6-6     |

**Portland St.**

| <b>Rushing</b>      | No. | Gain | Loss | Net | TD | Lg | Avg  |
|---------------------|-----|------|------|-----|----|----|------|
| J.Badolato-Birdsell | 12  | 34   | 6    | 28  | 0  | 18 | 2.3  |
| T.Smith             | 2   | 2    | 0    | 2   | 0  | 2  | 1    |
| M.Avery             | 2   | 0    | 1    | -1  | 0  | 0  | -0.5 |

| <b>Passing</b> | C-A-I  | Yds | TD | Long | Sack |
|----------------|--------|-----|----|------|------|
| C.Jordan       | 8-14-0 | 58  | 0  | 20   | 2    |
| T.Smith        | 2-6-0  | -2  | 0  | 0    | 0    |

| <b>Receiving</b> | No. | Yards | TD | Long | Tgt | YAC |
|------------------|-----|-------|----|------|-----|-----|
| M.Avery          | 3   | 11    | 0  | 7    | 4   | 1   |
| B.Alvarez        | 2   | 10    | 0  | 6    | 3   | 7   |
| K.Ingman         | 1   | 20    | 0  | 20   | 2   | 18  |
| A.Miller         | 1   | 9     | 0  | 9    | 3   | 2   |

| <b>Punting</b> | No. | Yds | Avg  | Long | In20 | TB |
|----------------|-----|-----|------|------|------|----|
| T.Johnson      | 10  | 425 | 42.5 | 63   | 3    | 0  |

| <b>Punt Returns</b> | No. | Yards | TD | Long |
|---------------------|-----|-------|----|------|
|                     |     |       |    |      |

| <b>Kick Returns</b> | No. | Yards | TD | Long |
|---------------------|-----|-------|----|------|
| C.Newman            | 2   | 17    | 0  | 18   |

| <b>Tackles</b> | UA-A | Total | Sacks | TFL |
|----------------|------|-------|-------|-----|
| I.Green        | 5-10 | 15    | 0     | 0   |
| J.Roberts      | 2-8  | 10    | 0     | 0   |
| J.Helmstetler  | 2-7  | 9     | 0     | 0   |

**BYU**

| <b>Rushing</b> | No. | Gain | Loss | Net | TD | Lg | Avg  |
|----------------|-----|------|------|-----|----|----|------|
| L.Martin       | 8   | 131  | 0    | 131 | 0  | 49 | 16.4 |
| C.Hagen        | 2   | 57   | 0    | 57  | 1  | 57 | 28.5 |
| J.Damuni       | 7   | 44   | 0    | 44  | 0  | 12 | 6.3  |

| <b>Passing</b> | C-A-I  | Yds | TD | Long | Sack |
|----------------|--------|-----|----|------|------|
| B.Bachmeier    | 7-11-0 | 97  | 3  | 25   | 0    |
| T.Bourguet     | 1-2-0  | 8   | 0  | 8    | 0    |
| M.Hillstead    | 4-5-0  | 33  | 0  | 13   | 0    |

| <b>Receiving</b> | No. | Yards | TD | Long | Tgt | YAC |
|------------------|-----|-------|----|------|-----|-----|
| C.Ryan           | 2   | 47    | 1  | 25   | 2   | 14  |
| C.Hagen          | 2   | 35    | 0  | 24   | 3   | 15  |
| J.Damuni         | 2   | 14    | 0  | 13   | 2   | 14  |
| L.Martin         | 1   | 12    | 0  | 12   | 1   | 12  |

| <b>Punting</b> | No. | Yds | Avg  | Long | In20 | TB |
|----------------|-----|-----|------|------|------|----|
| S.Vander Haar  | 1   | 48  | 48.0 | 48   | 0    | 0  |

| <b>Punt Returns</b> | No. | Yards | TD | Long |
|---------------------|-----|-------|----|------|
| P.Kingston          | 4   | 54    | 0  | 31   |
| C.DeVries           | 1   | 42    | 0  | 42   |
| C.Ryan              | 1   | 14    | 0  | 14   |
| T.Bachmeier         | 1   | -7    | 0  | 0    |

| <b>Kick Returns</b> | No. | Yards | TD | Long |
|---------------------|-----|-------|----|------|
|                     |     |       |    |      |

| <b>Tackles</b> | UA-A | Total | Sacks | TFL |
|----------------|------|-------|-------|-----|
| T.Alfrey       | 3-0  | 3     | 0     | 1   |
| I.Glasker      | 2-1  | 3     | 0     | 1.5 |
| A.Purcell      | 1-2  | 3     | 1     | 1   |

| Qtr | Time  | Scoring Play  | V-H  |
|-----|-------|---|------|
| 1st | 03:58 | BYU - J.Kelly 54 yd TD BLKF (PAT KICK by W.Ferrin GOOD) ,                             | -7   |
| 1st | 00:00 | BYU - C.Roberts 4 yd TD PASS from B.Bachmeier (PAT KICK by W.Ferrin GOOD) , 4-56 2:23 | -14  |
| 2nd | 09:52 | BYU - N.Moeaki 5 yd TD PASS from B.Bachmeier (PAT KICK by W.Ferrin GOOD) , 7-48 2:55  | -21  |
| 2nd | 06:53 | BYU - C.Hagen 57 yd TD RUSH (PAT KICK by W.Ferrin GOOD) , 4-84 1:53                   | -28  |
| 2nd | 06:15 | BYU - B.Bachmeier 4 yd TD RUSH (PAT KICK by W.Ferrin GOOD) , 2-6 0:25                 | -35  |
| 2nd | 03:35 | BYU - C.Ryan 22 yd TD PASS from B.Bachmeier (PAT KICK by W.Ferrin GOOD) , 4-91 1:24   | -42  |
| 2nd | 00:49 | BYU - B.Bachmeier 12 yd TD RUSH (PAT KICK by W.Ferrin GOOD) , 4-58 1:05               | -49  |
| 3rd | 06:33 | BYU - W.Ferrin 25 yd FG , 15-68 8:27  | 0-52 |
| 3rd | 02:09 | BYU - W.Ferrin 56 yd FG , 6-12 3:11   | 0-55 |
| 4th | 14:51 | BYU - D.McKenzie 41 yd TD RUSH (PAT KICK by W.Ferrin GOOD) , 2-53 0:13                | -62  |
| 4th | 01:55 | BYU - C.Miska 5 yd TD RUSH (PAT KICK by W.Ferrin GOOD) , 15-79 10:21                  | -69  |



**Quickie Stats**  
**Stanford vs. BYU (Final)**  
**09/6/2025 at Provo, Utah**



|                                  | CAR     | BYU     |
|----------------------------------|---------|---------|
| Score                            | 3       | 27      |
| <b>FIRST DOWNS</b>               | 12      | 18      |
| <b>RUSHES-YARDS (NET)</b>        | 24-19   | 41-157  |
| <b>PASSING-YARDS (NET)</b>       | 142     | 175     |
| Passes Att-Comp-Int              | 32-17-2 | 27-17-0 |
| <b>TOTAL OFFENSE PLAYS-YARDS</b> | 56-161  | 68-332  |
| Fumble Returns-Yards             | 0-0     | 1-0     |
| Punt Returns-Yards               | 0-0     | 3-61    |
| Kickoff Returns-Yards            | 2-39    | 1-44    |
| Interception Returns-Yards       | 0-0     | 2-50    |
| Punts (Number-Avg)               | 5-43.2  | 3-43.7  |
| Fumbles-Lost                     | 2-1     | 1-0     |
| Penalties-Yards                  | 6-45    | 4-35    |
| Possession Time                  | 25:04   | 34:56   |
| Third-Down Conversions           | 2-13    | 5-15    |
| Fourth-Down Conversions          | 2-3     | 1-2     |
| Red-Zone Scores-Chances          | 1-1     | 6-6     |

**Stanford**

| <b>Rushing</b> | No. | Gain | Loss | Net | TD | Lg | Avg |
|----------------|-----|------|------|-----|----|----|-----|
| M.Ford         | 12  | 28   | 7    | 21  | 0  | 9  | 1.8 |
| T.Altahir      | 6   | 25   | 5    | 20  | 0  | 9  | 3.3 |
| S.Irvin        | 1   | 1    | 0    | 1   | 0  | 1  | 1   |

| <b>Passing</b> | C-A-I   | Yds | TD | Long | Sack |
|----------------|---------|-----|----|------|------|
| B.Gulbranson   | 17-32-2 | 142 | 0  | 26   | 3    |

| <b>Receiving</b> | No. | Yards | TD | Long | Tgt | YAC |
|------------------|-----|-------|----|------|-----|-----|
| B.Farrell        | 5   | 68    | 0  | 26   | 6   | 18  |
| C.Williams       | 4   | 31    | 0  | 13   | 9   | 7   |
| C.High           | 3   | 29    | 0  | 26   | 4   | 14  |
| M.Brown          | 2   | 2     | 0  | 3    | 3   | 0   |

| <b>Punting</b> | No. | Yds | Avg  | Long | In20 | TB |
|----------------|-----|-----|------|------|------|----|
| A.Flintoft     | 5   | 216 | 43.2 | 54   | 1    | 0  |

| <b>Punt Returns</b> | No. | Yards | TD | Long |
|---------------------|-----|-------|----|------|
|                     |     |       |    |      |

| <b>Kick Returns</b> | No. | Yards | TD | Long |
|---------------------|-----|-------|----|------|
| L.Thorpe            | 2   | 39    | 0  | 21   |

| <b>Tackles</b> | UA-A | Total | Sacks | TFL |
|----------------|------|-------|-------|-----|
| C.Wright       | 4-3  | 7     | 0     | 0   |
| M.Rose         | 4-3  | 7     | 0     | 0   |
| T.Tafiti       | 4-2  | 6     | 1     | 2   |

**BYU**

| <b>Rushing</b> | No. | Gain | Loss | Net | TD | Lg | Avg |
|----------------|-----|------|------|-----|----|----|-----|
| L.Martin       | 18  | 110  | 0    | 110 | 0  | 47 | 6.1 |
| S.Moa          | 7   | 29   | 0    | 29  | 1  | 8  | 4.1 |
| B.Bachmeier    | 12  | 26   | 19   | 7   | 1  | 9  | 0.6 |

| <b>Passing</b> | C-A-I   | Yds | TD | Long | Sack |
|----------------|---------|-----|----|------|------|
| B.Bachmeier    | 17-27-0 | 175 | 0  | 41   | 3    |

| <b>Receiving</b> | No. | Yards | TD | Long | Tgt | YAC |
|------------------|-----|-------|----|------|-----|-----|
| C.Roberts        | 5   | 84    | 0  | 41   | 7   | 15  |
| C.Ryan           | 3   | 36    | 0  | 25   | 3   | 18  |
| J.Phillips       | 3   | 30    | 0  | 21   | 7   | -4  |
| P.Kingston       | 3   | 7     | 0  | 6    | 6   | 12  |

| <b>Punting</b> | No. | Yds | Avg  | Long | In20 | TB |
|----------------|-----|-----|------|------|------|----|
| S.Vander Haar  | 3   | 131 | 43.7 | 48   | 3    | 0  |

| <b>Punt Returns</b> | No. | Yards | TD | Long |
|---------------------|-----|-------|----|------|
| T.Bachmeier         | 1   | 44    | 0  | 44   |
| P.Kingston          | 2   | 17    | 0  | 9    |

| <b>Kick Returns</b> | No. | Yards | TD | Long |
|---------------------|-----|-------|----|------|
| C.Hagen             | 1   | 44    | 0  | 44   |

| <b>Tackles</b> | UA-A | Total | Sacks | TFL |
|----------------|------|-------|-------|-----|
| L.Lutui        | 2-4  | 6     | 0     | 1.5 |
| F.Satuala      | 2-2  | 4     | 0     | 1   |
| I.Glasker      | 3-1  | 4     | 1     | 1   |

| Qtr | Time  | Scoring Play   | V-H  |
|-----|-------|--|------|
| 1st | 03:25 | BYU - B.Bachmeier 3 yd TD RUSH (PAT RUSH by C.Ryan FAILED) , 6-85 3:16 | 0-6  |
| 2nd | 14:56 | BYU - W.Ferrin 36 yd FG , 4-1 2:03                                     | 0-9  |
| 2nd | 10:52 | BYU - W.Ferrin 30 yd FG , 5--7 1:59                                    | 0-12 |
| 2nd | 05:14 | BYU - 0 yd SAF ,   | 0-14 |
| 3rd | 08:56 | BYU - W.Ferrin 21 yd FG , 13-72 6:04                                   | 0-17 |
| 3rd | 03:36 | BYU - S.Moa 8 yd TD RUSH (PAT KICK by W.Ferrin GOOD) , 5-43 2:21       | -24  |
| 4th | 10:31 | CAR - E.Kenney 26 yd FG , 15-67 8:05                                   | 3-24 |
| 4th | 06:33 | BYU - W.Ferrin 23 yd FG , 8-69 3:58                                    | 3-27 |

**Quickie Stats**  
**BYU vs. East Carolina (Final)**  
**09/20/2025 at Greenville, North Carolina**



|                                  | BYU     | ECU     |
|----------------------------------|---------|---------|
| Score                            | 34      | 13      |
| <b>FIRST DOWNS</b>               | 20      | 24      |
| <b>RUSHES-YARDS (NET)</b>        | 34-172  | 35-119  |
| <b>PASSING-YARDS (NET)</b>       | 246     | 285     |
| Passes Att-Comp-Int              | 26-18-0 | 42-25-2 |
| <b>TOTAL OFFENSE PLAYS-YARDS</b> | 60-418  | 77-404  |
| Fumble Returns-Yards             | 0-0     | 0-0     |
| Punt Returns-Yards               | 1-12    | 1--11   |
| Kickoff Returns-Yards            | 3-76    | 4-81    |
| Interception Returns-Yards       | 2-4     | 0-0     |
| Punts (Number-Avg)               | 4-43.5  | 4-41.8  |
| Fumbles-Lost                     | 0-0     | 2-0     |
| Penalties-Yards                  | 10-102  | 11-76   |
| Possession Time                  | 31:39   | 28:21   |
| Third-Down Conversions           | 7-14    | 6-15    |
| Fourth-Down Conversions          | 0-1     | 1-3     |
| Red-Zone Scores-Chances          | 3-4     | 3-5     |

**BYU**

| Rushing     | No. | Gain | Loss | Net | TD | Lg | Avg |
|-------------|-----|------|------|-----|----|----|-----|
| L.Martin    | 14  | 113  | 12   | 101 | 1  | 41 | 7.2 |
| S.Moa       | 7   | 28   | 0    | 28  | 0  | 8  | 4   |
| B.Bachmeier | 5   | 32   | 6    | 26  | 1  | 16 | 5.2 |

| Passing     | C-A-I   | Yds | TD | Long | Sack |
|-------------|---------|-----|----|------|------|
| B.Bachmeier | 18-25-0 | 246 | 1  | 40   | 0    |
| P.Kingston  | 0-1-0   | 0   | 0  | 0    | 0    |

| Receiving  | No. | Yards | TD | Long | Tgt | YAC |
|------------|-----|-------|----|------|-----|-----|
| C.Roberts  | 5   | 97    | 0  | 40   | 8   | 55  |
| P.Kingston | 5   | 55    | 0  | 19   | 7   | 20  |
| C.Ryan     | 4   | 63    | 1  | 24   | 6   | 46  |
| S.Moa      | 3   | 24    | 0  | 10   | 3   | 13  |

| Punting       | No. | Yds | Avg  | Long | In20 | TB |
|---------------|-----|-----|------|------|------|----|
| S.Vander Haar | 4   | 174 | 43.5 | 49   | 2    | 0  |

| Punt Returns | No. | Yards | TD | Long |
|--------------|-----|-------|----|------|
| T.Bachmeier  | 1   | 12    | 0  | 12   |

| Kick Returns | No. | Yards | TD | Long |
|--------------|-----|-------|----|------|
| C.Hagen      | 2   | 41    | 0  | 21   |
| S.Moa        | 1   | 35    | 0  | 35   |

| Tackles  | UA-A | Total | Sacks | TFL |
|----------|------|-------|-------|-----|
| R.Damuni | 6-2  | 8     | 0     | 0   |
| J.Kelly  | 4-3  | 7     | 2     | 2   |
| L.Lutui  | 1-6  | 7     | 0     | 0.5 |

**East Carolina**

| Rushing      | No. | Gain | Loss | Net | TD | Lg | Avg |
|--------------|-----|------|------|-----|----|----|-----|
| L.Montgomery | 6   | 43   | 0    | 43  | 0  | 33 | 7.2 |
| M.Gunn Jr.   | 6   | 35   | 0    | 35  | 0  | 13 | 5.8 |
| P.Jenkins    | 9   | 27   | 3    | 24  | 0  | 13 | 2.7 |

| Passing  | C-A-I   | Yds | TD | Long | Sack |
|----------|---------|-----|----|------|------|
| K.Houser | 25-42-2 | 285 | 0  | 38   | 2    |

| Receiving  | No. | Yards | TD | Long | Tgt | YAC |
|------------|-----|-------|----|------|-----|-----|
| Y.Smith    | 9   | 146   | 0  | 38   | 10  | 45  |
| B.Spalding | 6   | 64    | 0  | 14   | 8   | 7   |
| P.Jenkins  | 4   | 12    | 0  | 8    | 5   | 31  |
| A.Smith    | 2   | 24    | 0  | 15   | 9   | 13  |

| Punting | No. | Yds | Avg  | Long | In20 | TB |
|---------|-----|-----|------|------|------|----|
| R.Leavy | 4   | 167 | 41.8 | 50   | 1    | 0  |

| Punt Returns | No. | Yards | TD | Long |
|--------------|-----|-------|----|------|
| K.Pearson    | 1   | -11   | 0  | 0    |

| Kick Returns | No. | Yards | TD | Long |
|--------------|-----|-------|----|------|
| L.Montgomery | 3   | 68    | 0  | 53   |
| P.Jenkins    | 1   | 13    | 0  | 13   |

| Tackles    | UA-A | Total | Sacks | TFL |
|------------|------|-------|-------|-----|
| K.McKinley | 1-8  | 9     | 0     | 0.5 |
| D.Wilson   | 2-5  | 7     | 0     | 1   |
| J.Riddle   | 2-4  | 6     | 0     | 0   |

| Qtr | Time  | Scoring Play  | V-H   |
|-----|-------|---|-------|
| 1st | 09:58 | BYU - W.Ferrin 40 yd FG , 8-38 3:44   | 3-0   |
| 1st | 00:18 | ECU - N.Mazzie 36 yd FG , 5-36 1:35   | 3-3   |
| 2nd | 10:50 | BYU - W.Ferrin 23 yd FG , 9-74 4:18   | 6-3   |
| 2nd | 00:56 | BYU - E.Johnson 4 yd TD INT RETURN (PAT KICK by W.Ferrin GOOD) ,                    | 13-3  |
| 3rd | 06:33 | BYU - C.Ryan 20 yd TD PASS from B.Bachmeier (PAT KICK by W.Ferrin GOOD) , 2-47 0:49 | 20-3  |
| 3rd | 02:27 | ECU - N.Mazzie 25 yd FG , 14-68 4:06  | 20-6  |
| 4th | 12:29 | BYU - B.Bachmeier 16 yd TD RUSH (PAT KICK by W.Ferrin GOOD) , 8-52 4:51             | 27-6  |
| 4th | 08:11 | ECU - K.Houser 2 yd TD RUSH (PAT KICK by N.Mazzie GOOD) , 12-97 4:18                | 27-13 |
| 4th | 03:44 | BYU - L.Martin 41 yd TD RUSH , 9-75 4:27  | 33-13 |



**2025-26 BYU Football  
Game Results  
All games**

**Team Results**

| Date       | Opponent         |   | Score | Overall | Conf | Time | Attend |
|------------|------------------|---|-------|---------|------|------|--------|
| 08/30/2025 | Portland St.     | W | 69-0  | 1-0     | 0-0  | 3:05 | 64494  |
| 09/06/2025 | Stanford         | W | 27-3  | 2-0     | 0-0  | 3:09 | 64692  |
| 09/20/2025 | at East Carolina | W | 34-13 | 3-0     | 0-0  | 3:34 | 47213  |



2025-26 BYU Football  
Overall Team Statistics  
All games

Team Statistics

|                                  | BYU            | OPP           |
|----------------------------------|----------------|---------------|
| <b>Scoring</b>                   | <b>130</b>     | <b>16</b>     |
| Points per game                  | 43.3           | 5.3           |
| Points Off Turnovers             | 17             | 0             |
| <b>First Downs</b>               | <b>66</b>      | <b>39</b>     |
| Rushing                          | 39             | 13            |
| Passing                          | 23             | 22            |
| Penalty                          | 4              | 4             |
| <b>Rushing Yardage</b>           | <b>797</b>     | <b>133</b>    |
| Yards gained rushing             | 842            | 244           |
| Yards lost rushing               | 45             | 111           |
| Rushing attempts                 | 123            | 83            |
| Average per rush                 | 6.5            | 1.6           |
| Average per game                 | 265.7          | 44.3          |
| TDs Rushing                      | 9              | 1             |
| <b>Passing Yardage</b>           | <b>559</b>     | <b>483</b>    |
| Comp-Att-Int                     | 47-71-0        | 52-94-4       |
| Average per pass                 | 7.9            | 5.1           |
| Average per catch                | 11.9           | 9.3           |
| Average per game                 | 186.3          | 161.0         |
| TDs Passing                      | 4              | 0             |
| <b>Total offense</b>             | <b>1356</b>    | <b>616</b>    |
| Total plays                      | 194            | 177           |
| Average per play                 | 7.0            | 3.5           |
| Average per game                 | 452.0          | 205.3         |
| <b>Kick returns: #-Yards</b>     | <b>4-120</b>   | <b>8-137</b>  |
| <b>Punt returns: #-Yards</b>     | <b>11-138</b>  | <b>1--11</b>  |
| <b>Int returns: #-Yards</b>      | <b>4-65</b>    | <b>0-0</b>    |
| <b>Kick return average</b>       | <b>30.0</b>    | <b>17.1</b>   |
| <b>Punt return average</b>       | <b>12.5</b>    | <b>-11.0</b>  |
| <b>Int return average</b>        | <b>16.3</b>    | <b>0.0</b>    |
| <b>Fumbles-Lost</b>              | <b>2-1</b>     | <b>6-2</b>    |
| <b>Penalties-Yards</b>           | <b>19-191</b>  | <b>21-141</b> |
| Average per game                 | 63.7           | 47.0          |
| <b>Punts-Yards</b>               | <b>8-353</b>   | <b>19-808</b> |
| Average per punt                 | 44.1           | 42.5          |
| Net punt average                 | 45.5           | 35.8          |
| <b>Kickoffs-Yards</b>            | <b>26-1643</b> | <b>8-509</b>  |
| Average per kick                 | 63.2           | 63.6          |
| Net kick average                 | 41.1           | 36.1          |
| <b>Time of possession / game</b> | <b>33:39</b>   | <b>26:21</b>  |
| <b>3rd-down conversion</b>       | <b>18/38</b>   | <b>9/41</b>   |
| 3rd-down pct                     | 47%            | 22%           |
| <b>4th-down conversion</b>       | <b>2/4</b>     | <b>3/6</b>    |



**2025-26 BYU Football  
Overall Team Statistics  
All games**

|                                    | <b>BYU</b>          | <b>OPP</b>        |
|------------------------------------|---------------------|-------------------|
| 4th-down pct                       | 50%                 | 50%               |
| <b>Sacks by-Yards</b>              | <b>7-61</b>         | <b>3-18</b>       |
| <b>Misc Yards</b>                  | <b>0</b>            | <b>0</b>          |
| <b>Touchdowns scored</b>           | <b>15</b>           | <b>1</b>          |
| <b>Field goals - attempts</b>      | <b>8-8</b>          | <b>3-4</b>        |
| <b>On-Side kicks</b>               | <b>0-0</b>          | <b>0-0</b>        |
| <b>Red-zone scores</b>             | <b>(15-16) 94%</b>  | <b>(4-6) 67%</b>  |
| <b>Red-zone touchdowns</b>         | <b>(9-16) 56%</b>   | <b>(1-6) 17%</b>  |
| <b>PAT-attempts</b>                | <b>(14-14) 100%</b> | <b>(1-1) 100%</b> |
| <b>2-point conversion-attempts</b> | <b>(0-1) 0%</b>     | <b>(0-0) 0%</b>   |
| <b>Attendance</b>                  | <b>129186</b>       | <b>47213</b>      |
| Games / Avg per game               | 2/64593             | 1/47213           |
| Neutral site games                 | -                   | 0/0               |

**Score by Periods**

| <b>Team</b> | <b>1st</b> | <b>2nd</b> | <b>3rd</b> | <b>4th</b> | <b>OT</b> | <b>TOT</b> |
|-------------|------------|------------|------------|------------|-----------|------------|
| BYU         | 23         | 53         | 23         | 31         | 0         | 130        |
| Opponents   | 3          | 0          | 3          | 10         | 0         | 16         |



**2025-26 BYU Football  
Overall Defense Statistics  
All games**

**Team Defense**

| #             | Player               | gp       | Tackles   |           |            |              | tfl/yds     | Sacks<br>no-yds | Pass defense |           |            | Fumbles  |          | blkd     |     |
|---------------|----------------------|----------|-----------|-----------|------------|--------------|-------------|-----------------|--------------|-----------|------------|----------|----------|----------|-----|
|               |                      |          | ua        | a         | tot        | no-yds       |             |                 | int-yds      | brup      | qbh        | fr-yds   | ff       | kick     | saf |
| 7             | Logan Lutui          | 3        | 5         | 10        | 15         | 3-11         | .           | .               | 1            | .         | .          | .        | .        | .        |     |
| 17            | Jack Kelly           | 3        | 9         | 4         | 13         | 4.5-31       | 3-29        | .               | .            | 2         | .          | 1        | .        | .        |     |
| 16            | Isaiah Glasker       | 3        | 9         | 4         | 13         | 4.5-15       | 1-9         | .               | 1            | 2         | .          | 1        | .        | .        |     |
| 3             | Raider Damuni        | 3        | 6         | 6         | 12         | .            | .           | 1-26            | .            | 1         | .          | .        | .        | .        |     |
| 55            | John Taumoepeau      | 3        | 2         | 7         | 9          | 0.5-2        | .           | .               | 1            | .         | 1-0        | .        | 1        | .        |     |
| 0             | Evan Johnson         | 3        | 7         | 2         | 9          | .            | .           | 2-15            | 1            | .         | .          | .        | .        | .        |     |
| 54            | Siale Esera          | 3        | 3         | 6         | 9          | 0.5-1        | .           | .               | .            | 1         | .          | .        | .        | .        |     |
| 57            | Keanu Tanuvasa       | 3        | 3         | 5         | 8          | 1-8          | 1-8         | .               | .            | 1         | .          | .        | .        | .        |     |
| 28            | Tanner Wall          | 3        | 5         | 2         | 7          | .            | .           | .               | .            | .         | .          | .        | .        | .        |     |
| 1             | Therrian Alexander   | 3        | 5         | 2         | 7          | .            | .           | .               | 1            | 2         | .          | .        | .        | .        |     |
| 11            | Faletau Satuala      | 3        | 4         | 3         | 7          | 1.5-6        | .           | 1-24            | .            | .         | .          | 1        | .        | .        |     |
| 4             | Mory Bamba           | 3        | 6         | .         | 6          | 1-4          | .           | .               | .            | .         | .          | .        | .        | .        |     |
| 21            | Miles Hall           | 3        | 3         | 2         | 5          | 1-1          | .           | .               | .            | .         | .          | .        | .        | .        |     |
| 48            | Bodie Schoonover     | 3        | 2         | 2         | 4          | .            | .           | .               | 1            | 1         | .          | .        | .        | .        |     |
| 45            | Viliami Po'uha       | 3        | .         | 4         | 4          | 0.5-0        | .           | .               | .            | .         | 1-0        | .        | .        | .        |     |
| 22            | Tommy Prassas        | 3        | 3         | 1         | 4          | .            | .           | .               | .            | 1         | .          | .        | .        | .        |     |
| 18            | Ace Kaufusi          | 3        | 2         | 1         | 3          | 1-1          | .           | .               | 1            | 2         | .          | .        | .        | .        |     |
| 94            | Anisi Purcell        | 3        | 1         | 2         | 3          | 1-6          | 1-6         | .               | .            | .         | .          | .        | .        | .        |     |
| 20            | Cannon DeVries       | 3        | 1         | 2         | 3          | 0.5-1        | .           | .               | .            | .         | .          | .        | .        | .        |     |
| 25            | Talan Alfrey         | 3        | 3         | .         | 3          | 1-1          | .           | .               | .            | .         | .          | .        | .        | .        |     |
| 97            | Kinilau Fonohema     | 2        | 2         | 1         | 3          | .            | .           | .               | .            | .         | .          | .        | .        | .        |     |
| 90            | Hunter Clegg         | 3        | 1         | 1         | 2          | .            | .           | .               | .            | .         | .          | .        | .        | .        |     |
| 10            | Orion Maile-Kaufusi  | 3        | 1         | 1         | 2          | .            | .           | .               | .            | .         | .          | .        | .        | .        |     |
| 44            | Ephraim Asiata       | 3        | .         | 2         | 2          | .            | .           | .               | .            | .         | .          | .        | .        | .        |     |
| 33            | Choe Bryant-Strother | 1        | 2         | .         | 2          | 1-9          | 1-9         | .               | .            | .         | .          | .        | .        | .        |     |
| 34            | Maika Kaufusi        | 1        | 1         | .         | 1          | .            | .           | .               | .            | .         | .          | .        | .        | .        |     |
| 29            | Jayden Dunlap        | 2        | 1         | .         | 1          | .            | .           | .               | .            | .         | .          | .        | .        | .        |     |
| 15            | Tayvion Beasley      | 2        | .         | 1         | 1          | .            | .           | .               | .            | .         | .          | .        | .        | .        |     |
| 24            | Payton VanSteenkiste | 2        | 1         | .         | 1          | .            | .           | .               | .            | .         | .          | .        | .        | .        |     |
| 83            | Will Zundell         | 3        | 1         | .         | 1          | .            | .           | .               | .            | .         | .          | .        | .        | .        |     |
| 30            | Max Alford           | 3        | .         | 1         | 1          | 0.5-1        | .           | .               | .            | .         | .          | .        | .        | .        |     |
| <b>Totals</b> |                      | <b>3</b> | <b>89</b> | <b>72</b> | <b>161</b> | <b>23-98</b> | <b>7-61</b> | <b>4-65</b>     | <b>7</b>     | <b>13</b> | <b>2-0</b> | <b>3</b> | <b>1</b> | <b>1</b> |     |
| Opponents     |                      | 3        | 102       | 126       | 228        | 14-56        | 3-18        | 0-0             | 6            | 2         | 1-0        | 1        | 0        | 0        |     |



2025-26 BYU Football  
Individual Statistics  
All games

**Rushing**

| Player             | gp       | att        | gain       | loss       | net        | avg        | td       | lg        | avg/g        |
|--------------------|----------|------------|------------|------------|------------|------------|----------|-----------|--------------|
| LJ Martin          | 3        | 40         | 354        | 12         | 342        | 8.6        | 1        | 49        | 114.0        |
| Bear Bachmeier     | 3        | 22         | 90         | 25         | 65         | 3.0        | 4        | 16        | 21.7         |
| Cody Hagen         | 3        | 5          | 67         | 6          | 61         | 12.2       | 1        | 57        | 20.3         |
| Sione Moa          | 2        | 14         | 57         | 0          | 57         | 4.1        | 1        | 8         | 28.5         |
| Jovesa Damuni      | 2        | 8          | 50         | 0          | 50         | 6.3        | 0        | 12        | 25.0         |
| Dominique McKenzie | 3        | 1          | 41         | 0          | 41         | 41.0       | 1        | 41        | 13.7         |
| Lucky Finau        | 1        | 8          | 32         | 0          | 32         | 4.0        | 0        | 6         | 32.0         |
| McCae Hillstead    | 2        | 3          | 26         | 0          | 26         | 8.7        | 0        | 13        | 13.0         |
| Parker Kingston    | 3        | 5          | 25         | 0          | 25         | 5.0        | 0        | 8         | 8.3          |
| Treyson Bourguet   | 1        | 1          | 21         | 0          | 21         | 21.0       | 0        | 21        | 21.0         |
| Charles Miska      | 2        | 6          | 14         | 0          | 14         | 2.3        | 1        | 5         | 7.0          |
| Trey Roberts       | 1        | 1          | 7          | 0          | 7          | 7.0        | 0        | 7         | 7.0          |
| Tiger Bachmeier    | 3        | 1          | 2          | 0          | 2          | 2.0        | 0        | 2         | 0.7          |
| Team               | 3        | 8          | 56         | 2          | 54         | 6.8        | 0        | 0         | 18.0         |
| <b>Total</b>       | <b>3</b> | <b>123</b> | <b>842</b> | <b>45</b>  | <b>797</b> | <b>6.5</b> | <b>9</b> | <b>57</b> | <b>265.7</b> |
| <b>Opponents</b>   | <b>3</b> | <b>83</b>  | <b>244</b> | <b>111</b> | <b>133</b> | <b>1.6</b> | <b>1</b> | <b>33</b> | <b>44.3</b>  |

**Punt Returns**

| Player           | no.       | yds        | avg          | td       | lg        |
|------------------|-----------|------------|--------------|----------|-----------|
| Parker Kingston  | 6         | 71         | 11.8         | 0        | 31        |
| Tiger Bachmeier  | 3         | 49         | 16.3         | 0        | 44        |
| Carsen Ryan      | 1         | 14         | 14.0         | 0        | 14        |
| Cannon DeVries   | 1         | 4          | 4.0          | 0        | 4         |
| <b>Total</b>     | <b>11</b> | <b>138</b> | <b>12.5</b>  | <b>0</b> | <b>44</b> |
| <b>Opponents</b> | <b>1</b>  | <b>-11</b> | <b>-11.0</b> | <b>0</b> | <b>0</b>  |

**Interceptions**

| Player           | no.      | yds       | avg         | td       | lg        |
|------------------|----------|-----------|-------------|----------|-----------|
| Evan Johnson     | 2        | 15        | 7.5         | 1        | 11        |
| Raider Damuni    | 1        | 26        | 26.0        | 0        | 26        |
| Faletau Satuala  | 1        | 24        | 24.0        | 0        | 24        |
| <b>Total</b>     | <b>4</b> | <b>65</b> | <b>16.3</b> | <b>1</b> | <b>26</b> |
| <b>Opponents</b> | <b>0</b> | <b>0</b>  | <b>0.0</b>  | <b>0</b> | <b>0</b>  |

**Kick Returns**

| Player           | no.      | yds        | avg         | td       | lg        |
|------------------|----------|------------|-------------|----------|-----------|
| Cody Hagen       | 3        | 85         | 28.3        | 0        | 44        |
| Sione Moa        | 1        | 35         | 35.0        | 0        | 35        |
| <b>Total</b>     | <b>4</b> | <b>120</b> | <b>30.0</b> | <b>0</b> | <b>44</b> |
| <b>Opponents</b> | <b>8</b> | <b>137</b> | <b>17.1</b> | <b>0</b> | <b>53</b> |

**Passing**

| Player           | gp       | effic        | comp-att-int   | pct         | yds        | td       | lg        | avg/g        |
|------------------|----------|--------------|----------------|-------------|------------|----------|-----------|--------------|
| Bear Bachmeier   | 3        | 156.7        | 42-63-0        | 66.7        | 518        | 4        | 41        | 172.7        |
| McCae Hillstead  | 2        | 135.4        | 4-5-0          | 80.0        | 33         | 0        | 13        | 16.5         |
| Treyson Bourguet | 1        | 83.6         | 1-2-0          | 50.0        | 8          | 0        | 8         | 8.0          |
| Parker Kingston  | 3        | 0.0          | 0-1-0          | 0.0         | 0          | 0        | 0         | 0.0          |
| <b>Total</b>     | <b>3</b> | <b>150.9</b> | <b>47-71-0</b> | <b>66.2</b> | <b>559</b> | <b>4</b> | <b>41</b> | <b>186.3</b> |
| <b>Opponents</b> | <b>3</b> | <b>90.0</b>  | <b>52-94-4</b> | <b>55.3</b> | <b>483</b> | <b>0</b> | <b>38</b> | <b>161.0</b> |

**Fumbles Recovered**

| Player           | no.      | yds      | avg        | td       | lg       |
|------------------|----------|----------|------------|----------|----------|
| Viliani Po'uha   | 1        | 0        | 0.0        | 0        | 0        |
| John Taumoepeau  | 1        | 0        | 0.0        | 0        | 0        |
| <b>Total</b>     | <b>2</b> | <b>0</b> | <b>0.0</b> | <b>0</b> | <b>0</b> |
| <b>Opponents</b> | <b>1</b> | <b>0</b> | <b>0.0</b> | <b>0</b> | <b>0</b> |

**Receiving**

| Player           | gp       | no.       | yds        | avg         | td       | lg        | avg/g        |
|------------------|----------|-----------|------------|-------------|----------|-----------|--------------|
| Chase Roberts    | 3        | 11        | 185        | 16.8        | 1        | 41        | 61.7         |
| Carsen Ryan      | 3        | 9         | 146        | 16.2        | 2        | 25        | 48.7         |
| Parker Kingston  | 3        | 9         | 67         | 7.4         | 0        | 19        | 22.3         |
| Sione Moa        | 2        | 5         | 34         | 6.8         | 0        | 17        | 17.0         |
| Jojo Phillips    | 3        | 3         | 30         | 10.0        | 0        | 21        | 10.0         |
| Cody Hagen       | 3        | 3         | 42         | 14.0        | 0        | 24        | 14.0         |
| LJ Martin        | 3        | 2         | 20         | 10.0        | 0        | 12        | 6.7          |
| Jovesa Damuni    | 2        | 2         | 14         | 7.0         | 0        | 13        | 7.0          |
| Tiger Bachmeier  | 3        | 1         | 8          | 8.0         | 0        | 8         | 2.7          |
| Noah Moeaki      | 3        | 1         | 5          | 5.0         | 1        | 5         | 1.7          |
| Rowan Reay       | 3        | 1         | 8          | 8.0         | 0        | 8         | 2.7          |
| <b>Total</b>     | <b>3</b> | <b>47</b> | <b>559</b> | <b>11.9</b> | <b>4</b> | <b>41</b> | <b>186.3</b> |
| <b>Opponents</b> | <b>3</b> | <b>52</b> | <b>483</b> | <b>9.3</b>  | <b>0</b> | <b>38</b> | <b>161.0</b> |



**2025-26 BYU Football  
Individual Statistics  
All games**

**Scoring**

| Player             | td        | fg         | PAT          |          |          |          |          |          | pts        |
|--------------------|-----------|------------|--------------|----------|----------|----------|----------|----------|------------|
|                    |           |            | kick         | rush     | rcv      | pass     | dxp      | saf      |            |
| Will Ferrin        | -         | 8-8        | 14-14        | -        | -        | -        | -        | -        | 38         |
| Bear Bachmeier     | 4         | -          | -            | -        | -        | -        | -        | -        | 24         |
| Carsen Ryan        | 2         | -          | -            | -        | -        | -        | -        | -        | 12         |
| Jack Kelly         | 1         | -          | -            | -        | -        | -        | -        | -        | 6          |
| Chase Roberts      | 1         | -          | -            | -        | -        | -        | -        | -        | 6          |
| Evan Johnson       | 1         | -          | -            | -        | -        | -        | -        | -        | 6          |
| LJ Martin          | 1         | -          | -            | -        | -        | -        | -        | -        | 6          |
| Cody Hagen         | 1         | -          | -            | -        | -        | -        | -        | -        | 6          |
| Dominique McKenzie | 1         | -          | -            | -        | -        | -        | -        | -        | 6          |
| Sione Moa          | 1         | -          | -            | -        | -        | -        | -        | -        | 6          |
| Noah Moeaki        | 1         | -          | -            | -        | -        | -        | -        | -        | 6          |
| Charles Miska      | 1         | -          | -            | -        | -        | -        | -        | -        | 6          |
| <b>Total</b>       | <b>15</b> | <b>8-8</b> | <b>14-14</b> | <b>0</b> | <b>0</b> | <b>0</b> | <b>0</b> | <b>1</b> | <b>130</b> |
| <b>Opponents</b>   | <b>1</b>  | <b>3-4</b> | <b>1-1</b>   | <b>0</b> | <b>0</b> | <b>0</b> | <b>0</b> | <b>0</b> | <b>16</b>  |

**Total Offense**

| Player             | g        | plays      | rush       | pass       | total       | avg/g        |
|--------------------|----------|------------|------------|------------|-------------|--------------|
| Bear Bachmeier     | 3        | 85         | 65         | 518        | 583         | 194.3        |
| LJ Martin          | 3        | 40         | 342        | 0          | 342         | 114.0        |
| Cody Hagen         | 3        | 5          | 61         | 0          | 61          | 20.3         |
| McCae Hillstead    | 2        | 8          | 26         | 33         | 59          | 29.5         |
| Sione Moa          | 2        | 14         | 57         | 0          | 57          | 28.5         |
| Jovesa Damuni      | 2        | 8          | 50         | 0          | 50          | 25.0         |
| Dominique McKenzie | 3        | 1          | 41         | 0          | 41          | 13.7         |
| Lucky Finau        | 1        | 8          | 32         | 0          | 32          | 32.0         |
| Treyson Bourguet   | 1        | 3          | 21         | 8          | 29          | 29.0         |
| Parker Kingston    | 3        | 6          | 25         | 0          | 25          | 8.3          |
| Charles Miska      | 2        | 6          | 14         | 0          | 14          | 7.0          |
| Trey Roberts       | 1        | 1          | 7          | 0          | 7           | 7.0          |
| Tiger Bachmeier    | 3        | 1          | 2          | 0          | 2           | 0.7          |
| Team               | 3        | 0          | 54         | 0          | 54          | 18.0         |
| <b>Total</b>       | <b>3</b> | <b>194</b> | <b>797</b> | <b>559</b> | <b>1356</b> | <b>452.0</b> |
| <b>Opponents</b>   | <b>3</b> | <b>177</b> | <b>133</b> | <b>483</b> | <b>616</b>  | <b>205.3</b> |

**Field Goals**

| Player           | fg         | pct.        | 01-19      | 20-29      | 30-39      | 40-49      | 50-99      | lg        | blk      |
|------------------|------------|-------------|------------|------------|------------|------------|------------|-----------|----------|
| Will Ferrin      | 8-8        | 100.0       | 0-0        | 4-4        | 2-2        | 1-1        | 1-1        | 56        | 0        |
| <b>Opponents</b> | <b>3-4</b> | <b>75.0</b> | <b>0-0</b> | <b>2-2</b> | <b>1-1</b> | <b>0-0</b> | <b>0-1</b> | <b>36</b> | <b>1</b> |

**Punting**

| Player           | no.       | yds        | avg         | lg        | tb       | fc       | i20      | 50+      | blk      |
|------------------|-----------|------------|-------------|-----------|----------|----------|----------|----------|----------|
| Sam Vander Haar  | 8         | 353        | 44.1        | 49        | 0        | 4        | 5        | 0        | 0        |
| <b>Total</b>     | <b>8</b>  | <b>353</b> | <b>44.1</b> | <b>49</b> | <b>0</b> | <b>4</b> | <b>5</b> | <b>0</b> | <b>0</b> |
| <b>Opponents</b> | <b>19</b> | <b>808</b> | <b>42.5</b> | <b>63</b> | <b>0</b> | <b>2</b> | <b>5</b> | <b>5</b> | <b>0</b> |

**FG Sequence**

| Team Name     | BYU                 | Opponents |
|---------------|---------------------|-----------|
| Portland St.  | (25),(56)           | 57        |
| Stanford      | (36),(30),(21),(23) | (26)      |
| East Carolina | (40),(23)           | (36),(25) |

Numbers in (parentheses) indicate field goal was made

**Kickoffs**

| Player           | no.       | yds         | avg         | tb        | ob       | retn     | net         | ydln      |
|------------------|-----------|-------------|-------------|-----------|----------|----------|-------------|-----------|
| Will Ferrin      | 23        | 1448        | 63.0        | 9         | 0        |          |             |           |
| Matthias Dunn    | 3         | 195         | 65.0        | 3         | 0        |          |             |           |
| <b>Total</b>     | <b>26</b> | <b>1643</b> | <b>63.2</b> | <b>12</b> | <b>0</b> | <b>8</b> | <b>41.1</b> | <b>23</b> |
| <b>Opponents</b> | <b>8</b>  | <b>509</b>  | <b>63.6</b> | <b>4</b>  | <b>0</b> | <b>4</b> | <b>36.1</b> | <b>28</b> |





2025-26 BYU Football  
Individual Statistics  
All games

All Purpose

| Player             | g        | rush       | rcv        | pr         | kr         | ir        | total       | avg/g        |
|--------------------|----------|------------|------------|------------|------------|-----------|-------------|--------------|
| LJ Martin          | 3        | 342        | 20         | 0          | 0          | 0         | 362         | 120.7        |
| Cody Hagen         | 3        | 61         | 42         | 0          | 85         | 0         | 188         | 62.7         |
| Chase Roberts      | 3        | 0          | 185        | 0          | 0          | 0         | 185         | 61.7         |
| Parker Kingston    | 3        | 25         | 67         | 71         | 0          | 0         | 163         | 54.3         |
| Carsen Ryan        | 3        | 0          | 146        | 14         | 0          | 0         | 160         | 53.3         |
| Sione Moa          | 2        | 57         | 34         | 0          | 35         | 0         | 126         | 63.0         |
| Bear Bachmeier     | 3        | 65         | 0          | 0          | 0          | 0         | 65          | 21.7         |
| Jovesa Damuni      | 2        | 50         | 14         | 0          | 0          | 0         | 64          | 32.0         |
| Tiger Bachmeier    | 3        | 2          | 8          | 49         | 0          | 0         | 59          | 19.7         |
| Dominique McKenzie | 3        | 41         | 0          | 0          | 0          | 0         | 41          | 13.7         |
| Lucky Finau        | 1        | 32         | 0          | 0          | 0          | 0         | 32          | 32.0         |
| Jojo Phillips      | 3        | 0          | 30         | 0          | 0          | 0         | 30          | 10.0         |
| McCae Hillstead    | 2        | 26         | 0          | 0          | 0          | 0         | 26          | 13.0         |
| Raider Damuni      | 3        | 0          | 0          | 0          | 0          | 26        | 26          | 8.7          |
| Faletau Satuala    | 3        | 0          | 0          | 0          | 0          | 24        | 24          | 8.0          |
| Treyson Bourguet   | 1        | 21         | 0          | 0          | 0          | 0         | 21          | 21.0         |
| Evan Johnson       | 3        | 0          | 0          | 0          | 0          | 15        | 15          | 5.0          |
| Charles Miska      | 2        | 14         | 0          | 0          | 0          | 0         | 14          | 7.0          |
| Rowan Reay         | 3        | 0          | 8          | 0          | 0          | 0         | 8           | 2.7          |
| Trey Roberts       | 1        | 7          | 0          | 0          | 0          | 0         | 7           | 7.0          |
| Noah Moeaki        | 3        | 0          | 5          | 0          | 0          | 0         | 5           | 1.7          |
| Cannon DeVries     | 3        | 0          | 0          | 4          | 0          | 0         | 4           | 1.3          |
| Team               | 3        | 54         | 0          | 0          | 0          | 0         | 54          | 18.0         |
| <b>Total</b>       | <b>3</b> | <b>797</b> | <b>559</b> | <b>138</b> | <b>120</b> | <b>65</b> | <b>1679</b> | <b>559.7</b> |
| <b>Opponents</b>   | <b>3</b> | <b>133</b> | <b>483</b> | <b>-11</b> | <b>137</b> | <b>0</b>  | <b>742</b>  | <b>247.3</b> |



**2025-26 BYU Football  
Combined Team Statistics  
All games**

**Team Results**

| Date       | Opponent         |   | Score | Att.  |
|------------|------------------|---|-------|-------|
| 08/30/2025 | Portland St.     | W | 69-0  | 64494 |
| 09/06/2025 | Stanford         | W | 27-3  | 64692 |
| 09/20/2025 | at East Carolina | W | 34-13 | 47213 |

**Game Records**

| Record         | Overall | Home | Away | Neutral |
|----------------|---------|------|------|---------|
| ALL GAMES      | 3-0     | 2-0  | 1-0  | 0-0     |
| CONFERENCE     | 0-0     | 0-0  | 0-0  | 0-0     |
| NON-CONFERENCE | 3-0     | 2-0  | 1-0  | 0-0     |

**Rushing**

| Player             | gp       | att        | gain       | loss       | net        | avg        | td       | lg        | avg/g        |
|--------------------|----------|------------|------------|------------|------------|------------|----------|-----------|--------------|
| LJ Martin          | 3        | 40         | 354        | 12         | 342        | 8.6        | 1        | 49        | 114.0        |
| Bear Bachmeier     | 3        | 22         | 90         | 25         | 65         | 3.0        | 4        | 16        | 21.7         |
| Cody Hagen         | 3        | 5          | 67         | 6          | 61         | 12.2       | 1        | 57        | 20.3         |
| Sione Moa          | 2        | 14         | 57         | 0          | 57         | 4.1        | 1        | 8         | 28.5         |
| Jovesa Damuni      | 2        | 8          | 50         | 0          | 50         | 6.3        | 0        | 12        | 25.0         |
| Dominique McKenzie | 3        | 1          | 41         | 0          | 41         | 41.0       | 1        | 41        | 13.7         |
| Lucky Finau        | 1        | 8          | 32         | 0          | 32         | 4.0        | 0        | 6         | 32.0         |
| McCae Hillstead    | 2        | 3          | 26         | 0          | 26         | 8.7        | 0        | 13        | 13.0         |
| Parker Kingston    | 3        | 5          | 25         | 0          | 25         | 5.0        | 0        | 8         | 8.3          |
| Treyson Bourguet   | 1        | 1          | 21         | 0          | 21         | 21.0       | 0        | 21        | 21.0         |
| Charles Miska      | 2        | 6          | 14         | 0          | 14         | 2.3        | 1        | 5         | 7.0          |
| Trey Roberts       | 1        | 1          | 7          | 0          | 7          | 7.0        | 0        | 7         | 7.0          |
| Tiger Bachmeier    | 3        | 1          | 2          | 0          | 2          | 2.0        | 0        | 2         | 0.7          |
| Team               | 3        | 8          | 56         | 2          | 54         | 6.8        | 0        | 0         | 18.0         |
| <b>Total</b>       | <b>3</b> | <b>123</b> | <b>842</b> | <b>45</b>  | <b>797</b> | <b>6.5</b> | <b>9</b> | <b>57</b> | <b>265.7</b> |
| <b>Opponents</b>   | <b>3</b> | <b>83</b>  | <b>244</b> | <b>111</b> | <b>133</b> | <b>1.6</b> | <b>1</b> | <b>33</b> | <b>44.3</b>  |

**Team Statistics**

|                                    | BYU                 | OPP               |
|------------------------------------|---------------------|-------------------|
| <b>First Downs</b>                 | <b>66</b>           | <b>39</b>         |
| Rushing                            | 39                  | 13                |
| Passing                            | 23                  | 22                |
| Penalty                            | 4                   | 4                 |
| <b>Rushing Yardage</b>             | <b>797</b>          | <b>133</b>        |
| Rushing attempts                   | 123                 | 83                |
| Average per rush                   | 6.5                 | 1.6               |
| Average per game                   | 265.7               | 44.3              |
| TDs Rushing                        | 9                   | 1                 |
| <b>Passing Yardage</b>             | <b>559</b>          | <b>483</b>        |
| Comp-Att-Int                       | 47-71-0             | 52-94-4           |
| Average per pass                   | 7.9                 | 5.1               |
| Average per catch                  | 11.9                | 9.3               |
| Average per game                   | 186.3               | 161.0             |
| TDs Passing                        | 4                   | 0                 |
| <b>Total offense</b>               | <b>1356</b>         | <b>616</b>        |
| Average per play                   | 7.0                 | 3.5               |
| Average per game                   | 452.0               | 205.3             |
| <b>Kick returns: #-Yards</b>       | <b>4-120</b>        | <b>8-137</b>      |
| <b>Punt returns: #-Yards</b>       | <b>11-138</b>       | <b>1--11</b>      |
| <b>Int returns: #-Yards</b>        | <b>4-65</b>         | <b>0-0</b>        |
| <b>Fumbles-Lost</b>                | <b>2-1</b>          | <b>6-2</b>        |
| <b>Penalties-Yards</b>             | <b>19-191</b>       | <b>21-141</b>     |
| <b>Punts-Avg</b>                   | <b>8-44.1</b>       | <b>19-42.5</b>    |
| <b>Time of possession / game</b>   | <b>33:39</b>        | <b>26:21</b>      |
| <b>3rd-down conversion</b>         | <b>18/38</b>        | <b>9/41</b>       |
| <b>4th-down conversion</b>         | <b>2/4</b>          | <b>3/6</b>        |
| <b>PAT-attempts</b>                | <b>(14-14) 100%</b> | <b>(1-1) 100%</b> |
| <b>2-point conversion-attempts</b> | <b>(0-1) 0%</b>     | <b>(0-0) 0%</b>   |

**Passing**

| Player           | gp       | effic        | comp-att-int   | pct         | yds        | td       | lg        | avg/g        |
|------------------|----------|--------------|----------------|-------------|------------|----------|-----------|--------------|
| Bear Bachmeier   | 3        | 156.7        | 42-63-0        | 66.7        | 518        | 4        | 41        | 172.7        |
| McCae Hillstead  | 2        | 135.4        | 4-5-0          | 80.0        | 33         | 0        | 13        | 16.5         |
| Treyson Bourguet | 1        | 83.6         | 1-2-0          | 50.0        | 8          | 0        | 8         | 8.0          |
| Parker Kingston  | 3        | 0.0          | 0-1-0          | 0.0         | 0          | 0        | 0         | 0.0          |
| <b>Total</b>     | <b>3</b> | <b>150.9</b> | <b>47-71-0</b> | <b>66.2</b> | <b>559</b> | <b>4</b> | <b>41</b> | <b>186.3</b> |
| <b>Opponents</b> | <b>3</b> | <b>90.0</b>  | <b>52-94-4</b> | <b>55.3</b> | <b>483</b> | <b>0</b> | <b>38</b> | <b>161.0</b> |

**Receiving**

| Player           | gp       | no.       | yds        | avg         | td       | lg        | avg/g        |
|------------------|----------|-----------|------------|-------------|----------|-----------|--------------|
| Chase Roberts    | 3        | 11        | 185        | 16.8        | 1        | 41        | 61.7         |
| Carsen Ryan      | 3        | 9         | 146        | 16.2        | 2        | 25        | 48.7         |
| Parker Kingston  | 3        | 9         | 67         | 7.4         | 0        | 19        | 22.3         |
| Sione Moa        | 2        | 5         | 34         | 6.8         | 0        | 17        | 17.0         |
| Jojo Phillips    | 3        | 3         | 30         | 10.0        | 0        | 21        | 10.0         |
| Cody Hagen       | 3        | 3         | 42         | 14.0        | 0        | 24        | 14.0         |
| LJ Martin        | 3        | 2         | 20         | 10.0        | 0        | 12        | 6.7          |
| Jovesa Damuni    | 2        | 2         | 14         | 7.0         | 0        | 13        | 7.0          |
| Tiger Bachmeier  | 3        | 1         | 8          | 8.0         | 0        | 8         | 2.7          |
| Noah Moeaki      | 3        | 1         | 5          | 5.0         | 1        | 5         | 1.7          |
| Rowan Reay       | 3        | 1         | 8          | 8.0         | 0        | 8         | 2.7          |
| <b>Total</b>     | <b>3</b> | <b>47</b> | <b>559</b> | <b>11.9</b> | <b>4</b> | <b>41</b> | <b>186.3</b> |
| <b>Opponents</b> | <b>3</b> | <b>52</b> | <b>483</b> | <b>9.3</b>  | <b>0</b> | <b>38</b> | <b>161.0</b> |

**Interceptions**

| Player           | no.      | yds       | avg         | td       | lg        |
|------------------|----------|-----------|-------------|----------|-----------|
| Evan Johnson     | 2        | 15        | 7.5         | 1        | 11        |
| Raider Damuni    | 1        | 26        | 26.0        | 0        | 26        |
| Faletau Satuala  | 1        | 24        | 24.0        | 0        | 24        |
| <b>Total</b>     | <b>4</b> | <b>65</b> | <b>16.3</b> | <b>1</b> | <b>26</b> |
| <b>Opponents</b> | <b>0</b> | <b>0</b>  | <b>0.0</b>  | <b>0</b> | <b>0</b>  |



## 2025-26 BYU Football Combined Team Statistics All games

### Field Goals

| Player           | fg         | pct.        | 01-19      | 20-29      | 30-39      | 40-49      | 50-99      | lg        | blk      |
|------------------|------------|-------------|------------|------------|------------|------------|------------|-----------|----------|
| Will Ferrin      | 8-8        | 100.0       | 0-0        | 4-4        | 2-2        | 1-1        | 1-1        | 56        | 0        |
| <b>Opponents</b> | <b>3-4</b> | <b>75.0</b> | <b>0-0</b> | <b>2-2</b> | <b>1-1</b> | <b>0-0</b> | <b>0-1</b> | <b>36</b> | <b>1</b> |

### Scoring

| Player             | td        | fg         | PAT          |          |          |          |          | dpx      | saf        | pts |
|--------------------|-----------|------------|--------------|----------|----------|----------|----------|----------|------------|-----|
|                    |           |            | kick         | rush     | rcv      | pass     |          |          |            |     |
| Will Ferrin        | -         | 8-8        | 14-14        | -        | -        | -        | -        | -        | -          | 38  |
| Bear Bachmeier     | 4         | -          | -            | -        | -        | -        | -        | -        | -          | 24  |
| Carsen Ryan        | 2         | -          | -            | -        | -        | -        | -        | -        | -          | 12  |
| Jack Kelly         | 1         | -          | -            | -        | -        | -        | -        | -        | -          | 6   |
| Chase Roberts      | 1         | -          | -            | -        | -        | -        | -        | -        | -          | 6   |
| Evan Johnson       | 1         | -          | -            | -        | -        | -        | -        | -        | -          | 6   |
| LJ Martin          | 1         | -          | -            | -        | -        | -        | -        | -        | -          | 6   |
| Cody Hagen         | 1         | -          | -            | -        | -        | -        | -        | -        | -          | 6   |
| Dominique McKenzie | 1         | -          | -            | -        | -        | -        | -        | -        | -          | 6   |
| Sione Moa          | 1         | -          | -            | -        | -        | -        | -        | -        | -          | 6   |
| Noah Moeaki        | 1         | -          | -            | -        | -        | -        | -        | -        | -          | 6   |
| Charles Miska      | 1         | -          | -            | -        | -        | -        | -        | -        | -          | 6   |
| <b>Total</b>       | <b>15</b> | <b>8-8</b> | <b>14-14</b> | <b>0</b> | <b>0</b> | <b>0</b> | <b>0</b> | <b>1</b> | <b>130</b> |     |
| <b>Opponents</b>   | <b>1</b>  | <b>3-4</b> | <b>1-1</b>   | <b>0</b> | <b>0</b> | <b>0</b> | <b>0</b> | <b>0</b> | <b>16</b>  |     |

### Score by Periods

| Team      | 1st | 2nd | 3rd | 4th | OT | TOT |
|-----------|-----|-----|-----|-----|----|-----|
| BYU       | 23  | 53  | 23  | 31  | 0  | 130 |
| Opponents | 3   | 0   | 3   | 10  | 0  | 16  |

### Punting

| Player           | no.       | yds        | avg         | lg        | tb       | fc       | i20      | 50+      | blk      |
|------------------|-----------|------------|-------------|-----------|----------|----------|----------|----------|----------|
| Sam Vander Haar  | 8         | 353        | 44.1        | 49        | 0        | 4        | 5        | 0        | 0        |
| <b>Total</b>     | <b>8</b>  | <b>353</b> | <b>44.1</b> | <b>49</b> | <b>0</b> | <b>4</b> | <b>5</b> | <b>0</b> | <b>0</b> |
| <b>Opponents</b> | <b>19</b> | <b>808</b> | <b>42.5</b> | <b>63</b> | <b>0</b> | <b>2</b> | <b>5</b> | <b>5</b> | <b>0</b> |

### Punt Returns

| Player           | no.       | yds        | avg          | td       | lg        |
|------------------|-----------|------------|--------------|----------|-----------|
| Parker Kingston  | 6         | 71         | 11.8         | 0        | 31        |
| Tiger Bachmeier  | 3         | 49         | 16.3         | 0        | 44        |
| Carsen Ryan      | 1         | 14         | 14.0         | 0        | 14        |
| Cannon DeVries   | 1         | 4          | 4.0          | 0        | 4         |
| <b>Total</b>     | <b>11</b> | <b>138</b> | <b>12.5</b>  | <b>0</b> | <b>44</b> |
| <b>Opponents</b> | <b>1</b>  | <b>-11</b> | <b>-11.0</b> | <b>0</b> | <b>0</b>  |

### Kick Returns

| Player           | no.      | yds        | avg         | td       | lg        |
|------------------|----------|------------|-------------|----------|-----------|
| Cody Hagen       | 3        | 85         | 28.3        | 0        | 44        |
| Sione Moa        | 1        | 35         | 35.0        | 0        | 35        |
| <b>Total</b>     | <b>4</b> | <b>120</b> | <b>30.0</b> | <b>0</b> | <b>44</b> |
| <b>Opponents</b> | <b>8</b> | <b>137</b> | <b>17.1</b> | <b>0</b> | <b>53</b> |

### All Purpose

| Player             | g        | rush       | rcv        | pr         | kr         | ir        | total       | avg/g        |
|--------------------|----------|------------|------------|------------|------------|-----------|-------------|--------------|
| LJ Martin          | 3        | 342        | 20         | 0          | 0          | 0         | 362         | 120.7        |
| Cody Hagen         | 3        | 61         | 42         | 0          | 85         | 0         | 188         | 62.7         |
| Chase Roberts      | 3        | 0          | 185        | 0          | 0          | 0         | 185         | 61.7         |
| Parker Kingston    | 3        | 25         | 67         | 71         | 0          | 0         | 163         | 54.3         |
| Carsen Ryan        | 3        | 0          | 146        | 14         | 0          | 0         | 160         | 53.3         |
| Sione Moa          | 2        | 57         | 34         | 0          | 35         | 0         | 126         | 63.0         |
| Bear Bachmeier     | 3        | 65         | 0          | 0          | 0          | 0         | 65          | 21.7         |
| Jovesa Damuni      | 2        | 50         | 14         | 0          | 0          | 0         | 64          | 32.0         |
| Tiger Bachmeier    | 3        | 2          | 8          | 49         | 0          | 0         | 59          | 19.7         |
| Dominique McKenzie | 3        | 41         | 0          | 0          | 0          | 0         | 41          | 13.7         |
| Lucky Finau        | 1        | 32         | 0          | 0          | 0          | 0         | 32          | 32.0         |
| Jojo Phillips      | 3        | 0          | 30         | 0          | 0          | 0         | 30          | 10.0         |
| McCae Hillstead    | 2        | 26         | 0          | 0          | 0          | 0         | 26          | 13.0         |
| Raider Damuni      | 3        | 0          | 0          | 0          | 0          | 26        | 26          | 8.7          |
| Faletau Satuala    | 3        | 0          | 0          | 0          | 0          | 24        | 24          | 8.0          |
| Treyson Bourguet   | 1        | 21         | 0          | 0          | 0          | 0         | 21          | 21.0         |
| Evan Johnson       | 3        | 0          | 0          | 0          | 0          | 15        | 15          | 5.0          |
| Charles Miska      | 2        | 14         | 0          | 0          | 0          | 0         | 14          | 7.0          |
| Rowan Reay         | 3        | 0          | 8          | 0          | 0          | 0         | 8           | 2.7          |
| Trey Roberts       | 1        | 7          | 0          | 0          | 0          | 0         | 7           | 7.0          |
| Noah Moeaki        | 3        | 0          | 5          | 0          | 0          | 0         | 5           | 1.7          |
| Cannon DeVries     | 3        | 0          | 0          | 4          | 0          | 0         | 4           | 1.3          |
| <b>Total</b>       | <b>3</b> | <b>797</b> | <b>559</b> | <b>138</b> | <b>120</b> | <b>65</b> | <b>1679</b> | <b>559.7</b> |
| <b>Opponents</b>   | <b>3</b> | <b>133</b> | <b>483</b> | <b>-11</b> | <b>137</b> | <b>0</b>  | <b>742</b>  | <b>247.3</b> |

### Total Offense

| Player             | g        | plays      | rush       | pass       | total       | avg/g        |
|--------------------|----------|------------|------------|------------|-------------|--------------|
| Bear Bachmeier     | 3        | 85         | 65         | 518        | 583         | 194.3        |
| LJ Martin          | 3        | 40         | 342        | 0          | 342         | 114.0        |
| Cody Hagen         | 3        | 5          | 61         | 0          | 61          | 20.3         |
| McCae Hillstead    | 2        | 8          | 26         | 33         | 59          | 29.5         |
| Sione Moa          | 2        | 14         | 57         | 0          | 57          | 28.5         |
| Jovesa Damuni      | 2        | 8          | 50         | 0          | 50          | 25.0         |
| Dominique McKenzie | 3        | 1          | 41         | 0          | 41          | 13.7         |
| Lucky Finau        | 1        | 8          | 32         | 0          | 32          | 32.0         |
| Treyson Bourguet   | 1        | 3          | 21         | 8          | 29          | 29.0         |
| Parker Kingston    | 3        | 6          | 25         | 0          | 25          | 8.3          |
| Charles Miska      | 2        | 6          | 14         | 0          | 14          | 7.0          |
| Trey Roberts       | 1        | 1          | 7          | 0          | 7           | 7.0          |
| Tiger Bachmeier    | 3        | 1          | 2          | 0          | 2           | 0.7          |
| <b>Total</b>       | <b>3</b> | <b>194</b> | <b>797</b> | <b>559</b> | <b>1356</b> | <b>452.0</b> |
| <b>Opponents</b>   | <b>3</b> | <b>177</b> | <b>133</b> | <b>483</b> | <b>616</b>  | <b>205.3</b> |



2025-26 BYU Football  
 Combined Team Statistics  
 All games

Team Defense

| ##            | Player               | gp       | Tackles   |           |            |              | Sacks       | Pass defense |          |           | Fumbles    |          | blkd     |          |
|---------------|----------------------|----------|-----------|-----------|------------|--------------|-------------|--------------|----------|-----------|------------|----------|----------|----------|
|               |                      |          | ua        | a         | tot        | tfl/yds      |             | no-yds       | int-yds  | brup      | qbh        | fr-yds   | ff       | kick     |
| 7             | Logan Lutui          | 3        | 5         | 10        | 15         | 3-11         | .           | .            | 1        | .         | .          | .        | .        |          |
| 17            | Jack Kelly           | 3        | 9         | 4         | 13         | 4.5-31       | 3-29        | .            | .        | 2         | .          | 1        | .        |          |
| 16            | Isaiah Glasker       | 3        | 9         | 4         | 13         | 4.5-15       | 1-9         | .            | 1        | 2         | .          | 1        | .        |          |
| 3             | Raider Damuni        | 3        | 6         | 6         | 12         | .            | .           | 1-26         | .        | 1         | .          | .        | .        |          |
| 0             | Evan Johnson         | 3        | 7         | 2         | 9          | .            | .           | 2-15         | 1        | .         | .          | .        | .        |          |
| 54            | Siale Esera          | 3        | 3         | 6         | 9          | 0.5-1        | .           | .            | .        | 1         | .          | .        | .        |          |
| 55            | John Taumoepeau      | 3        | 2         | 7         | 9          | 0.5-2        | .           | .            | 1        | .         | 1-0        | .        | 1        |          |
| 57            | Keanu Tanuvasa       | 3        | 3         | 5         | 8          | 1-8          | 1-8         | .            | .        | 1         | .          | .        | .        |          |
| 28            | Tanner Wall          | 3        | 5         | 2         | 7          | .            | .           | .            | .        | .         | .          | .        | .        |          |
| 1             | Therrian Alexander   | 3        | 5         | 2         | 7          | .            | .           | .            | 1        | 2         | .          | .        | .        |          |
| 11            | Faletau Satuala      | 3        | 4         | 3         | 7          | 1.5-6        | .           | 1-24         | .        | .         | .          | 1        | .        |          |
| 4             | Mory Bamba           | 3        | 6         | .         | 6          | 1-4          | .           | .            | .        | .         | .          | .        | .        |          |
| 21            | Miles Hall           | 3        | 3         | 2         | 5          | 1-1          | .           | .            | .        | .         | .          | .        | .        |          |
| 48            | Bodie Schoonover     | 3        | 2         | 2         | 4          | .            | .           | .            | 1        | 1         | .          | .        | .        |          |
| 45            | Viliani Po'uha       | 3        | .         | 4         | 4          | 0.5-0        | .           | .            | .        | .         | 1-0        | .        | .        |          |
| 22            | Tommy Prassas        | 3        | 3         | 1         | 4          | .            | .           | .            | .        | 1         | .          | .        | .        |          |
| 25            | Talan Alfrey         | 3        | 3         | .         | 3          | 1-1          | .           | .            | .        | .         | .          | .        | .        |          |
| 94            | Anisi Purcell        | 3        | 1         | 2         | 3          | 1-6          | 1-6         | .            | .        | .         | .          | .        | .        |          |
| 18            | Ace Kaufusi          | 3        | 2         | 1         | 3          | 1-1          | .           | .            | 1        | 2         | .          | .        | .        |          |
| 97            | Kinilau Fonohema     | 2        | 2         | 1         | 3          | .            | .           | .            | .        | .         | .          | .        | .        |          |
| 20            | Cannon DeVries       | 3        | 1         | 2         | 3          | 0.5-1        | .           | .            | .        | .         | .          | .        | .        |          |
| 33            | Choe Bryant-Strother | 1        | 2         | .         | 2          | 1-9          | 1-9         | .            | .        | .         | .          | .        | .        |          |
| 44            | Ephraim Asiata       | 3        | .         | 2         | 2          | .            | .           | .            | .        | .         | .          | .        | .        |          |
| 10            | Orion Maile-Kaufusi  | 3        | 1         | 1         | 2          | .            | .           | .            | .        | .         | .          | .        | .        |          |
| 90            | Hunter Clegg         | 3        | 1         | 1         | 2          | .            | .           | .            | .        | .         | .          | .        | .        |          |
| 30            | Max Alford           | 3        | .         | 1         | 1          | 0.5-1        | .           | .            | .        | .         | .          | .        | .        |          |
| 15            | Tayvion Beasley      | 2        | .         | 1         | 1          | .            | .           | .            | .        | .         | .          | .        | .        |          |
| 29            | Jayden Dunlap        | 2        | 1         | .         | 1          | .            | .           | .            | .        | .         | .          | .        | .        |          |
| 34            | Maika Kaufusi        | 1        | 1         | .         | 1          | .            | .           | .            | .        | .         | .          | .        | .        |          |
| 24            | Payton VanSteenkiste | 2        | 1         | .         | 1          | .            | .           | .            | .        | .         | .          | .        | .        |          |
| 83            | Will Zundell         | 3        | 1         | .         | 1          | .            | .           | .            | .        | .         | .          | .        | .        |          |
| <b>Totals</b> |                      | <b>3</b> | <b>89</b> | <b>72</b> | <b>161</b> | <b>23-98</b> | <b>7-61</b> | <b>4-65</b>  | <b>7</b> | <b>13</b> | <b>2-0</b> | <b>3</b> | <b>1</b> | <b>1</b> |
| Opponents     |                      | 3        | 102       | 126       | 228        | 14-56        | 3-18        | 0-0          | 6        | 2         | 1-0        | 1        | 0        | 0        |



**2025-26 BYU Football  
Team Game-by-Game  
All games**

| Date             | Opponent         | Rushing    |            |          |           | Receiving |            |          |           | Passing   |           |          |            | Kick Returns |           |          |            | Punt Returns |           |           |            | tot<br>off |           |             |
|------------------|------------------|------------|------------|----------|-----------|-----------|------------|----------|-----------|-----------|-----------|----------|------------|--------------|-----------|----------|------------|--------------|-----------|-----------|------------|------------|-----------|-------------|
|                  |                  | no.        | yds        | td       | lg        | no.       | yds        | td       | lg        | cmp       | att       | int      | yds        | td           | lg        | no.      | yds        | td           | lg        | no.       | yds        |            | td        | lg          |
| 08/30/2025       | Portland St.     | 48         | 468        | 5        | 57        | 12        | 138        | 3        | 25        | 12        | 18        | 0        | 138        | 3            | 25        | 0        | 0          | 0            | 0         | 7         | 65         | 0          | 31        | 606         |
| 09/06/2025       | Stanford         | 41         | 157        | 2        | 47        | 17        | 175        | 0        | 41        | 17        | 27        | 0        | 175        | 0            | 41        | 1        | 44         | 0            | 44        | 3         | 61         | 0          | 44        | 332         |
| 09/20/2025       | at East Carolina | 34         | 172        | 2        | 41        | 18        | 246        | 1        | 40        | 18        | 26        | 0        | 246        | 1            | 40        | 3        | 76         | 0            | 35        | 1         | 12         | 0          | 12        | 418         |
| <b>BYU</b>       |                  | <b>123</b> | <b>797</b> | <b>9</b> | <b>57</b> | <b>47</b> | <b>559</b> | <b>4</b> | <b>41</b> | <b>47</b> | <b>71</b> | <b>0</b> | <b>559</b> | <b>4</b>     | <b>41</b> | <b>4</b> | <b>120</b> | <b>0</b>     | <b>44</b> | <b>11</b> | <b>138</b> | <b>0</b>   | <b>44</b> | <b>1356</b> |
| <b>Opponents</b> |                  | <b>83</b>  | <b>133</b> | <b>1</b> | <b>33</b> | <b>52</b> | <b>483</b> | <b>0</b> | <b>38</b> | <b>52</b> | <b>94</b> | <b>4</b> | <b>483</b> | <b>0</b>     | <b>38</b> | <b>8</b> | <b>137</b> | <b>0</b>     | <b>53</b> | <b>1</b>  | <b>-11</b> | <b>0</b>   | <b>0</b>  | <b>616</b>  |

**BYU Averages**

| Games | Avg/ rush | Avg/ catch | Pass effic | KR avg | PR avg | All purpose avg/game | Total offense avg/game |
|-------|-----------|------------|------------|--------|--------|----------------------|------------------------|
| 3     | 6.5       | 11.9       | 150.9      | 30.0   | 12.5   | 559.7                | 452.0                  |

| Date             | Opponent         | Tackles    |            |            | Sacks          | Fumble      |          | Pass Defense |             |           | blkd<br>kick | PAT attempts |              |          | off      |          |           |            |
|------------------|------------------|------------|------------|------------|----------------|-------------|----------|--------------|-------------|-----------|--------------|--------------|--------------|----------|----------|----------|-----------|------------|
|                  |                  | ua         | a          | total      |                | tfl-yds     | no-yds   | ff           | fr-yds      | int-yds   |              | qbh          | brup         | kick     | kick     | rush     | rcv       | saf        |
| 08/30/2025       | Portland St.     | 24         | 16         | 40         | 9.0-31         | 2-15        | 1        | 1-0          | 0-0         | 6         | 2            | 1            | 9-9          | 0        | 0        | 0        | 7         | 69         |
| 09/06/2025       | Stanford         | 25         | 26         | 51         | 8.0-41         | 3-28        | 2        | 1-0          | 2-50        | 7         | 1            | 0            | 1-1          | 0        | 0        | 1        | 3         | 27         |
| 09/20/2025       | at East Carolina | 40         | 30         | 70         | 6.0-26         | 2-18        | 0        | 0-0          | 2-15        | 0         | 4            | 0            | 4-4          | 0        | 0        | 0        | 7         | 34         |
| <b>BYU</b>       |                  | <b>89</b>  | <b>72</b>  | <b>161</b> | <b>23.0-98</b> | <b>7-61</b> | <b>3</b> | <b>2-0</b>   | <b>4-65</b> | <b>13</b> | <b>7</b>     | <b>1</b>     | <b>14-14</b> | <b>0</b> | <b>0</b> | <b>1</b> | <b>17</b> | <b>130</b> |
| <b>Opponents</b> |                  | <b>102</b> | <b>126</b> | <b>228</b> | <b>14.0-56</b> | <b>3-18</b> | <b>1</b> | <b>1-0</b>   | <b>0-0</b>  | <b>2</b>  | <b>6</b>     | <b>0</b>     | <b>1-1</b>   | <b>0</b> | <b>0</b> | <b>0</b> | <b>0</b>  | <b>16</b>  |

| Date             | Opponent         | Punting   |            |             |           |          |          |          |          |          |            | Field Goals |          |           | Kickoffs    |             |           |          |
|------------------|------------------|-----------|------------|-------------|-----------|----------|----------|----------|----------|----------|------------|-------------|----------|-----------|-------------|-------------|-----------|----------|
|                  |                  | no.       | yds        | avg         | long      | blkd     | tb       | fc       | 50+      | i20      | md-att     | long        | blkd     | no.       | yds         | avg         | tb        | ob       |
| 08/30/2025       | Portland St.     | 1         | 48         | 48.0        | 48        | 0        | 0        | 1        | 0        | 0        | 2-2        | 56          | 0        | 12        | 749         | 62.4        | 6         | 0        |
| 09/06/2025       | Stanford         | 3         | 131        | 43.7        | 48        | 0        | 0        | 1        | 0        | 3        | 4-4        | 36          | 0        | 7         | 452         | 64.6        | 3         | 0        |
| 09/20/2025       | at East Carolina | 4         | 174        | 43.5        | 49        | 0        | 0        | 2        | 0        | 2        | 2-2        | 40          | 0        | 7         | 442         | 63.1        | 3         | 0        |
| <b>BYU</b>       |                  | <b>8</b>  | <b>353</b> | <b>44.1</b> | <b>49</b> | <b>0</b> | <b>0</b> | <b>4</b> | <b>0</b> | <b>5</b> | <b>8-8</b> | <b>56</b>   | <b>0</b> | <b>26</b> | <b>1643</b> | <b>63.2</b> | <b>12</b> | <b>0</b> |
| <b>Opponents</b> |                  | <b>19</b> | <b>808</b> | <b>42.5</b> | <b>63</b> | <b>0</b> | <b>0</b> | <b>2</b> | <b>5</b> | <b>5</b> | <b>3-4</b> | <b>36</b>   | <b>1</b> | <b>8</b>  | <b>509</b>  | <b>63.6</b> | <b>4</b>  | <b>0</b> |



**2025-26 BYU Football  
Opponents Game-by-Game  
All games**

| Date             | Opponent         | Rushing    |            |          |           | Receiving |            |          |           | Passing   |           |          |            | Kick Returns |           |          |            | Punt Returns |           |           |            | tot<br>off |           |             |
|------------------|------------------|------------|------------|----------|-----------|-----------|------------|----------|-----------|-----------|-----------|----------|------------|--------------|-----------|----------|------------|--------------|-----------|-----------|------------|------------|-----------|-------------|
|                  |                  | no.        | yds        | td       | lg        | no.       | yds        | td       | lg        | cmp       | att       | int      | yds        | td           | lg        | no.      | yds        | td           | lg        | no.       | yds        |            | td        | lg          |
| 08/30/2025       | Portland St.     | 24         | -5         | 0        | 18        | 10        | 56         | 0        | 20        | 10        | 20        | 0        | 56         | 0            | 20        | 2        | 17         | 0            | 18        | 0         | 0          | 0          | 0         | 51          |
| 09/06/2025       | Stanford         | 24         | 19         | 0        | 9         | 17        | 142        | 0        | 26        | 17        | 32        | 2        | 142        | 0            | 26        | 2        | 39         | 0            | 21        | 0         | 0          | 0          | 0         | 161         |
| 09/20/2025       | at East Carolina | 35         | 119        | 1        | 33        | 25        | 285        | 0        | 38        | 25        | 42        | 2        | 285        | 0            | 38        | 4        | 81         | 0            | 53        | 1         | -11        | 0          | 0         | 404         |
| <b>Opponents</b> |                  | <b>83</b>  | <b>133</b> | <b>1</b> | <b>33</b> | <b>52</b> | <b>483</b> | <b>0</b> | <b>38</b> | <b>52</b> | <b>94</b> | <b>4</b> | <b>483</b> | <b>0</b>     | <b>38</b> | <b>8</b> | <b>137</b> | <b>0</b>     | <b>53</b> | <b>1</b>  | <b>-11</b> | <b>0</b>   | <b>0</b>  | <b>616</b>  |
| <b>BYU</b>       |                  | <b>123</b> | <b>797</b> | <b>9</b> | <b>57</b> | <b>47</b> | <b>559</b> | <b>4</b> | <b>41</b> | <b>47</b> | <b>71</b> | <b>0</b> | <b>559</b> | <b>4</b>     | <b>41</b> | <b>4</b> | <b>120</b> | <b>0</b>     | <b>44</b> | <b>11</b> | <b>138</b> | <b>0</b>   | <b>44</b> | <b>1356</b> |

**Opponents Averages**

| Games | Avg/ rush | Avg/ catch | Pass effic | KR avg | PR avg | All purpose avg/game | Total offense avg/game |
|-------|-----------|------------|------------|--------|--------|----------------------|------------------------|
| 3     | 1.6       | 9.3        | 90.0       | 17.1   | -11.0  | 247.3                | 205.3                  |

| Date             | Opponent         | Tackles    |            |            |                | Sacks       | Fumble   | Pass Defense |             |           | blkd     | PAT attempts |              |          | off      |          |           |            |
|------------------|------------------|------------|------------|------------|----------------|-------------|----------|--------------|-------------|-----------|----------|--------------|--------------|----------|----------|----------|-----------|------------|
|                  |                  | ua         | a          | total      | tfl-yds        | no-yds      | ff       | fr-yds       | int-yds     | qbh       | brup     | kick         | kick         | rush     | rcv      | saf      | t/o       | pts        |
| 08/30/2025       | Portland St.     | 32         | 48         | 80         | 0.0-0          | 0-0         | 0        | 1-0          | 0-0         | 0         | 3        | 0            | 0-0          | 0        | 0        | 0        | 0         | 0          |
| 09/06/2025       | Stanford         | 44         | 30         | 74         | 6.0-31         | 3-18        | 1        | 0-0          | 0-0         | 2         | 0        | 0            | 0-0          | 0        | 0        | 0        | 0         | 3          |
| 09/20/2025       | at East Carolina | 26         | 48         | 74         | 8.0-25         | 0-0         | 0        | 0-0          | 0-0         | 0         | 3        | 0            | 1-1          | 0        | 0        | 0        | 0         | 13         |
| <b>Opponents</b> |                  | <b>102</b> | <b>126</b> | <b>228</b> | <b>14.0-56</b> | <b>3-18</b> | <b>1</b> | <b>1-0</b>   | <b>0-0</b>  | <b>2</b>  | <b>6</b> | <b>0</b>     | <b>1-1</b>   | <b>0</b> | <b>0</b> | <b>0</b> | <b>0</b>  | <b>16</b>  |
| <b>BYU</b>       |                  | <b>89</b>  | <b>72</b>  | <b>161</b> | <b>23.0-98</b> | <b>7-61</b> | <b>3</b> | <b>2-0</b>   | <b>4-65</b> | <b>13</b> | <b>7</b> | <b>1</b>     | <b>14-14</b> | <b>0</b> | <b>0</b> | <b>1</b> | <b>17</b> | <b>130</b> |

| Date             | Opponent         | Punting   |            |             |           |          |          |          |          |          |            | Field Goals |          |           | Kickoffs    |             |           |          |
|------------------|------------------|-----------|------------|-------------|-----------|----------|----------|----------|----------|----------|------------|-------------|----------|-----------|-------------|-------------|-----------|----------|
|                  |                  | no.       | yds        | avg         | long      | blkd     | tb       | fc       | 50+      | i20      | md-att     | long        | blkd     | no.       | yds         | avg         | tb        | ob       |
| 08/30/2025       | Portland St.     | 10        | 425        | 42.5        | 63        | 0        | 0        | 1        | 1        | 3        | 0-1        | 0           | 1        | 1         | 65          | 65.0        | 1         | 0        |
| 09/06/2025       | Stanford         | 5         | 216        | 43.2        | 54        | 0        | 0        | 0        | 3        | 1        | 1-1        | 26          | 0        | 3         | 204         | 68.0        | 2         | 0        |
| 09/20/2025       | at East Carolina | 4         | 167        | 41.8        | 50        | 0        | 0        | 1        | 1        | 1        | 2-2        | 36          | 0        | 4         | 240         | 60.0        | 1         | 0        |
| <b>Opponents</b> |                  | <b>19</b> | <b>808</b> | <b>42.5</b> | <b>63</b> | <b>0</b> | <b>0</b> | <b>2</b> | <b>5</b> | <b>5</b> | <b>3-4</b> | <b>36</b>   | <b>1</b> | <b>8</b>  | <b>509</b>  | <b>63.6</b> | <b>4</b>  | <b>0</b> |
| <b>BYU</b>       |                  | <b>8</b>  | <b>353</b> | <b>44.1</b> | <b>49</b> | <b>0</b> | <b>0</b> | <b>4</b> | <b>0</b> | <b>5</b> | <b>8-8</b> | <b>56</b>   | <b>0</b> | <b>26</b> | <b>1643</b> | <b>63.2</b> | <b>12</b> | <b>0</b> |



**2025-26 BYU Football**  
**Team Game Highs**  
**All games**

**BYU - Game Highs**

|                         |      |                               |
|-------------------------|------|-------------------------------|
| <b>RUSHES</b>           | 48   | Portland St. (08/30/2025)     |
| <b>YARDS RUSHING</b>    | 468  | Portland St. (08/30/2025)     |
| <b>YARDS PER RUSH</b>   | 9.8  | Portland St. (08/30/2025)     |
| <b>TD RUSHES</b>        | 5    | Portland St. (08/30/2025)     |
| <b>PASS ATTEMPTS</b>    | 27   | Stanford (09/06/2025)         |
| <b>PASS COMPLETIONS</b> | 18   | at East Carolina (09/20/2025) |
| <b>YARDS PASSING</b>    | 246  | at East Carolina (09/20/2025) |
| <b>YARDS PER PASS</b>   | 9.5  | at East Carolina (09/20/2025) |
| <b>TD PASSES</b>        | 3    | Portland St. (08/30/2025)     |
| <b>TOTAL PLAYS</b>      | 68   | Stanford (09/06/2025)         |
| <b>TOTAL OFFENSE</b>    | 606  | Portland St. (08/30/2025)     |
| <b>YARDS PER PLAY</b>   | 9.2  | Portland St. (08/30/2025)     |
| <b>POINTS</b>           | 69   | Portland St. (08/30/2025)     |
| <b>SACKS BY</b>         | 3    | Stanford (09/06/2025)         |
| <b>FIRST DOWNS</b>      | 28   | Portland St. (08/30/2025)     |
| <b>PENALTIES</b>        | 10   | at East Carolina (09/20/2025) |
| <b>PENALTY YARDS</b>    | 101  | at East Carolina (09/20/2025) |
| <b>TURNOVERS</b>        | 1    | Portland St. (08/30/2025)     |
| <b>PUNTS</b>            | 4    | at East Carolina (09/20/2025) |
| <b>PUNTING AVG</b>      | 48.0 | Portland St. (08/30/2025)     |
| <b>LONG PUNT</b>        | 49   | at East Carolina (09/20/2025) |
| <b>PUNTS INSIDE 20</b>  | 3    | Stanford (09/06/2025)         |
| <b>LONG PUNT RETURN</b> | 44   | Stanford (09/06/2025)         |



**2025-26 BYU Football  
Opponent Match Highs  
All games**

**Opponent - Game Highs**

|                         |      |                               |
|-------------------------|------|-------------------------------|
| <b>RUSHES</b>           | 35   | at East Carolina (09/20/2025) |
| <b>YARDS RUSHING</b>    | 119  | at East Carolina (09/20/2025) |
| <b>YARDS PER RUSH</b>   | 3.4  | at East Carolina (09/20/2025) |
| <b>TD RUSHES</b>        | 1    | at East Carolina (09/20/2025) |
| <b>PASS ATTEMPTS</b>    | 42   | at East Carolina (09/20/2025) |
| <b>PASS COMPLETIONS</b> | 25   | at East Carolina (09/20/2025) |
| <b>YARDS PASSING</b>    | 285  | at East Carolina (09/20/2025) |
| <b>YARDS PER PASS</b>   | 6.8  | at East Carolina (09/20/2025) |
| <b>TD PASSES</b>        | 0    | at East Carolina (09/20/2025) |
|                         | 0    | Stanford (09/06/2025)         |
|                         | 0    | Portland St. (08/30/2025)     |
| <b>TOTAL PLAYS</b>      | 77   | at East Carolina (09/20/2025) |
| <b>TOTAL OFFENSE</b>    | 404  | at East Carolina (09/20/2025) |
| <b>YARDS PER PLAY</b>   | 5.2  | at East Carolina (09/20/2025) |
| <b>POINTS</b>           | 13   | at East Carolina (09/20/2025) |
| <b>SACKS BY</b>         | 3    | Stanford (09/06/2025)         |
| <b>FIRST DOWNS</b>      | 24   | at East Carolina (09/20/2025) |
| <b>PENALTIES</b>        | 11   | at East Carolina (09/20/2025) |
| <b>PENALTY YARDS</b>    | 76   | at East Carolina (09/20/2025) |
| <b>TURNOVERS</b>        | 3    | Stanford (09/06/2025)         |
| <b>PUNTS</b>            | 10   | Portland St. (08/30/2025)     |
| <b>PUNTING AVG</b>      | 43.2 | Stanford (09/06/2025)         |
| <b>LONG PUNT</b>        | 63   | Portland St. (08/30/2025)     |
| <b>PUNTS INSIDE 20</b>  | 3    | Portland St. (08/30/2025)     |
| <b>LONG PUNT RETURN</b> | 0    | at East Carolina (09/20/2025) |
|                         | 0    | Stanford (09/06/2025)         |
|                         | 0    | Portland St. (08/30/2025)     |





**2025-26 BYU Football**  
**Team Match Lows**  
**All games**

**BYU - Game Lows**

|                         |      |                               |
|-------------------------|------|-------------------------------|
| <b>RUSHES</b>           | 34   | at East Carolina (09/20/2025) |
| <b>YARDS RUSHING</b>    | 157  | Stanford (09/06/2025)         |
| <b>YARDS PER RUSH</b>   | 3.8  | Stanford (09/06/2025)         |
| <b>TD RUSHES</b>        | 2    | at East Carolina (09/20/2025) |
|                         | 2    | Stanford (09/06/2025)         |
| <b>PASS ATTEMPTS</b>    | 18   | Portland St. (08/30/2025)     |
| <b>PASS COMPLETIONS</b> | 12   | Portland St. (08/30/2025)     |
| <b>YARDS PASSING</b>    | 138  | Portland St. (08/30/2025)     |
| <b>YARDS PER PASS</b>   | 6.5  | Stanford (09/06/2025)         |
| <b>TD PASSES</b>        | 0    | Stanford (09/06/2025)         |
| <b>TOTAL PLAYS</b>      | 60   | at East Carolina (09/20/2025) |
| <b>TOTAL OFFENSE</b>    | 332  | Stanford (09/06/2025)         |
| <b>YARDS PER PLAY</b>   | 4.9  | Stanford (09/06/2025)         |
| <b>POINTS</b>           | 27   | Stanford (09/06/2025)         |
| <b>SACKS BY</b>         | 2    | at East Carolina (09/20/2025) |
|                         | 2    | Portland St. (08/30/2025)     |
| <b>FIRST DOWNS</b>      | 18   | Stanford (09/06/2025)         |
| <b>PENALTIES</b>        | 4    | Stanford (09/06/2025)         |
| <b>PENALTY YARDS</b>    | 35   | Stanford (09/06/2025)         |
| <b>INTERCEPTIONS BY</b> | 0    | Portland St. (08/30/2025)     |
| <b>PUNTS</b>            | 1    | Portland St. (08/30/2025)     |
| <b>PUNTING AVG</b>      | 43.5 | at East Carolina (09/20/2025) |
| <b>LONG PUNT</b>        | 48   | Stanford (09/06/2025)         |
|                         | 48   | Portland St. (08/30/2025)     |
| <b>PUNTS INSIDE 20</b>  | 0    | Portland St. (08/30/2025)     |
| <b>LONG PUNT RETURN</b> | 12   | at East Carolina (09/20/2025) |



**2025-26 BYU Football  
Opponent Match Lows  
All games**

**Opponent - Game Lows**

|                         |      |                               |
|-------------------------|------|-------------------------------|
| <b>RUSHES</b>           | 24   | Stanford (09/06/2025)         |
|                         | 24   | Portland St. (08/30/2025)     |
| <b>YARDS RUSHING</b>    | -5   | Portland St. (08/30/2025)     |
| <b>YARDS PER RUSH</b>   | -0.2 | Portland St. (08/30/2025)     |
| <b>TD RUSHES</b>        | 0    | Stanford (09/06/2025)         |
|                         | 0    | Portland St. (08/30/2025)     |
| <b>PASS ATTEMPTS</b>    | 20   | Portland St. (08/30/2025)     |
| <b>PASS COMPLETIONS</b> | 10   | Portland St. (08/30/2025)     |
| <b>YARDS PASSING</b>    | 56   | Portland St. (08/30/2025)     |
| <b>YARDS PER PASS</b>   | 2.8  | Portland St. (08/30/2025)     |
| <b>TD PASSES</b>        | 0    | at East Carolina (09/20/2025) |
|                         | 0    | Stanford (09/06/2025)         |
|                         | 0    | Portland St. (08/30/2025)     |
| <b>TOTAL PLAYS</b>      | 44   | Portland St. (08/30/2025)     |
| <b>TOTAL OFFENSE</b>    | 51   | Portland St. (08/30/2025)     |
| <b>YARDS PER PLAY</b>   | 1.2  | Portland St. (08/30/2025)     |
| <b>POINTS</b>           | 0    | Portland St. (08/30/2025)     |
| <b>SACKS BY</b>         | 0    | at East Carolina (09/20/2025) |
|                         | 0    | Portland St. (08/30/2025)     |
| <b>FIRST DOWNS</b>      | 3    | Portland St. (08/30/2025)     |
| <b>PENALTIES</b>        | 4    | Portland St. (08/30/2025)     |
| <b>PENALTY YARDS</b>    | 20   | Portland St. (08/30/2025)     |
| <b>INTERCEPTIONS BY</b> | 0    | at East Carolina (09/20/2025) |
|                         | 0    | Stanford (09/06/2025)         |
|                         | 0    | Portland St. (08/30/2025)     |
| <b>PUNTS</b>            | 4    | at East Carolina (09/20/2025) |
| <b>PUNTING AVG</b>      | 41.8 | at East Carolina (09/20/2025) |
| <b>LONG PUNT</b>        | 50   | at East Carolina (09/20/2025) |
| <b>PUNTS INSIDE 20</b>  | 1    | at East Carolina (09/20/2025) |
|                         | 1    | Stanford (09/06/2025)         |
| <b>LONG PUNT RETURN</b> | 0    | at East Carolina (09/20/2025) |
|                         | 0    | Stanford (09/06/2025)         |
|                         | 0    | Portland St. (08/30/2025)     |



**2025-26 BYU Football  
Individual Game Highs  
All games**

**BYU - Individual Game Highs**

|                            |      |   |
|----------------------------|------|---|
| <b>RUSHES</b>              | 18   | LJ Martin vs Stanford (09/06/2025)            |
| <b>YARDS RUSHING</b>       | 131  | LJ Martin vs Portland St. (08/30/2025)        |
| <b>TD RUSHES</b>           | 2    | Bear Bachmeier vs Portland St. (08/30/2025)   |
| <b>LONG RUSH</b>           | 57   | Cody Hagen vs Portland St. (08/30/2025)       |
| <b>PASS ATTEMPTS</b>       | 27   | Bear Bachmeier vs Stanford (09/06/2025)       |
| <b>PASS COMPLETIONS</b>    | 18   | Bear Bachmeier at East Carolina (09/20/2025)  |
| <b>YARDS PASSING</b>       | 246  | Bear Bachmeier at East Carolina (09/20/2025)  |
| <b>TD PASSES</b>           | 3    | Bear Bachmeier vs Portland St. (08/30/2025)   |
| <b>LONG PASS</b>           | 41   | Bear Bachmeier vs Stanford (09/06/2025)       |
| <b>RECEPTIONS</b>          | 5    | Chase Roberts at East Carolina (09/20/2025)   |
|                            | 5    | Parker Kingston at East Carolina (09/20/2025) |
|                            | 5    | Chase Roberts vs Stanford (09/06/2025)        |
| <b>YARDS RECEIVING</b>     | 97   | Chase Roberts at East Carolina (09/20/2025)   |
| <b>TD RECEPTIONS</b>       | 1    | Carsen Ryan at East Carolina (09/20/2025)     |
|                            | 1    | Chase Roberts vs Portland St. (08/30/2025)    |
|                            | 1    | Carsen Ryan vs Portland St. (08/30/2025)      |
|                            | 1    | Noah Moeaki vs Portland St. (08/30/2025)      |
| <b>LONG RECEPTION</b>      | 41   | Chase Roberts vs Stanford (09/06/2025)        |
| <b>PUNTS</b>               | 4    | Sam Vander Haar at East Carolina (09/20/2025) |
| <b>PUNTING AVG</b>         | 48.0 | Sam Vander Haar vs Portland St. (08/30/2025)  |
| <b>LONG PUNT</b>           | 49   | Sam Vander Haar at East Carolina (09/20/2025) |
| <b>PUNTS INSIDE 20</b>     | 3    | Sam Vander Haar vs Stanford (09/06/2025)      |
| <b>LONG PUNT RETURN</b>    | 44   | Tiger Bachmeier vs Stanford (09/06/2025)      |
| <b>LONG KICKOFF RETURN</b> | 44   | Cody Hagen vs Stanford (09/06/2025)           |
| <b>TACKLES</b>             | 8    | Raider Damuni at East Carolina (09/20/2025)   |
| <b>SACKS</b>               | 2    | Jack Kelly at East Carolina (09/20/2025)      |
| <b>TACKLES FOR LOSS</b>    | 2.5  | Jack Kelly vs Stanford (09/06/2025)           |



**2025-26 BYU Football  
Opponent Individual Match Highs  
All games**

**Opponent - Individual Game Highs**

|                            |      |  |
|----------------------------|------|--|
| <b>RUSHES</b>              | 12   | Katin Houser at East Carolina (09/20/2025)             |
|                            | 12   | Micah Ford vs Stanford (09/06/2025)                    |
|                            | 12   | Jacques Badolato-Birdsell vs Portland St. (08/30/2025) |
| <b>YARDS RUSHING</b>       | 43   | London Montgomery at East Carolina (09/20/2025)        |
| <b>TD RUSHES</b>           | 1    | Katin Houser at East Carolina (09/20/2025)             |
| <b>LONG RUSH</b>           | 33   | London Montgomery at East Carolina (09/20/2025)        |
| <b>PASS ATTEMPTS</b>       | 42   | Katin Houser at East Carolina (09/20/2025)             |
| <b>PASS COMPLETIONS</b>    | 25   | Katin Houser at East Carolina (09/20/2025)             |
| <b>YARDS PASSING</b>       | 285  | Katin Houser at East Carolina (09/20/2025)             |
| <b>TD PASSES</b>           | none |  |
| <b>LONG PASS</b>           | 38   | Katin Houser at East Carolina (09/20/2025)             |
| <b>RECEPTIONS</b>          | 9    | Yannick Smith at East Carolina (09/20/2025)            |
| <b>YARDS RECEIVING</b>     | 146  | Yannick Smith at East Carolina (09/20/2025)            |
| <b>TD RECEPTIONS</b>       | none |  |
| <b>LONG RECEPTION</b>      | 38   | Yannick Smith at East Carolina (09/20/2025)            |
| <b>FIELD GOALS</b>         | 2    | Nick Mazzie at East Carolina (09/20/2025)              |
| <b>LONG FIELD GOALS</b>    | 36   | Nick Mazzie at East Carolina (09/20/2025)              |
| <b>PUNTS</b>               | 10   | Tony Johnson vs Portland St. (08/30/2025)              |
| <b>PUNTING AVG</b>         | 43.2 | Aidan Flintoft vs Stanford (09/06/2025)                |
| <b>LONG PUNT</b>           | 63   | Tony Johnson vs Portland St. (08/30/2025)              |
| <b>PUNTS INSIDE 20</b>     | 3    | Tony Johnson vs Portland St. (08/30/2025)              |
| <b>LONG PUNT RETURN</b>    | none |  |
| <b>LONG KICKOFF RETURN</b> | 53   | London Montgomery at East Carolina (09/20/2025)        |
| <b>TACKLES</b>             | 15   | Isaiah Green vs Portland St. (08/30/2025)              |
| <b>SACKS</b>               | 1    | Clay Patterson vs Stanford (09/06/2025)                |
|                            | 1    | Hunter Barth vs Stanford (09/06/2025)                  |
|                            | 1    | Tevarua Tafiti vs Stanford (09/06/2025)                |
| <b>TACKLES FOR LOSS</b>    | 2    | Jonathan Jean at East Carolina (09/20/2025)            |
|                            | 2    | Hunter Barth vs Stanford (09/06/2025)                  |
|                            | 2    | Tevarua Tafiti vs Stanford (09/06/2025)                |
| <b>INTERCEPTIONS</b>       | none |  |



**2025-26 BYU Football  
Games Played  
All games**

| ## | Player               | GP-GS | PSU   | Stan  | ECU   |
|----|----------------------|-------|-------|-------|-------|
| 0  | Evan Johnson         | 3/3   | START | START | START |
| 0  | Tei Nacua            | 1/0   | ...   | ...   | XXX   |
| 1  | Therrian Alexander   | 3/2   | XXX   | START | START |
| 2  | Chase Roberts        | 3/3   | START | START | START |
| 2  | Jonathan Kabeya      | 0/0   | ...   | ...   | ...   |
| 3  | McCae Hillstead      | 2/0   | XXX   | ...   | XXX   |
| 3  | Raider Damuni        | 3/3   | START | START | START |
| 4  | Mory Bamba           | 3/1   | START | XXX   | XXX   |
| 4  | LJ Martin            | 3/3   | START | START | START |
| 5  | Cody Hagen           | 3/0   | XXX   | XXX   | XXX   |
| 5  | Nusi Taumoepeau      | 0/0   | ...   | ...   | ...   |
| 7  | Logan Lutui          | 3/3   | START | START | START |
| 10 | Treyson Bourguet     | 1/0   | XXX   | ...   | ...   |
| 10 | Orion Maile-Kaufusi  | 3/0   | XXX   | XXX   | XXX   |
| 11 | Parker Kingston      | 3/2   | START | XXX   | START |
| 11 | Faletau Satuala      | 3/0   | XXX   | XXX   | XXX   |
| 12 | Preston Rex          | 1/0   | ...   | ...   | XXX   |
| 13 | Tausili Akana        | 2/0   | XXX   | ...   | XXX   |
| 13 | Jojo Phillips        | 3/2   | START | START | XXX   |
| 15 | Tayvion Beasley      | 2/0   | XXX   | ...   | XXX   |
| 15 | Lamason Waller III   | 0/0   | ...   | ...   | ...   |
| 16 | Isaiah Glasker       | 3/3   | START | START | START |
| 16 | Emerson Geilman      | 0/0   | ...   | ...   | ...   |
| 17 | Jack Kelly           | 3/3   | START | START | START |
| 17 | Cole Hagen           | 0/0   | ...   | ...   | ...   |
| 18 | Ace Kaufusi          | 3/0   | XXX   | XXX   | XXX   |
| 18 | Reggie Frischknecht  | 0/0   | ...   | ...   | ...   |
| 19 | Tiger Bachmeier      | 3/0   | XXX   | XXX   | XXX   |
| 20 | Carsen Ryan          | 3/3   | START | START | START |
| 20 | Cannon DeVries       | 3/0   | XXX   | XXX   | XXX   |
| 21 | Miles Hall           | 3/0   | XXX   | XXX   | XXX   |
| 22 | Tommy Prassas        | 3/1   | XXX   | XXX   | START |
| 22 | Trey Roberts         | 1/0   | XXX   | ...   | ...   |
| 23 | Pierson Watson       | 0/0   | ...   | ...   | ...   |
| 24 | Ethan Wood           | 1/0   | XXX   | ...   | ...   |
| 24 | Payton VanSteenkiste | 2/0   | XXX   | ...   | XXX   |
| 25 | Talan Alfrey         | 3/0   | XXX   | XXX   | XXX   |
| 26 | Garrison Grimes      | 3/0   | XXX   | XXX   | XXX   |
| 26 | Jordyn Criss         | 1/0   | XXX   | ...   | ...   |
| 27 | Matthias Leach       | 1/0   | XXX   | ...   | ...   |
| 28 | Tanner Wall          | 3/3   | START | START | START |
| 28 | Jovesa Damuni        | 2/0   | XXX   | XXX   | ...   |
| 29 | Jayden Dunlap        | 2/0   | XXX   | ...   | XXX   |
| 29 | Rowan Reay           | 3/0   | XXX   | XXX   | XXX   |
| 30 | Max Alford           | 3/0   | XXX   | XXX   | XXX   |
| 30 | Sione Moa            | 2/1   | ...   | START | XXX   |
| 31 | Kevin Doe            | 3/0   | XXX   | XXX   | XXX   |
| 31 | Fuller Shurtz        | 0/0   | ...   | ...   | ...   |
| 32 | Marcus McKenzie      | 3/0   | XXX   | XXX   | XXX   |
| 33 | Choe Bryant-Strother | 1/0   | XXX   | ...   | ...   |
| 34 | Maika Kaufusi        | 1/0   | ...   | ...   | XXX   |
| 34 | Charles Miska        | 2/0   | XXX   | ...   | XXX   |
| 35 | Sam Vander Haar      | 3/0   | XXX   | XXX   | XXX   |
| 35 | Jarinn Kalama        | 1/0   | XXX   | ...   | ...   |
| 36 | Kason Krebs          | 0/0   | ...   | ...   | ...   |
| 37 | Joseph Douglas       | 0/0   | ...   | ...   | ...   |
| 38 | Logan Payne          | 0/0   | ...   | ...   | ...   |
| 39 | Crew Clark           | 1/0   | XXX   | ...   | ...   |
| 41 | Lucky Finau          | 1/0   | XXX   | ...   | ...   |
| 41 | Tyler Payne          | 0/0   | ...   | ...   | ...   |



**2025-26 BYU Football  
Games Played  
All games**

| ## | Player             | GP-GS | PSU   | Stan  | ECU   |
|----|--------------------|-------|-------|-------|-------|
| 43 | Ty Smith           | 0/0   | ...   | ...   | ...   |
| 43 | Naki Tuakoi        | 0/0   | ...   | ...   | ...   |
| 44 | Will Ferrin        | 3/0   | XXX   | XXX   | XXX   |
| 44 | Ephraim Asiata     | 3/0   | XXX   | XXX   | XXX   |
| 45 | Keayen Nead        | 2/1   | ...   | XXX   | START |
| 45 | Viliami Po'uha     | 3/3   | START | START | START |
| 46 | Kendal Wall        | 1/0   | XXX   | ...   | ...   |
| 47 | Berkley Alfrey     | 0/0   | ...   | ...   | ...   |
| 47 | Bear Bachmeier     | 3/3   | START | START | START |
| 48 | Bodie Schoonover   | 3/0   | XXX   | XXX   | XXX   |
| 50 | Maverick McManus   | 0/0   | ...   | ...   | ...   |
| 51 | Sonny Makasini     | 3/2   | START | START | XXX   |
| 52 | Vincent Tautua     | 0/0   | ...   | ...   | ...   |
| 54 | Siale Esera        | 3/3   | START | START | START |
| 55 | Austin Leausa      | 3/2   | START | START | XXX   |
| 55 | John Taumoepeau    | 3/2   | START | START | XXX   |
| 57 | Keanu Tanuvasa     | 3/3   | START | START | START |
| 59 | Siosefa Brown      | 0/0   | ...   | ...   | ...   |
| 59 | Siosua Latu-Finau  | 1/0   | XXX   | ...   | ...   |
| 61 | Weylin Lapuaho     | 1/1   | ...   | ...   | START |
| 63 | Bruce Mitchell     | 3/3   | START | START | START |
| 64 | Kyle Sfarcioc      | 3/1   | XXX   | XXX   | START |
| 65 | Brigham Alexander  | 0/0   | ...   | ...   | ...   |
| 66 | Sione Hingano      | 0/0   | ...   | ...   | ...   |
| 67 | Trevor Pay         | 2/0   | XXX   | ...   | XXX   |
| 68 | Andrew Williams    | 1/0   | XXX   | ...   | ...   |
| 71 | Isaiah Jatta       | 3/3   | START | START | START |
| 71 | Ikinasio Tupou     | 1/0   | ...   | ...   | XXX   |
| 72 | Kaufusi Pakofe     | 1/0   | XXX   | ...   | ...   |
| 72 | Joe Brown          | 1/0   | XXX   | ...   | ...   |
| 74 | Trevin Ostler      | 3/0   | XXX   | XXX   | XXX   |
| 75 | Andrew Gentry      | 3/3   | START | START | START |
| 76 | Jeff Lewis         | 0/0   | ...   | ...   | ...   |
| 77 | Jake Griffin       | 2/0   | XXX   | ...   | XXX   |
| 78 | Ethan Thomason     | 0/0   | ...   | ...   | ...   |
| 79 | Kaden Chidester    | 1/0   | XXX   | ...   | ...   |
| 80 | Jacob Nye          | 0/0   | ...   | ...   | ...   |
| 82 | Noah Moeaki        | 3/0   | XXX   | XXX   | XXX   |
| 83 | Will Zundell       | 3/0   | XXX   | XXX   | XXX   |
| 84 | Kila Keone         | 0/0   | ...   | ...   | ...   |
| 85 | Anthony Olsen      | 2/0   | XXX   | ...   | XXX   |
| 86 | Cole Clement       | 0/0   | ...   | ...   | ...   |
| 87 | Ethan Erickson     | 1/0   | ...   | ...   | XXX   |
| 88 | Tucker Kelleher    | 0/0   | ...   | ...   | ...   |
| 89 | Dominique McKenzie | 3/0   | XXX   | XXX   | XXX   |
| 90 | Hunter Clegg       | 3/0   | XXX   | XXX   | XXX   |
| 93 | Kelepi Latu-Finau  | 0/0   | ...   | ...   | ...   |
| 94 | Anisi Purcell      | 3/0   | XXX   | XXX   | XXX   |
| 95 | Alvin Puefua       | 0/0   | ...   | ...   | ...   |
| 95 | Luke Toomalatai    | 0/0   | ...   | ...   | ...   |
| 96 | Justin Kirkland    | 0/0   | ...   | ...   | ...   |
| 97 | Matthias Dunn      | 1/0   | XXX   | ...   | ...   |
| 97 | Kinilau Fonohema   | 2/0   | XXX   | XXX   | ...   |
| 98 | Sani Tuala         | 1/0   | XXX   | ...   | ...   |
| 99 | Ulavai Fetuli      | 0/0   | ...   | ...   | ...   |
|    |                    | 1/    | XXX   | ...   | ...   |
|    |                    | 1/    | XXX   | ...   | ...   |
|    |                    | 1/    | ...   | ...   | XXX   |