



# BYU FOOTBALL

GAME 4 | BYU at Colorado | Saturday, Sept.27 | 8:15 p.m. MT | Boulder, Colorado | Folsom Field | ESPN | BYU Radio | [www.BYUCougars.com](http://www.BYUCougars.com)



## BROADCAST INFO

TV, Kickoff time . . . . .ESPN, 8:15 p.m. MT  
Mark Jones, Roddy Jones, Quint Kessenich  
BYU Radio . . . . .BYUradio SiriusXM 143/BYURadio.org,  
BYU Radio App/KSL 1160 AM/102.7 FM,  
Greg Wrubell (PxP), Hans Olsen (analyst), , Mitchell Juergens (sideline)  
Radio start. . . . .6:00 p.m. MT  
TV Pregame show . . . . .BYUtv, 6:00 p.m. MT

## COLORADO

2-2 OVERALL 0-1 BIG 12 (2-1 HOME, 0-1 AWAY)

**Head Coach . . . . . Deion Sanders (3rd year)**  
Alma Mater . Florida State (1985-89), Talladega College (2020)  
Career Record . . . . .42-20  
Record at Colorado . . . . .15-14  
Sanders vs. BYU . . . . .0-1













## 25BYU COUGARS

3-0 OVERALL 0-0 BIG 12 (2-0 HOME, 1-0 AWAY)

**Head Coach . . . . . Kalani Sitake (10th year)**  
Alma Mater . . . . .BYU, 2000  
Career Record . . . . .75-43  
Record at BYU . . . . .same  
Sitake vs. Colorado . . . . .1-0



## 2025 SCHEDULE (local times)

DATE	DATE	OPPONENT	TIME/RESULT	TV
8/30	Portland State	W 69-0	ESPN+	
	BYU scored nine touchdowns, including five total from true freshman QB Bear Bachmeier (3 passing/2 rushing) in dominant victory. The Cougars rolled up 606 yards to remain undefeated against the FCS.			
9/6	Stanford	W 27-3	ESPN	
	The Cougars defense dominated the game, allowing just 161 total yards and 19 rushing yards to the Cardinal. The defense also forced four turnovers and BYU handled Stanford 27-3.			
9/20	at East Carolina	W 34-13	ESPN2	
	The defense and CB Evan Johnson got it started with a pick-six to end the first half and the offense put up another 20 in the second half to close out the Pirates 34-13 on the road in Greenville.			
9/27	at Colorado	8:15 p.m.	ESPN	
	A rematch of the 2024 Alamo Bowl between BYU and Colorado, the two schools meet for the Big 12 conference opener for the Cougars. BYU won the bowl game big, 36-14 in San Antonio, Texas.			
10/3	West Virginia	8:30 p.m.	ESPN	
	The Mountaineers will make their first trip to LaVell Edwards Stadium for a Friday night matchup under the lights. The two schools met in Morgantown in 2023 with West Virginia beating the Cougars.			
10/11	at Arizona	TBA	TBA	
	BYU heads to Tucson for the 16th time in program history and first since 2018. The Cougars won last year's game in Provo as part of the Fox Big Noon Kickoff with a 41-19 victory.			
10/18	Utah	TBA	TBA	
	Rivalry week comes early again in 2025 with the matchup with Utah in October. BYU edged the Utes last year with a 22-21 victory with a last minute field goal to remain unbeaten at 9-0.			
10/25	at Iowa State	TBA	TBA	
	The Cougars travel to Ames, Iowa for their third trip to visit the Cyclones and first since 1974. Iowa State rolled up BYU 45-13 in 2023 at LaVell Edwards Stadium in the Cougars first year in the Big 12.			
11/8	at Texas Tech	TBA	TBA	
	BYU last went to Lubbock in 1940 and return to face Texas Tech after the Cougars' second bye of the 2025 season. BYU beat the Red Raiders in 2023 by a score of 27-13 in Provo.			
11/15	TCU	TBA	TBA	
	The Horned Frogs come to Provo for the first time since 2009 when both schools were members of the Mountain West Conference. BYU fell to TCU 44-11 in 2023 in Fort Worth.			
11/22	at Cincinnati	TBA	TBA	
	BYU travels back to Cincinnati after facing them in 2016 on the road. The Bearcats were the Cougars first Big 12 victory in 2023, winning 35-27 at LaVell Edwards Stadium.			
11/29	UCF	TBA	TBA	
	UCF gets a Thanksgiving weekend matchup in Provo to end the regular season. The Cougars beat the Knights 37-24 in Orlando last year and have not been to LaVell Edwards Stadium since 2011.			



## STORYLINES

**THE SERIES.** BYU and Colorado are meeting for the 14th time in the series, with the Cougars trailing 4-8-1. The two schools met recently to conclude the 2024 season at the Valero Alamo Bowl. BYU won the bowl game less than nine months ago with a 36-14 victory to cap off the Cougars 11-2 season. The last time BYU visited Boulder was in 1981 and BYU won 41-20 over the Buffs. Jim McMahon threw for three touchdowns and Steve Young threw two more in relief. The two schools used to be in the same conference long ago, spending time together in the Rocky Mountain and Mountain States conferences from the 1920s to 1940s.

**YEAR 3 IN BIG 12.** BYU begins its third season in the Big 12 Conference after taking a big leap in year two to compete for the league title. After a 5-7 overall finish in 2023 and a 2-7 mark in the Big 12, the Cougars flipped the script in 2024 by going 11-2 and 7-2 in the Big 12, tied for first place in the conference with Arizona State, Iowa State and Colorado. Now BYU starts its third lap in the Big 12, making road trips in league for the first time to Colorado, Arizona, Iowa State, Texas Tech and Cincinnati. In the Big 12, the Cougars host West Virginia, Utah, TCU and UCF. BYU is playing its first league game of the year in 2025 at Colorado. The Cougars are 1-1 in their Big 12 openers the past two seasons since joining the league, beating No. 13 Kansas State last season and falling to Kansas in 2023.

**IN SEARCH OF 4-0 STARTS.** With a win over Colorado, BYU would move to 4-0 to start the season for fourth time under Kalani Sitake. It would also be back-to-back 4-0 starts for just the second time at BYU. The other back-to-back took place under Sitake in 2020 and 2021. In its history, BYU has had 11 4-0 starts, with three of them coming from Kalani Sitake coached teams.

### PERFECT NON-CONFERENCE SCHEDULE.

Now in its third year in the Big 12, BYU has yet to lose a non-conference game (9-0). This season BYU won all three games again after defeating Portland State, Stanford and East Carolina to stay unbeaten in the non-conference schedule before entering Big 12 play.

**COMPETING AS A RANKED TEAM.** BYU entered both polls for the first time in 2025 on Sunday, coming in at No. 25 in the AP Top 25 and 24 in the AFCA Coaches Poll. BYU is 29-9 under head coach Kalani Sitake when playing as a ranked AP team. The appearance in the AP poll is the 293rd overall by the Cougars in program history, which is tied for 34th among all teams. Overall, four Big 12 teams are currently ranked in the AP Top 25 with Texas Tech (12), Iowa State (14), TCU (24) and BYU (25). Utah, Arizona State and UCF are all receiving votes in the AP Top 25.

## COLORADO



## BYU

27.0	Scoring Offense	43.3
22.5	Scoring Defense	5.3
19.5	First Downs	22.0
141.3	Rushing Offense	265.7
214.8	Rushing Defense	44.3
233.8	Passing Offense	186.3
214.8	Passing Defense	161.0
375.0	Total Offense	452.0
409.3	Total Defense	205.4
25.9	Kickoff Return	30.0
12.3	Punt Return	12.5
45.8	Penalties (YPG)	63.7
39.5	Net Punting	45.5
27:56	Time of Possession	33:39
39.6	3rd Down %	47.4
75.0	4th Down %	50.0
6-29	Sacks-Yards	7-61
9-59	Sacks Allowed	4-20
88.9	Red Zone %	93.4
1890	First Year of Football	1922
735	Wins	629
8	10-Win Seasons	19
31	Bowl Games	41
26	Conference Titles	23
1	National Titles	1
315	Weeks in AP Poll	293
7	Weeks at No. 1	4
32	Consensus All-Americans	14
1	Heisman Winners	1
278	NFL Draft Picks	152
25	First Round Picks	12

## TABLE OF CONTENTS

Media Information	2
Opponent Info	6
About the Program	3
University, Church & Missions	4
Big 12/Polls	5
Opponent Info	6
Roster/Pronunciation	7
Depth Chart	8
Scoring Drives/Superlatives	9
By the Numbers	10-11
Offensive Player Notes	12-15
Defensive Player Notes	16-19
Kalani Sitake	20
Coaching Staff	21
The Last Time	22-23
Box Scores	24-26
Season Stats	27



## LIVE GAME NOTES

For live in-game notes, milestones and interesting facts, follow [@BYUGameNotes](https://twitter.com/BYUGameNotes) during the game on X.

**BYU FOOTBALL  
GAME DAY  
MEDIA CENTER**





ATHLETIC COMMUNICATIONS CONTACTS

Assistant AD—Strategic Football Communications Brett Pyne  
Cell. . . . . 801-367-1631  
Email . . . . . brett\_pyne@byu.edu  
Director of FB Media Relations (Interviews/Credentials) . . . . . Kenny Cox  
Cell. . . . . 801-420-7703  
Email . . . . . kenny\_cox@byu.edu  
Sr. Assistant AD—Broadcast Relations (Sideline) . . . . . Duff Tittle  
Cell. . . . . 801 372-4401  
Email . . . . . duff\_tittle@byu.edu  
Associate AD - Communications and Media Strategy  
(Athletic Director, Administration Requests) . . . . . Jon McBride  
Email . . . . . jonathanmcbride@byu.edu  
LaVell Edwards Stadium Press Box . . . . . 801-422-2609  
Website . . . . . www.byucougars.com  
Twitter . . . . . @BYUFootball, @BYUgamenotes  
Facebook . . . . . facebook.com/byufootball  
Address . . . . . SAB 331, Provo, UT 84602

2025 QUICK FACTS

Location . . . . . Provo, Utah 84602  
Elevation . . . . . 4,553 feet  
Enrollment. . . . . 34,737  
Founded . . . . . October 16, 1875  
Owned . . . . . The Church of Jesus Christ of Latter-day Saints  
Nickname . . . . . Cougars  
Mascot . . . . . Cosmo the Cougar  
Colors . . . . . Blue and White  
Stadium . . . . . LaVell Edwards Stadium (62,073)  
Surface . . . . . Natural Grass  
BYU President . . . . . Shane Reese (BYU, 1994)  
Athletics Director . . . . . Brian Santiago (Fresno State, 1995)  
Head Coach . . . . . Kalani Sitake (BYU, 2000)  
Seasons . . . . . 10th year  
Career Record. . . . . 75-43  
Record at BYU. . . . . Same  
Defensive Set . . . . . Multiple  
Offensive Set. . . . . Multiple  
2025 Record. . . . . 3-0  
2025 AP Ranking/high. . . . . RV/RV  
Lettermen Returning/Lost . . . . . 44/31  
Offensive Letterman R/L . . . . . 15/15  
Defensive Lettermen R/L . . . . . 27/12  
Specialist Lettermen R/L . . . . . 2/3  
Total Starters Ret./Lost. . . . . 14/10  
Offensive Starters Ret./Lost . . . . . 6/5  
Defensive Starters Ret./Lost . . . . . 6/5  
Kicker/Punter Starters Ret./Lost . . . . . 2/0  
National Championships. . . . . 1 (1984)  
Conference Championships . . . . . 23 (last 2007)\*  
Bowl Appearances . . . . . 41  
Bowl Record . . . . . 18-22-1  
Last Bowl Appearance . . . . . 2024 Alamo Bowl  
Last Bowl Victory . . . . . 2024 Alamo Bowl W, 36-14 vs. No. 23 Colorado  
First Year of Football . . . . . 1922  
Total games played . . . . . 1,101  
All-time Record . . . . . 629-445-26 (.583)  
Total home games . . . . . 501  
All-time Home Record . . . . . 345-150-6 (.695)  
Total games at Edwards Stadium . . . . . 352  
Stadium Record. . . . . 267-86 (.759)  
Total road games . . . . . 539  
All-time Road Record. . . . . 253-267-19 (.487)  
Total neutral games . . . . . 61  
All-time Neutral Record . . . . . 32-28-1 (.533)  
Total games in the Big 12 . . . . . 18  
All-time Big 12 Record. . . . . 9-9



**BRETT PYNE**  
Associate AD—Strategic Football Communications  
(Coach Sitake, Visiting Team)  
Office: (801) 422-4912  
Cell: (801) 367-1631  
Email: brett\_pyne@byu.edu  
@brettpyne



**KENNY COX**  
Assistant AD—Media Relations & Communications  
(Interview Requests, Credentials)  
Office: (801) 422-5202  
Cell: (801) 420-7703  
Email: kenny\_cox@byu.edu  
@kennycocx



**DUFF TITTLE**  
Sr. Assistant AD—Broadcast Relations  
(Sideline)  
Office: (801) 422-4910  
Cell: (801) 372-4401  
Email: duff\_tittle@byu.edu  
@duffittle

MEDIA AVAILABILITY — SUBJECT TO CHANGE

<b>MON 9/22</b> 12:00 p.m. MT Head coach Kalani Sitake availability via Zoom  12 p.m. MT Coordinators' Corner Show BYUtv.org, BYUtv App, BYUradio App, ESPN+	<b>TUE 9/23</b> 5:10 p.m. MT Defense/ Coaches and Players available after practice  6:30 p.m. MT BYU Football with Kalani Sitake BYUtv App, BYUtv.org, ESPN+	<b>WED 9/24</b> 5:00 p.m. MT Offense Coaches and Players available after practice	<b>THU 9/25</b> No media availability	<b>FRI 9/26</b> No media availability	<b>SAT 9/27</b> BYU at Colorado Folsom Field 8:15 p.m. MT ESPN Head coach Kalani Sitake and select players available at postgame press conference
---	--	---	--	--	--

View the 2025 BYU FOOTBALL ALMANAC



WEEKLY GAME NOTES

Thank you for your coverage of BYU football for the 2025 season. These game notes have been designed to provide local, regional and national media with useful information about the BYU football program, specific to this week's game. Additional information on BYU's history and tradition, along with much more in-depth team information can be found at BYUCougars.com. Should you need additional information such as photographs, video or other inquiries, please contact a member of the BYU Athletic Communications staff.

SOCIAL MEDIA

BYU Athletics X: @BYUCougars  
BYU Football X: @BYUFootball  
BYU Game Notes X: @BYUgamenotes (Follow this account for the most up-to-date notes and milestones during games)  
BYU Athletic Communications: @BYUCougarsPR (Follow this account for news and press releases)  
Instagram: BYUCougars, BYUfootball  
Facebook: BYU Football  
Head coach Kalani Sitake X: @kalanifisitake  
Use the hashtags: #BYUFootball #GoCoug

BYUCOUGARS.COM

Please visit byucougars.com for press releases, updated player and coach bios, statistics, game notes, press conference transcripts and schedules. In addition, the site features numerous video highlights, interviews and features posted daily. On game day, use BYUCougars.com/pressbox

COLLEGE PRESS BOX

Collegepressbox.com is the official media website for BYU football and all FBS schools. Users may access and download weekly game notes, quotes, statistics, media guides, headshots, logos and more for BYU and other FBS schools. Login information will be distributed to accredited media or you can apply for a password by sending an email to password@collegepressbox.com.

LIVE RADIO AND STREAMING

Listen to Greg Wrubell, Hans Olsen and Mitchell Juergens as they present radio play-by-play on BYU Radio. Broadcasts can be heard via BYU Radio SiriusXM 143/KSL Newsradio 1160 AM/102.7 FM and network affiliates in Utah and Idaho. Live audio is also streamed at BYURadio.org and on the BYU Radio App.

BYUtv PREGAME AND POSTGAME SHOWS

Watch the football pregame show Countdown to Kickoff two hours before every kickoff and after the game tune into BYU Football Postgame on BYUtv and byutv.org.

MEDIA AVAILABILITY

If you have a specific interview request for the week's availability sessions for defense and offense send to Kenny Cox (kenny\_cox@byu.edu) no later than 24 hours before each media availability session. The requests help determine the interviews for the week in the general zoom or smaller group or individual Zoom depending on the requests and the player/coach availability. Interview requests for director of athletics Tom Holmoe or any other member of the athletic administration should be directed to associate director of athletics for communications Jon McBride at jonathanmcbride@byu.edu.

POSTGAME MEDIA AVAILABILITY

After home games, postgame press conference will be conducted in person at LaVell Edwards Stadium. At the discretion of the visiting team, opponent interviews will be conducted in person in the visiting media room. Coach Sitake and select players will be available following the NCAA mandatory cooling off period. A direct video feed will also be sent to the press box from the BYU postgame press conference. A basic transcript of Sitake's comments from the postgame press conference will be provided with additional player quotes upon availability. For road games, BYU will conduct interviews in-person as directed by site host.

POLICY REMINDERS

Other than during the recognized interview times indicated, interviews and information inquiries must be initiated and arranged through the Athletic Communications office prior to being conducted. Media members should not contact directly BYU players, coaches, support staff or other athletic department personnel for any reason. Some players may not be available depending on circumstances such as classes, exams or other obligations. We support and maintain the philosophy that reports submitted via blog, Twitter or any other form of social media or mass communication should maintain the same standards of professional conduct, judgment and ethics as would any reports broadcast or published by your organization under the scrutiny of standard professional editorial guidelines and principles. We request your cooperation in our efforts to maintain a professional environment.





BYU FOOTBALL TRADITION

- Entering 2025, the Cougars rank **for No. 9 in total wins over the past 50 seasons, winning 435 games.** Only Ohio State, Alabama, Oklahoma, Georgia, Florida State, Michigan, Penn State and Nebraska have won more games.
- **BYU is No. 9 nationally in winning percentage over the last 5 seasons at 45-18 (.714).** Only Georgia, Ohio State, Alabama, Michigan, Notre Dame, Oregon, Clemson and Liberty top the Cougars' .714 mark since 2020.
- **BYU ranks No. 24 in bowl invitations with 41 games.**
- The Cougars have also spent 292 weeks in the Associated Press Top 25, **No. 34 overall in college football.**
- BYU boasts **23 total conference championships** in its history, which **ranks tied No. 17 in college football.**
- Players at BYU have **won the Heisman Trophy (1),** Maxwell Award (1), Doak Walker Award (1), Outland Trophy (2), Sammy Baugh (7) and Davey O'Brien Awards (4). Only Ohio State, Penn State and Alabama have also won each of those awards.
- BYU has had **14 consensus All-Americans** and touts **seven College Football Hall of Fame members**, including legendary head coach LaVell Edwards.
- **BYU won the 1984 National Championship**, one of just 42 schools to claim a title.
- The Cougars have **17 players currently on NFL rosters.** Those 17 include **Fred Warner (49ers)**, who just signed a three-year 63-million dollar extension, making him the league's highest paid linebacker again. **Wide receiver Puka Nacua (Rams)**, followed up his record-setting rookie year with 990 receiving yards in just 11 games due to injury. He has caught 184 balls for 2,476 yards his first two years in the NFL.
- **Kansas City head coach Andy Reid is also a BYU football alum** (78-80), playing offensive line for the Cougars and getting his coaching start under LaVell Edwards. Reid is coming off of three consecutive Super Bowl appearances, winning back-to-back Super Bowl rings before coming up short of a third last season. Reid is the NFL's active leader with 273 career regular-season wins, 28 postseason wins and is **No. 4 in all-time wins in the NFL.**

FORMER PLAYERS ON STAFF

There are 15 former BYU football players on the football and athletic administration staff. Members of the staff were part of Cougar teams that won the 1980 "Miracle Bowl," the 1984 National Championship, 1996 Cotton Bowl along with many other accolades.

Kalani Sitake	RB/FB	1994, 97-00	Head Football Coach
Chad Lewis	TE	1993-96	Associate AD/Development
Lee Johnson	P	1980-84	Assistant Development Director
Robbie Bosco	QB	1981-85	Varsity Club/Development
Aaron Roderick	WR	1996-98	Pass Game Coordinator/Quarterbacks
Kevin Gilbride	QB	1998	Tight Ends
Jernaro Gilford	DB	1999-03	Cornerbacks
Justin Ena	LB	1997-01	Linebackers
Kelly Poppinga	LB	2006-07	Special Teams Coordinator/DE
Harvey Unga	RB	2006-09	Running backs
Jack Damuni	DB	1993-94	Director of Football Relations
Vince Feula	DL	2004-05	Director of Recruiting
Gavin Fowler	DB	2011, 14-18	Assistant Safeties Coach
Coleby Clawson	LB	2008-09	Director of FB Athletic Performance
Terrance Motley	OL	2011	Director of FB Rehabilitation

LEADERSHIP COUNCIL

BYU named its captains and co-captains to make up the team's leadership council prior to the season opener.

CAPTAINS

- RB LJ Martin,  
WR Chase Roberts  
LB Jack Kelly  
DT Keanu Tanuvasa  
S Tanner Wall

CO-CAPTAINS


- QB Bear Bachmeier, OL Andrew Gentry, OL Weylin Lapuaho, OL Bruce Mitchell, TE Carsen Ryan, S Talan Alfrey, CB Mory Bamba, S Raider Damuni, LB Isaiah Glasker, DE Logan Lutui, DT John Taumoepeau and K Will Ferrin.

REMEMBERING LAVELL EDWARDS

Legendary BYU head football coach LaVell Edwards passed away Dec. 29, 2016 at the age of 86 surrounded by his wife Patti and their family.

Edwards, a coaching icon in college football, led the Cougars for **29 seasons from 1972 to 2000. He amassed 257 victories**, which ranks eighth in NCAA Division I history. In addition, Edwards led BYU to the **1984 National Championship** and was inducted into the **College Football Hall of Fame** in 2004. Before Edwards, BYU had won just 173 games in over 49 seasons and had never been to a bowl game. Since Edwards, the Cougars have won **457 games and attended 41 bowl games.**


Known for his stoic sideline demeanor and quick-witted humor, Edwards was once labeled by USA Today as a "national coaching treasure." Beloved not only in coaching circles and all of Cougar Nation, but especially by the many hundreds of players under his tutelage, including current head coach Kalani Sitake who was a fullback and team captain for the Cougars.



LAVELL EDWARDS STADIUM

LaVell Edwards Stadium with its 62,073-seat capacity is home to BYU football. Originally Cougar Stadium, it was built in 1964 and seated 30,000. It was expanded in 1982 to seat 65,000 permanent seats before official capacity became 63,470 after various refurbishments. In 2024, new seating renovations and other upgrades changed capacity to 62,073. It was renamed LaVell Edwards Stadium in 2000 at Coach Edwards' final home game of his career.  
**Stadium record: 267-86 (.759) 2025: 2-0**





**SHANE REESE**  
University President

C. Shane Reese began his tenure as the 14th president of Brigham Young University on May 1, 2023. Prior to his appointment, he served as BYU Academic Vice President from 2019 to 2023, and dean of the BYU College of Physical and Mathematical Sciences from 2017 to 2019. Reese also serves as a member of the Department of Statistics faculty and an elected fellow of the American Statistical Association.

# BYU 150

October 2025 marks the 150th anniversary of the founding of Brigham Young University. As a campus community, we are excited to both honor our past and envision our future, to remember the many people who have built this school into what it is, and to celebrate and share the divine gifts of light that BYU cultivates in all of us. For all things BYU 150, visit [150.byu.edu](https://150.byu.edu).



## BYU'S HISTORY

The establishment of the Brigham Young Academy in 1875 offered an academically stimulating and gospel-oriented education to 29 students. The one-acre school grounds presided over by Karl G. Maeser have since developed into nearly 600 acres and more than 300 buildings. From its inception, the goal of Brigham Young University has been to offer "a new kind of education" for Zion, one based on precepts "revealed by the Lord," as Maeser once remarked. Today, BYU provides an outstanding education in an atmosphere consistent with the standards and principles of its sponsor, The Church of Jesus Christ of Latter-day Saints. The University is widely recognized for its deep commitments to inspired religious values and rigorous intellectual learning.



## BYU MISSION STATEMENT

The mission of Brigham Young University — founded, supported, and guided by The Church of Jesus Christ of Latter-day Saints — is to assist individuals in their quest for perfection and eternal life. That assistance should provide a period of intensive learning in a stimulating setting where a commitment to excellence is expected and the full realization of human potential is pursued.

All instruction, programs, and services at BYU, including a wide variety of extracurricular experiences, should make their own contribution toward the balanced development of the total person. Such a broadly prepared individual will not only be capable of meeting personal challenge and change but will also bring strength to others in the tasks of home and family life, social relationships, civic duty, and service to mankind.

## AIMS OF A BYU EDUCATION

BYU seeks to develop students of faith, intellect, and character who have the skills and the desire to continue learning and to serve others throughout their lives. These are the common aims of all education at BYU. Both those who teach in the classroom and those who direct activities outside the classroom are responsible for contributing to this complete educational vision. A BYU education should be:

- Spiritually Strengthening
- Intellectually Enlarging
- Character Building
- Leading to Lifelong Learning and Service

## MISSIONARY SERVICE

Brigham Young University is owned and operated by The Church of Jesus Christ of Latter-day Saints and the missionary program is one of its most recognized characteristics. Latter-day Saint missionaries can be seen on the streets of hundreds of major cities in the world as well as in thousands of smaller communities.

The missionary effort is based on the New Testament pattern of missionaries serving in pairs, teaching the gospel and baptizing believers in the name of Jesus Christ (see, for example, the work of Peter and John in the book of Acts).

**56 members of the current team have served a Latter-Day Saint mission.** Members of the team have served in **22 different countries**, speak as **more than 10 languages** and have served on **six of the seven continents around the globe**. BYU currently has several members of the team (previous signees or on roster) that are currently serving in the mission field.

More than **74,000 full-time missionaries** are serving missions for The Church of Jesus Christ of Latter-day Saints. Most missionaries are young people under the age of 25, serving in **407 missions throughout the world**.

## 2025 MISSIONARIES ON TEAM

Brigham Alexander	Buenos Aires, Argentina - Spanish
Berkley Alfrey	Buenos Aires, Argentina - Spanish
Talan Alfrey	Uruguay - Spanish
Siosefa Brown	New York, New York
Crew Clark	Mesa, Arizona
Hunter Clegg	Armenia/Georgia - Armenian
Cole Clement	Praia, Cape Verde - Portuguese
Jovesa Damuni	Santiago, Chile - Spanish
Raider Damuni	Oakland, California - Tongan
Cannon DeVries	Houston, Texas
Joseph Douglas	Osorno, Chile - Spanish
Matthias Dunn	Cordoba, Argentina - Spanish
Ethan Erickson	Tokyo, Japan - Japanese
Will Ferrin	Vancouver, Canada
Lucky Finau	Birmingham, Alabama
Andrew Gentry	Orem, Utah - Spanish
Isaiah Glasker	Montevideo, Uruguay - Spanish
Jake Griffin	Durban, South Africa
Cole Hagen	Washington, DC - Spanish
Cody Hagen	San Bernardino, California - Mandarin
Sione Hingano	Roseville, California
Jarinn Kalama	Mexico - Spanish
Ace Kaufusi	San Jose, California
Justin Kirkland	Honolulu, Hawaii
Kason Krebs	Boston, Massachusetts - Portuguese
Jeff Lewis	Cauayan, Philippines - Tagalog
Austin Leausa	Cauayan, Philippines - Tagalog
Logan Lutui	Auckland, New Zealand - Tongan
Orion Maile-Kaufusi	Oakland, California
Sonny Makasini	Nuku'alofa, Tonga - Tongan
Marcus McKenzie	Little Rock, Arkansas
Dominique McKenzie	Atlanta, Georgia
Maverick McManus	Washington, DC
Charles Miska	San Francisco, California - Spanish
Bruce Mitchell	Seattle, Washington
Sione Moa	Kingston, Jamaica - Patwa
Noah Moeaki	Belem, Brazil - Portuguese
Enoch Nawahine	Lusaka, Zambia - Chichewa
Keayen Nead	Santiago, Chile - Spanish
Trevor Pay	Birmingham, Alabama
Logan Payne	Cali, Columbia - Spanish
Viliani Po'uha	Birmingham, Alabama
Rowan Reay	Rome, Italy - Italian
Preston Rex	Osorno, Chile - Spanish
Chase Roberts	Calgary, Canada - Tagalog
Trey Roberts	Raleigh, NC/Cochabamba, Bolivia - Spanish
Bodie Schoonover	Cape Town, South Africa
Fuller Shurtz	Veracruz, Mexico - Spanish
Keanu Tanuvasa	Provo, Utah
Ethan Thomason	Independence, Missouri
Payton Vansteenkiste	St. Louis, Missouri
Tanner Wall	Maceio, Brazil - Portuguese
Pierson Watson	Buenos Aires, Argentina - Spanish
Ethan Wood	Merida, Mexico - Spanish
Will Zundel	Luanda, Angola - Portuguese

## COACHES WHO SERVED MISSIONS

Kalani Sitake	Oakland, California
Jay Hill	Puerto Rico - Spanish
Aaron Roderick	Bogota, Colombia - Spanish
Fesi Sitake	Riverside, California
Kelly Poppinga	Ecuador - Spanish
Sione Po'uha	Pittsburgh, Pennsylvania



Linebacker Ace Kaufusi served in San Jose, California





BIG 12 STANDINGS

TEAM	BIG 12	PCT.	HOME	AWAY	NEUTRAL	STREAK	OVERALL	PCT.	HOME	AWAY	NEUTRAL	STREAK
Iowa State	1-0	1.000	0-0	0-0	1-0	W1	4-0	1.000	2-0	1-0	1-0	W4
Texas Tech	1-0	1.000	0-0	1-0	0-0	W1	4-0	1.000	3-0	1-0	0-0	W4
Houston	1-0	1.000	1-0	0-0	0-0	W1	3-0	1.000	2-0	1-0	0-0	W3
Arizona State	1-0	1.000	0-0	1-0	0-0	W1	3-1	.750	2-0	1-1	0-0	W2
Kansas	1-0	1.000	1-0	0-0	0-0	W1	3-1	.750	3-0	0-1	0-0	W1
Arizona	0-0	.000	0-0	0-0	0-0		3-0	1.000	3-0	0-0	0-0	W3
BYU	0-0	.000	0-0	0-0	0-0		3-0	1.000	2-0	1-0	0-0	W3
UCF	0-0	.000	0-0	0-0	0-0		3-0	1.000	3-0	0-0	0-0	W3
TCU	0-0	.000	0-0	0-0	0-0		3-0	1.000	2-0	1-0	0-0	W3
Cincinnati	0-0	.000	0-0	0-0	0-0		2-1	.667	2-0	0-0	0-1	W2
Oklahoma State	0-0	.000	0-0	0-0	0-0		1-2	.333	1-1	0-1	0-0	L2
Utah	0-1	.000	0-1	0-0	0-0	L1	3-1	.750	1-1	2-0	0-0	L1
Baylor	0-1	.000	0-1	0-0	0-0	L1	2-2	.500	1-2	1-0	0-0	L1
Colorado	0-1	.000	0-0	0-1	0-0	L1	2-2	.500	2-1	0-1	0-0	W1
West Virginia	0-1	.000	0-0	0-1	0-0	L1	2-2	.500	2-0	0-2	0-0	L1
Kansas State	0-1	.000	0-0	0-0	0-1	L1	1-3	.250	1-1	0-1	0-1	L2

BIG 12 BIOGRAPHY

The Big 12 enters its 30th year as one of the nation’s premier conferences in college athletics under the leadership of Commissioner Brett Yor-mark. Since joining the Conference in August 2022, Yormark has elevated the Big 12 to new heights, emphasizing marketing, brand building and instilling an innovative strategy that has resonated across the college athletics landscape.

The Conference is composed of 16 universities spanning 10 states and four time zones. The Big 12 members include Arizona, Arizona State, Baylor, BYU, UCF, Cincinnati, Colorado, Houston, Iowa State, Kansas, Kansas State, Oklahoma State, TCU, Texas Tech, Utah and West Virginia.

The Big 12 began play in 1996 and is the home of 91 team NCAA national championships, and 775 individual national champions. The Big 12 Conference office is located in Irving, Texas.

2025 COLLEGE FOOTBALL RANKINGS (AP, COACHES)

AP Top 25

RK	TEAM	REC	PTS	TREND
1	Ohio State (52)	3-0	1629	-
2	Miami (7)	4-0	1479	↑ 2
3	Penn State (5)	3-0	1460	↓ 1
4	LSU	4-0	1433	↓ 1
5	Georgia	3-0	1420	-
6	Oregon (1)	4-0	1404	-
7	Oklahoma (1)	4-0	1194	↑ 4
8	Florida State	3-0	1183	↓ 1
9	Texas A&M	3-0	1072	↑ 1
10	Texas	3-1	1057	↓ 2
11	Indiana	4-0	990	↑ 8
12	Texas Tech	4-0	890	↑ 5
13	Ole Miss	4-0	843	-
14	Iowa State	4-0	779	↓ 2
15	Tennessee	3-1	635	-
16	Georgia Tech	4-0	598	↑ 2
17	Alabama	2-1	595	↓ 3
18	Vanderbilt	4-0	546	↑ 2
19	Michigan	3-1	458	↑ 2
20	Missouri	4-0	452	↑ 3
21	USC	4-0	264	↑ 4
22	Notre Dame	1-2	219	↑ 2
23	Illinois	3-1	145	↓ 14
24	TCU	3-0	138	NR
25	BYU	3-0	131	NR

Complete Rankings

Others receiving votes: Auburn 122, Mississippi State 102, South Florida 77, Utah 45, Arizona State 30, Memphis 23, Louisville 23, Maryland 6, UNLV 3, UCF 3, North Texas 2  
Dropped from rankings: Utah 16, Auburn 22

AFCA Coaches Poll

RK	TEAM	REC	PTS	TREND
1	Ohio State (61)	3-0	1667	-
2	Penn State (3)	3-0	1552	-
3	Georgia (1)	3-0	1497	-
4	LSU	4-0	1458	-
5	Oregon (1)	4-0	1442	-
6	Miami (1)	4-0	1399	-
7	Texas	3-1	1209	-
8	Florida State	3-0	1100	↑ 1
9	Texas A&M	3-0	1043	↑ 1
10	Oklahoma	4-0	1024	↑ 2
11	Ole Miss	4-0	996	-
12	Indiana	4-0	915	↑ 5
13	Iowa State	4-0	870	-
14	Texas Tech	4-0	807	↑ 2
15	Tennessee	3-1	715	-
16	Alabama	2-1	649	↓ 2
17	Georgia Tech	4-0	558	↑ 2
18	Michigan	3-1	469	↑ 2
19	Missouri	4-0	433	↑ 3
20	Vanderbilt	4-0	417	↑ 3
21	Notre Dame	1-2	261	-
22	USC	4-0	249	NR
23	Illinois	3-1	214	↓ 15
24	BYU	3-0	185	NR
25	TCU	3-0	112	NR

Complete Rankings

Others receiving votes: Arizona State 104, Utah 99, Louisville 67, Mississippi State 57, Memphis 55, Auburn 48, South Florida 32, Washington 19, Navy 17, Maryland 10, Kansas 6, Houston 4, Syracuse 4, Tulane 3, UNLV 3, Nebraska 3, North Texas 2, Iowa 1  
Dropped from rankings: Utah 18, South Carolina 24, Auburn 25



# COLORADO BUFFALOES

Saturday, Sept. 27 • ESPN  
Folsom Field (50,183) • Boulder, Colorado

**GENERAL INFO**  
Established: 1876  
Location: Boulder, Colorado  
Enrollment: 38,428  
President: Todd Sailman  
Athletic Director: Rick George  
Stadium/Capacity: Folsom Field (50,183)  
School Colors: Black, Silver and Gold  
Nickname: Buffaloes  
Conference: Big 12  
Head Coach: Deion Sanders  
(entering 3rd year)  
Record at Colorado: 15-14  
Overall Record: 42-20  
(entering 6th year)  
2024 Record: 9-4  
Conference Record/Finish: 7-2, tied for 1st in Big 12  
All-time record: 730-547-36  
BYU record in series: 4-8-1  
Last time: BYU won 36-14 in 2024 (Alamo Bowl)

**Assistant Coaches**

Robert Livingston	Defensive Coordinator/Safeties
Pat Shurmur	Offensive Coordinator/Quarterbacks
Brett Bartolone	Offensive PGC/Tight Ends
George Helow	Defensive RGC/Defensive Ends
Kevin Mathis	Defensive PGC/Cornerbacks
Gunnar White	Offensive Run Game Coordinator/Offensive Line
Marshall Faulk	Assistant Coach/Running Backs
Andre Gurode	Assistant Coach/Offensive Line
Andre' Hart	Assistant Coach/Linebackers
George Hegamin	Assistant Coach/Offensive Line
Domata Peko	Assistant Coach/Defensive Line
Jason Phillips	Assistant Coach/Wide Receivers
Michael Pollock	Assistant Coach/Special Teams Coordinator
Warren Sapp	Defensive Pass Rush Coordinator

**BYU-CU Series**  
• 14th overall meeting, BYU trails in the series 4-8-1  
**Last time**  
2024, BYU won 36-14 in the Alamo Bowl

**Did you know?**  
BYU played Colorado to end the 2024 football season as a bowl matchup in the Valero Alamo Bowl. Both teams were ranked coming in and the Cougars dominated the Buffs 36-14 in San Antonio.

COLORADO 2025 SCHEDULE

Date	Opponent	Result/Location
8/29	Georgia Tech	L 27-20
9/6	Delaware	W 31-7
9/12	at Houston	L 36-20
9/20	Wyoming	W 37-20
9/27	BYU	Boulder, CO
10/4	at TCU	Fort Worth, TX
10/11	Iowa State	Boulder, CO
10/25	at Utah	Salt Lake City, UT
11/1	Arizona	Boulder, CO
11/8	at West Virginia	Morgantown, WV
11/22	Arizona State	Boulder, CO
11/29	at Kansas State	Manhattan, KS

Statistic	National Rank	Conference Rank	Value	National Leader	Value	Conference Leader	Value
3rd Down Conversion Pct (134 ranked)	72	9	0.396	Washington	0.750	TCU	0.625
3rd Down Conversion Pct Defense (134 ranked)	78	13	0.385	Oklahoma	0.179	BYU	0.220
4th Down Conversion Pct (133 ranked)	23	6	0.750	11 teams tied	1.000	UCF Cincinnati Iowa St.	1.000 1.000 1.000
4th Down Conversion Pct Defense (130 ranked)	90	10	0.625	5 teams tied	0.000	Houston	0.143
Blocked Kicks (17 ranked)	17	3	1	Wyoming	4	Texas Tech	3
Blocked Kicks Allowed (134 ranked)	100	14	1	99 teams tied	0	13 teams tied	0
Blocked Punts (11 ranked)	11	2	1	Rutgers Texas Tech	3 3	Texas Tech	3
Blocked Punts Allowed (134 ranked)	1	1	0	117 teams tied	0	15 teams tied	0
Completion Percentage (134 ranked)	85	12	0.618	Nebraska	0.776	Texas Tech	0.712
Defensive TDs (17 ranked)				Louisiana Tech	3	TCU	2
Fewest Penalties (134 ranked)	43	8	20	New Mexico	7	Iowa St.	12
Fewest Penalties Per Game (134 ranked)	32	4	5.00	Iowa	2.25	Iowa St.	3.00
Fewest Penalty Yards (134 ranked)	54	9	183	New Mexico	47	Iowa St.	108
Fewest Penalty Yards Per Game (134 ranked)	44	7	45.75	New Mexico	15.67	Iowa St.	27.00
First Downs Defense (134 ranked)	113	16	87	Minnesota	29	Houston	38
First Downs Offense (134 ranked)	66	8	78	Indiana	122	Texas Tech	110
Fumbles Lost (129 ranked)	31	5	1	30 teams tied	0	4 teams tied	0
Fumbles Recovered (70 ranked)	13	3	3	6 teams tied	5	Arizona St. Kansas St.	4 4
Kickoff Return Defense (134 ranked)	82	10	21.00	4 teams tied	0.00	Oklahoma St.	14.00
Kickoff Returns (132 ranked)	31	6	25.91	Massachusetts	57.00	UCF	36.75
Net Punting (134 ranked)	77	9	39.53	Michigan St.	48.92	Kansas	45.88
Passes Had Intercepted (134 ranked)	37	8	2	12 teams tied	0	UCF Houston BYU	0 0 0
Passes Intercepted (106 ranked)	80	12	2	Maryland UNLV	8 8	Utah Texas Tech	6 6
Passing Offense (134 ranked)	66	7	233.8	Boston College	393.7	Texas Tech	368.5
Passing Yards Allowed (134 ranked)	79	13	214.8	Nebraska	75.8	UCF	117.0
Passing Yards per Completion (134 ranked)	57	7	12.30	Air Force	19.47	Arizona	15.20
Punt Return Defense (134 ranked)	95	14	10.00	BYU	-11.00	BYU	-11.00
Punt Returns (134 ranked)	35	4	12.33	Iowa St.	39.33	Iowa St.	39.33
Red Zone Defense (110 ranked)	45	7	0.786	Ohio St.	0.000	UCF	0.500
Red Zone Offense (134 ranked)	59	8	0.889	19 teams tied	1.000	Cincinnati West Virginia	1.000 1.000
Rushing Defense (134 ranked)	121	15	194.5	Minnesota	41.3	BYU	44.3
Rushing Offense (134 ranked)	89	14	141.3	Navy	375.3	BYU	265.7
Sacks Allowed (134 ranked)	102	14	2.25	Cincinnati	0.00	Cincinnati	0.00
Scoring Defense (134 ranked)	66	13	22.5	BYU Ohio St.	5.3 5.3	BYU	5.3
Scoring Offense (134 ranked)	82	13	27.0	Florida St.	58.0	Texas Tech	52.0
Tackles for Loss Allowed (134 ranked)	120	16	7.00	Ohio St.	1.33	Kansas	2.75
Team Passing Efficiency (134 ranked)	67	11	141.17	Florida St.	222.50	Cincinnati	203.02
Team Passing Efficiency Defense (134 ranked)	72	11	127.16	Arizona	70.84	Arizona	70.84
Team Sacks (134 ranked)	95	14	1.50	5 teams tied	4.00	Arizona St. West Virginia	3.25 3.25
Team Tackles for Loss (134 ranked)	92	15	5.0	Indiana	10.8	Arizona	8.3
Time of Possession (134 ranked)	104	13	27:56	Missouri	37:11	BYU	33:39
Total Defense (134 ranked)	110	15	406.3	Minnesota	177.7	BYU	205.3
Total Offense (134 ranked)	82	14	375.0	Florida St.	628.7	Texas Tech	573.0
Turnover Margin (134 ranked)	43	9	0.50	5 teams tied	2.00	Arizona Houston	2.00 2.00
Turnovers Gained (127 ranked)	47	11	5	North Texas UNLV	10 10	Texas Tech	9
Turnovers Lost (134 ranked)	31	6	3	5 teams tied	0	Houston	0
Winning Percentage (130 ranked)	70	12	0.500	30 teams tied	1.000	7 teams tied	1.000

NUMERICAL ROSTER		#	NAME	POS.	HT.	WT.	YR.	HOMETOWN/LAST SCHOOL
0	Johnson, Evan	CB	13	Akane, Tausili	DE	6-3	235	R-So. Laie, HI / Texas
0	Nacua, Tei	WR	1	Alexander III, Therrian	CB	6-2	175	So. Ellenwood, GA / Southwest Dekalb HS
1	Alexander III, Therrian	CB	65	Alexander, Brigham	OL	6-5	320	Fr. San Tan Valley, AZ / Benjamin Franklin HS
2	Kabeya, Jonathan	CB	30	Alford, Max	LB	6-1	230	Fr. Park City, UT / Park City HS
2	Roberts, Chase	WR	47	Alfrey, Berkley	LB	6-0	230	Fr. Auburn, WA / Auburn Mountainview HS
3	Damuni, Raider	S	25	Alfrey, Talan	S	6-2	205	R-Sr. Auburn, WA / Auburn Mountainview HS
3	Hillstead, McCae	QB	44	Asiata, Ephraim	LB	6-3	210	So. West Valley, UT / Herriman HS
4	Bamba, Mory	CB	47	Bachmeier, Bear	QB	6-2	220	Fr. Murrieta, CA / Stanford
4	Martin, LJ	RB	19	Bachmeier, Tiger	WR	6-1	190	Jr. Murrieta, CA / Stanford
5	Hagen, Cody	WR	4	Bamba, Mory	CB	6-3	190	R-Sr. Menomonee Falls, WI / Tyler JC
5	Taumoepeau, Nusi	DE	15	Beasley, Tayvion	QB	5-10	180	Jr. Inglewood, CA / San Diego State
7	Lutui, Logan	DE	10	Bourguet, Treyson	QB	6-2	205	R-Jr. Tucson, AZ / Western Michigan
10	Bourguet, Treyson	QB	72	Brown, Joe	OL	6-4	305	R-Fr. Cedar Hills, UT / Lone Peak HS
11	Maile-Kaufusi, Orion	DE	59	Brown, Siosefa	DE	6-4	230	Fr. Salt Lake City, UT / Highland HS
11	Kingston, Parker	WR	33	Bryant-Strother, Choe	LB	6-3	240	R-Sr. Atlanta, GA / UCLA
11	Satuala, Faletau	WR	79	Chidester, Kaden	OL	6-8	325	R-So. Richfield, UT / Richfield HS
12	Rex, Preston	RB	39	Clark, Crew	S	6-1	195	Fr. Sugar City, ID / Sugar-Salem HS
13	Akane, Tausili	DE	90	Clegg, Hunter	DE	6-4	248	Fr. American Fork, UT / American Fork HS
13	Phillips, Jojo	WR	86	Clement, Cole	TE	6-4	240	Fr. Springville, UT / Springville HS
15	Beasley, Tayvion	CB	26	Criss, Jordyn	CB	6-2	165	Fr. Arlington, TX / Sequin HS
15	Waller III, Lamason	WR	28	Damuni, Jovesa	RB	6-0	190	R-Fr. Providence, UT / Ridgeline HS
16	Gelman, Emerson	LB	3	Damuni, Raider	S	6-1	205	Jr. Provo, UT / Timpiw HS
16	Glasker, Isaiah	QB	20	DeVries, Cannon	CB	6-0	185	Fr. North Ogden, UT / Weber HS
17	Hagen, Cole	QB	31	Doe, Kevin	CB	6-3	205	R-So. Salt Lake City, UT / East HS
17	Kelly, Jack	LB	37	Douglas, Joseph	S	6-2	205	Fr. Stansbury Park, UT / Tooele HS
18	Frischnecht, Reggie	WR	29	Dunlap, Jayden	CB	6-0	185	R-Sr. Carson, CA / Cerritos College
18	Kaufusi, Ace	LB	97	Dunn, Matthias	K	6-0	200	R-Jr. Heber City, UT / Wasatch HS
19	Bachmeier, Tiger	WR	87	Erickson, Ethan	TE	6-5	245	R-Sr. Laie, HI / Kahuku HS
20	DeVries, Cannon	CB	54	Esera, Siale	LB	6-3	245	R-So. Provo, UT / Timpiw HS
20	Ryan, Carsen	TE	44	Ferrin, Will	K	6-3	175	R-Sr. Kaysville, UT / Boise State
21	Hall, Miles	LB	99	Fetuli, Ulavai	DT	6-4	275	Fr. Laie, HI / La Habra HS
21	Nawahine, Enoch	RB	41	Finau, Lucky	RB	5-11	230	R-So. Sandy, UT / Alta HS
22	Prassas, Tommy	S	97	Fonohema, Kinilau	DE	6-5	240	R-Fr. Mapleton, UT / Springville HS
22	Roberts, Trey	WR	18	Frischnecht, Reggie	WR	6-4	200	So. Ephraim, UT / Weber State/Snow College
23	Watson, Pierson	LB	16	Gelman, Emerson	QB	6-3	200	Fr. Bountiful, UT / Bountiful HS
24	VanSteenkiste, Payton	S	75	Gentry, Andrew	OL	6-8	315	R-Jr. Littleton, CO / Michigan
24	Wood, Ethan	TE	16	Glasker, Isaiah	LB	6-5	240	R-Jr. South Jordan, UT/Bingham HS
25	Alfrey, Talan	TE	77	Griffin, Jake	OL	6-5	305	R-So. Mesa, AZ / Red Mountain HS
26	Criss, Jordyn	S	26	Grimes, Garrison	LS	6-2	220	R-Sr. American Fork, UT / Baylor
26	Grimes, Garrison	LS	5	Hagen, Cody	WR	6-1	185	So. Draper, UT / Corner Canyon HS
27	Leach, Matthias	S	17	Hagen, Cole	QB	6-1	185	R-So. Draper, UT / Corner Canyon HS
28	Damuni, Jovesa	RB	21	Hall, Miles	LB	6-1	230	R-So. St. George, UT / Skyline HS
28	Wall, Tanner	S	3	Hillstead, McCae	QB	5-10	195	R-So. Lehi, UT / Utah State
29	Dunlap, Jayden	CB	66	Hingano, Sione	OL	6-5	300	R-Fr. Chandler, AZ / Chandler HS
29	Reay, Rowan	WR	71	Jatta, Isalah	OL	6-6	315	R-Sr. San Diego, CA / Colorado
30	Alford, Max	LB	0	Johnson, Evan	CB	6-0	185	R-Jr. Monterey, CA / Stevenson HS
30	Moa, Sione	CB	2	Kabeya, Jonathan	CB	5-10	177	So. Richland Hills, TX / Nelson HS
31	Doe, Kevin	CB	35	Kalama, Jarinn	S	6-3	205	R-Fr. Hurricane, UT / Wasatch HS
31	Shurtz, Fuller	P	18	Kaufusi, Ace	LB	6-4	237	R-So. Kahuku, HI / Kahuku HS
32	McKenzie, Marcus	CB	34	Kaufusi, Maika	LB	6-3	235	R-So. Cottonwood Heights, UT / Alta HS
32	Bryant-Strother, Choe	LB	88	Kelleher, Tucker	TE	6-6	225	Fr. Alpharetta, GA / Alpharetta HS
34	Kaufusi, Maika	RB	17	Kelly, Jack	LB	6-2	242	R-Sr. Kearns, UT / Weber State
34	Miska, Charlie	RB	84	Keone, Kila	WR	6-3	175	Fr. Honolulu, HI / Moanalua HS
35	Kalama, Jarinn	S	11	Kingston, Parker	WR	5-11	185	R-Jr. Layton, UT / Roy HS
35	Vander Haar, Sam	P	96	Kirkland, Justin	DT	6-3	340	Sr. West Haven, UT / Oklahoma State
36	Krebs, Kason	RB	3	Krebs, Kason	RB	6-0	220	R-So. Peoria, AZ / Mission Viejo HS
37	Douglas, Joseph	CB	61	Lapua, Weylin	OL	6-4	310	Sr. South Jordan, UT / Utah State
38	Payne, Logan	S	93	Latu-Finau, Kelepi	DT	6-5	280	Fr. Oakland, CA / Alameda HS
39	Clark, Crew	RB	59	Latu-Finau, Siosua	OL	6-5	310	Fr. Oakland, CA / Alameda HS
41	Finau, Lucky	RB	27	Leach, Matthias	S	6-3	180	R-Fr. Fort Worth, TX / Chisolm Trails HS
42	Payne, Tyler	LS	55	Leausa, Austin	OL	6-5	315	Sr. Jordan, UT / Southern Utah
43	Smith, Ty	LB	76	Lewis, Jeff	OL	6-6	295	Fr. Orem, UT / Orem HS
43	Tuakoi, Naki	LB	7	Lutui, Logan	DE	6-2	260	R-Sr. West Valley City, UT / Weber State/Hunter HS
44	Asiata, Ephraim	K	10	Maile-Kaufusi, Orion	DE	6-3	245	R-Fr. Salt Lake City, UT / East HS
44	Ferrin, Will	K	51	Makasi, Sonny	OL	6-4	315	R-Jr. Provo, UT / Timpiw HS
45	Nead, Keyean	TE	4	Martin, LJ	RB	6-2	220	Jr. El Paso, TX / Canutillo HS
46	Po'uha, Vilami	DE	89	McKenzie, Dominique	WR	5-11	180	R-Fr. St. George, UT / Pine View HS
46	Wall, Kendall	DT	32	McKenzie, Marcus	CB	5-11	185	R-So. St. George, UT / Pine View HS
47	Alfrey, Berkley	LB	50	McManus, Maverick	DT	6-5	270	Fr. Saratoga Springs, UT / Westlake HS
47	Bachmeier, Bear	QB	34	Miska, Charlie	RB	5-11	215	R-Fr. Lorton, VA / South County HS
48	Schoonover, Bodie	DE	63	Mitchell, Bruce	OL	6-4	305	R-Jr. Kamas, UT/South Summit HS
50	McManus, Maverick	DT	30	Moa, Sione	RB	5-10	215	So. Victorville, CA / Timpiw HS
51	Makasi, Sonny	OL	82	Moeaki, Noah	TE	6-3	245	R-Fr. American Fork, UT / American Fork HS
52	Tautua, Vincent	DE	0	Nacua, Tei	WR	6-2	185	R-Fr. Provo, UT / Timpiw HS
53	Esera, Siale	LB	21	Nawahine, Enoch	RB	5-10	205	R-Sr. Kahuku, HI / Utah State
54	Leausa, Austin	OL	45	Nead, Keyean	TE	6-5	265	Jr. Sugar City, ID / New Mexico
55	Taumoepeau, John	DT	80	Nye, Jacob	TE	6-5	235	Fr. Melissa, TX / Melissa HS
55	Tanuvasa, Keanu	DE	85	Olsen, Anthony	TE	6-4	250	R-Jr. Salt Lake City, UT / Olympus HS
59	Brown, Siosefa	DE	74	Ostler, Trevin	OL	6-4	320	R-Jr. Bountiful, UT / Bountiful HS
59	Latu-Finau, Siosua	OL	72	Pakofe, Kaufusi	DT	6-3	345	Sr. Kahuku, HI / Weber State
61	Lapua, Weylin	OL	67	Pay, Trevor	OL	6-3	295	R-Fr. Highland, UT / Lone Peak HS
63	Mitchell, Bruce	OL	38	Payne, Logan	RB	5-10	210	Fr. Pleasant View, UT / Weber HS
64	Starcioc, Kyle	OL	42	Payne, Tyler	LB	6-1	220	Fr. Pleasant View, UT / Weber HS
65	Alexander, Brigham	OL	13	Phillips, Jojo	WR	6-5	205	R-So. Lancaster, CA / Sierra Canyon HS
66	Hingano, Sione	OL	45	Po'uha, Vilami	DE	6-3	270	So. South Jordan, UT / Bingham HS
67	Pay, Trevor	OL	22	Prassas, Tommy	S	6-2	195	So. Chandler, AZ / Basha HS
68	Williams, Andrew	OL	95	Puefua, Alvin	DT	6-5	310	So. Salt Lake City, UT / Hawaii
70	Tupou, Ikinasio	OL	94	Purcell, Anisi	DT	6-3	305	R-Jr. West Bountiful, UT / Southern Utah
71	Jatta, Isalah	OL	29	Reay, Rowan	WR	6-3	190	Jr. Provo, UT / Timpiw HS
72	Brown, Joe	OL	12	Rex, Preston	RB	6-0	195	R-So. San Clemente, CA / San Clemente HS
72	Pakofe, Kaufusi	DT	2	Roberts, Chase	WR	6-4	210	R-Sr. Highland, UT / American Fork HS
74	Ostler, Trevin	OL	22	Roberts, Trey	WR	6-1	185	Fr. American Fork, UT / American Fork HS
75	Gentry, Andrew	OL	20	Ryan, Carsen	TE	6-4	250	R-Sr. Orem, UT / Utah
76	Lewis, Jeff	OL	11	Satuala, Faletau	S	6-4	210	So. Bountiful, UT / Bountiful HS
77	Griffin, Jake	OL	48	Schoonover, Bodie	DE	6-3	265	R-Jr. American Fork, UT / American Fork HS
78	Thomason, Ethan	OL	64	Starcioc, Kyle	OL	6-4	310	R-Jr. Peoria, AZ / Southern Utah
79	Chidester, Kaden	OL	31	Shurtz, Fuller	P	5-11	179	So. Katy TX / Katy HS
80	Nye, Jacob	TE	43	Smith, Ty	LS	6-0	195	R-Fr. Gilbert, AZ / Highland HS
82	Moeaki, Noah	TE	57	Tanuvasa, Keanu	DT	6-4	300	R-Jr. Mission Viejo, CA / Utah
83	Zundel, Will	TE	55	Taumoepeau, John	DT	6-2	300	Sr. Renton, WA / Snow College
84	Keone, Kila	WR	5	Taumoepeau, Nusi	DE	6-3	245	Fr. Saratoga Springs, UT / Westlake HS
85	Olsen, Anthony	TE	52	Tautua, Vincent	DE	6-3	260	Fr. Ewa Beach, HI / Saint Louis HS
86	Clement, Cole	TE	78	Thomason, Ethan	OL	6-8	305	Fr. Fort Collins, CO / Richmond Hills HS
87	Erickson, Ethan	TE	43	Tuakoi, Naki	LB	6-3	220	R-Fr. Oakland, CA / Fremont HS
88	Kelleher, Tucker	TE	98	Tuala, Sani	DE	6-5	270	R-So. Sydney, Australia / Citrus College
88	McKenzie, Dominique	WR	70	Tupou, Ikinasio	OL	6-6	295	R-Fr. Palo Alto, CA / Palo Alto HS
90	Clegg, Hunter	DE	35	Vander Haar, Sam	P	6-0	220	R-Jr. Melbourne, Australia / Pittsburgh
93	Latu-Finau, Kelepi	DT	24	VanSteenkiste, Payton	S	5-11	195	R-Fr. Rigby, ID / Rigby HS
94	Purcell, Anisi	DT	46	Wall, Kendall	DT	6-4	235	Fr. Herriman, UT / Mountain Ridge HS
95	Puefua, Alvin	DT	28	Wall, Tanner	S	6-1	205	R-Sr. Arlington, VA / Yorktown HS
96	Kirkland, Justin	DT	15	Waller III, Lamason	WR	6-1	190	Fr. Hesperia, CA / Oak Hills HS
97	Dunn, Matthias	K	23	Watson, Pierson	LB	6-3	225	Fr. Flagstaff, AZ / Cococino HS
98	Fonohema, Kinilau	DE	68	Williams, Andrew	OL	6-8	295	Fr. Kirksville, MO / Kirksville HS
98	Tuala, Sani	DE	24	Wood, Ethan	TE	6-5	250	So. Heber City, UT / New Mexico State
99	Fetuli, Ulavai	DT	83	Zundel, Will	TE	6-5	240	R-Fr. Highland, UT / American Fork HS



LISTEN TO EACH  
PLAYER SAY HIS  
NAME HERE!



Tausili Akane  
Therrian Alexander  
Talan Alfrey  
Ephraim Asiata  
Bachmeier  
Mory Bamba  
Tayvion Beasley  
Treyson Bourguet  
Siosefa Brown  
Choe Bryant-Strother  
Jordyn Criss  
Jovesa Damuni  
Raider Damuni  
Cannon DeVries  
Siale Esera  
Ulaval Fetuli  
Lucky Finau  
Kinilau Fonohema  
Reggie Frischnecht  
Emerson Gelman  
Sione Hingano  
Ace Kaufusi  
Isalah Jatta  
Jonathan Kabeya  
Maika Kaufusi  
Kila Keone  
Weylin Lapua  
Kelepi Latu-Finau  
Siosua Latu-Finau  
Austin Leausa  
Logan Lutui  
Maile-Kaufusi  
Sonny Makasi  
Charlie Miska  
Sione Moa  
Noah Moeaki  
Tei Nacua  
Enoch Nawahine  
Keyean Nead  
Kaufusi Pakofe  
Vilami Po-ua  
Tommy Prassas  
Alvin Puefua  
Anisi Purcell  
Rowan Reay  
Faletau Satuala  
Bodie Schoonover  
Kyle Starcioc  
Keanu Tanuvasa  
Nusi Taumoepeau  
Vincent Tautua  
Naki Tuakoi  
Sani Tuala  
Ikinasio Tupou  
Sam Vander Haar  
Kalani Sitake  
Fesi Sitake  
Justin Ena  
Jernaro Gilford  
Sione Po'ua  
Harvey Unga

Tou-see-lee Ah-kah-nuh  
Thare-ee-an  
Tallen AL-free  
AH-see-AH-tah  
BOCK-my-er  
More-ee BOM-bah  
Tay-vee-on  
Bore-GAY  
See-oh-sef-uh  
Chay Bryant-Stroth-er  
Jordan Criss  
Jo-ves-uh Dah-MOO-nee  
Dah-MOO-nee  
Can-un DE-vrees  
See-all-ay Es-sare-uh  
OO-luh-vye Feh-too-lee  
Fee-now  
Kee-nee-lau Foh-no-hem-uh  
Frisch-necht  
Guile-man  
See-OH-nay Hing-GAH-no  
Kah-foo-see  
Jah-tuh  
Kah-bay-uh  
Kah-foo-see  
Kee-luh KEE-OH-nay  
Way-lin Lah-poo-ah-ho  
Keh-leh-pee Lah-too Fee-now  
See-oh-see-wah ""  
Lay-OO-suh  
Loo-TOO-ee  
MY-lay Kah-foo-see  
Mah-kah-see-nee  
Miss-kuh  
See-OH-nay Mo-uh  
MOH-ee-AH-kee  
Tay Nah-KOO-uh  
Ee-nick Nah-wah-hee-nay  
KEE-an Nead  
Kah-foo-see Pah-KOH-fay  
Vil-ee-AH-mee Po-OO-ha  
Prass-as  
Pew-FOO-uh  
Ah-NEE-see  
Ray  
FALL-eh-tah SAW-too-all-uh  
Skoo-nover  
Star-choke  
KEE-ah-noo TAH-noo-VAH-suh  
New-see Tou-moy-pay-ow  
Tou-too-uh  
Nah-kee TOO-uh-koy  
Saw-nee Too-ALL-uh  
ee-kee-nah-see-oh TOO-poh  
Vander-Har  
kah-lah-nee see-tah-kay  
FES-ee see-tah-kay  
EN-uh  
Jer-nar-oh  
See-oh-nay PoOO-ha  
Oong-ah

## BROTHERS IN ARMS

BYU also has six sets of brothers on the current roster

Bachmeier	Tiger and Bear
Hagen	Cole and Cody
McKenzie	Marcus and Dominique
Latu-Finau	Siosua and Kelepi
Payne	Tyler and Logan
Roberts	Chase and Trey

## AVERAGE AGE

The average age of BYU's player is 21.5 years old entering the 2025 season. BYU's youngest player turned 18 in the summer just before the season started while its oldest is 28.

## FATHERS AND SONS

BYU has a family legacy unique to many other institutions. This year's squad features 12 players with fathers who also played football at BYU.

Raider Damuni, S	Jack Damuni
	S (1993-94)
Jeff Lewis (OL)	Chad Lewis
	TE (1993-96)
Marcus/Dom McKenzie	Brian McKenzie RB (1996-97)
Noah Moeaki, TE	John Moeaki
	LB, 1994
Trevor Pay, OL	Garry Pay,
	OL (1986, 89-92)
Logan/Tyler Payne	Matt Payne
	P/K (2000-04)
Preston Rex, S	Byron Rex
	TE (1986, 89-92)
Chase/Trey Roberts, WR	Kyle Roberts
	DB (1987, 90-93)
Ty Smith, LS	Tyson Smith
	S (1999-00)

## OFFENSE

<b>QB</b>	47	Bear Bachmeier	6-2	220	Fr.
	3	McCae Hillstead	5-10	195	R-So.
	-or-	10	Treyson Bourguet	6-2	R-Jr.
	16	Emerson Geilman	6-3	200	Fr.
<b>RB</b>	4	LJ Martin	6-2	220	Jr.
	30	Sione Moa	5-10	215	So.
	28	Jovesa Damuni	6-0	190	R-Fr.
	12	Preston Rex	6-0	195	R-So.
<b>WR</b>	2	Chase Roberts	6-4	210	R-Sr.
	18	Reggie Frischknecht	6-4	200	So.
<b>WR</b>	11	Parker Kingston	5-11	185	R-Jr.
	19	Tiger Bachmeier	6-1	190	Jr.
<b>WR</b>	5	Cody Hagen	6-1	185	So.
	0	Tei Nacua	6-2	180	R-Fr.
<b>TE</b>	20	Carsen Ryan	6-4	250	R-Sr.
	45	Keayen Nead	6-5	265	Jr.
	-or-	87	Ethan Erickson	6-5	R-Sr.
	-or-	82	Noah Moeaki	6-3	R-Fr.
<b>LT</b>	71	Isaiah Jatta	6-6	315	R-Sr.
	79	Kaden Chidester	6-8	325	R-So.
	-or-	77	Jake Griffin	6-5	R-So.
<b>LG</b>	61	Weylin Lapuaho	6-4	310	Sr.
	-or-	51	Sonny Makasini	6-4	R-Jr.
<b>C</b>	63	Bruce Mitchell	6-4	305	R-Jr.
	67	Trevor Pay	6-3	295	R-Fr.
<b>RG</b>	55	Austin Leausa	6-5	315	Sr.
	-or-	64	Kyle Sfarcioc	6-4	R-Jr.
<b>RT</b>	75	Andrew Gentry	6-8	315	R-Jr.
	74	Trevin Ostler	6-4	320	R-Jr.

## DEFENSE

<b>DE</b>	48	Bodie Schoonover	6-3	265	R-Jr.
	-or-	45	Viliami Po'uha	6-3	So.
<b>N</b>	57	Keanu Tanuvasa	6-4	300	R-Jr.
	94	Anisi Purcell	6-3	305	R-Jr.
	72	Kaufusi Pakofe	6-3	345	Sr.
<b>T</b>	55	John Taumoepeau	6-2	300	Sr.
	-or-	96	Justin Kirkland	6-3	Sr.
	99	Ulavai Fetuli	6-4	275	Fr.
<b>OE</b>	7	Logan Lutui	6-2	260	R-Sr.
	90	Hunter Clegg	6-4	248	Fr.
	10	Orion Maile-Kaufusi	6-3	245	R-Fr.
	-or-	13	Tausili Akana	6-3	R-So.
<b>SAM</b>	16	Isaiah Glasker	6-5	240	R-Jr.
	44	Ephraim Asiata	6-3	210	So.
	34	Maika Kaufusi	6-3	235	R-So.
<b>MACK</b>	54	Siale Esera	6-3	245	R-So.
	30	Max Alford	6-1	230	Jr.
	23	Pierson Watson	6-2	225	Fr.
<b>ROVER</b>	17	Jack Kelly	6-2	242	R-Sr.
	18	Ace Kaufusi	6-4	240	Jr.
	21	Miles Hall	6-1	230	R-So.
<b>SS</b>	3	Raider Damuni	6-1	200	Jr.
	-or-	11	Faletau Satuala	6-4	So.
	25	Talan Alfrey	6-2	205	R-Sr.
<b>FS</b>	28	Tanner Wall	6-1	205	R-Sr.
	-or-	11	Faletau Satuala	6-4	So.
	27	Matthas Leach	6-3	180	R-Fr.
<b>NICK</b>	22	Tommy Prassas	6-2	195	So.
	15	Tayvion Beasley	5-10	180	Jr.
	20	Cannon DeVries	6-0	185	Fr.
<b>CB</b>	0	Evan Johnson	6-0	180	R-Jr.
	29	Jayden Dunlap	6-0	185	R-Sr.
<b>CB</b>	1	Therrian Alexander III	6-2	175	So.
	-or-	4	Mory Bamba	6-3	R-Sr.
	32	Marcus McKenzie	5-11	185	R-So.

## SPECIALISTS

<b>P</b>	35	Sam Vander Haar	6-0	220	R-Jr.
	31	Fuller Shurtz	5-11	179	So.
<b>KO</b>	44	Will Ferrin	6-3	175	R-Sr.
	97	Matthias Dunn	6-0	200	R-Jr.
<b>PK</b>	44	Will Ferrin	6-3	175	R-Sr.
	97	Matthias Dunn	6-0	200	R-Jr.

<b>H</b>	35	Sam Vander Haar	6-0	220	R-Jr.
		Fuller Shurtz	5-11	179	So.
<b>LS</b>	26	Garrison Grimes	6-2	220	R-Sr.
	43	Ty Smith	6-0	195	R-Fr.
<b>KRET</b>	5	Cody Hagen	6-1	185	So.
	19	Tiger Bachmeier	6-1	190	Jr.
<b>PRET</b> -or-	11	Parker Kingston	5-11	185	R-Jr.
	19	Tiger Bachmeier	6-1	190	Jr.





2025 SCORING DRIVES

QTR	DPP.	SCORING PLAY	PLAYS-YDS, TOP
1	Portland State	#17 J.Kelly 54 yd blocked field goal return (#44 W.Ferrin kick)	-
1	Portland State	#2 C.Roberts 4 yd pass from #47 B.Bachmeier (#44 W.Ferrin kick)	4-56, 02:23
2	Portland State	#2 N.Moeaki 5 yd pass from #47 B.Bachmeier (#44 W.Ferrin kick)	7-48, 02:55
2	Portland State	#5 C.Hagen 57 yd rush (#44 W.Ferrin kick)	4-84, 01:53
2	Portland State	#47 B.Bachmeier 4 yd rush (#44 W.Ferrin kick)	2-6, 00:25
2	Portland State	#20 C.Ryan 22 yd pass from #47 B.Bachmeier (#44 W.Ferrin kick)	4-91, 01:24
2	Portland State	#47 B.Bachmeier 12 yd rush (#44 W.Ferrin kick)	4-58, 01:05
2	Portland State	#44 W.Ferrin 25 yd FG	15-68, 08:27
2	Portland State	#44 W.Ferrin 56 yd FG	6-12, 03:11
2	Portland State	#89 D.McKenzie 41 yd rush (#44 W.Ferrin kick)	2-53, 00:13
2	Portland State	#34 C.Miska 5 yd rush (#44 W.Ferrin kick)	15-79, 10:21
1	Stanford	#47 B.Bachmeier 3 yd rush (#20 C.Ryan rush failed)	6-85, 03:16
2	Stanford	#44 W.Ferrin 36 yd FG	4-1, 02:03
2	Stanford	#44 W.Ferrin 30 yd FG	5--7, 01:59
2	Stanford	SAFETY	--
3	Stanford	#44 W.Ferrin 21 yd FG	13-72, 06:04
3	Stanford	#30 S.Moa 8 yd rush (#44 W.Ferrin kick)	5-43, 02:21
4	Stanford	#44 W.Ferrin 23 yd FG	8-69, 03:58
1	ECU	#44 W.Ferrin 40 yd FG	8-38, 03:44
2	ECU	#44 W.Ferrin 23 yd FG	9-74, 04:18
2	ECU	#0 E.Johnson 4 yd interception return (#44 W.Ferrin kick)	--
3	ECU	#20 C.Ryan 20 yd pass from #47 B.Bachmeier (#44 W.Ferrin kick)	2-47, 00:49
4	ECU	#47 B.Bachmeier 16 yd rush (#44 W.Ferrin kick)	8-52, 04:51
4	ECU	#4 L.Martin 41 yd rush (#44 W.Ferrin kick)	9-75, 04:27

2025 BYU SUPERLATIVES

Overall record	3-0
Current streak	Won 5
Home record	2-0
Current home streak	Won 3
Road record	1-0
Current road streak	Won 1
Neutral record	0-0
Current neutral streak	Won 2
Day games	0-0
Current day streak	Lost 1
Night games	3-0
Current night streak	Won 5
Thursday games	0-0
Current Thursday streak	Won 1
Friday games	0-0
Current Friday streak	Won 3
BYU wins toss	3-0
BYU loses toss	0-0
BYU scores first	3-0
Opp. scores first	0-0
BYU leads after 1Q	2-0
BYU trails after 1Q	0-0
Tied after 1Q	1-0
BYU leads at half	3-0
BYU trails at half	0-0
Tied at the half	0-0
BYU leads after 3Q	3-0
BYU trails after 3Q	0-0
Tied after 3Q	0-0
OT Games	0-0
BYU has more yards	3-0
Opp. has more yards	0-0
Yards even	0-0
BYU has more turnovers	0-0
Opp. has more turnovers	2-0
Turnovers are equal	1-0
Record in August	1-0
Streak	Won 2
Record in September	2-0
Streak	Won 7
Record in October	0-0
Streak	Won 3
Record in November	0-0
Streak	Won 1
Vs. top-25 teams	0-0
Streak	Won 1
Vs. non-ranked teams	2-0
Streak	Won 3
Vs. FCS Teams	1-0
Streak	Won 20
On ESPN	1-0
On ESPN2	1-0
On ESPNJ	0-0
On ESPN3	0-0
On ESPNWS	0-0
On ESPN+	1-0
On ABC	0-0
On NBC	0-0
On FOX	0-0
On FS1	0-0
On FS2	0-0
On CBS Sports	0-0
On SEC Network	0-0
On BYUtv	0-0
Navy Helmet, Navy Jersey, White Pants	1-0
White Helmet, Royal Jersey, Royal Pants	1-0
White Helmet, White Jersey, Royal Pants	1-0

MOST PLAYS IN A SCORING DRIVE: 15 (Portland State)  
MOST YARDS IN SCORING DRIVE: 91 (Portland State)  
MOST TIME ELAPSED IN A SCORING DRIVE: 10:21 (Portland State)  
FEWEST PLAYS IN A SCORING DRIVE: 2 (three times)  
FEWEST YARDS IN SCORING DRIVE: -7 (Stanford)  
LEAST TIME ELAPSED IN SCORING DRIVE: 0:13 (Portland State)

Scoring by quarter	1st	2nd	3rd	4th	OT	Total
BYU	23	53	23	31	-	130
Opponents	3	0	3	10	-	16

STATISTIC	NATIONAL RANK	CONFERENCE RANK	VALUE	NATIONAL LEADER	VALUE	CONFERENCE LEADER	VALUE
3rd Down Conversion Pct (134 ranked)	33	5	0.474	Washington	0.75	TCU	0.625
3rd Down Conversion Pct Defense (134 ranked)	6	1	0.22	Oklahoma	0.179	BYU	0.22
4th Down Conversion Pct (133 ranked)	72	11	0.5	11 teams tied	1	UCF	1
						Cincinnati	1
						Iowa St.	1
4th Down Conversion Pct Defense (130 ranked)	52	6	0.5	5 teams tied	0	Houston	0.143
Blocked Kicks (17 ranked)	17	3	1	Wyoming	4	Texas Tech	3
Blocked Kicks Allowed (134 ranked)	1	1	0	99 teams tied	0	13 teams tied	0
Blocked Punts (11 ranked)				Rutgers	3	Texas Tech	3
				Texas Tech	3		
Blocked Punts Allowed (134 ranked)	1	1	0	117 teams tied	0	15 teams tied	0
Completion Percentage (134 ranked)	48	6	0.662	Nebraska	0.776	Texas Tech	0.712
Defensive TDs (17 ranked)	17	2	1	Louisiana Tech	3	TCU	2
Fewest Penalties (134 ranked)	35	7	19	New Mexico	7	Iowa St.	12
Fewest Penalties Per Game (134 ranked)	76	11	6.33	Iowa	2.25	Iowa St.	3
Fewest Penalty Yards (134 ranked)	68	12	191	New Mexico	47	Iowa St.	108
Fewest Penalty Yards Per Game (134 ranked)	101	15	63.67	New Mexico	15.67	Iowa St.	27
First Downs Defense (134 ranked)	7	2	39	Minnesota	29	Houston	38
First Downs Offense (134 ranked)	103	11	66	Indiana	122	Texas Tech	110
Fumbles Lost (129 ranked)	31	5	1	30 teams tied	0	4 teams tied	0
Fumbles Recovered (70 ranked)	36	7	2	6 teams tied	5	Arizona St.	4
						Kansas St.	4
Kickoff Return Defense (134 ranked)	42	4	17.13	4 teams tied	0	Oklahoma St.	14
Kickoff Returns (132 ranked)	16	4	30	Massachusetts	57	UCF	36.75
Net Punting (134 ranked)	11	3	45.5	Michigan St.	48.92	Kansas	45.88
Passes Had Intercepted (134 ranked)	1	1	0	12 teams tied	0	UCF	0
						Houston	0
						BYU	0
Passes Intercepted (106 ranked)	20	5	4	Maryland	8	Utah	6
				UNLV	8	Texas Tech	6
Passing Offense (134 ranked)	100	15	186.3	Boston College	393.7	Texas Tech	368.5
Passing Yards Allowed (134 ranked)	23	4	161	Nebraska	75.8	UCF	117
Passing Yards per Completion (134 ranked)	65	10	11.89	Air Force	19.47	Arizona	15.2
Punt Return Defense (134 ranked)	1	1	-11	BYU	-11	BYU	-11
Punt Returns (134 ranked)	33	3	12.55	Iowa St.	39.33	Iowa St.	39.33
Red Zone Defense (110 ranked)	13	2	0.667	Ohio St.	0	UCF	0.5
Red Zone Offense (134 ranked)	35	5	0.938	19 teams tied	1	Cincinnati	1
						West Virginia	1
Rushing Defense (134 ranked)	2	1	44.3	Minnesota	41.3	BYU	44.3
Rushing Offense (134 ranked)	7	1	265.7	Navy	375.3	BYU	265.7
Sacks Allowed (134 ranked)	46	8	1.33	Cincinnati	0	Cincinnati	0
Scoring Defense (134 ranked)	1	1	5.3	BYU	5.3	BYU	5.3
				Ohio St.	5.3		
Scoring Offense (134 ranked)	17	2	43.3	Florida St.	58	Texas Tech	52
Tackles for Loss Allowed (134 ranked)	54	8	4.67	Ohio St.	1.33	Kansas	2.75
Team Passing Efficiency (134 ranked)	46	7	150.92	Florida St.	222.5	Cincinnati	203.02
Team Passing Efficiency Defense (134 ranked)	7	3	89.97	Arizona	70.84	Arizona	70.84
Team Sacks (134 ranked)	57	10	2.33	5 teams tied	4	Arizona St.	3.25
						West Virginia	3.25
Team Tackles for Loss (134 ranked)	20	3	7.7	Indiana	10.8	Arizona	8.3
Time of Possession (134 ranked)	14	1	33:39	Missouri	37:11	BYU	33:39
Total Defense (134 ranked)	2	1	205.3	Minnesota	177.7	BYU	205.3
Total Offense (134 ranked)	33	5	452	Florida St.	628.7	Texas Tech	573
Turnover Margin (134 ranked)	8	3	1.67	5 teams tied	2	Arizona	2
						Houston	2
Turnovers Gained (127 ranked)	24	4	6	North Texas	10	Texas Tech	9
				UNLV	10		
Turnovers Lost (134 ranked)	6	2	1	5 teams tied	0	Houston	0
Winning Percentage (130 ranked)	1	1	1	30 teams tied	1	7 teams tied	1

### TEAM BY THE NUMBERS

5.3

BYU is tied with Ohio State for the No. 1 scoring defense, allowing just 5.3 points per game. A shutout against Portland State, 3 points from Stanford and 13 from ECU

2

BYU is the No. 2 total defense, allowing an average of 205.3 yards per game after three games. Minnesota, No. 1, has allowed 177.7 yards per game.

133

After three games, BYU has allowed a total of 133 rushing yards for an average of 44.3 yards per game.

39

BYU's defense has allowed just 39 first downs through three games, ranking No. 7 nationally.

9-41

BYU has allowed a third down conversion rate of 21.95% after three games.

606

BYU 's 606 yards of total offense in the season opener was the 7th time under Kalani Sitake the Cougars have topped 600 total yards.

265.7

BYU is No. 7 in rushing yards nationally with 265.7, aided by 468 against Portland State. It was the second-most in school history (550 vs. Texas, 2013).

38.0

BYU's average margin of victory of 38.0 ranks No. 6 nationally.

0

Through three games, BYU has thrown 0 interceptions. The Cougars are one of 12 teams to avoid a pick on offense.

33:39

The Cougars have held the ball an average of 33:39 through two games, ranking No. 14 nationally.

43-8

BYU is 43-8 with a positive turnover margin. The Cougars were +2 against East Carolina, +3 against Stanford and even against Portland State.

23

The Cougars have scored in 23 consecutive quarters. The program record is 26 consecutive quarters.

STATISTIC	PLAYER	NATL RANK	CONF RANK	VALUE	NATIONAL LEADER	VALUE	CONFERENCE LEADER	VALUE
All Purpose (200 ranked)	LJ Martin	32	2	120.67	Robert Henry, UTSA	180	Raleek Brown, Arizona St.	123.75
Blocked Kicks (1 ranked)					4 players tied	2	AJ McCarty, Texas Tech	2
Combined Kick Returns (200 ranked)	Cody Hagen	100	11	85	Kaden Wetjen, Iowa	448	Bryce Noernberg, Kansas St.	339
	Parker Kingston	124	14	71				
	Tiger Bachmeier	167	20	49				
Completion Percentage (128 ranked)	Bear Bachmeier	43	7	0.667	Julian Sayin, Ohio St.	0.789	Devon Dampier, Utah	0.709
Completions Per Game (100 ranked)					Dylan Loneragan, Boston College	30	Sawyer Robertson, Baylor	27.25
					Caden Veltkamp, Fla. Atlantic	30		
Field Goal Percentage (117 ranked)	Will Ferrin	1	1	1	29 players tied	1	8 players tied	1
Field Goals Per Game (131 ranked)	Will Ferrin	2	1	2.67	Ryan Barker, Penn St.	3	Will Ferrin, BYU	2.67
Forced Fumbles (100 ranked)	Isaiah Glasker	22	3	0.33	Emmanuel McNeil-Warren, Toledo	0.75	John Henry Daley, Utah	0.5
	Jack Kelly	22	3	0.33			Jacob Rodriguez, Texas Tech	0.5
	Faletau Satuala	22	3	0.33				
Fumbles Recovered (12 ranked)	Viliami Po'uha	12	3	1	Matt Kingsbury, Minnesota	3	Martavius French, Colorado	2
	John Taumoepeau	12	3	1			Anthony Holmes Jr., Texas	2
Interceptions Per Game (136 ranked)	Evan Johnson	8	3	0.67	Aamaris Brown, UNLV	1	Jackson Bennee, Utah	0.75
	Raider Damuni	47	6	0.33			Brice Pollock, Texas Tech	0.75
	Faletau Satuala	47	6	0.33				
Kickoff Return TDs (1 ranked)					17 players tied	1	Jaden Nixon, UCF	1
							Emmanuel Henderson Jr.,	1
							Bryce Noernberg, Kansas St.	1
Kickoff Returns (72 ranked)					Jadarian Price, Notre Dame	47	Jaden Nixon, UCF	36.8
Passes Defended (29 ranked)					Hezekiah Masses, California	2.5	Genesis Smith, Arizona	1.67
Passing Efficiency (128 ranked)	Bear Bachmeier	40	8	156.7	Jayden Maiava, Southern California	208.8	Brendan Sorsby, Cincinnati	194.4
Passing TDs (80 ranked)	Bear Bachmeier	80	11	4	Fernando Mendoza, Indiana	14	Sawyer Robertson, Baylor	13
Passing Yards (130 ranked)	Bear Bachmeier	110	15	518	Sawyer Robertson, Baylor	1,320	Sawyer Robertson, Baylor	1,320
Passing Yards Per Game (130 ranked)	Bear Bachmeier	99	15	172.7	Josh Hoover, TCU	333.3	Josh Hoover, TCU	333.3
Passing Yards per Completion (128 ranked)	Bear Bachmeier	56	9	12.33	Jayden Maiava, Southern California	17.99	Noah Fifita, Arizona	15.48
Points Responsible For (198 ranked)	Bear Bachmeier	50	10	48	Fernando Mendoza, Indiana	96	Jalon Daniels, Kansas	78
	Will Ferrin	94	15	38			Sawyer Robertson, Baylor	78
Points Responsible For Per Game (196 ranked)	Bear Bachmeier	30	7	16	Fernando Mendoza, Indiana	24	Brendan Sorsby, Cincinnati	24
	Will Ferrin	56	12	12.7	Brendan Sorsby, Cincinnati	24		
Punt Return TDs (3 ranked)					Vicari Swain, South Carolina	3		
Punt Returns (81 ranked)	Parker Kingston	27	2	11.8	Kaden Wetjen, Iowa	33.6	Rayshawn Glover, Utah	15.4
Punting (75 ranked)					Grayson Miller, Oklahoma	51	Finn Lappin, Kansas	47.8
Receiving TDs (68 ranked)	Carsen Ryan	68	13	2	Chris Brazzell II, Tennessee	6	Jordyn Tyson, Arizona St.	5
Receiving Yards (197 ranked)	Chase Roberts	160	21	185	Chase Hendricks, Ohio	456	Jordyn Tyson, Arizona St.	357
Receiving Yards Per Game (200 ranked)	Chase Roberts	96	10	61.7	Mario Craver, Texas A&M	147.7	Eric McAlister, TCU	106.7
	Carsen Ryan	182	29	48.7				
Receptions Per Game (188 ranked)	Chase Roberts	152	19	3.67	Lewis Bond, Boston College	9.67	Jordyn Tyson, Arizona St.	7.75
Rush Yards Per Carry (140 ranked)	LJ Martin	5	1	8.55	Dylan Riley, Boise St.	9.81	LJ Martin, BYU	8.55
Rushing TDs (66 ranked)	Bear Bachmeier	30	2	4	Jonah Coleman, Washington	9	Cameron Dickey, Texas Tech	6
Rushing Yards (198 ranked)	LJ Martin	25	3	342	Robert Henry, UTSA	624	Bryson Washington, Baylor	415
Rushing Yards Per Game (197 ranked)	LJ Martin	9	1	114	Robert Henry, UTSA	156	LJ Martin, BYU	114
Sacks (99 ranked)	Jack Kelly	11	2	1	John Henry Daley, Utah	1.5	John Henry Daley, Utah	1.5
Scoring (147 ranked)	Will Ferrin	4	1	12.7	Jonah Coleman, Washington	20	Will Ferrin, BYU	12.7
	Bear Bachmeier	62	7	8				
Solo Tackles (26 ranked)					Eric Gentry, Southern California	6.75	Austin Romaine, Kansas St.	5.75
							Keaton Thomas, Baylor	5.75
Tackles For Loss (48 ranked)	Isaiah Glasker	18	3	1.5	Mekhi Mason, Louisiana Tech	2	John Henry Daley, Utah	1.88
	Jack Kelly	18	3	1.5	Dorian Pringle, Bowling Green	2		
					Jamall Thompson Jr., New Mexico St.	2		
Total Interceptions (47 ranked)	Evan Johnson	8	3	2	Aamaris Brown, UNLV	4	Jackson Bennee, Utah	3
	Raider Damuni	47	6	1			Brice Pollock, Texas Tech	3
	Faletau Satuala	47	6	1				
Total Offense (200 ranked)	Bear Bachmeier	95	14	194.3	Taylen Green, Arkansas	387.8	Josh Hoover, TCU	343.3
	LJ Martin	138	18	114				
Total Points Scored (117 ranked)	Will Ferrin	17	2	38	Jonah Coleman, Washington	60	Jesus Gomez, Arizona St.	39
	Bear Bachmeier	117	13	24				
Total Tackles (486 ranked)	Logan Lutui	345	37	5	Owen Long, Colorado St.	12.7	Keaton Thomas, Baylor	9.8
	Isaiah Glasker	486	52	4.3				
	Jack Kelly	486	52	4.3				
Total Touchdowns (103 ranked)	Bear Bachmeier	44	3	4	Jonah Coleman, Washington	10	Cameron Dickey, Texas Tech	6
Yards per Pass Attempt (128 ranked)	Bear Bachmeier	53	8	8.22	Jayden Maiava, Southern California	12.74	Behren Morton, Texas Tech	10.65
Yards per Reception (198 ranked)	Chase Roberts	88	15	16.82	Stephon Johnson, Houston	31.83	Stephon Johnson, Houston	31.83
	Carsen Ryan	101	17	16.22				

## INDIVIDUAL BY THE NUMBERS

**11** Nine different players have scored a touchdown, including 8 in the game against Portland State. 17 different BYU players scored touchdowns in 2024. The school record is 20, set in 1996.

**100s** LJ Martin has topped 100 yards in each game to start the year. He joins Marcus Whalen (2002) as the only other BYU player to have three 100-yard games to start the year.

**8.55** LJ Martin's 8.55 yards per carry rank No. 5 nationally and tops in the Big 12 conference.

**5** Bear Bachmeier accounted for 5 touchdowns (3 passing/2 rushing) in his first game. He is the only true freshman quarterback to be responsible for 5 TDs in a single game at BYU.

**30** Bachmeier's 16.0 points responsible for per game ranks No. 30 nationally.

**29** Chase Roberts has a reception in 29 consecutive games dating back to the 2022 season.

**38** Kicker Will Ferrin has scored 38 points (14-14 PAT, 8-8 on FG) and is currently No. 17 nationally among all players in total points. His 15 points vs. Portland State are the third-most by a kicker in a single game in school history.

**1.5** Linebackers Jack Kelly and Isaiah Glasker are tied at 1.5 TFL per game for No. 18 nationally

**3.0** Jack Kelly's 3.0 sacks leads the team and ranks No. 23 nationally.



## OFFENSIVE GAME-BY-GAME STARTERS

[illegible]



#47 | BEAR BACHMEIER | QB | 6-2 | 220 | FR. | MURRIETA, CA | STANFORD/MURRIETA HS



- Parents are April and Michael Bachmeier, has four siblings: brothers Hank, Tiger and Buck, and sister Ella
- Brother, Hank, played quarterback at Boise State, Louisiana Tech and Wake Forest
- Brother, Tiger, played two years at Stanford before transferring to BYU
- Enrolled at Stanford for 2025 spring football practices
- A four-star high school recruit by on3 and Rivals, ranked as high as the No. 11 quarterback in the nation by ESPN
- Totaled 6,810 yards in his high school career, 59 TDs and 1,724 rushing yards and 33 rushing touchdowns
- Team Co-Captain
- First true freshman to start at QB in the season opener at BYU
- Only true freshman QB at BYU to have 5 total TDs in a game (3 passing/2 rushing vs. PSU)



STATS	GP	COMP	ATT	%	YDS	TD	INT	LNG	ATT	YDS	TD	LNG
2025	3	42	63	66.7%	518	4	0	41	22	65	4	16
CAREER	3	42	63	66.7%	518	4	0	41	22	65	4	16

#4 | LJ MARTIN | RB | 6-2 | 220 | JR. | EL PASO, TX | CANUTILLO HS



- Team Captain
- Parents are Genevieve & John Marti and has one sibling
- Led BYU in rushing both 2023 and 2024
- 518 rushing yards as a true freshman (2023) and 718 in (2024)
- Named to Doak Walker Preseason Watch List and Earl Campbell Tyler Rose Award Watch List (2024 & 2025)
- Father, John, played basketball at Western New Mexico, Mother, Genevieve, played softball at Western New Mexico
- Speaks Spanish
- Valero Alamo Bowl Offensive MVP (2024)
- All-Big 12 Honorable Mention (College Football Network, 2024)
- Opened the season with 3 straight 100-yard rushing games



STATS	GP	CAR	YDS	AVG	TD	LNG	REC	YDS	AVG	TD	LNG
2025	3	40	342	8.6	1	49	2	20	10.0	0	12
CAREER	23	286	1,578	5.5	12	55	23	163	7.1	3	33

#30 | SIONE MOA | RB | 5-10 | 215 | SO. | VICTORVILLE, CA/PROVO, UT | TIMPVIEW HS



- Served two-year, full-time mission for The Church of Jesus Christ of Latter-day Saints in San Bernardino, California
- Middle name is Ikaika
- Enjoys pickleball
- Totaled 254 carries for 2,244 yards and 26 touchdowns at Timpview High School
- Played in 11 games in 2024, started versus No. 13 Kansas State
- Recorded first career start and rushing touchdown along with career highs in carries (15), rush yards (76) and long run (24 yards) in 38-9 win over No. 13 Kansas State
- Finished 2024 with 29 carries, 144 yards and three touchdowns
- Scored first TD in 2025 against Stanford



STATS	GP	CAR	YDS	AVG	TD	LNG	REC	YDS	AVG	TD	LNG
2025	3	17	90	5.3	1	19	5	34	6.8	0	17
CAREER	14	46	234	5.1	4	24	10	72	7.2	0	17

#20 | CARSEN RYAN | TE | 6-4 | 250 | SR. | OREM, UT | UTAH



- Team Co-Captain
- Parents are Chas and Danielle Ryan
- Has one younger brother and two younger sisters
- In 2024 at Utah: Played in all 12 games, starting five, making 10 receptions for 113 yards and a score
- Played in 17 games at UCLA from 2022-23, starting eight
- Saw action in 12 games with eight starts in 2023, recording 13 catches for 205 yards and three touchdowns
- Played in five games in 2022 with six catches for 82 yards.
- Caught 2 passes for 47 yards and a touchdown in BYU debut



STATS	GP	REC	YDS	AVG	TD	LNG
2025	3	9	146	16.2	2	25
CAREER	32	38	546	14.4	6	25



#2 | CHASE ROBERTS | WR | 6-4 | 210 | R-SR. | AMERICAN FORK, UT | AMERICAN FORK HS




- Team Captain
- Parents are Kyle and Jessica
- Dad, Kyle, played football at BYU as a defensive back (1987, 1990-93)
- Served mission for The Church of Jesus Christ of Latter-day Saints in Calgary, Alberta (2019-21)
- Fluent in Tagalog
- Named to Athlon Sports Preseason All-Big 12 Fourth Team (2024)
- Named to East-West Shrine Bowl Watch List (2024)
- Named to Academic All-Big 12 First Team (2023)
- Led BYU with 52 receptions, 854 yards and four touchdowns in 2024
- Led BYU with 42 receptions, 573 yards and five touchdowns in 2023
- Has 29 consecutive games with a reception



STATS	GP	REC	YDS	AVG	TD	LNG
2025	3	11	185	19.4	1	41
CAREER	39	127	1,969	15.5	13	62

#13 | JOJO PHILLIPS | WR | 6-5 | 205 | R-SO. | LANCASTER, CA | SIERRA CANYON HS



- Parents are Tina & Robert Phillips
- Has four siblings
- Major: Exercise Science
- Loves cars and building Legos
- Played in all 13 games, made starts versus Oklahoma State and No. 23 Colorado
- Made first career start in 38-35 win over Oklahoma State
- Recorded career highs in receptions (2) and receiving yards (70) along with career-long 57-yard reception in 41-13 win over Southern Illinois
- Finished 2024 with 10 receptions, 211 yards and two touchdowns
- Had 3 receptions for 30 yards against Stanford



STATS	GP	REC	YDS	AVG	TD	LNG
2025	2	3	30	10.0	0	21
CAREER	18	14	246	17.6	3	57

#11 | PARKER KINGSTON | WR | 5-11 | 185 | R-JR. | LAYTON, UT | ROY HS



- Parents are Trent and Shannon
- Major: Business
- His grandma ran track at BYU
- One of only two active FBS players (Nick Nash, WR, San Jose State) with multiple career games with a passing and receiving touchdown.
- Named to Paul Hornung Award Watch List (2024 & 2025)
- First BYU player with two punts returned for touchdowns in a season since James Dye in 1996; just the sixth player in program history with multiple touchdowns on punt returns in a season
- Named to All-Bowl Season First Team as a punt returner by College Football Network



STATS	GP	REC	YDS	AVG	TD	LNG
2025	3	9	67	7.4	0	19
CAREER	29	41	470	11.5	2	42

#71 | ISAIAH JATTA | OL | 6-6 | 315 | R-SR. | SAN DIEGO, CA | COLORADO



- Transfer from Colorado in 2024
- Appeared in 11 games at Colorado in 2023, starting one (at UCLA)
- Ranked No. 17 JUCO prospect nationally in Class of 2023
- Played two seasons (2021-22) at Snow College under coach and former BYU wide receiver Zac Erekson
- NJCAA First Team All-American (2022)
- Played in three games, made starts versus Kansas and at No. 21 Arizona State
- Made first start at BYU, at right tackle, versus Kansas
- Started first three game of 2025 at left tackle







CHART TOPPERS (CAREER AT BYU)

Rushing Yards

13. Brian McKenzie	1,954
14. Lopini Katoa	1,849
15. JJ DiLuigi	1,797
16. Eldon Fortie	1,624
17. LJ Martin	1,578

Rushing Attempts

14. Ronney Jenkins	380
15. Eldon Fortie	364
19. Fahu Tahi	326
22. Mark Atuaia	301
T24. LJ Martin	286

Rushing Touchdowns

T21. 3 tied	15
T24. 7 tied	14
T31. 4 tied	13
35. LJ Martin	12

Receptions

15. Chris Smith	137
16. Glen Kozlowski	136
17. Michael Reed	133
18. Scott Phillips	131
19. Chase Roberts	127

Receiving Yards

12. Mike Chronister	2,205
13. Reno Mahe	2,163
14. Mitch Mathews	2,079
15. Dan Plater	1,979
16. Chase Roberts	1,969

Receiving Touchdowns

15. Dan Plater	16
T16. Four tied	15
T20. Margin Hooks, Bryce Doman	14
T22. Chase Roberts	13

True Freshman Starting Quarterback Season Stats

Passing Yards

1. Tanner Mangum (2015)	3,377
2. Jake Heaps (2010)	2,316
3. Zach Wilson (2018)	1,578
4. John Beck (2003)	864
5. Joe Critchlow (2017)	642
6. Bear Bachmeier (2025)	518
7. Drew Miller (1997)	430
8. Taysom Hill (2012)	425

Passing Completions

1. Tanner Mangum (2015)	267
2. Jake Heaps (2010)	219
3. Zach Wilson (2018)	120
4. John Beck (2003)	73
5. Joe Critchlow (2017)	55
6. Bear Bachmeier (2025)	42
6. Taysom Hill (2012)	42
8. Drew Miller (1997)	37

Passing Attempts

1. Tanner Mangum (2015)	446
2. Jake Heaps (2010)	383
3. Zach Wilson (2018)	182
4. John Beck (2003)	145
5. Joe Critchlow (2017)	101
6. Taysom Hill (2012)	71
7. Drew Miller (1997)	67
8. Bear Bachmeier (2025)	63

Passing Touchdowns

1. Tanner Mangum (2015)	23
2. Jake Heaps (2010)	15
3. Zach Wilson (2018)	12
4. John Beck (2003)	5
5. Bear Bachmeier (2025)	4
5. Taysom Hill (2012)	4
7. Joe Critchlow (2017)	3
7. Drew Miller (1997)	3

Rushing Attempts

1. Zach Wilson (2018)	75
2. Tanner Mangum (2015)	63
3. Taysom Hill (2012)	55
4. John Beck (2003)	54
5. Jake Heaps (2010)	34
6. Bear Bachmeier (2025)	22
7. Joe Critchlow (2017)	15
8. Drew Miller (1997)	10

Rushing Yards

1. Taysom Hill (2012)	336
2. Zach Wilson (2018)	221
3. Bear Bachmeier (2025)	65

Rushing Touchdowns

1. Bear Bachmeier	4
1. Taysom Hill (2012)	4
3. Zach Wilson (2018)	2

NOTEABLE OFFENSIVE PLAYERS 2024 SEASON/CAREER HIGH (at BYU)

#0 TEI NACUA, WR

Rec.	-
Rec. Yds	-
Rec. TD	-
Long Rec.	-

#2 CHASE ROBERTS, WR

Rec.	5, Stanford/8, Baylor (22)
Rec. Yds	97, at ECU/131, Cincinnati (23)
Rec. TD	1, Portland State/1, 12 times
Long Rec.	41, Stanford/62, UCF (24)

#3 MCCAE HILLSTEAD, QB

Passing attempts	5, Portland State/same
Passing completions	4, Portland State/same
Passing yards	33, Portland State/same
Passing TD	-
Long pass	13, Portland State/same
Rush att	2, Portland State/same
Rush yds	23, Portland State/same
Rush TD	-
Long rush	13, Portland State/same

#4 LJ MARTIN, RB

Rec.	1, twice/4, TCU (23)
Rec. Yds	12, Portland State/46, Arizona (24)
Rec. TD	-/1, three times
Long Rec.	12, Portland State/33, Arizona (24)
Rush	18, Stanford/23, Arkansas (23)
Rush yards	131, Portland State/same
Rush TD	1, at ECU/2, four times
Long Rush	49, Portland State/55, Texas Tech (23)

#5 CODY HAGEN, WR

Rec.	2, Portland State/same
Rec. Yds	35, Portland State/same
Rec. TD	-
Long Rec.	24, Portland State/same
Rush	3, at ECU/same
Rush yards	57, Portland State/same
Rush TD	1, Portland State/same
Long Rush	57, Portland State/same

#11 PARKER KINGSTON, WR

Rec.	5, at ECU6, WVU (23)
Rec. Yds	55, at ECU/57, WVU (23)
Rec. TD	-/1, twice
Long Rec.	19, at ECU/42, TCU (23)

#13 JOJO PHILLIPS, WR

Rec.	3, Stanford/same
Rec. Yds	30, Stanford/70, SIU (24)
Rec. TD	-/1, three times
Long Rec.	1, Stanford/57, SIU (24)

#18 REGGIE FRISCHKNECHT, WR

Rec.	-
Rec. Yds	-
Rec. TD	-
Long Rec.	-

#19 TIGER BACHMEIER, WR

Rec.	1, Portland State/same
Rec. Yds	8, Portland State/same
Rec. TD	-
Long Rec.	8, Portland State

#20 CARSEN RYAN, TE

Rec.	4, at ECU/same
Rec. Yds	63, at ECU/same
Rec. TD	1, twicesame
Long Rec.	25, Portland State/same

#21, ENOCH NAWAHINE RB

Rec.	-/1, Kansas State (24)
Rec. Yds	-/1, Kansas State (24)
Rec. TD	-
Long Rec.	-/1, Kansas State (24)

Rush	3, at ECU/19, at Baylor (24)
Rush yards	5, at ECU/51, at Baylor (24)
Rush TD	-/1, at SMU (24)
Long Rush	5, at ECU/12, at Baylor (24)

#28, JOVESA DAMUNI, RB

Rec.	2, Portland State/same
Rec. Yds	14, Portland State/same
Rec. TD	-
Long Rec.	13, Portland State/same
Rush	7, Portland State/same
Rush yards	44, Portland State/same
Rush TD	-
Long Rush	12, Portland State/same

#30, SIONE MOA RB

Rec.	3, at ECU/3, Kansas State (24)
Rec. Yds	24, at ECU/same
Rec. TD	-
Long Rec.	17, Stanford/same
Rush	7, twice/15, Kansas State (24)
Rush yards	33, Portland State/76, Kansas State (24)
Rush TD	1, Stanford/1, four times
Long Rush	19, Portland State-/24, Kansas State (24)

#45 KEAYEN NEAD, TE

Rec.	-
Rec. Yds	-
Rec. TD	-
Long Rec.	-

#47 BEAR BACHMEIER QB

Passing attempts	27, Stanford/same
Passing completions	18, at ECU/same
Passing yards	246, at ECU/same
Passing TD	3, Portland State/same
Long pass	41, Stanford/same
Rush att	12, Stanford/same
Rush yds	32, Portland State/same
Rush TD	2, Portland State/same
Long rush	16, at ECU/same

#82 NOAH MOEAKI, TE

Rec.	1, Portland State/same
Rec. Yds	5, Portland State/same
Rec. TD	1, Portland State/same
Long Rec.	5, Portland State/same

#87 ETHAN ERICKSON, TE

Rec.	-/1, three times
Rec. Yds	-/19, Iowa State (23)
Rec. TD	-/1, Utah State (22)
Long Rec.	-/19, Iowa State (23)

## DEFENSIVE GAME-BY-GAME STARTERS

[illegible]



#16 | ISIAH GLASKER | LB | 6-5 | 240 | R-JR. | SOUTH JORDAN, UT | BINGHAM HS




- Parents are Stephen and Melissa Glasker; Father, Stephen, played baseball at BYU and in the minor leagues (Texas Rangers); Mother, Melissa, played volleyball at BYU
- 2025 Team Co-Captain; Major: Marketing
- Missionary Service: Served a full-time mission for The Church of Jesus Christ of Latter-day Saints in Montevideo, Uruguay
- Sister, Torre, played volleyball at the University of Utah (2016-17) and UC Santa Barbara (2018-19)
- Sister, Naomi, played volleyball at Yavapai College (2021-22), where she transferred from Utah State Eastern (2020)
- Prepped at Bingham High School where he had a standout two-way career playing offense and defense
- Received 2024 Sports Illustrated All-America honorable mention; Named 2024 All-Big 12 Defense HM



STATS	GP	GS	TACKLES	SOLO	AST	TFL	SACK	FF	FR	PBU	INT	PDEF	TD	QBH
2025	3	3	13	9	4	4.5	1	1	0	1	0	1	0	2
CAREER	24	12	86	52	34	19	4.5	2	0	5	3	8	1	21

#17 | JACK KELLY | LB | 6-2 | 242 | R-SR. | KEARNS, UT | WEBER STATE



- Parents are Mark and Melissa Kelly
- 2025 Team Captain; Major: Business Management
- Grew up competing in BMX dirt track racing, becoming BMX National Champion
- Transfer from Weber State after prepping at Kearns High School
- Played in 28 games for the Weber State, totaling 85 tackles, 20 tackles for loss, 16.5 sacks, five forced fumbles, two fumble recoveries, seven pass breakups and an interception
- Led the Big Sky Conference with 10.5 sacks in 2023
- Named to Butkus Award Watch List (2024 & 2025)
- CFN Big 12 Defensive Newcomer of the Year and Defensive Transfer of the Year (2024)



STATS	GP	GS	TACKLES	SOLO	AST	TFL	SACK	FF	FR	PBU	INT	PDEF	TD	QBH
2025	3	3	13	9	4	4.5	3	1	0	0	0	0	0	1
CAREER	44	38	141	92	56	34.5	24.5	8	3	7	2	9	0	20

#57 | KEANU TANUVASA | DT | 6-4 | 300 | R-JR. | MISSION VIEJO, CA | UTAH



- Parents are Shawn and Lisa; Wife's name is Zerín
- Served two-year mission for The Church of Jesus Christ of Latter-day Saints to Provo, Utah
- Transfer from Utah, where he appeared in 24 games with 19 starts on the defensive line
- Was named a 2024 All-Big 12 Conference honorable mention
- Played in seven games in 2024 for the Utes with 17 tackles, 4.5 tackles for loss and one sack, adding four pass breakups and two QB hurries
- Started all 13 games as a redshirt freshman in 2023, earning CFN Freshman All-America honorable mention
- 2025 Team Captain



STATS	GP	GS	TACKLES	SOLO	AST	TFL	SACK	FF	FR	PBU	INT	PDEF	TD	QBH
2025	3	3	8	3	5	1	1	0	0	0	0	0	0	0
CAREER	27	22	58	21	37	13	5	1	0	5	0	5	0	2

#7 | LOGAN LUTUI | DE | 6-2 | 260 | R-SR. | WEST VALLEY CITY, UT | WEBER STATE



- Parents are Vaikalafi & Saani
- Major: Exercise Science (pre-med)
- Missionary Service: Served a full-time mission for The Church of Jesus Christ of Latter-day Saints in Auckland, New Zealand (2017-19)
- Fluent in Tongan
- Married: Wife's name is Seleí, married 2021; Son, Ezekiel, was born in May 2022
- Played in all 13 games last year for the Cougars, starting four outings
- Sacked Colorado quarterback Shedeur Sanders for loss of 23 yards, forcing the No. 23 Buffaloes into a missed field goal attempt in BYU's 36-14 Valero Alamo Bowl win to conclude last season
- 2025 Team Co-Captain



STATS	GP	GS	TACKLES	SOLO	AST	TFL	SACK	FF	FR	PBU	INT	PDEF	TD	QBH
2025	3	3	15	5	10	3	0	0	0	1	0	1	0	0
CAREER	43	13	70	28	42	10.5	2.5	0	1	3	1	4	0	0





#4 | MORY BAMBA | CB | 6-3 | 190 | R-SR. | MENOMONEE FALLS, WI | TYLER JC



- Mother is Matogomah Cisse
- Major: Business
- Loves video games and soccer
- Competed in 110 hurdles and triple jump in track and field
- Speaks French and Madinka
- Transfer from Tyler (Texas) Junior College in spring 2022
- Played at ASA College (Miami, Florida), recording 14 tackles, six pass breakups and an interception
- Played in 10 games, starting five last year, with career-high three tackles in 22-21 win at Utah
- 2025 Team Co-Captain



STATS	GP	GS	TACKLES	SOLO	AST	TFL	SACK	FF	FR	PBU	INT	PDEF	TD	QBH
2025	3	1	6	6	0	1	0	0	0	0	0	0	0	0
CAREER	25	7	30	21	9	1	0	0	0	5	0	5	0	0

#0 | EVAN JOHNSON | CB | 6-0 | 185 | R-SO. | MONTEREY, CA | STEVENSON HS




- Parents are Ron and Lynn
- Father, Ron, was an NFL wide receiver with the Philadelphia Eagles
- Helps serve at a Boys and Girls club in Monterrey County, CA
- Fluent in Spanish: Major: Business
- Played in 12 games, starting four in 2024, recording first career INT in 34-14 win at Wyoming and second career pick in 36-14 win over No. 23 Colorado in 2024 Valero Alamo Bowl
- Awarded Defensive Player of the Game by coaching staff for performance versus Wyoming
- This year has 2 picks, with INTs on back-to-back defensive snaps win at East Carolina—first pick in end zone to stop a possible ECU score, followed by jumping a route for a 4-yard Pick-6 TD for BYU



STATS	GP	GS	TACKLES	SOLO	AST	TFL	SACK	FF	FR	PBU	INT	PDEF	TD	QBH
2025	3	3	9	7	2	0	0	0	0	1	2	3	1	0
CAREER	21	7	27	20	7	0	0	0	0	3	4	7	1	0

#28 | TANNER WALL | S | 6-1 | 205 | R-SR. | ALEXANDRIA, VA | YORKTOWN HS




- Parents are Ryan and Sher Wall; Wife's name is Corinne, married May 2024
- CSC Academic All-American in 2024
- Missionary Service: Served a full-time mission for The Church of Jesus Christ of Latter-day Saints in Maceio, Brazil (2018-2020)
- Fluent in Spanish and Portuguese
- Tallied 55 catches for 857 yards & 17 TDs as a senior at Yorktown HS, totaling 1,650 all-purpose yards
- 6A Liberty Conference Player of the Year also played defense (131 tackles, 9 TFL, 2 INT, and 8 PBU)
- At BYU moved from WR to DB in 2023, but suffered season-ending injury. Earned starting role in 2024
- Made career high 13 tackles vs. Houston; His 3 interceptions led team w/Jakob Robinson last year
- 2025 Team Captain has earned a place on this year's prestigious AFCA Allstate Good Works Team



STATS	GP	GS	TACKLES	SOLO	AST	TFL	SACK	FF	FR	PBU	INT	PDEF	TD	QBH
2025	3	3	7	5	2	0	0	0	0	0	0	0	0	0
CAREER	34	19	83	45	38	0	0	0	0	1	3	4	0	0

#44 | WILL FERRIN | K | 6-3 | 175 | R-SR. | KAYSVILLE, UT | BOISE STATE



- Parents are Jim & Margo
- Married: Wife, Courtney, is an elementary school teacher; Two brothers played lacrosse at BYU
- Major: Business Management; Named to CSC Academic All-District Team (2023)
- Served a two-year mission for The Church of Jesus Christ of Latter-day Saints in Vancouver, Canada
- Big 12 Co-Special Teams Player of the Year (2024); Big 12 Kicker of the Year (College FB Net, 2024)
- All-Big 12 First Team (Big 12 Coaches, AP, College Football Network, Phil Steele; 2024)
- Lou Groza Award Semifinalist (2024)
- 2025 Lou Groza Award Watch List & Preseason All-Big 12 Team; 2025 Team Co-Captain
- Holds BYU single-season field goal record (24 in 2024), single-season record for consecutive FG made (16 in 2024), and this year has set the career record for consecutive FG made overall with current streak of 24 consecutive FG made over the 2024 and 25 seasons



STATS	GP	FGM	FGA	PCT	LONG	PAT ATT	PAT M	PCT
2025	3	8	8	100.0%	56	14	14	100.0%
CAREER	38	43	49	87.8%	56	87	88	98.9%

## DEFENSIVE RECORDS SINCE 2000

(Only defensive statistics since 2000 are officially recognized by the NCAA)

## Individual Career Sacks

1.	30	Jan Jorgensen (2006-09)
2.	27	Bronson Kaufusi (2012-15)
3.	26	Kyle Van Noy (2010-13)
4.	19	Brady Poppinga (2001-04)
5.	17	Corbin Kaufusi (2016-2018)

## Individual Career Forced Fumbles

1.	11	Kyle Van Noy (2010-13)
2.	6	Andrew Rich (2008-10)
	6	Aaron Francisco (2001-04)
3.	5	Bronson Kaufusi (2012-2015)
4.	4	Four players tied with 4

## Individual Career Fumble Recoveries

1.	7	Dayan Ghanwoloku (2016-19)
2.	6	Jan Jorensen (2006-09)
	6	Shawn Doman (2006-09)
4.	5	Spencer Hadley (2008, 11-13)
	5	Fred Warner (2014-2017)

## Individual Career Interceptions

1.	13	Kai Nacua (2013-16) <i>*older brother of Puka, Tei</i>
2.	11	Jakob Robinson (2021-2024)
3.	10	Andrew Rich (2008-10)
4.	9	Jernaro Gilford (1999, 2001-03)

## Individual Career Pass Breakups

1.	23	Robertson Daniel (2013-14)
	23	Daniel Sorensen (2008, 11-13)
3.	21	Jakob Robinson (2021-2024)
	21	Brian Logan (2009-10)
4.	20	Preston Hadley (2011-12)
5.	19	Kaleb Hayes (2021-22)

## Individual Career Total Tackles

1.	330	Aaron Francisco (2001-04)
2.	311	Max Tooley (2018-23)
3.	294	Cameron Jensen (2004-06)
4.	275	David Nixon (2003, 06-08)
5.	267	Paul Walkenhorst (2000-05)
6.	264	Fred Warner (2014-2017)

## BYU SPECIAL TEAMS BY THE NUMBERS

**24** Kicker Will Ferrin has made all eight FG attempts in 2025 to extend his school record of consecutive FGs made to 24 (over the past two seasons).

**56** Kicker Will Ferrin made a career-long 56-yard field goal vs. Portland State to tie the BYU school record set by Owen Pochman vs. New Mexico in 2000. Last year Ferrin made a 54-yard field goal at Baylor and made four total 50+ FGs in 2024.

**44.1** 2024 Ray Guy Award Watchlist punter Sam Vander Haar (Melbourne, Australia) is averaging 44.1 yards on eight punts while placing 5 inside the 20. Last year he flipped the field with a career-long 70-yarder to the Baylor 3-yard line in BYU's win over the Bears. He also ran 22 yards on a fake punt to convert 4th-&-10.

**40+** Two BYU players had returns of 44 yards vs. Stanford (Tiger Bachmeier, punt ret. & Cody Hagen kick ret). All-American punt returner Parker Kingston has a long of 31 yards this year vs. Portland St. Last year he returned a punt for a 90-yard TD vs. K-State, BYU's first punt return TD since JD Falslev's 71-yd score vs. Middle Tennessee in 2013. He added a 64-yard punt return for a TD in last year's Alamo Bowl to become the first BYU player with two punts return TDs in a season since James Dye in 1996; just the sixth player in program history with multiple touchdowns on punt returns in a season.

## NOTEABLE DEFENSIVE PLAYERS | SEASON/CAREER HIGH (@BYU)

## #0 EVAN JOHNSON CB

Tackles	6, at ECU/same
Solo	5, at ECU/same
Assisted	1 at ECU/same (7 times)
INT	2, at ECU/same
PBU	1, at ECU /same (3 times)
QBH	- /1, at UCF ('24)

## #1 THERRIAN ALEXANDER III CB

Tackles	5, at ECU
Solo	4, at ECU
Assisted	1, at ECU, Stanford
QBH	2, Stanford
PBU	1, at ECU

## #3 RAIDER DAMUNI S

Tackles	8, at ECU/same
Solo	6, at ECU/same
Assisted	2, at ECU, Stan, PSU/4 at Utah('24), WVa, ('23)
Forced Fumble	-/1, OkSt, ('23)
INT	1, Stanford/same
PBU	-, / 1, WVa, ('23)
Sack	- /1, Colorado ('24)
TFL	- /1, Colorado ('24)
QBH	1, PSU / same

## #4 MORY BAMBA CB

Tackles	4, at ECU
Solo	4, at ECU
Assisted	2, Stanford
TFL	1, at ECU

## #7 LOGAN LUTUI DE

Tackles	7, at ECU/same
Solo	2, Stan, PSU/1, same (last v. Okla ('23)
Assisted	6, at ECU/same
TFL	1.5, Sanford/same
Sack	- /1, Colorado ('24)
PBU	1, at ECU /2, at Baylor ('24)
QBH	- /2, Arizona ('24)
FR	- /1, Houston ('24)

## #11 FALETAU SATUALA

Tackles	5, Stanford/same
Solo	2, Stanford/same (3 times)
Assisted	3, Stanford/same
TFL	1.5, Stanford/same
	*shared TFL w/Jack Kelly vs. Stanford resulted in a safety
INT	1, Stanford/same, also at UCF ('24)
FF	1, PSU/same

## #16 ISIAH GLASKER LB

Tackles	6, at ECU/12, at ASU ('24)
Solo	4, at ECU/ 7, at ASU ('24)
Assisted	2, at ECU/5, at ASU, at Utah ('24)
TFL	2, at ECU/same (also at ASU, Arizona ('24)
Sack	1, Stanford /same, also Houston, Arizona, at WYO ('24)
PBU	1, at ECU /same (4 times)
INT	- /1, (three times, last 24 Alamo Bowl vs. Colorado)
FF	1, Stanford/same
QBH	2, Stanford/same

## #17 JACK KELLY LB (AT BYU)

Tackles	7, at ECU/same (also Houston, at Utah ('24)
Solo	4, at ECU, Stanford/ same, also Houston, Kansas ('24)
Assisted	3, at ECU/4, at Utah
TFL	2.5, Stanford /same, Houston ('24)

Sack	2, at ECU /same
QBH	1, Stanford, PSU/3, at SMU ('24)
FF	- /1, Houston, K-St.('24)
Block-return	1, PSU, 54y for TD/same
PBU	- /1, at Baylor ('24)
INT	- /1, Houston ('24)

## #22 TOMMY PRASSAS, S

Tackles	3, Stanford /7, Houston, at Utah('24)
Solo	2, Stanford / 4, Houston, Kansas ('24)
Assisted	1, Stanford /4, at Utah ('24)
TFL	- /2.5, Houston ('24)
Sack	- /1, OKST, K-St., at WYO, at SMU ('24)
QBH	1, Stanford /3, at SMU ('24)
FF	- /1, Houston, K-St. ('24)
PBU	- /1, at Baylor ('24)
INT	- /1, Houston ('24)

## #25 TALAN ALFREY S

Tackles	3, PSU/10, (twice)
Solo	3, PSU/7, Oklahoma ('23)
Assisted	- /5, USU ('22)
TFL	1, PSU/same
Fumble recovery	- /1, USU ('22)
INT	- /1, at Liberty ('22)
PBU	- /1, twice ('22)
KO Return TD	- /1, Houston ('24)

## #28 TANNER WALL, S

Tackles	4, Stanford /6, at Ark, Kan ('23)
Solo	3, Stanford /5, at ASU ('24)
Assisted	1, at ECU, Stanford /5, at ARK, ('23)
INT	- /1, at ASU, OKST, Arizona ('24)

## #33, CHOE BRYANT-STROTHER LB (AT BYU)

Tackles	2, PSU/3, at Wyoming ('24)
Solo	2, PSU/same (at UCF, '24)
Assisted	- /3, at Wyoming('24)
TFL	1, PSU / same
Sack	1, PSU / same

## #45 VILIAMI PO'UHA DE

Tackles	2, at ECU
Solo	-
Assisted	2, at ECU
TFL	0.5, Stanford
FR	1, Stanford

## #54 SIALE ESERA LB

Tackles	5, at ECU/8 at Texas ('23)
Solo	2 at ECU /same (4 times)
Assisted	3, at ECU/8 at Texas ('23)
TFL	0.5, at ECU /1, twice, last Colorado ('24)
QBH	1, Stanford /same, Arizona ('24)

## #55 JOHN TAUMOEPAEU DT

Tackles	4, at ECU/same
Solo	1, at ECU, PSU/2, at Baylor ('24)
Assisted	3, at ECU/same
TFL	0.5, PSU/1, at Baylor ('24)
Sack	- /1, at Baylor ('24)
FR	1, PSU/same
Block kick	1, PSU(FG)/same

## #57 KEANU TANUVASA, DT (AT BYU)

Tackles	4, Stanford
Solo	2, Stanford
Assisted	3, at ECU
TFL	1, Stanford
Sack	1, Stanford
QBH	1, PSU

## #94 ANISI PURCELL, DT (AT BYU)

Tackles	3, PSU/same
Solo	1, PSU/same
Assisted	2, PSU/same
TFL	1, PSU/same
Sack	1, PSU/same

## SPECIALISTS

## #5 CODY HAGEN KR (AT BYU)

Kick Returns	2, at ECU/same
Kick Ret. Yrds	44, Stanford/same
Long Kick Ret	44, Stanford/same
Kick Return for TD	-

## #11 PARKER KINGSTON KR

Kick Returns	-/3, SUU (23)
Kick Ret.Yards	-/87, SUU (23)
Long Kick Ret	-/41, SUU (23)
Punt Returns	4, PSU/same
Punt Ret. Yrds	54, PSU/90, K-St. ('24)
Long Punt Ret	31, PSU/90, K-St. ('24)
Punt Return for TD	- / 1, twice/K-St, Colorado ('24)

## #19 TIGER BACHMEIER PR (AT BYU)

Punt Returns	1, at ECU, Stanford, PSU/same
Punt Ret. Yrds	44, Stanford/same
Long Punt Ret	44, Stanford/same
Punt Return for TD	-

## #44 WILL FERRIN K

FGM	4, Stanford/same
FGA	4, Stanford/same
Long FG	56, PSU/same
PATM	9, PSU/same
PATA	9, PSU/same





# KALANI SITAKE - HEAD COACH

YEARS AT BYU: 10th year at BYU (75-43) YEARS OVERALL: 10th year as head coach, 25 years in coaching



Kalani Sitake (kah-lah-nee see-tah-kay) is entering his 10th season overseeing the BYU football program in 2025.

In his 25th overall season as a coach, Sitake leads the program he once played for under legendary Hall of Fame coach LaVell Edwards. A former Cougar running back (1994, 1997-2000), Sitake is the 14th head coach in BYU history and just the fourth since 1972, when Edwards took over the program. Sitake is the first former player under Edwards to be named head coach at BYU.

Sitake and his program moved from the ranks of FBS independents to join the Big 12 Conference in 2023 to take another step forward in the Big 12 Conference. A former Cougar running back (1994, 1997-2000), Sitake has guided BYU to a 72-43 (.626) overall record during his first nine seasons, including an 11-2 record in 2024 while finishing Big 12 play at 7-2 in a four-way tie for first place atop the conference standings. Sitake has guided BYU to double-digit victory seasons in three of the past five years while achieving a 45-18 (.714) record to boast the No. 8 winning percentage among all FBS coaches in that span.

This past season the American Football Coaches Association named Sitake its 2024 Region 4 Coach of the Year and a finalist for AFCA National Coach of the Year. He was also a semifinalist for the prestigious George Munger Award from the Maxwell Football Club given to the nation's top coach. He was named to the Paul "Bear" Bryant Coach of the Year Award Watchlist and the Dodd Trophy Midseason Watch List.

The Cougars finished the year ranked No. 13 in the nation after earned a 36-14 victory over No. 23 Colorado in the Valero Alamo Bowl in front of the most-watched game in the modern era of BYU football with 8 million viewers on ABC—the most-watched bowl game outside of the College Football Playoff in the 2024 season. A capacity crowd of 64,261 also watched the game in person—the second-highest for a Valero Alamo Bowl that did not include a Texas team (other was Oklahoma State and Ohio State in 2004) and the highest attended bowl game outside of the CFP in 2024.

With the invitation to the 2024 Alamo Bowl, Sitake has been part of 15 bowl games during his coaching career. He has been on the winning side 12 times those 15 bowl games, including a 5-2 mark as a head coach at BYU.

Before joining the Big 12 during his tenure in independence, Sitake helped the Cougars achieve notable wins over Arkansas, Baylor, Wisconsin, Michigan State, Mississippi State, Tennessee, USC, Utah, Arizona, Arizona State, Washington State and Boise State, among others. He has also championed BYU's Built4Life career development and NIL program. Built4Life is designed to support BYU student-athletes in developing critical life skills, facilitating professional development opportunities and connecting classroom learning directly to relevant employment opportunities.

Named BYU's head coach on December 19, 2015, Sitake returned to his alma mater from Oregon State, where he served as assistant head coach and defensive coordinator in 2015 under head coach Gary Andersen. Sitake took the helm at BYU after 15 years in the college coaching profession, which included seven seasons serving as a defensive coordinator and four years as an assistant head coach.

Prior to Oregon State, Sitake spent 10 seasons at the University of Utah under head coach Kyle Whittingham, also a former Cougar. Sitake started at Utah in 2005 as the linebackers coach and was promoted to defensive coordinator in 2009 before also being named assistant head coach in 2012. While at Utah, Sitake coached several Pac-12 and Mountain West Conference honorees, including Morris Trophy winners Star Lotulelei (2011) and Nate Orchard (2014).

During his career, Sitake has helped mentor 33 NFL Draft picks, including 13 Cougars since taking over the program. Last year's draft saw left tackle Kingsley Suamataia selected by the Kansas City Chiefs. In 2023, three Cougars drafted included Blake Freeland (4th round), Jaren Hall (5th round) and Puka Nacua (5th round). Nacua earned All-Pro status while finishing as the Offensive Rookie of the Year runner-up after a record-breaking first season in the league. In 2022, RB Tyler Allgeier went to the Atlanta Falcons, where he set a Falcon's rushing record for a rookie with a 1,000-yard season. Allgeier followed the footsteps of other recent Cougar draft picks under Sitake, such as No. 2 overall pick Zach Wilson and offensive tackle Brady Christensen among five players drafted in the 2021, linebackers Sione Takitaki and Fred Warner in 2019 and 2018 and running back Jamaal Williams in 2017. Among their many accomplishments, Williams, BYU's all-time rushing leader, also rushed for more than 1,000 yards in 2022 while leading the NFL in rushing touchdowns, while Warner again earned All-Pro honors being widely regarded as one of the top linebackers in the NFL.

Sitake began his coaching career in 2001 as the defensive backs and special teams coach at Eastern Arizona before becoming a defensive graduate assistant at BYU in 2002 under Gary Crowton. Sitake then joined the staff at Southern Utah where he coached running backs, tight ends and offensive line during the 2003 and 2004 seasons.

He began his BYU playing career in 1994 prior to serving a two-year mission for The Church of Jesus Christ of Latter-day Saints to Oakland, California. After returning and redshirting in 1997, Sitake was a three-year starter at fullback for the Cougars from 1998-2000 under Edwards. A team captain as a senior, Sitake's last game as a player was also the last game coached by the legendary Edwards, who was a great mentor for Sitake.

Born in Nuku'alofa, Tonga, and raised in Laie, Hawai'i and Provo, Utah, Sitake is the nation's first FBS head football coach of Tongan descent. He graduated from BYU in 2000 with a bachelor's degree in English. He and his wife Timberly have four children.

kah-lah-nee  
see-tah-kay



## NOTABLES

- 33 NFL Draft picks
- 14 bowl games
- 7 Freshman All-Americans

## NFL DRAFT PICKS

- Zach Wilson (1st Rd (2nd overall, New York)
- Star Lotulelei (1st Rd, Carolina)
- Kingsley Suamataia (2nd Rd, Kansas City)
- Koa Misi (2nd Rd, Miami)
- Eric Rowe (2nd Rd, Philadelphia)
- Nate Orchard (2nd Rd, Cleveland)
- Paul Kruger (2nd Rd, Baltimore)
- Sean Smith (2nd Rd, Miami)
- Eric Weddle (2nd Rd, San Diego)
- Brady Christensen (3rd Rd, Carolina)
- Fred Warner (3rd Rd, San Francisco)
- Jeremiah Poutasi (3rd Rd, Tennessee)
- Sione Takitaki (3rd Rd, Cleveland)
- Jamaal Williams (4th Rd, Green Bay)
- Keith McGill (4th Rd, Oakland)
- Paul Soliai (4th Rd, Miami)
- Blake Freeland (4th Rd, Indianapolis)
- Jaren Hall (5th Rd, Minnesota)
- Puka Nacua (5th Rd, LA Rams)
- Tyler Allgeier (5th Rd, Atlanta)
- Treston Decoud (5th Rd, Houston)
- Robert Johnson (5th Rd, Tennessee)
- Stevenson Sylvester (5th Rd, Pittsburgh)
- Brandon Burton (5th Rd, Minnesota)
- Spencer Toone (5th Rd, Tennessee)
- Brice McCain (6th Rd, Houston)
- Kaelin Clay (6th Rd, Tampa Bay)
- Khyiris Tonga (7th Rd, Chicago)
- Chris Wilcox (7th Rd, Tampa Bay)
- Dax Milne (7th Rd, Washington)
- R.J... Stanford (7th Rd, Carolina)
- Joe Kruger (7th Rd, Philadelphia)
- Trevor Reilly (7th Rd, New York Jets)

## PLAYING CAREER

- 1994, 1997-2000 BYU fullback
- Team captain 2000
- Signed with Cincinnati Bengals in 2001

## EDUCATION/FAMILY

- Bachelor of Arts - English (2000)
- Married to Timberly Fiddle
- 4 children: Skye, Sadie, Kelaokalani, Sylvia
- Birthplace: Nuku'alofa, Tonga

## SITAKE COACHING EXPERIENCE

2016-	BYU	Head Coach
2015	Oregon State	Assistant HC/DC
2012-14	Utah	Assistant HC/DC/LB
2009-12	Utah	Def. Coordinator/LB
2005-08	Utah	Linebackers
2004	Southern Utah	Offensive Line/TE
2003	Southern Utah	Running Backs/TE
2002	BYU	GA-Defense
2001	Eastern Arizona	DB/Sp. Teams





## COACHES AND SUPPORT STAFF

Athletic Director . . . . . Brian Santiago  
 Head Coach . . . . . Kalani Sitake  
 Associate HC/DC/Safeties . . . . . Jay Hill **(Box)**  
 OC/Quarterbacks . . . . . Aaron Roderick **(Box)**  
 Passing Game Coordinator/WR . . . . . Fesi Sitake  
 Special Teams Coordinator/DE . . . . . Kelly Poppinga  
 Offensive Line/Run Game Coord. . . . . TJ Woods  
 Defense Pass Game Coord. Cornerbacks . . . . . Jernaro Gilford  
 Linebackers . . . . . Justin Ena **(Box)**  
 Tight Ends . . . . . Kevin Gilbride  
 Defensive Tackles . . . . . Sione Po'uha  
 Running Backs . . . . . Harvey Unga  
 Senior Analyst . . . . . Gary Andersen  
 Senior Analyst . . . . . Chad Kauha'aha'a  
 Assistant TE Coach . . . . . Tyson McDaniel  
 Assistant QB Coach . . . . . Matt Mitchell  
 Assistant Safeties Coach . . . . . Gavin Fowler  
 Offensive Analyst . . . . . Al Pupunu  
 Offensive Analyst . . . . . Raelon Singleton  
 Defensive Analyst . . . . . Randy Coy, Jr.  
 Defensive Analyst . . . . . Tyos Moe  
 Special Teams Analyst . . . . . Dylan Almond  
 Offensive Grad Assistant . . . . . Brandon Kipper  
 Offensive Grad Assistant . . . . . Karter Shaw  
 Defensive Grad Assistant . . . . . Wesley Johnson  
 Defensive Grad Assistant . . . . . Hayden Livingston  
 Assistant AD for Health & Performance . . . . . Coleby Clawson  
 Director of High Performance . . . . . Skyler Mayne  
 Director of Strength & Conditioning . . . . . Ryan Phillis  
 Associate Director of S & C . . . . . Nate Potoschnik  
 Strength & Conditioning Coach . . . . . Christian Tupou  
 Strength & Conditioning Coach . . . . . Zach Shaw  
 Strength & Conditioning Coach . . . . . Tim Ismail  
 Director of Rehabilitation . . . . . Terrance Motley  
 Director of Nutrition . . . . . Dan Wilcox  
 Director of Football Athletic Training . . . . . Brett Mortensen  
 Director of Mental Health . . . . . Braden Brown  
 Chief of Staff . . . . . Jon Swift  
 General Manager . . . . . Dave George  
 Director of Player Personnel . . . . . Justin Anderson  
 Director of Player Development . . . . . Mike Hall  
 Director of Recruiting . . . . . Brandon Bradley  
 Director of On-Campus Recruiting . . . . . Annie Barham  
 Director of Alumni Relations . . . . . Jack Damuni  
 Director of Scouting . . . . . Vince Feula  
 Director of Football Equipment Ops . . . . . Josh Weier  
 Director of Compliance for Football . . . . . Kurt Hunsaker  
 Director of FB Video & Technology . . . . . Brayden Woodall  
 Assistant Director of FB Video . . . . . Wyatt Parkinson  
 Associate AD for FB Academics/Built For Life . . . . . Jasen Ah You  
 Operations Assistant . . . . . Clay Aucoin  
 Executive Assistant to HC . . . . . Christiana Roberts



**KALANI SITAKE**  
Head Coach  
BYU, 2000



**JAY HILL (BOX)**  
Associate HC/DC/S  
Utah, 2000



**AARON RODERICK (BOX)**  
OC/QB  
BYU, 1998



**FESI SITAKE**  
PGC/WR  
Southern Utah, 2011



**KELLY POPPINGA**  
Special Teams/DE  
BYU, 2007



**TJ WOODS**  
OL/RGC  
Azusa Pacific, 2002



**JERNARO GILFORD**  
DEF. PGC/CB  
BYU, 2004



**KEVIN GILBRIDE**  
TE  
Hawaii, 2003



**JUSTIN ENA (BOX)**  
LB  
BYU, 2001



**SIONE PO'UHA**  
DT  
Utah, 2016



**HARVEY UNGA**  
RB  
BYU, 2012

## TEAM OFFENSE

### SCORED 70 POINTS OR MORE:

BYU: 2015, vs. Wagner (W, 70-6)  
Opp: 2001, vs. Hawai'i (L, 72-45)

### SCORED 60-69 POINTS:

BYU: 2025 vs. Portland State (W, 69-0)  
2021, vs. Virginia (W, 66-49)  
Opp: 2001, Hawai'i (L, 72-45)

### SCORED 50-59 POINTS:

BYU: 2022, vs. Utah Tech (W, 52-26)  
Opp: 2022, Arkansas (L, 52-35)

### SCORED 30+ POINTS IN UNDER 8 MINUTES:

BYU: 2024, 31 pts in 6:25, vs. K-State (W, 38-9)

### SCORED DOUBLE-DIGITS EVERY QUARTER:

BYU: 2020, 14, 28, 14, 10 vs. North Alabama (W, 66-14)  
Opp: 2007, 14, 17, 14, 10 at Tulsa (L, 47-55)

### TOUCHDOWNS ON THE FIRST TWO DRIVES:

BYU: 2024, at Baylor (W, 34-28)  
Opp: 2023, at West Virginia (L, 37-7)

### TOUCHDOWNS ON FIRST MULTIPLE DRIVES:

BYU: 2020, vs. North Alabama (W, 66-14)—on first 6 drives  
BYU: 2021, vs. Idaho State (W, 59-14)—on first 5 drives  
BYU: 2024, at Baylor (W, 34-28)—on first 4 drives  
BYU: 2022, at. USF (W 50-21)—on first 3 drives

### TOUCHDOWNS EACH DRIVE OF 1ST HALF:

BYU: 2020, vs. North Alabama (W 66-14)

### TOUCHDOWN DRIVE OF 95+ YARDS:

BYU: 2024, 96 yards, at ASU (L, 28-23)  
BYU: 2024, 95 yards, at Utah (W, 22-21)  
BYU: 2024, 99 yards, vs. Arizona (W, 41-19)  
Opp: 2025, 97 yards, at ECU (W, 34-13)

### DID NOT SCORE A TOUCHDOWN:

BYU: 2023, at No. 7 Texas (L, 35-6)  
Opp: 2025, Portland State (W 69-0), Stanford (W, 27-3)  
2024, No. 13 K-State (W, 38-9) & at SMU (W, 18-15)

### TOTAL OFFENSE 700 YARDS OR MORE:

BYU: 2021, 734, Virginia (W, 66-49)

### TOTAL OFFENSE 600 YARDS OR MORE:

BYU: 2025, 606, Portland State (W 69-0)  
Opp: 2022, 644, Arkansas (L, 52-35)

### TOTAL OFFENSE 500-599 YARDS:

BYU: 2024, 527, vs. SIU (W, 41-13)  
Opp: 2023, 503, Oklahoma State (L, 40-34)

### TOTAL OFFENSE 200 YARDS OR LESS:

BYU: 2018, 194, at Washington (L, 35-7)  
Opp: 2025, 161, Stanford (W, 27-3)  
Opp: 2025, 51, Portland St (W, 69-0)  
Opp: 2020, 185 vs. Sam Houston

### PASSING 500 YARDS OR MORE:

BYU: 2007, 537, at Tulsa (L, 47-55)  
Opp: 2016, 505 vs. Toledo (W, 55-53)

### PASSING 400-499 YARDS:

BYU: 2022, 456, vs. Utah Tech (W, 52-26)  
Opp: 2023, 447, at TCU (L, 44-11)

### PASSING 300-399 YARDS:

BYU: 2024, 346, at Arizona State (L, 28-23)  
Opp: 2024, 324, at Baylor (W, 34-28)

### PASSING 51-100 YARDS:

BYU: 2016, 96 vs. Wyoming (W, 24-21)  
Opp: 2025, 56, Portland St (W, 69-0)  
Opp: 2019, 72 at USF (L, 27-23)

### PASSING 50 YARDS OR LESS:

BYU: 2022, 47, vs. SMU (W 24-23)  
Opp: 2020, 30 at Navy (W, 55-3)

### PASSING 10 COMPLETIONS OR LESS:

BYU: 2022, 7, vs. SMU (W 24-23)  
Opp: 2025, 10, Portland State (W, 69-0)  
Opp: 2020, 4 at Navy (W, 55-3)

### PASSING 6 TOUCHDOWNS OR MORE:

BYU: 2012, 6 at New Mexico State (W, 50-14)

### PASSING 5 TOUCHDOWNS:

BYU: 2022, 5, vs. Utah Tech (W, 52-26)  
Opp: 2022, 5 Arkansas (L, 52-35)

### PASSING 4 TOUCHDOWNS:

BYU: 2023, 4 vs. SUU (W, 41-16)  
BYU: 2023, 4 at TCU (L, 44-11)

### RUSHING 300 YARDS OR MORE:

BYU: 2025, 468, Portland State (W, 69-0)  
BYU: 2022, 314, at USF (W, 50-21)  
Opp: 2023, 336, at West Virginia (L, 37-7)

### RUSHING 250-299 YARDS:

BYU: 2024, 252 at UCF (W, 37-24)  
BYU: 2024, 255 vs. OKST (W, 38-35)  
Opp: 2024, 269 vs. OKST (W, 38-35)

### RUSHING 200-249 YARDS:

BYU: 2023, 217, vs. No. 14 Oklahoma (L, 31-24)  
Opp: 2024, 228, vs. K-State (W, 38-9)

### RUSHING 51-100 YARDS:

BYU: 2024, 92 vs. K-State (W, 38-9)  
Opp: 2024, 94 vs. Houston (W, 30-18)  
Opp: 2024, 73 vs. Kansas (L, 17-13)  
Opp: 2024, 63 at Baylor (W, 34-28)

### RUSHING 50 YARDS OR LESS:

BYU: 2023, 9, at Kansas (L, 38-27)  
Opp: 2025, -5, Portland State (W, 69-0)  
Opp: 2023, 38, vs. Sam Houston (W 14-0)

### RUSHING ZERO YARDS OR LESS:

Opp: 2025, -5, Portland State (W, 69-0)  
BYU: 2017, minus-5 vs. LSU (L, 27-0)  
Opp: 2012, minus-5 vs. WSU (W, 30-6)

### RUSHING 60 ATTEMPTS OR MORE:

BYU: 2014, 62 vs Houston (W, 33-25)  
Opp: 2010, 65 at Air Force (L, 14-35)

### RUSHING 50-59 ATTEMPTS:

BYU: 2024, 52 at UCF (W, 37-24)  
Opp: 2022, 50, vs. SMU (W 24-23)

### RUSHING 4 TOUCHDOWNS OR MORE:

BYU: 2025: 5 vs. Portland State (W 69-0)  
BYU: 2021, 6 vs. Virginia (W, 66-49)  
BYU: 2020, 4 vs. LA Tech (W, 45-14)  
Opp: 2023, 4 at Oklahoma State (L 40-34)

### RUSHING 2 TOUCHDOWNS BY WR:

BYU: 2025: 2 vs. Stanford (W 27-3)  
57 yards by Cody Hagen, 41 yards by Dominique McKenzie

### FIRST DOWNS 30 OR MORE:

BYU: 2022, 30, vs. Utah Tech (W, 52-26)  
BYU: 2021, 36 vs. Virginia (W, 66-49)  
Opp: 2023, 30 at West Virginia (L, 37-7)

### FIRST DOWNS 10 OR LESS:

BYU: 2018, 7 at Washington (L, 35-7)  
Opp: 2025, 3, Portland State (W 69-0)  
2024, 9, vs. Colorado (W 36-14)

### THIRD-DOWN CONVERSION 70-74%:

BYU: 2024, 70% (7/10) at ASU (L, 28-23)  
BYU: 2011, 71% (10/14) vs. New Mexico St (W, 42-7)  
Opp: 2005, 78% (7/9) at Wyoming (W, 35-21)

### THIRD-DOWN CONVERSION 75-79%:

BYU: 2011, 79% (11/14) at Oregon State (W, 38-28)  
Opp: 2018, 75% (9/12) at Washington (L, 35-7)

### THIRD-DOWN CONVERSION 80% OR MORE:

BYU: 2015, 89% vs. Wagner (W, 70-6)  
Opp: 2022, 80% (12-15) Arkansas (L, 52-35)

### THIRD-DOWN CONVERSION 90% OR MORE:

BYU: 2010, 92% (12/13) vs. Colorado State (W, 49-10)

## INDIVIDUAL OFFENSE

### ALL-PURPOSE 200-299 YARDS:

BYU: 2021, T. Allgeier, 204, vs. UAB (Bowl) (L, 23-17)  
Opp: 2022, D. Hunter 244, Liberty (L, 41-14)

### ALL-PURPOSE 300 YARDS OR MORE:

BYU: 2007, A. Collie 366 at Tulsa (L, 47-55)

### ALL-PURPOSE 3 PLAYERS 100 YARDS OR MORE:

BYU: 2024, K. Marion 121, C. Roberts 108, D. Lassiter, 103  
BYU: 2022, C. Brooks, 147; K. Hill, 137; H. Nyberg, 113, Utah Tech (W, 52-26)  
BYU: 2021, T. Allgeier 291, P. Nacua 135, S. Nacua 114 vs. Virginia (W, 66-49)  
Opp: 2023, O. Gordon, 176, B. Presley 136, L. Johnson 132 at Ok. St. (L 40-34)

### ALL-PURPOSE 2 PLAYERS 100 YARDS OR MORE:

BYU: 2024, at Utah, K. Marion, 162, C. Roberts, 100 (W, 22-21)  
BYU: 2024, OKST, D. Lassiter, 129, L.J. Martin, 120 (W, 38-35)  
BYU: 2024, at Wyoming, C. Roberts, 129, K. Marion, 127 (W, 34-14)  
BYU: 2024, VS. Colorado, P. Kingston 129, L. Martin 121 (W 36-14)  
Opp: 2025, at ECU, Y. Smith, 146, L. Montgomery, 132 (W, 34-13)

### TOUCHDOWNS SCORED 4 OR MORE IN QUARTER:

BYU: 1952, D. Felt (4 rushing) at San Jose State (L, 44-27) NCAA Record

### TOUCHDOWNS SCORED 3 IN A QUARTER:

BYU: 2022, K. Hill (3 receiving, 2Q) vs. Utah Tech (W, 52-26)

### TOUCHDOWNS SCORED 4 OR MORE IN A HALF:

BYU: 2010, L. Ashworth (4 receiving) at CSU (W, 49-10)

### TOUCHDOWNS SCORED 3 IN A HALF:

BYU: 2022, K. Hill (3 receiving, 1st Half) vs. Utah Tech (W, 52-26)  
Opp: 2023, O. Gordon (3 rushing, 2nd half) at Oklahoma St. (L 40-34)

## INDIVIDUAL PASSING

### PASSING 600 YARDS OR MORE:

BYU: 1993, J. Walsh 619 at Utah State (L, 56-58)  
Opp: Never

### PASSING 500-599 YARDS:

BYU: 2007, M. Hall 537 at Tulsa (L, 55-47)  
Opp: 2016, L. Woodside 505 vs. Toledo (W, 55-53)

### PASSING 400-499 YARDS:

BYU: 2022, J. Hall, 456, vs. Utah Tech (W, 52-26)  
Opp: 2019, C. McDonald 493 vs. Hawai'i (L, 38-34)

### PASSING NO TOUCHDOWNS:

BYU: 2024, B. Bachmaier, Stanford (W 27-3)  
Opp: 2024, Z. Chriss, Houston (W, 30-18)

### PASSING 25-29 COMPLETIONS:

BYU: 2022, J. Hall 29, at Boise State (W, 31-28)  
Opp: 2025, K. Houser 25, at ECU (W, 34-13)

### PASSING 30-39 COMPLETIONS:

BYU: 2023, K. Slovis, 30, at Kansas (L, 38-27)  
Opp: 2023, A. Bowman, 31 at Oklahoma State (L 40-34)

### PASSING 40-49 COMPLETIONS:

BYU: 2005, J. Beck 41 vs. Boston College (L, 3-20)

### PASSING 50-59 ATTEMPTS:

BYU: 2023, K. Slovis 51 at Kansas (L, 38-27)  
BYU: 2015, T. Mangum 53 vs. UConn (W, 30-13)  
Opp: 2024, N. Fafita, 52, vs. Arizona (W, 41-19)

### PASSING 60 ATTEMPTS OR MORE:

BYU: 2014, C. Stewart 63 vs. NEV (L, 42-35)

### PASSING 7 TOUCHDOWNS OR MORE:

BYU: 2008, M. Hall 7 vs. UCLA (W, 59-0)

### PASSING 6 TOUCHDOWNS:

BYU: 2012, J. Lark 6 at New Mexico State (W, 50-14)

### PASSING 5 TOUCHDOWNS:

BYU: 2022, J. Hall, vs. Utah Tech (W, 52-26)  
BYU: 2014, C. Stewart, at California (W, 42-35)  
Opp: 2022, KJ Jefferson, Arkansas (L, 52-35)

### PASSING 4 TOUCHDOWNS:

BYU: 2023, K. Slovis vs. SUU (W, 41-16)  
BYU: 2022, J. Hall vs. Wyoming (W, 38-24)  
Opp: 2023, J. Hoover at TCU (L, 44-11)

### PASSING 3 TOUCHDOWNS:

BYU: 2024, J. Retzlaff at Baylor (W, 34-28)  
Opp: 2024, S. Robertson at Baylor (W, 34-28)

### NON-QB PASSING TOUCHDOWN:

BYU: 2024, P. Kingston 33 yards to L.J. Martin vs. Arizona (W, 41-19)  
BYU: 2023, P. Kingston 26 yards to I. Rex vs. Iowa State (L, 45-13)  
BYU: 2023, P. Kingston 37 yards to D. Smith at Arkansas (W, 38-31)  
BYU: 2022, C. Roberts 22 yards to J. Hall vs. No. 9 Baylor (W, 26-20)  
BYU: 2019, M. Simon 44-yards to M. Bushman vs. Liberty (W, 31-24)

## INDIVIDUAL RECEIVING

### RECEIVING 150-199 YARDS:

BYU: 2022, P. Nacua 157 at Boise State (W, 31-28)  
Opp: 2019, J. Ward 159 vs. Hawai'i (L, 38-34)

### RECEIVING 200 YARDS OR MORE:

BYU: 2008, D. Pitta 213 vs. Northern Iowa (W, 41-17)

### RECEIVING 10-14 RECEPTIONS:

BYU: 2022, P. Nacua, 14 (for 157), at Boise State (W, 31-28)  
Opp: 2022, J. Hobert, 11 (for 100), Utah Tech (W, 52-26)  
Opp: 2022, M. Mayer, 11 (for 118), Notre Dame (L, 28-20)

### RECEIVING 15 RECEPTIONS OR MORE:

BYU: 2014, M. Mathews 16 vs. NEV (L, 42-35)

### 10 or MORE RECEIVERS WITH AT LEAST 1 CATCH:

BYU: 2024, 10 vs. SIU, (W, 41-13)  
BYU: 2022, 10 at Oregon (L, 41-20)  
Opp: 2024, 10, vs. Arizona (W, 41-19)

### RECEIVING 3 TOUCHDOWNS:

BYU: 2022, K. Hill, vs. Utah Tech (W, 52-26)  
BYU: 2020, D. Milne at Houston (W, 43-26)  
Opp: 2022, M. Landers, Arkansas (L, 52-35)

### RECEIVING 4 TOUCHDOWNS OR MORE:

BYU: 2012, C. Hoffman 5 at New Mexico State (W, 50-14)

### RECEIVING 50-69 YARD TOUCHDOWN:

BYU: 2024, 62, C. Roberts, at UCF (W, 37-24)  
BYU: 2024, 57, JJ Phillips, vs. SIU (W, 41-13)  
Opp: 2024, X. Guillory, 61 yards from S. Leavitt at ASU (L, 28-23)  
Opp: 2023, J. Noel 66 yards from R. Becht vs. Iowa State (L, 45-13)

### RECEIVING 70-79 YARD TOUCHDOWN:

BYU: 2020, D. Milne 78 at Houston (W, 43-26)  
Opp: 2023, X. White, 72, Texas Tech (W, 27-14)

### RECEIVING 80-YARD or more TOUCHDOWN:

BYU: 2015, M. Juergens 84 vs. Boise State (W, 35-24)  
Opp: 2022, D. Osborne, 80, Utah Tech (W, 52-26)

### RECEIVING THREE 100-YARD RECEIVERS:

BYU: 2007, M. Reed 132, A. Collie 121, D. Pitta 113, vs. Tulsa (L, 55-47)

### RECEIVING TWO 100-YARD RECEIVERS:

BYU: 2024, C. Roberts 108, D. Lassiter 103  
BYU: 2022, P. Nacua 141, K. Epps 125, vs. Arkansas (L, 52-35)  
BYU: 2021, G. Romney 119, P. Nacua 102 vs. USF (W, 24-16)  
Opp: 2022, D. Osborne, 138; J. Hobert, 100, Utah Tech (W, 52-26)

## INDIVIDUAL RUSHING

### RUSHING 20-29 CARRIES:

BYU: 2024, L.J. Martin 22, vs. Houston (W, 30-18)  
Opp: 2024, C. Skattabao, 28, at ASU (L, 28-23)

### RUSHING 30-34 CARRIES:

BYU: 2021, T. Allgeier 32 at Washington St. (W, 21-19)  
Opp: 2023, O. Gordon 34 at Oklahoma State (L 40-34)

### RUSHING 35 CARRIES OR MORE:

BYU: 1976, J. Blanc 36 vs. Wyoming (L, 29-34)  
Opp: 2003, J. Jones 35 at Notre Dame (L, 33-14)

### RUSHING 100-149 YARDS:

BYU: 2025, L.J. Martin 101, at ECU (W 34-13)  
BYU: 2025, L.J. Martin 110, Stanford (W 27-3)  
BYU: 2025, L.J. Martin 131, Portland State (W 69-0)  
BYU: 2024, L.J. Martin 101, at UCF (W, 37-24)  
BYU: 2024, L.J. Martin 120, vs. OKST (W, 38-35)  
Opp: 2024, C. Skattabao,



**RUSHING 3 TOUCHDOWNS:**

BYU: 2021, T. Allgeier 3 vs. UAB (Bowl) (L, 23-17)  
Opp: 2014, P. Lynch 3 vs. Memphis (L, 55-48 2OT)

**RUSHING 2 TD runs by a WR (or non-RB):**

BYU: 2024, K. Marion, 10 & 1 yards, at ASU (L, 28-23)

**RUSHING 50-69-YARD TOUCHDOWN:**

BYU: 2022, C. Brooks, 52 at USF (W, 50-21)  
Opp: 2024, O. Gordon 50 vs. OKST (W, 38-35)

**RUSHING 70-YARD TOUCHDOWN OR MORE:**

BYU: 2022, M. Davis 70, Wyoming (W, 38-24)  
BYU: 2022, P. Nacua, 75, at USF (W, 50-21)  
Opp: 2022, D. Hunter, 80, at Liberty (L, 41-14)

**TEAM DEFENSE****TACKLES 90-99:**

BYU: 2023, 92 vs. Cincinnati (W, 35-27)  
Opp: 2016, 93 at Cincinnati (W, 20-3)

**TACKLES 100 OR MORE:**

BYU: 2017, 107 at Mississippi State (L, 35-10)  
Opp: 2013, 117 at Houston (W, 47-46)

**TACKLES 3 WITH DOUBLE-DIGITS:**

BYU: 2023, M. Tooley 16, AJ Vongphachanh 10, H. Taggart 10 vs. Cincinnati (W, 35-27)  
Opp: 2017, A. Ramseur 12, D. Sutton 10, J. Williams 10 at ECU (L, 33-17)

**TACKLES 4 WITH DOUBLE-DIGITS:**

BYU: 2009, Denney 13, Johnson 11, Doman 11, Jorgensen 10 vs. Air Force (W, 38-21)  
Opp: 2013, Oliphant 16, Taylor 15, McDonald 13, Mathews 12, Stewart 10, McMillian 10 at HOU (W, 47-46)

**SACKS 5 OR MORE:**

BYU: 2020, 5 at Navy (W, 55-3)  
Opp: 2021, 5 at Baylor (L, 38-24)

**TURNOVERS CAUSED 4-5:**

BYU: 2024, 4 vs. Arizona (W, 41-19)  
BYU: 2023, 5 vs. Texas Tech (W, 27-14)  
Opp: 2019, 4 vs. No. 19 ASU (W, 27-17)  
Opp: 2019, 4 at SDSU (L, 13-3)

**TURNOVERS CAUSED 6 OR MORE:**

BYU: 2016, 6 at Utah (L, 19-20)  
Opp: 2017, 7 at Utah State (L, 40-24)

**INTERCEPTIONS 4 OR MORE:**

BYU: 2006, 4 vs. UNLV (W, 52-7)  
Opp: 2017, 4 vs. UMass (L, 16-10)

**INTERCEPTIONS by 12 or MORE Different Players:**

BYU: 2024, 12 players  
BYU 1987, 13 players (BYU record)

**FUMBLES RECOVERED 3-4:**

BYU: 2017, 4 vs. San Jose State (W, 41-20)  
Opp: 2014, 3 at Boise State (L, 21-16)

**FUMBLES RECOVERED 5 OR MORE:**

Opp: 2011, 6 vs. Utah (L, 54-10)

**FUMBLES FORCED 5 OR MORE:**

BYU: 2008, 5 vs. Northern Iowa (W, 41-17)  
Opp: 2011, 7 vs. Utah (L, 54-10)

**SCORED A DEFENSIVE TOUCHDOWN:**

BYU: 2025, INT, 4 yds (E. Johnson) at ECU (W, 34-13)  
BYU: 2024, INT, 21 yds (I. Glasker) vs. Arizona (W, 41-19)  
BYU: 2024, FR, 30 yds (T.Prassas) vs. K-State (W, 38-9)  
BYU: 2023, INT (E. Heckard) at Oklahoma State (L 40-34)  
Opp: 2023, INT, (B. Bowman) vs. No. 14 Oklahoma (L, 31-24)  
Opp: 2023, INT, (M. Bradford) at TCU (L, 44-11)

**SCORED TWO DEFENSIVE TOUCHDOWNS:**

BYU: 2016, 2 INT returns at Boise State (L, 27-27)  
Opp: 2023, FR & INT vs. Kansas (L, 38-27)

**RETURNED AN INT FOR A TOUCHDOWN:**

BYU: 2025, INT, 4 yds (E. Johnson) at ECU (W, 34-13)  
BYU: 2024, INT (I. Glasker, 21 yards) vs. Arizona (W, 41-19)  
BYU: 2023, INT(E. Heckard, 13 yards) at Oklahoma State (L 40-34),  
Opp: 2023, INT, (B. Bowman, 100yds) vs. No. 14 Oklahoma (L, 31-24)  
Opp: 2023, INT (M. Bradford, 35yds) at TCU (L, 44-11)

**RETURNED TWO INTS FOR TOUCHDOWNS:**

BYU: 2016, Fred Warner & Dayan Lake at Boise State (L, 28-27)  
Opp: 2019, F. Bernard & J. Blackmon vs. Utah (L, 30-12)

**FUMBLE RECOVERY/RETURN FOR TD:**

BYU: 2024, FR, 30 yds (T.Prassas) vs. K-State (W, 38-9)  
Opp: 2023, FR vs. Kansas (L, 38-27)

**SAFETY WAS SCORED:**

BYU: 2024, Stanford (W 27-3)  
Opp: 2022, vs. Notre Dame (L, 28-20)

**INDIVIDUAL DEFENSE****TACKLES 15 OR MORE:**

BYU: 2023, AJ Vongphachanh, 15 at Oklahoma State (L 40-34)  
Opp: 2021, M. Jackson, 16 Virginia. (W, 66-49)

**TACKLES FOR LOSS 4 OR MORE:**

BYU: 2015, B. Kaufusi 4 vs. Fresno State (W 52-10)  
Opp: 2014, T. Plummer 4.5 at UCF (L, 31-24)

**SACKS 2:**

BYU: 2025, J. Kelly, at ECU (W, 34-13)  
BYU: 2020, E. Tuioti-Mariner vs. N. Alabama (w, 66-14)  
Opp: 2019, A. Grier 2 at USF (L, 27-23)

**SACKS 3:**

BYU: 2020, T. Batty 3 vs. LA Tech (W, 45-14)  
Opp: 2014, M. Brown 3 at Texas (W, 41-7)

**SACKS 4 OR MORE:**

BYU: 1999, S. Gali 4 vs. New Mexico (W, 31-7)  
Opp: 2008, J. Hughes 4 vs. TCU (L, 32-7)

**INTERCEPTION RETURNED FOR A TD:**

BYU: 2025, INT, 4 yds (E. Johnson) at ECU (W, 34-13)  
BYU: 2024, I. Glasker vs. Arizona, 21 yds (W, 41-19)  
BYU: 2023, E. Heckard at Oklahoma State, 13 yards (L 40-34)  
Opp: 2023, B. Bowman vs. No. 14 Oklahoma, 100 yards (L, 31-24)  
Opp: 2023, M. Bradford at TCU, 35 yards (L, 44-11)

**INTERCEPTIONS 2:**

BYU: 2025, INT, 4 yds (E. Johnson) at ECU (W, 34-13)  
BYU: 2023, E. Heckard at Oklahoma State (L 40-34)  
Opp: 2019, K. Bethley vs Hawai'i (L, 38-34)

**INTERCEPTIONS on consecutive defensive snaps:**

BYU: 2025, 2, INT, including 4 yds pick-6 (E. Johnson) at ECU (W, 34-13)

**INTERCEPTIONS 3 OR MORE:**

BYU: 2015, K. Nacua vs. Boise State (W, 35-24)  
Opp: 2017, J. Davis at Utah State (L, 40-24)

**FUMBLE WAS RETURNED FOR A TD:**

BYU: 2024, FR, 30 yds (T.Prassas) vs. K-State (W, 38-9)  
Opp: 2023, C. Bryant at Kansas 22 yards (L, 38-27)

**FUMBLE FORCED 2:**

BYU: 2015, B. Kaufusi 2 at Missouri (L, 20-16)  
Opp: 2012, K. Smith 2 at San Jose State (L, 20-14)

**FUMBLE RECOVERIES 3 OR MORE:**

BYU: 2005, J. Luettgerodt at Wyoming (W, 35-21)

**SPECIAL TEAMS****SCORED 15 OR MORE POINTS KICKING:**

BYU: 2025, W. Ferrin 15, Portland State (W 69-0)  
BYU: 2013, J. Sorensen 16 vs. Texas (W, 40-21)  
Opp: 2024, I. Frye 15 vs. Uva (W, 41-33)

**FIELD GOAL 45-49 YARDS:**

BYU: 2024, W. Ferrin, 49, at ASU (L, 28-23)  
BYU: 2024, W. Ferrin, 49, at Wyoming (W 34-17)  
Opp: 2024, T. Loop, 47, vs. Arizona (W, 41-19)

**FIELD GOAL 50 YARDS OR MORE:**

BYU: 2025, W. Ferrin, Portland State, 56 yards (W 69-0)  
BYU: 2024, W. Ferrin, at Baylor, 54 yards (W, 34-28)  
BYU: 2024, W. Ferrin, vs. Southern Illinois, 50 yards (W, 41-13)  
BYU: 2024, W. Ferrin vs. Colorado, 51 yards (W, 36-14)  
BYU: 2024, W. Ferrin vs. Colorado, 54 yards (W 36-14)  
Opp: 2024, C. Rogers, 53, 52 at SMU (W, 18-15)

**FIELD GOAL 54 YARDS OR MORE:**

BYU: 2025, W. Ferrin, Portland State, 56 yards (W 69-0)  
BYU: 2024, W. Ferrin, at Baylor, 54 yards (W, 34-28)  
BYU: 2024, W. Ferrin, vs. Colorado, 54 yards (W 36-14)  
BYU: 2020, J. Oldroyd 54 yards vs. Troy (W, 48-7)

**FIELD GOAL BLOCK:**

BYU: 2025, J. Taumoepeau, Portland State (W 69-0)  
Opp: 2016, D. Grant, USF (vs. J. Smith, BYU) (W, 35-27)

**FIELD GOAL BLOCKED AND RET. FOR TOUCHDOWN:**

BYU: 2025, J. Kelly, Portland State (W69-0)  
BYU: 2001, R. Denney at SDSU (W, 59-21)

**FIELD GOALS 4 OR MORE CONVERTED:**

BYU: 2025, W. Ferrin, 4, Stanford (W 27-3)  
Opp: 2024, C. Rogers, 5 at SMU (W, 18-15)

**FIELD GOAL GAME-WINNING:**

BYU: 2024, W. Ferrin, 44, at Utah (W, 22-21)  
BYU: 2018, vs. Wisconsin (W, 24-21)  
Opp: 2022, vs. ECU (L, 27-24)

**CONVERTED FAKE FG:**

BYU: 2024, W. Ferrin, 8-yard run on 4&5, at UCF (W, 37-24)

**PAT 10 OR MORE CONVERTED:**

BYU: 2001, M. Payne 10 vs. Tulane (W, 70-35)  
2015, T. Samson 10 vs. Wagner (W, 70-6)

**BLOCKED A PAT:**

BYU: 2023, S. Moala at Oklahoma State (L 40-34)  
Opp: 2012, B. Yap vs. Hawaii (W, 47-0)

**TWO-POINT CONVERSION SUCCESSFUL:**

BYU: 2024, J. Retzlaff pass to D. Lassiter, at ASU (L, 28-23)  
BYU: 2023, K. Slovis pass to C. Roberts, at TCU (L, 44-11)  
Opp: 2023, A. Bowman pass to R. Owens, at Oklahoma St. (L 40-34)

**KICKOFF RETURN TEAM 150 YARDS OR MORE:**

BYU: 2011, 167 vs. TCU (L, 38-28)  
Opp: 2022, 239, at USF (W, 50-21)

**KICKOFF RETURN 100 TOTAL YARDS OR MORE:**

BYU: 2024, K. Marion, 131 on 3 returns at Utah (W, 22-21)  
BYU: 2024, K. Marion 116 on 2 returns at Wyoming (W, 34-14)  
Opp: 2022, B. Battie, 150, at USF (W, 50-21)

**KICKOFF RETURN 50-99 YARDS:**

BYU: 2024, T. Alfrey, 58, vs. Houston (W, 30-18)  
BYU: 2024, K. Marion, 96, at Utah (W, 22-21)  
BYU: 2016, A. Hifo 66 vs. Wyoming (W, 24-21)  
Opp: 2023, I. Sategna, 88, at Arkansas (W, 38-31)

**KICKOFF RETURN 100 YARDS:**

BYU: 2023, K. Marion at Wyoming (W, 34-14)  
BYU: 1990, J. Dye vs. UTEP (W, 40-18)

**KICKOFF RETURN FOR A TOUCHDOWN:**

BYU: 2024, T. Alfrey, 58, vs. Houston (W, 30-18)  
BYU: 2024, K. Marion, 96, at Utah (W, 22-21)  
BYU: 2024, K. Marion, 100, at Wyoming (W, 34-14)  
Opp: 2023, I. Sategna, 88, at Arkansas (W, 38-31)

**KICKOFF RETURN FOR A TD ON THE ROAD:**

BYU: 2024, K. Marion, 96, at Utah (W, 22-21)  
BYU: 2024, K. Marion, 100 yards, at Wyoming (W, 34-14)  
BYU: 1998, M. Rigell, 96 yards, at Hawaii (W, 31-9)

**INDIVIDUAL 3 KO RETURN TD IN SAME SEASON**

BYU: 2024, K. Marion, at Utah, at Wyoming (2024)  
1989, S. Corley, vs. Air Force (1989)  
\*Corley KR TDs happened in the same game

**INDIVIDUAL 3 KO RETURN TD IN SAME SEASON**

BYU 1961, 3 KO return TDs, Paul Allen, 88, 92, 93

**TEAM 3 KO RETURN TD IN SAME SEASON**

BYU: 2024, T. Alfrey, 58, K. Marion, 100, 96  
Prior... BYU 1961, 3 KO return TDs, Paul Allen, 88, 92, 93

**PUNT RETURN TEAM 100 YARDS OR MORE:**

BYU: 2024, 107 vs. Colorado (W 36-14)

**PUNT RETURN PLAY BY PLAYER OF 40 YARDS +:**

BYU: 2025, T. Bachmeier 44, Stanford (W 27-3)  
BYU: 2024, P. Kingston 90 (TD) vs. K-State (W, 38-9)  
BYU: 2024, P. Kingston 64 (TD) vs. Colorado (W 36-14)  
Opp: 2023, Xavier Worthey, 74 for TD, at No. 7 Texas (L, 35-6)

**PUNT RETURN FOR A TD:**

BYU: 2024, P. Kingston 90 (TD) vs. K-State (W, 38-9)  
BYU: 2024, P. Kingston 64 (TD) vs. Colorado (W, 36-14)  
BYU: 2013, J. Falslev vs. MTSU (W, 37-10)  
Opp: 2023, Xavier Worthey, 74 for TD, at No. 7 Texas (L, 35-6)

**PUNT WAS BLOCKED:**

BYU: 2022, by H. Taggart, vs. SUU (W, 41-10)  
Opp: 2015, by T. Hicks vs. ECU (W, 45-38)

**PUNT BLOCKED FOR A TOUCHDOWN:**

BYU: 2021, by K. Hill, Idaho State (W, 59-14)  
Opp: 2015, by T. Hicks (rec. by Y. Bowden for TD) vs. ECU (W, 45-38)

**PUNT 60-69 YARDS:**

BYU: 2023, R. Rehkow 65, at Oklahoma State (L 40-34)  
Opp: 2023, R. Sanborn 64, at No. 7 Texas (L, 35-6)

**PUNT 70-79 YARDS:**

BYU: 2024, S. Vander Haar, 70 at Baylor (W, 34-28)  
Opp: 2011, T. Campbell 73 at Ole Miss (W, 14-13)

**PUNT 80 YARDS OR MORE:**

BYU: 2021, R. Rehkow 83 vs. No. 19 ASU (W, 27-17)

**PUNT AVERAGE 50 OR MORE (min. 3):**

BYU: 2024, S. Vander Haar, 51.0 on 3 punts, at Baylor (W, 34-28)  
Opp: 2023, R. Sanborn 54.0 at No. 7 Texas (L, 35-6)

**DID NOT PUNT DURING ENTIRE GAME:**

BYU: 2015, vs. Wagner (W 70-6)

**CONVERTED FAKE PUNT:**

BYU: 2024, S. Vander Haar, 22-yard run on 4&10, at Baylor (W, 34-28)

**GENERAL****DEFEATED A RANKED OPPONENT:**

BYU: 2024, No. 17 Colorado (W, 36-14)  
BYU: 2024, No. 13 K-State (W, 38-9)  
BYU: 2022, No. 21/25 BYU vs. No. 9/8 Baylor (W, 26-20)  
Opp: 2024, No. 21 ASU over No. 14 BYU (L, 28-23)  
Opp: 2024, Kansas over No. 6 BYU (L, 17-13)

**DEFEATED A RANKED OPP (BEING UNRANKED):**

BYU: 2024, No. 13 K-State (W, 38-9)  
Opp: 2024, Kansas over No. 6 BYU (L, 17-13)

**WON SCORING W/10 SECONDS OR LESS:**

BYU: 2024, 4 seconds, 44-yd FG W. Ferrin, at Utah (W, 22-21)  
BYU: 2024, 10 seconds, 35-yd TD Retzlaff to Lassiter, OKST (W, 38-35)  
BYU: 2015, 0 seconds, 42-yd TD Mangum to Mathews, Neb (W, 33-28)

**THE LAST TIME OVERTIME WAS PLAYED:**

BYU: 2023, at Oklahoma State (L 40-34, 2 OT)

**TEAM WAS AHEAD AT HALF AND LOST:**

BYU: 2023, at Oklahoma State (Ahead 24-6 and lost 40-34 in 2 OT)  
Opp: 2024, at Utah (ahead 21-10 and lost 22-21)  
Opp: 2024, vs. OKST (ahead 21-14 and lost 38-35)  
Opp: 2024, at SMU (ahead 9-7 and lost 18-15)

**SHUTOUT BY OPPONENT IN FIRST HALF:**

BYU: 2023, at West Virginia (L, 37-7)  
Opp: 2025, Stanford (W 27-3)  
Opp: 2025, Portland State (W 69-0)

**SHUTOUT BY OPPONENT IN SECOND HALF:**

BYU: 2022, at Liberty, (L, 41-14)  
Opp: 2025, Portland State (W 69-0)  
Opp: 2024, at Utah (W 22-21)

**SHUTOUT BY OPPONENT:**

BYU: 2017, vs. LSU (L, 27-0)  
Opp: 2025, Portland State (W 69-0)

**PENALTIES 10 OR MORE:**

BYU: 2025: 10 (101 yards) at ECU (W, 34-13)  
BYU: 2024: 10 (67 yards) at Utah (W, 22-21)  
BYU: 2023: 10 (98 yards) at WWU (L, 37-7)  
BYU 2022, 11 (132 yds) vs. Utah Tech (W, 52-26)  
Opp: 2025, 11 (76 yds) at ECU (W, 34-13)  
Opp: 2024: 10 (90 yards) at Utah (W, 22-21)  
Opp: 2023, 10 (78 yards) at WWU (L, 37-7)

**PENALTIES BOTH TEAMS 10 OR MORE:**

BYU: 2025: 10 (101 yards) at ECU (W, 34-13)  
Opp: 2025, 11 (76 yds) at ECU (W, 34-13)

**PENALTY YARDS 100 OR MORE:**

BYU: 2025: 101 yards) at ECU (W, 34-13)  
BYU: 2022, 132 yds, vs. Utah Tech (W, 52-26)  
Opp: 2023, 14 for 125 at Arkansas (W, 38-31)

**PENALTIES 1 OR LESS:**

BYU: 2022, vs. Notre Dame, 1 (5 yards), (L, 28-20)  
Opp: 2022, OKST, 1 (5 yards), W, 38-35)  
Opp: 2022, vs. Notre Dame, 1 (10 yards), (L, 28-20)

**NO TURNOVERS:**

BYU: 2025, Stanford (W 27-3)  
Opp: 2022, Baylor vs. No. 21/25 BYU (W, 26-20)

**4 OR MORE TURNOVERS:**

BYU: 2021, 4, Boise St. (L, 26-17)  
OPP: 2023, 5, Texas Tech (L, 27-14)

**TIME OF POSSESSION 40 MINUTES OR MORE:**

BYU: 2024, 40:28 at UCF (W, 37-24)  
BYU: 2020, 40:07 vs. Troy (W, 48-7)  
Opp: 2022, 40:55 vs. Notre Dame (L, 28-20)

**MULTIPLE PUNT RET FOR TD ALLOWED/SEASON**





	PSU	BYU
Score	0	69
FIRST DOWNS	3	28
RUSHES-YARDS (NET)	24--5	48-468
PASSING-YARDS (NET)	56	138
Passes Att-Comp-Int	20-10-0	18-12-0
TOTAL OFFENSE PLAYS-YARDS	44-51	66-606
Fumble Returns-Yards	1-0	1-0
Punt Returns-Yards	0-0	7-103
Kickoff Returns-Yards	2-17	0-0
Interception Returns-Yards	0-0	0-0
Punts (Number-Avg)	10-42.5	1-48.0
Fumbles-Lost	2-1	1-1
Penalties-Yards	4-20	5-55
Possession Time	25:38	34:22
Third-Down Conversions	1-13	6-10
Fourth-Down Conversions	0-0	1-1
Red-Zone Scores-Chances	0-0	6-6

Portland St.

Rushing	No.	Gain	Loss	Net	TD	Lg	Avg
J.Badolato-Birdsell	12	34	6	28	0	18	2.3
T.Smith	2	2	0	2	0	2	1
M.Avery	2	0	1	-1	0	0	-0.5

Passing	C-A-I	Yds	TD	Long	Sack
C.Jordan	8-14-0	58	0	20	2
T.Smith	2-6-0	-2	0	0	0

Receiving	No.	Yards	TD	Long	Tgt	YAC
M.Avery	3	11	0	7	4	1
B.Alvarez	2	10	0	6	3	7
K.Ingman	1	20	0	20	2	18
A.Miller	1	9	0	9	3	2

Punting	No.	Yds	Avg	Long	In20	TB
T.Johnson	10	425	42.5	63	3	0

Punt Returns	No.	Yards	TD	Long
--------------	-----	-------	----	------

Kick Returns	No.	Yards	TD	Long
C.Newman	2	17	0	18

Tackles	UA-A	Total	Sacks	TFL
I.Green	5-10	15	0	0
J.Roberts	2-8	10	0	0
J.Helmstetler	2-7	9	0	0

BYU

Rushing	No.	Gain	Loss	Net	TD	Lg	Avg
L.Martin	8	131	0	131	0	49	16.4
C.Hagen	2	57	0	57	1	57	28.5
J.Damuni	7	44	0	44	0	12	6.3

Passing	C-A-I	Yds	TD	Long	Sack
B.Bachmeier	7-11-0	97	3	25	0
T.Bourguet	1-2-0	8	0	8	0
M.Hillstead	4-5-0	33	0	13	0

Receiving	No.	Yards	TD	Long	Tgt	YAC
C.Ryan	2	47	1	25	2	14
C.Hagen	2	35	0	24	3	15
J.Damuni	2	14	0	13	2	14
L.Martin	1	12	0	12	1	12

Punting	No.	Yds	Avg	Long	In20	TB
S.Vander Haar	1	48	48.0	48	0	0

Punt Returns	No.	Yards	TD	Long
P.Kingston	4	54	0	31
C.DeVries	1	42	0	42
C.Ryan	1	14	0	14
T.Bachmeier	1	-7	0	0

Kick Returns	No.	Yards	TD	Long
--------------	-----	-------	----	------

Tackles	UA-A	Total	Sacks	TFL
T.Alfrey	3-0	3	0	1
I.Glasker	2-1	3	0	1.5
A.Purcell	1-2	3	1	1

Qtr	Time	Scoring Play	V-H
1st	03:58	BYU - J.Kelly 54 yd TD BLKF (PAT KICK by W.Ferrin GOOD) ,	-7
1st	00:00	BYU - C.Roberts 4 yd TD PASS from B.Bachmeier (PAT KICK by W.Ferrin GOOD) , 4-56 2:23	-14
2nd	09:52	BYU - N.Moeaki 5 yd TD PASS from B.Bachmeier (PAT KICK by W.Ferrin GOOD) , 7-48 2:55	-21
2nd	06:53	BYU - C.Hagen 57 yd TD RUSH (PAT KICK by W.Ferrin GOOD) , 4-84 1:53	-28
2nd	06:15	BYU - B.Bachmeier 4 yd TD RUSH (PAT KICK by W.Ferrin GOOD) , 2-6 0:25	-35
2nd	03:35	BYU - C.Ryan 22 yd TD PASS from B.Bachmeier (PAT KICK by W.Ferrin GOOD) , 4-91 1:24	-42
2nd	00:49	BYU - B.Bachmeier 12 yd TD RUSH (PAT KICK by W.Ferrin GOOD) , 4-58 1:05	-49
3rd	06:33	BYU - W.Ferrin 25 yd FG , 15-68 8:27	0-52
3rd	02:09	BYU - W.Ferrin 56 yd FG , 6-12 3:11	0-55
4th	14:51	BYU - D.McKenzie 41 yd TD RUSH (PAT KICK by W.Ferrin GOOD) , 2-53 0:13	-62
4th	01:55	BYU - C.Miska 5 yd TD RUSH (PAT KICK by W.Ferrin GOOD) , 15-79 10:21	-69



	CAR	BYU
Score	3	27
FIRST DOWNS	12	18
RUSHES-YARDS (NET)	24-19	41-157
PASSING-YARDS (NET)	142	175
Passes Att-Comp-Int	32-17-2	27-17-0
TOTAL OFFENSE PLAYS-YARDS	56-161	68-332
Fumble Returns-Yards	0-0	1-0
Punt Returns-Yards	0-0	3-61
Kickoff Returns-Yards	2-39	1-44
Interception Returns-Yards	0-0	2-50
Punts (Number-Avg)	5-43.2	3-43.7
Fumbles-Lost	2-1	1-0
Penalties-Yards	6-45	4-35
Possession Time	25:04	34:56
Third-Down Conversions	2-13	5-15
Fourth-Down Conversions	2-3	1-2
Red-Zone Scores-Chances	1-1	6-6

Stanford

Rushing	No.	Gain	Loss	Net	TD	Lg	Avg
M.Ford	12	28	7	21	0	9	1.8
T.Altahir	6	25	5	20	0	9	3.3
S.Irvin	1	1	0	1	0	1	1

Passing	C-A-I	Yds	TD	Long	Sack
B.Gulbranson	17-32-2	142	0	26	3

Receiving	No.	Yards	TD	Long	Tgt	YAC
B.Farrell	5	68	0	26	6	18
C.Williams	4	31	0	13	9	7
C.High	3	29	0	26	4	14
M.Brown	2	2	0	3	3	0

Punting	No.	Yds	Avg	Long	In20	TB
A.Flintoft	5	216	43.2	54	1	0

Punt Returns	No.	Yards	TD	Long
--------------	-----	-------	----	------

Kick Returns	No.	Yards	TD	Long
L.Thorpe	2	39	0	21

Tackles	UA-A	Total	Sacks	TFL
C.Wright	4-3	7	0	0
M.Rose	4-3	7	0	0
T.Tafiti	4-2	6	1	2

BYU

Rushing	No.	Gain	Loss	Net	TD	Lg	Avg
L.Martin	18	110	0	110	0	47	6.1
S.Moa	7	29	0	29	1	8	4.1
B.Bachmeier	12	26	19	7	1	9	0.6

Passing	C-A-I	Yds	TD	Long	Sack
B.Bachmeier	17-27-0	175	0	41	3

Receiving	No.	Yards	TD	Long	Tgt	YAC
C.Roberts	5	84	0	41	7	15
C.Ryan	3	36	0	25	3	18
J.Phillips	3	30	0	21	7	-4
P.Kingston	3	7	0	6	6	12

Punting	No.	Yds	Avg	Long	In20	TB
S.Vander Haar	3	131	43.7	48	3	0

Punt Returns	No.	Yards	TD	Long
T.Bachmeier	1	44	0	44
P.Kingston	2	17	0	9

Kick Returns	No.	Yards	TD	Long
C.Hagen	1	44	0	44

Tackles	UA-A	Total	Sacks	TFL
L.Lutui	2-4	6	0	1.5
F.Satuala	2-2	4	0	1
I.Glasker	3-1	4	1	1

Qtr	Time	Scoring Play	V-H
1st	03:25	BYU - B.Bachmeier 3 yd TD RUSH (PAT RUSH by C.Ryan FAILED) , 6-85 3:16	0-6
2nd	14:56	BYU - W.Ferrin 36 yd FG , 4-1 2:03	0-9
2nd	10:52	BYU - W.Ferrin 30 yd FG , 5--7 1:59	0-12
2nd	05:14	BYU - 0 yd SAF ,	0-14
3rd	08:56	BYU - W.Ferrin 21 yd FG , 13-72 6:04	0-17
3rd	03:36	BYU - S.Moa 8 yd TD RUSH (PAT KICK by W.Ferrin GOOD) , 5-43 2:21	-24
4th	10:31	CAR - E.Kenney 26 yd FG , 15-67 8:05	3-24
4th	06:33	BYU - W.Ferrin 23 yd FG , 8-69 3:58	3-27

Quickie Stats  
BYU vs. East Carolina (Final)  
09/20/2025 at Greenville, North Carolina



	BYU	ECU
Score	34	13
FIRST DOWNS	20	24
RUSHES-YARDS (NET)	34-172	35-119
PASSING-YARDS (NET)	246	285
Passes Att-Comp-Int	26-18-0	42-25-2
TOTAL OFFENSE PLAYS-YARDS	60-418	77-404
Fumble Returns-Yards	0-0	0-0
Punt Returns-Yards	1-12	1--11
Kickoff Returns-Yards	3-76	4-81
Interception Returns-Yards	2-4	0-0
Punts (Number-Avg)	4-43.5	4-41.8
Fumbles-Lost	0-0	2-0
Penalties-Yards	10-102	11-76
Possession Time	31:39	28:21
Third-Down Conversions	7-14	6-15
Fourth-Down Conversions	0-1	1-3
Red-Zone Scores-Chances	3-4	3-5

BYU

Rushing	No.	Gain	Loss	Net	TD	Lg	Avg
L.Martin	14	113	12	101	1	41	7.2
S.Moa	7	28	0	28	0	8	4
B.Bachmeier	5	32	6	26	1	16	5.2

Passing	C-A-I	Yds	TD	Long	Sack
B.Bachmeier	18-25-0	246	1	40	0
P.Kingston	0-1-0	0	0	0	0

Receiving	No.	Yards	TD	Long	Tgt	YAC
C.Roberts	5	97	0	40	8	55
P.Kingston	5	55	0	19	7	20
C.Ryan	4	63	1	24	6	46
S.Moa	3	24	0	10	3	13

Punting	No.	Yds	Avg	Long	In20	TB
S.Vander Haar	4	174	43.5	49	2	0

Punt Returns	No.	Yards	TD	Long
T.Bachmeier	1	12	0	12

Kick Returns	No.	Yards	TD	Long
C.Hagen	2	41	0	21
S.Moa	1	35	0	35

Tackles	UA-A	Total	Sacks	TFL
R.Damuni	6-2	8	0	0
J.Kelly	4-3	7	2	2
L.Lutui	1-6	7	0	0.5

East Carolina

Rushing	No.	Gain	Loss	Net	TD	Lg	Avg
L.Montgomery	6	43	0	43	0	33	7.2
M.Gunn Jr.	6	35	0	35	0	13	5.8
P.Jenkins	9	27	3	24	0	13	2.7

Passing	C-A-I	Yds	TD	Long	Sack
K.Houser	25-42-2	285	0	38	2

Receiving	No.	Yards	TD	Long	Tgt	YAC
Y.Smith	9	146	0	38	10	45
B.Spalding	6	64	0	14	8	7
P.Jenkins	4	12	0	8	5	31
A.Smith	2	24	0	15	9	13

Punting	No.	Yds	Avg	Long	In20	TB
R.Leavy	4	167	41.8	50	1	0

Punt Returns	No.	Yards	TD	Long
K.Pearson	1	-11	0	0

Kick Returns	No.	Yards	TD	Long
L.Montgomery	3	68	0	53
P.Jenkins	1	13	0	13

Tackles	UA-A	Total	Sacks	TFL
K.McKinley	1-8	9	0	0.5
D.Wilson	2-5	7	0	1
J.Riddle	2-4	6	0	0

Qtr	Time	Scoring Play	V-H
1st	09:58	BYU - W.Ferrin 40 yd FG , 8-38 3:44	3-0
1st	00:18	ECU - N.Mazzie 36 yd FG , 5-36 1:35	3-3
2nd	10:50	BYU - W.Ferrin 23 yd FG , 9-74 4:18	6-3
2nd	00:56	BYU - E.Johnson 4 yd TD INT RETURN (PAT KICK by W.Ferrin GOOD) ,	13-3
3rd	06:33	BYU - C.Ryan 20 yd TD PASS from B.Bachmeier (PAT KICK by W.Ferrin GOOD) , 2-47 0:49	20-3
3rd	02:27	ECU - N.Mazzie 25 yd FG , 14-68 4:06	20-6
4th	12:29	BYU - B.Bachmeier 16 yd TD RUSH (PAT KICK by W.Ferrin GOOD) , 8-52 4:51	27-6
4th	08:11	ECU - K.Houser 2 yd TD RUSH (PAT KICK by N.Mazzie GOOD) , 12-97 4:18	27-13
4th	03:44	BYU - L.Martin 41 yd TD RUSH , 9-75 4:27	33-13





2025-26 BYU Football  
Game Results  
All games

Page 1/1  
as of Sep 24, 2025

Team Results

Date	Opponent		Score	Overall	Conf	Time	Attend
08/30/2025	Portland St.	W	69-0	1-0	0-0	3:05	64494
09/06/2025	Stanford	W	27-3	2-0	0-0	3:09	64692
09/20/2025	at East Carolina	W	34-13	3-0	0-0	3:34	47213



2025-26 BYU Football  
Overall Team Statistics  
All games

Page 1/2  
as of Sep 24, 2025

Team Statistics

	BYU	OPP
<b>Scoring</b>	<b>130</b>	<b>16</b>
Points per game	43.3	5.3
Points Off Turnovers	17	0
<b>First Downs</b>	<b>66</b>	<b>39</b>
Rushing	39	13
Passing	23	22
Penalty	4	4
<b>Rushing Yardage</b>	<b>797</b>	<b>133</b>
Yards gained rushing	842	244
Yards lost rushing	45	111
Rushing attempts	123	83
Average per rush	6.5	1.6
Average per game	265.7	44.3
TDs Rushing	9	1
<b>Passing Yardage</b>	<b>559</b>	<b>483</b>
Comp-Att-Int	47-71-0	52-94-4
Average per pass	7.9	5.1
Average per catch	11.9	9.3
Average per game	186.3	161.0
TDs Passing	4	0
<b>Total offense</b>	<b>1356</b>	<b>616</b>
Total plays	194	177
Average per play	7.0	3.5
Average per game	452.0	205.3
<b>Kick returns: #-Yards</b>	<b>4-120</b>	<b>8-137</b>
<b>Punt returns: #-Yards</b>	<b>11-138</b>	<b>1--11</b>
<b>Int returns: #-Yards</b>	<b>4-65</b>	<b>0-0</b>
<b>Kick return average</b>	<b>30.0</b>	<b>17.1</b>
<b>Punt return average</b>	<b>12.5</b>	<b>-11.0</b>
<b>Int return average</b>	<b>16.3</b>	<b>0.0</b>
<b>Fumbles-Lost</b>	<b>2-1</b>	<b>6-2</b>
<b>Penalties-Yards</b>	<b>19-191</b>	<b>21-141</b>
Average per game	63.7	47.0
<b>Punts-Yards</b>	<b>8-353</b>	<b>19-808</b>
Average per punt	44.1	42.5
Net punt average	45.5	35.8
<b>Kickoffs-Yards</b>	<b>26-1643</b>	<b>8-509</b>
Average per kick	63.2	63.6
Net kick average	41.1	36.1
<b>Time of possession / game</b>	<b>33:39</b>	<b>26:21</b>
<b>3rd-down conversion</b>	<b>18/38</b>	<b>9/41</b>
3rd-down pct	47%	22%
<b>4th-down conversion</b>	<b>2/4</b>	<b>3/6</b>



2025-26 BYU Football  
Overall Team Statistics  
All games

Page 2/2  
as of Sep 24, 2025

	BYU	OPP
4th-down pct	50%	50%
<b>Sacks by-Yards</b>	<b>7-61</b>	<b>4-20</b>
<b>Misc Yards</b>	<b>0</b>	<b>0</b>
<b>Touchdowns scored</b>	<b>15</b>	<b>1</b>
<b>Field goals - attempts</b>	<b>8-8</b>	<b>3-4</b>
<b>On-Side kicks</b>	<b>0-0</b>	<b>0-0</b>
<b>Red-zone scores</b>	<b>(15-16) 94%</b>	<b>(4-6) 67%</b>
<b>Red-zone touchdowns</b>	<b>(9-16) 56%</b>	<b>(1-6) 17%</b>
<b>PAT-attempts</b>	<b>(14-14) 100%</b>	<b>(1-1) 100%</b>
<b>2-point conversion-attempts</b>	<b>(0-1) 0%</b>	<b>(0-0) 0%</b>
<b>Attendance</b>	<b>129186</b>	<b>47213</b>
Games / Avg per game	2/64593	1/47213
Neutral site games	-	0/0

Score by Periods

Team	1st	2nd	3rd	4th	OT	TOT
BYU	23	53	23	31	0	130
Opponents	3	0	3	10	0	16





**2025-26 BYU Football**  
**Overall Defense Statistics**  
**All games**

Page 1/1  
as of Sep 24, 2025

**Team Defense**

##	Player	gp	Tackles				Sacks	Pass defense			Fumbles		blkd	
			ua	a	tot	tfl/yds		int-yds	brup	qbh	fr-yds	ff	kick	saf
7	Logan Lutui	3	5	10	15	3-11	.	.	1	.	.	.	.	.
17	Jack Kelly	3	9	4	13	4.5-31	3-29	.	.	2	.	1	.	.
16	Isaiah Glasker	3	9	4	13	4.5-15	1-9	.	1	2	.	1	.	.
3	Raider Damuni	3	6	6	12	.	.	1-26	.	1	.	.	.	.
55	John Taumoepeau	3	2	7	9	0.5-2	.	.	1	.	1-0	.	1	.
0	Evan Johnson	3	7	2	9	.	.	2-15	1	.	.	.	.	.
54	Siale Esera	3	3	6	9	0.5-1	.	.	.	1	.	.	.	.
57	Keanu Tanuvasa	3	3	5	8	1-8	1-8	.	.	1	.	.	.	.
28	Tanner Wall	3	5	2	7	.	.	.	.	.	.	.	.	.
1	Therrian Alexander	3	5	2	7	.	.	.	1	2	.	.	.	.
11	Faletau Satuala	3	4	3	7	1.5-6	.	1-24	.	.	.	1	.	.
4	Mory Bamba	3	6	.	6	1-4	.	.	.	.	.	.	.	.
21	Miles Hall	3	3	2	5	1-1	.	.	.	.	.	.	.	.
48	Bodie Schoonover	3	2	2	4	.	.	.	1	1	.	.	.	.
45	Viliami Po'uha	3	.	4	4	0.5-0	.	.	.	.	1-0	.	.	.
22	Tommy Prassas	3	3	1	4	.	.	.	.	1	.	.	.	.
18	Ace Kaufusi	3	2	1	3	1-1	.	.	1	2	.	.	.	.
94	Anisi Purcell	3	1	2	3	1-6	1-6	.	.	.	.	.	.	.
20	Cannon DeVries	3	1	2	3	0.5-1	.	.	.	.	.	.	.	.
25	Talan Alfrey	3	3	.	3	1-1	.	.	.	.	.	.	.	.
97	Kinilau Fonohema	2	2	1	3	.	.	.	.	.	.	.	.	.
90	Hunter Clegg	3	1	1	2	.	.	.	.	.	.	.	.	.
10	Orion Maile-Kaufusi	3	1	1	2	.	.	.	.	.	.	.	.	.
44	Ephraim Asiata	3	.	2	2	.	.	.	.	.	.	.	.	.
33	Choe Bryant-Strother	1	2	.	2	1-9	1-9	.	.	.	.	.	.	.
34	Maika Kaufusi	1	1	.	1	.	.	.	.	.	.	.	.	.
29	Jayden Dunlap	2	1	.	1	.	.	.	.	.	.	.	.	.
15	Tayvion Beasley	2	.	1	1	.	.	.	.	.	.	.	.	.
24	Payton VanSteenkiste	2	1	.	1	.	.	.	.	.	.	.	.	.
83	Will Zundell	3	1	.	1	.	.	.	.	.	.	.	.	.
30	Max Alford	3	.	1	1	0.5-1	.	.	.	.	.	.	.	.
<b>Totals</b>		<b>3</b>	<b>89</b>	<b>72</b>	<b>161</b>	<b>23-98</b>	<b>7-61</b>	<b>4-65</b>	<b>7</b>	<b>13</b>	<b>2-0</b>	<b>3</b>	<b>1</b>	<b>1</b>
Opponents		3	102	126	228	14-56	4-20	0-0	6	2	1-0	1	0	0



2025-26 BYU Football  
Individual Statistics  
All games

Page 1/3  
as of Sep 24, 2025

### Rushing

Player	gp	att	gain	loss	net	avg	td	lg	avg/g
LJ Martin	3	40	354	12	342	8.6	1	49	114.0
Sione Moa	3	17	90	0	90	5.3	1	19	30.0
Bear Bachmeier	3	22	90	25	65	3.0	4	16	21.7
Cody Hagen	3	5	67	6	61	12.2	1	57	20.3
Jovesa Damuni	2	8	50	0	50	6.3	0	12	25.0
Dominique McKenzie	3	1	41	0	41	41.0	1	41	13.7
Lucky Finau	1	8	32	0	32	4.0	0	6	32.0
McCae Hillstead	2	3	26	0	26	8.7	0	13	13.0
Parker Kingston	3	5	25	0	25	5.0	0	8	8.3
Treyson Bourguet	1	1	21	0	21	21.0	0	21	21.0
Charles Miska	2	6	14	0	14	2.3	1	5	7.0
Trey Roberts	1	1	7	0	7	7.0	0	7	7.0
Enoch Nawahine	1	3	6	1	5	1.7	0	5	5.0
Tiger Bachmeier	3	1	2	0	2	2.0	0	2	0.7
Team	3	2	17	1	16	8.0	0	0	5.3
<b>Total</b>	<b>3</b>	<b>123</b>	<b>842</b>	<b>45</b>	<b>797</b>	<b>6.5</b>	<b>9</b>	<b>57</b>	<b>265.7</b>
<b>Opponents</b>	<b>3</b>	<b>83</b>	<b>244</b>	<b>111</b>	<b>133</b>	<b>1.6</b>	<b>1</b>	<b>33</b>	<b>44.3</b>

### Passing

Player	gp	effic	comp-att-int	pct	yds	td	lg	avg/g
Bear Bachmeier	3	156.7	42-63-0	66.7	518	4	41	172.7
McCae Hillstead	2	135.4	4-5-0	80.0	33	0	13	16.5
Treyson Bourguet	1	83.6	1-2-0	50.0	8	0	8	8.0
Parker Kingston	3	0.0	0-1-0	0.0	0	0	0	0.0
<b>Total</b>	<b>3</b>	<b>150.9</b>	<b>47-71-0</b>	<b>66.2</b>	<b>559</b>	<b>4</b>	<b>41</b>	<b>186.3</b>
<b>Opponents</b>	<b>3</b>	<b>90.0</b>	<b>52-94-4</b>	<b>55.3</b>	<b>483</b>	<b>0</b>	<b>38</b>	<b>161.0</b>

### Receiving

Player	gp	no.	yds	avg	td	lg	avg/g
Chase Roberts	3	11	185	16.8	1	41	61.7
Carsen Ryan	3	9	146	16.2	2	25	48.7
Parker Kingston	3	9	67	7.4	0	19	22.3
Sione Moa	3	5	34	6.8	0	17	11.3
Jojo Phillips	3	3	30	10.0	0	21	10.0
Cody Hagen	3	3	42	14.0	0	24	14.0
LJ Martin	3	2	20	10.0	0	12	6.7
Jovesa Damuni	2	2	14	7.0	0	13	7.0
Tiger Bachmeier	3	1	8	8.0	0	8	2.7
Noah Moeaki	3	1	5	5.0	1	5	1.7
Rowan Reay	3	1	8	8.0	0	8	2.7
<b>Total</b>	<b>3</b>	<b>47</b>	<b>559</b>	<b>11.9</b>	<b>4</b>	<b>41</b>	<b>186.3</b>
<b>Opponents</b>	<b>3</b>	<b>52</b>	<b>483</b>	<b>9.3</b>	<b>0</b>	<b>38</b>	<b>161.0</b>

### Punt Returns

Player	no.	yds	avg	td	lg
Parker Kingston	6	71	11.8	0	31
Tiger Bachmeier	3	49	16.3	0	44
Carsen Ryan	1	14	14.0	0	14
Cannon DeVries	1	4	4.0	0	4
<b>Total</b>	<b>11</b>	<b>138</b>	<b>12.5</b>	<b>0</b>	<b>44</b>
<b>Opponents</b>	<b>1</b>	<b>-11</b>	<b>-11.0</b>	<b>0</b>	<b>0</b>

### Interceptions

Player	no.	yds	avg	td	lg
Evan Johnson	2	15	7.5	1	11
Raider Damuni	1	26	26.0	0	26
Faletau Satuala	1	24	24.0	0	24
<b>Total</b>	<b>4</b>	<b>65</b>	<b>16.3</b>	<b>1</b>	<b>26</b>
<b>Opponents</b>	<b>0</b>	<b>0</b>	<b>0.0</b>	<b>0</b>	<b>0</b>

### Kick Returns

Player	no.	yds	avg	td	lg
Cody Hagen	3	85	28.3	0	44
Sione Moa	1	35	35.0	0	35
<b>Total</b>	<b>4</b>	<b>120</b>	<b>30.0</b>	<b>0</b>	<b>44</b>
<b>Opponents</b>	<b>8</b>	<b>137</b>	<b>17.1</b>	<b>0</b>	<b>53</b>

### Fumbles Recovered

Player	no.	yds	avg	td	lg
Viliani Po'uha	1	0	0.0	0	0
John Taumoepeau	1	0	0.0	0	0
<b>Total</b>	<b>2</b>	<b>0</b>	<b>0.0</b>	<b>0</b>	<b>0</b>
<b>Opponents</b>	<b>1</b>	<b>0</b>	<b>0.0</b>	<b>0</b>	<b>0</b>



2025-26 BYU Football  
Individual Statistics  
All games

Page 2/3  
as of Sep 24, 2025

### Scoring

Player	td	fg	PAT						pts
			kick	rush	rcv	pass	dxp	saf	
Will Ferrin	-	8-8	14-14	-	-	-	-	-	38
Bear Bachmeier	4	-	-	-	-	-	-	-	24
Carsen Ryan	2	-	-	-	-	-	-	-	12
Jack Kelly	1	-	-	-	-	-	-	-	6
Chase Roberts	1	-	-	-	-	-	-	-	6
Evan Johnson	1	-	-	-	-	-	-	-	6
LJ Martin	1	-	-	-	-	-	-	-	6
Cody Hagen	1	-	-	-	-	-	-	-	6
Dominique McKenzie	1	-	-	-	-	-	-	-	6
Sione Moa	1	-	-	-	-	-	-	-	6
Noah Moeaki	1	-	-	-	-	-	-	-	6
Charles Miska	1	-	-	-	-	-	-	-	6
<b>Total</b>	<b>15</b>	<b>8-8</b>	<b>14-14</b>	<b>0</b>	<b>0</b>	<b>0</b>	<b>0</b>	<b>1</b>	<b>130</b>
<b>Opponents</b>	<b>1</b>	<b>3-4</b>	<b>1-1</b>	<b>0</b>	<b>0</b>	<b>0</b>	<b>0</b>	<b>0</b>	<b>16</b>

### Field Goals

Player	fg	pct.	01-19	20-29	30-39	40-49	50-99	lg	blk
Will Ferrin	8-8	100.0	0-0	4-4	2-2	1-1	1-1	56	0
<b>Opponents</b>	<b>3-4</b>	<b>75.0</b>	<b>0-0</b>	<b>2-2</b>	<b>1-1</b>	<b>0-0</b>	<b>0-1</b>	<b>36</b>	<b>1</b>

### FG Sequence

Team Name	BYU	Opponents
Portland St.	(25),(56)	57
Stanford	(36),(30),(21),(23)	(26)
East Carolina	(40),(23)	(36),(25)

Numbers in (parentheses) indicate field goal was made

### Total Offense

Player	g	plays	rush	pass	total	avg/g
Bear Bachmeier	3	85	65	518	583	194.3
LJ Martin	3	40	342	0	342	114.0
Sione Moa	3	17	90	0	90	30.0
Cody Hagen	3	5	61	0	61	20.3
McCae Hillstead	2	8	26	33	59	29.5
Jovesa Damuni	2	8	50	0	50	25.0
Dominique McKenzie	3	1	41	0	41	13.7
Lucky Finau	1	8	32	0	32	32.0
Treyson Bourguet	1	3	21	8	29	29.0
Parker Kingston	3	6	25	0	25	8.3
Charles Miska	2	6	14	0	14	7.0
Trey Roberts	1	1	7	0	7	7.0
Enoch Nawahine	1	3	5	0	5	5.0
Tiger Bachmeier	3	1	2	0	2	0.7
Team	3	0	16	0	16	5.3
<b>Total</b>	<b>3</b>	<b>194</b>	<b>797</b>	<b>559</b>	<b>1356</b>	<b>452.0</b>
<b>Opponents</b>	<b>3</b>	<b>177</b>	<b>133</b>	<b>483</b>	<b>616</b>	<b>205.3</b>

### Punting

Player	no.	yds	avg	lg	tb	fc	i20	50+	blk
Sam Vander Haar	8	353	44.1	49	0	4	5	0	0
<b>Total</b>	<b>8</b>	<b>353</b>	<b>44.1</b>	<b>49</b>	<b>0</b>	<b>4</b>	<b>5</b>	<b>0</b>	<b>0</b>
<b>Opponents</b>	<b>19</b>	<b>808</b>	<b>42.5</b>	<b>63</b>	<b>0</b>	<b>2</b>	<b>5</b>	<b>5</b>	<b>0</b>

### Kickoffs

Player	no.	yds	avg	tb	ob	retn	net	ydln
Will Ferrin	23	1448	63.0	9	0			
Matthias Dunn	3	195	65.0	3	0			
<b>Total</b>	<b>26</b>	<b>1643</b>	<b>63.2</b>	<b>12</b>	<b>0</b>	<b>8</b>	<b>41.1</b>	<b>23</b>
<b>Opponents</b>	<b>8</b>	<b>509</b>	<b>63.6</b>	<b>4</b>	<b>0</b>	<b>4</b>	<b>36.1</b>	<b>28</b>



2025-26 BYU Football  
Individual Statistics  
All games

Page 3/3  
as of Sep 24, 2025

All Purpose

Player	g	rush	rcv	pr	kr	ir	total	avg/g
LJ Martin	3	342	20	0	0	0	362	120.7
Cody Hagen	3	61	42	0	85	0	188	62.7
Chase Roberts	3	0	185	0	0	0	185	61.7
Parker Kingston	3	25	67	71	0	0	163	54.3
Carsen Ryan	3	0	146	14	0	0	160	53.3
Sione Moa	3	90	34	0	35	0	159	53.0
Bear Bachmeier	3	65	0	0	0	0	65	21.7
Jovesa Damuni	2	50	14	0	0	0	64	32.0
Tiger Bachmeier	3	2	8	49	0	0	59	19.7
Dominique McKenzie	3	41	0	0	0	0	41	13.7
Lucky Finau	1	32	0	0	0	0	32	32.0
Jojo Phillips	3	0	30	0	0	0	30	10.0
McCae Hillstead	2	26	0	0	0	0	26	13.0
Raider Damuni	3	0	0	0	0	26	26	8.7
Faletau Satuala	3	0	0	0	0	24	24	8.0
Treyson Bourguet	1	21	0	0	0	0	21	21.0
Evan Johnson	3	0	0	0	0	15	15	5.0
Charles Miska	2	14	0	0	0	0	14	7.0
Rowan Reay	3	0	8	0	0	0	8	2.7
Trey Roberts	1	7	0	0	0	0	7	7.0
Enoch Nawahine	1	5	0	0	0	0	5	5.0
Noah Moeaki	3	0	5	0	0	0	5	1.7
Cannon DeVries	3	0	0	4	0	0	4	1.3
Team	3	16	0	0	0	0	16	5.3
<b>Total</b>	<b>3</b>	<b>797</b>	<b>559</b>	<b>138</b>	<b>120</b>	<b>65</b>	<b>1679</b>	<b>559.7</b>
<b>Opponents</b>	<b>3</b>	<b>133</b>	<b>483</b>	<b>-11</b>	<b>137</b>	<b>0</b>	<b>742</b>	<b>247.3</b>





# 2025-26 BYU Football Combined Team Statistics All games

Page 1/3  
as of Sep 24, 2025

## Team Results

Date	Opponent		Score	Att.
08/30/2025	Portland St.	W	69-0	64494
09/06/2025	Stanford	W	27-3	64692
09/20/2025	at East Carolina	W	34-13	47213

## Game Records

Record	Overall	Home	Away	Neutral
ALL GAMES	3-0	2-0	1-0	0-0
CONFERENCE	0-0	0-0	0-0	0-0
NON-CONFERENCE	3-0	2-0	1-0	0-0

## Rushing

Player	gp	att	gain	loss	net	avg	td	lg	avg/g
LJ Martin	3	40	354	12	342	8.6	1	49	114.0
Sione Moa	3	17	90	0	90	5.3	1	19	30.0
Bear Bachmeier	3	22	90	25	65	3.0	4	16	21.7
Cody Hagen	3	5	67	6	61	12.2	1	57	20.3
Jovesa Damuni	2	8	50	0	50	6.3	0	12	25.0
Dominique McKenzie	3	1	41	0	41	41.0	1	41	13.7
Lucky Finau	1	8	32	0	32	4.0	0	6	32.0
McCae Hillstead	2	3	26	0	26	8.7	0	13	13.0
Parker Kingston	3	5	25	0	25	5.0	0	8	8.3
Treyson Bourguet	1	1	21	0	21	21.0	0	21	21.0
Charles Miska	2	6	14	0	14	2.3	1	5	7.0
Trey Roberts	1	1	7	0	7	7.0	0	7	7.0
Enoch Nawahine	1	3	6	1	5	1.7	0	5	5.0
Tiger Bachmeier	3	1	2	0	2	2.0	0	2	0.7
Team	3	2	17	1	16	8.0	0	0	5.3
<b>Total</b>	<b>3</b>	<b>123</b>	<b>842</b>	<b>45</b>	<b>797</b>	<b>6.5</b>	<b>9</b>	<b>57</b>	<b>265.7</b>
<b>Opponents</b>	<b>3</b>	<b>83</b>	<b>244</b>	<b>111</b>	<b>133</b>	<b>1.6</b>	<b>1</b>	<b>33</b>	<b>44.3</b>

## Team Statistics

	BYU	OPP
<b>First Downs</b>	<b>66</b>	<b>39</b>
Rushing	39	13
Passing	23	22
Penalty	4	4
<b>Rushing Yardage</b>	<b>797</b>	<b>133</b>
Rushing attempts	123	83
Average per rush	6.5	1.6
Average per game	265.7	44.3
TDs Rushing	9	1
<b>Passing Yardage</b>	<b>559</b>	<b>483</b>
Comp-Att-Int	47-71-0	52-94-4
Average per pass	7.9	5.1
Average per catch	11.9	9.3
Average per game	186.3	161.0
TDs Passing	4	0
<b>Total offense</b>	<b>1356</b>	<b>616</b>
Average per play	7.0	3.5
Average per game	452.0	205.3
<b>Kick returns: #-Yards</b>	<b>4-120</b>	<b>8-137</b>
<b>Punt returns: #-Yards</b>	<b>11-138</b>	<b>1--11</b>
<b>Int returns: #-Yards</b>	<b>4-65</b>	<b>0-0</b>
<b>Fumbles-Lost</b>	<b>2-1</b>	<b>6-2</b>
<b>Penalties-Yards</b>	<b>19-191</b>	<b>21-141</b>
<b>Punts-Avg</b>	<b>8-44.1</b>	<b>19-42.5</b>
<b>Time of possession / game</b>	<b>33:39</b>	<b>26:21</b>
<b>3rd-down conversion</b>	<b>18/38</b>	<b>9/41</b>
<b>4th-down conversion</b>	<b>2/4</b>	<b>3/6</b>
<b>PAT-attempts</b>	<b>(14-14) 100%</b>	<b>(1-1) 100%</b>
<b>2-point conversion-attempts</b>	<b>(0-1) 0%</b>	<b>(0-0) 0%</b>

## Passing

Player	gp	effic	comp-att-int	pct	yds	td	lg	avg/g
Bear Bachmeier	3	156.7	42-63-0	66.7	518	4	41	172.7
McCae Hillstead	2	135.4	4-5-0	80.0	33	0	13	16.5
Treyson Bourguet	1	83.6	1-2-0	50.0	8	0	8	8.0
Parker Kingston	3	0.0	0-1-0	0.0	0	0	0	0.0
<b>Total</b>	<b>3</b>	<b>150.9</b>	<b>47-71-0</b>	<b>66.2</b>	<b>559</b>	<b>4</b>	<b>41</b>	<b>186.3</b>
<b>Opponents</b>	<b>3</b>	<b>90.0</b>	<b>52-94-4</b>	<b>55.3</b>	<b>483</b>	<b>0</b>	<b>38</b>	<b>161.0</b>

## Receiving

Player	gp	no.	yds	avg	td	lg	avg/g
Chase Roberts	3	11	185	16.8	1	41	61.7
Carsen Ryan	3	9	146	16.2	2	25	48.7
Parker Kingston	3	9	67	7.4	0	19	22.3
Sione Moa	3	5	34	6.8	0	17	11.3
Jojo Phillips	3	3	30	10.0	0	21	10.0
Cody Hagen	3	3	42	14.0	0	24	14.0
LJ Martin	3	2	20	10.0	0	12	6.7
Jovesa Damuni	2	2	14	7.0	0	13	7.0
Tiger Bachmeier	3	1	8	8.0	0	8	2.7
Noah Moeaki	3	1	5	5.0	1	5	1.7
Rowan Reay	3	1	8	8.0	0	8	2.7
<b>Total</b>	<b>3</b>	<b>47</b>	<b>559</b>	<b>11.9</b>	<b>4</b>	<b>41</b>	<b>186.3</b>
<b>Opponents</b>	<b>3</b>	<b>52</b>	<b>483</b>	<b>9.3</b>	<b>0</b>	<b>38</b>	<b>161.0</b>

## Interceptions

Player	no.	yds	avg	td	lg
Evan Johnson	2	15	7.5	1	11
Raider Damuni	1	26	26.0	0	26
Faletau Satuala	1	24	24.0	0	24
<b>Total</b>	<b>4</b>	<b>65</b>	<b>16.3</b>	<b>1</b>	<b>26</b>
<b>Opponents</b>	<b>0</b>	<b>0</b>	<b>0.0</b>	<b>0</b>	<b>0</b>



# 2025-26 BYU Football Combined Team Statistics All games

Page 2/3  
as of Sep 24, 2025

## Field Goals

Player	fg	pct.	01-19	20-29	30-39	40-49	50-99	lg	blk
Will Ferrin	8-8	100.0	0-0	4-4	2-2	1-1	1-1	56	0
Opponents	3-4	75.0	0-0	2-2	1-1	0-0	0-1	36	1

## Scoring

Player	td	fg	PAT					dpx	saf	pts
			kick	rush	rcv	pass				
Will Ferrin	-	8-8	14-14	-	-	-	-	-	-	38
Bear Bachmeier	4	-	-	-	-	-	-	-	-	24
Carsen Ryan	2	-	-	-	-	-	-	-	-	12
Jack Kelly	1	-	-	-	-	-	-	-	-	6
Chase Roberts	1	-	-	-	-	-	-	-	-	6
Evan Johnson	1	-	-	-	-	-	-	-	-	6
LJ Martin	1	-	-	-	-	-	-	-	-	6
Cody Hagen	1	-	-	-	-	-	-	-	-	6
Dominique McKenzie	1	-	-	-	-	-	-	-	-	6
Sione Moa	1	-	-	-	-	-	-	-	-	6
Noah Moeaki	1	-	-	-	-	-	-	-	-	6
Charles Miska	1	-	-	-	-	-	-	-	-	6
Total	15	8-8	14-14	0	0	0	0	0	1	130
Opponents	1	3-4	1-1	0	0	0	0	0	0	16

## Score by Periods

Team	1st	2nd	3rd	4th	OT	TOT
BYU	23	53	23	31	0	130
Opponents	3	0	3	10	0	16

## Punting

Player	no.	yds	avg	lg	tb	fc	i20	50+	blk
Sam Vander Haar	8	353	44.1	49	0	4	5	0	0
Total	8	353	44.1	49	0	4	5	0	0
Opponents	19	808	42.5	63	0	2	5	5	0

## Punt Returns

Player	no.	yds	avg	td	lg
Parker Kingston	6	71	11.8	0	31
Tiger Bachmeier	3	49	16.3	0	44
Carsen Ryan	1	14	14.0	0	14
Cannon DeVries	1	4	4.0	0	4
Total	11	138	12.5	0	44
Opponents	1	-11	-11.0	0	0

## Kick Returns

Player	no.	yds	avg	td	lg
Cody Hagen	3	85	28.3	0	44
Sione Moa	1	35	35.0	0	35
Total	4	120	30.0	0	44
Opponents	8	137	17.1	0	53

## All Purpose

Player	g	rush	rcv	pr	kr	ir	total	avg/g
LJ Martin	3	342	20	0	0	0	362	120.7
Cody Hagen	3	61	42	0	85	0	188	62.7
Chase Roberts	3	0	185	0	0	0	185	61.7
Parker Kingston	3	25	67	71	0	0	163	54.3
Carsen Ryan	3	0	146	14	0	0	160	53.3
Sione Moa	3	90	34	0	35	0	159	53.0
Bear Bachmeier	3	65	0	0	0	0	65	21.7
Jovesa Damuni	2	50	14	0	0	0	64	32.0
Tiger Bachmeier	3	2	8	49	0	0	59	19.7
Dominique McKenzie	3	41	0	0	0	0	41	13.7
Lucky Finau	1	32	0	0	0	0	32	32.0
Jojo Phillips	3	0	30	0	0	0	30	10.0
McCae Hillstead	2	26	0	0	0	0	26	13.0
Raider Damuni	3	0	0	0	0	26	26	8.7
Faletau Satuala	3	0	0	0	0	24	24	8.0
Treyson Bourguet	1	21	0	0	0	0	21	21.0
Evan Johnson	3	0	0	0	0	15	15	5.0
Charles Miska	2	14	0	0	0	0	14	7.0
Rowan Reay	3	0	8	0	0	0	8	2.7
Trey Roberts	1	7	0	0	0	0	7	7.0
Enoch Nawahine	1	5	0	0	0	0	5	5.0
Noah Moeaki	3	0	5	0	0	0	5	1.7
Cannon DeVries	3	0	0	4	0	0	4	1.3
Total	3	797	559	138	120	65	1679	559.7
Opponents	3	133	483	-11	137	0	742	247.3

## Total Offense

Player	g	plays	rush	pass	total	avg/g
Bear Bachmeier	3	85	65	518	583	194.3
LJ Martin	3	40	342	0	342	114.0
Sione Moa	3	17	90	0	90	30.0
Cody Hagen	3	5	61	0	61	20.3
McCae Hillstead	2	8	26	33	59	29.5
Jovesa Damuni	2	8	50	0	50	25.0
Dominique McKenzie	3	1	41	0	41	13.7
Lucky Finau	1	8	32	0	32	32.0
Treyson Bourguet	1	3	21	8	29	29.0
Parker Kingston	3	6	25	0	25	8.3
Charles Miska	2	6	14	0	14	7.0
Trey Roberts	1	1	7	0	7	7.0
Enoch Nawahine	1	3	5	0	5	5.0
Tiger Bachmeier	3	1	2	0	2	0.7
Total	3	194	797	559	1356	452.0
Opponents	3	177	133	483	616	205.3



**2025-26 BYU Football  
Combined Team Statistics  
All games**

Page 3/3  
as of Sep 24, 2025

**Team Defense**

##	Player	gp	Tackles				Sacks	Pass defense			Fumbles		blkd	
			ua	a	tot	tfl/yds		int-yds	brup	qbh	fr-yds	ff	kick	saf
7	Logan Lutui	3	5	10	15	3-11	.	.	1	.	.	.	.	.
17	Jack Kelly	3	9	4	13	4.5-31	3-29	.	.	2	.	1	.	.
16	Isaiah Glasker	3	9	4	13	4.5-15	1-9	.	1	2	.	1	.	.
3	Raider Damuni	3	6	6	12	.	.	1-26	.	1	.	.	.	.
0	Evan Johnson	3	7	2	9	.	.	2-15	1	.	.	.	.	.
54	Siale Esera	3	3	6	9	0.5-1	.	.	.	1	.	.	.	.
55	John Taumoepeau	3	2	7	9	0.5-2	.	.	1	.	1-0	.	1	.
57	Keanu Tanuvasa	3	3	5	8	1-8	1-8	.	.	1	.	.	.	.
28	Tanner Wall	3	5	2	7	.	.	.	.	.	.	.	.	.
1	Therrian Alexander	3	5	2	7	.	.	.	1	2	.	.	.	.
11	Faletau Satuala	3	4	3	7	1.5-6	.	1-24	.	.	.	1	.	.
4	Mory Bamba	3	6	.	6	1-4	.	.	.	.	.	.	.	.
21	Miles Hall	3	3	2	5	1-1	.	.	.	.	.	.	.	.
48	Bodie Schoonover	3	2	2	4	.	.	.	1	1	.	.	.	.
45	Viliani Po'uha	3	.	4	4	0.5-0	.	.	.	.	1-0	.	.	.
22	Tommy Prassas	3	3	1	4	.	.	.	.	1	.	.	.	.
25	Talan Alfrey	3	3	.	3	1-1	.	.	.	.	.	.	.	.
94	Anisi Purcell	3	1	2	3	1-6	1-6	.	.	.	.	.	.	.
18	Ace Kaufusi	3	2	1	3	1-1	.	.	1	2	.	.	.	.
97	Kinilau Fonohema	2	2	1	3	.	.	.	.	.	.	.	.	.
20	Cannon DeVries	3	1	2	3	0.5-1	.	.	.	.	.	.	.	.
33	Choe Bryant-Strother	1	2	.	2	1-9	1-9	.	.	.	.	.	.	.
44	Ephraim Asiata	3	.	2	2	.	.	.	.	.	.	.	.	.
10	Orion Maile-Kaufusi	3	1	1	2	.	.	.	.	.	.	.	.	.
90	Hunter Clegg	3	1	1	2	.	.	.	.	.	.	.	.	.
30	Max Alford	3	.	1	1	0.5-1	.	.	.	.	.	.	.	.
15	Tayvion Beasley	2	.	1	1	.	.	.	.	.	.	.	.	.
29	Jayden Dunlap	2	1	.	1	.	.	.	.	.	.	.	.	.
34	Maika Kaufusi	1	1	.	1	.	.	.	.	.	.	.	.	.
24	Payton VanSteenkiste	2	1	.	1	.	.	.	.	.	.	.	.	.
83	Will Zundell	3	1	.	1	.	.	.	.	.	.	.	.	.
<b>Totals</b>		<b>3</b>	<b>89</b>	<b>72</b>	<b>161</b>	<b>23-98</b>	<b>7-61</b>	<b>4-65</b>	<b>7</b>	<b>13</b>	<b>2-0</b>	<b>3</b>	<b>1</b>	<b>1</b>
Opponents		3	102	126	228	14-56	4-20	0-0	6	2	1-0	1	0	0



2025-26 BYU Football  
Team Game-by-Game  
All games

Page 1/1  
as of Sep 24, 2025

DateOpponent		Rushing				Receiving				Passing				Kick Returns				Punt Returns				tot		
		no.	yds	td	lg	no.	yds	td	lg	cmp	att	int	yds	td	lg	no.	yds	td	lg	no.	yds	td	lg	off
08/30/2025	Portland St.	48	468	5	57	12	138	3	25	12	18	0	138	3	25	0	0	0	0	7	65	0	31	606
09/06/2025	Stanford	41	157	2	47	17	175	0	41	17	27	0	175	0	41	1	44	0	44	3	61	0	44	332
09/20/2025	at East Carolina	34	172	2	41	18	246	1	40	18	26	0	246	1	40	3	76	0	35	1	12	0	12	418
BYU		123	797	9	57	47	559	4	41	47	71	0	559	4	41	4	120	0	44	11	138	0	44	1356
Opponents		83	133	1	33	52	483	0	38	52	94	4	483	0	38	8	137	0	53	1	-11	0	0	616

BYU Averages

Games	Avg/ rush	Avg/ catch	Pass effic	KR avg	PR avg	All purpose avg/game	Total offense avg/game
3	6.5	11.9	150.9	30.0	12.5	559.7	452.0

		Tackles				Sacks	Fumble		Pass Defense			blkd	PAT attempts			off		
Date	Opponent	ua	a	total	tfl-yds	no-yds	ff	fr-yds	int-yds	qbh	brup	kick	kick	rush	rcv	saf	t/o	pts
08/30/2025	Portland St.	24	16	40	9.0-31	2-15	1	1-0	0-0	6	2	1	9-9	0	0	0	7	69
09/06/2025	Stanford	25	26	51	8.0-41	3-28	2	1-0	2-50	7	1	0	1-1	0	0	1	3	27
09/20/2025	at East Carolina	40	30	70	6.0-26	2-18	0	0-0	2-15	0	4	0	4-4	0	0	0	7	34
BYU		89	72	161	23.0-98	7-61	3	2-0	4-65	13	7	1	14-14	0	0	1	17	130
Opponents		102	126	228	14.0-56	4-20	1	1-0	0-0	2	6	0	1-1	0	0	0	0	16

		Punting										Field Goals			Kickoffs				
Date	Opponent	no.	yds	avg	long	blkd	tb	fc	50+	i20	md-att	long	blkd	no.	yds	avg	tb	ob	
08/30/2025	Portland St.	1	48	48.0	48	0	0	1	0	0	2-2	56	0	12	749	62.4	6	0	
09/06/2025	Stanford	3	131	43.7	48	0	0	1	0	3	4-4	36	0	7	452	64.6	3	0	
09/20/2025	at East Carolina	4	174	43.5	49	0	0	2	0	2	2-2	40	0	7	442	63.1	3	0	
BYU		8	353	44.1	49	0	0	4	0	5	8-8	56	0	26	1643	63.2	12	0	
Opponents		19	808	42.5	63	0	0	2	5	5	3-4	36	1	8	509	63.6	4	0	





2025-26 BYU Football  
Opponents Game-by-Game  
All games

Page 1/1  
as of Sep 24, 2025

		Rushing				Receiving				Passing				Kick Returns				Punt Returns				tot		
Date	Opponent	no.	yds	td	lg	no.	yds	td	lg	cmp	att	int	yds	td	lg	no.	yds	td	lg	no.	yds	td	lg	off
08/30/2025	Portland St.	24	-5	0	18	10	56	0	20	10	20	0	56	0	20	2	17	0	18	0	0	0	0	51
09/06/2025	Stanford	24	19	0	9	17	142	0	26	17	32	2	142	0	26	2	39	0	21	0	0	0	0	161
09/20/2025	at East Carolina	35	119	1	33	25	285	0	38	25	42	2	285	0	38	4	81	0	53	1	-11	0	0	404
Opponents		83	133	1	33	52	483	0	38	52	94	4	483	0	38	8	137	0	53	1	-11	0	0	616
BYU		123	797	9	57	47	559	4	41	47	71	0	559	4	41	4	120	0	44	11	138	0	44	1356

Opponents Averages

Games	Avg/ rush	Avg/ catch	Pass effc	KR avg	PR avg	All purpose avg/game	Total offense avg/game
3	1.6	9.3	90.0	17.1	-11.0	247.3	205.3

Date	Opponent	Tackles				Sacks	Fumble		Pass Defense			blkd	PAT attempts			off		
		ua	a	total	tfl-yds	no-yds	ff	fr-yds	int-yds	qbh	brup	kick	kick	rush	rcv	saf	t/o	pts
08/30/2025	Portland St.	32	48	80	0.0-0	0-0	0	1-0	0-0	0	3	0	0-0	0	0	0	0	0
09/06/2025	Stanford	44	30	74	6.0-31	3-18	1	0-0	0-0	2	0	0	0-0	0	0	0	0	3
09/20/2025	at East Carolina	26	48	74	8.0-25	1-2	0	0-0	0-0	0	3	0	1-1	0	0	0	0	13
Opponents		102	126	228	14.0-56	4-20	1	1-0	0-0	2	6	0	1-1	0	0	0	0	16
BYU		89	72	161	23.0-98	7-61	3	2-0	4-65	13	7	1	14-14	0	0	1	17	130

Date	Opponent	Punting										Field Goals			Kickoffs			
		no.	yds	avg	long	blkd	tb	fc	50+	i20	md-att	long	blkd	no.	yds	avg	tb	ob
08/30/2025	Portland St.	10	425	42.5	63	0	0	1	1	3	0-1	0	1	1	65	65.0	1	0
09/06/2025	Stanford	5	216	43.2	54	0	0	0	3	1	1-1	26	0	3	204	68.0	2	0
09/20/2025	at East Carolina	4	167	41.8	50	0	0	1	1	1	2-2	36	0	4	240	60.0	1	0
Opponents		19	808	42.5	63	0	0	2	5	5	3-4	36	1	8	509	63.6	4	0
BYU		8	353	44.1	49	0	0	4	0	5	8-8	56	0	26	1643	63.2	12	0



**2025-26 BYU Football**  
**Team Game Highs**  
**All games**

Page 1/1  
as of Sep 24, 2025

**BYU - Game Highs**

<b>RUSHES</b>	48	Portland St. (08/30/2025)
<b>YARDS RUSHING</b>	468	Portland St. (08/30/2025)
<b>YARDS PER RUSH</b>	9.8	Portland St. (08/30/2025)
<b>TD RUSHES</b>	5	Portland St. (08/30/2025)
<b>PASS ATTEMPTS</b>	27	Stanford (09/06/2025)
<b>PASS COMPLETIONS</b>	18	at East Carolina (09/20/2025)
<b>YARDS PASSING</b>	246	at East Carolina (09/20/2025)
<b>YARDS PER PASS</b>	9.5	at East Carolina (09/20/2025)
<b>TD PASSES</b>	3	Portland St. (08/30/2025)
<b>TOTAL PLAYS</b>	68	Stanford (09/06/2025)
<b>TOTAL OFFENSE</b>	606	Portland St. (08/30/2025)
<b>YARDS PER PLAY</b>	9.2	Portland St. (08/30/2025)
<b>POINTS</b>	69	Portland St. (08/30/2025)
<b>SACKS BY</b>	3	Stanford (09/06/2025)
<b>FIRST DOWNS</b>	28	Portland St. (08/30/2025)
<b>PENALTIES</b>	10	at East Carolina (09/20/2025)
<b>PENALTY YARDS</b>	101	at East Carolina (09/20/2025)
<b>TURNOVERS</b>	1	Portland St. (08/30/2025)
<b>PUNTS</b>	4	at East Carolina (09/20/2025)
<b>PUNTING AVG</b>	48.0	Portland St. (08/30/2025)
<b>LONG PUNT</b>	49	at East Carolina (09/20/2025)
<b>PUNTS INSIDE 20</b>	3	Stanford (09/06/2025)
<b>LONG PUNT RETURN</b>	44	Stanford (09/06/2025)



**2025-26 BYU Football**  
**Opponent Match Highs**  
**All games**

Page 1/1  
as of Sep 24, 2025

**Opponent - Game Highs**

<b>RUSHES</b>	35	at East Carolina (09/20/2025)
<b>YARDS RUSHING</b>	119	at East Carolina (09/20/2025)
<b>YARDS PER RUSH</b>	3.4	at East Carolina (09/20/2025)
<b>TD RUSHES</b>	1	at East Carolina (09/20/2025)
<b>PASS ATTEMPTS</b>	42	at East Carolina (09/20/2025)
<b>PASS COMPLETIONS</b>	25	at East Carolina (09/20/2025)
<b>YARDS PASSING</b>	285	at East Carolina (09/20/2025)
<b>YARDS PER PASS</b>	6.8	at East Carolina (09/20/2025)
<b>TD PASSES</b>	0	at East Carolina (09/20/2025)
	0	Stanford (09/06/2025)
	0	Portland St. (08/30/2025)
<b>TOTAL PLAYS</b>	77	at East Carolina (09/20/2025)
<b>TOTAL OFFENSE</b>	404	at East Carolina (09/20/2025)
<b>YARDS PER PLAY</b>	5.2	at East Carolina (09/20/2025)
<b>POINTS</b>	13	at East Carolina (09/20/2025)
<b>SACKS BY</b>	3	Stanford (09/06/2025)
<b>FIRST DOWNS</b>	24	at East Carolina (09/20/2025)
<b>PENALTIES</b>	11	at East Carolina (09/20/2025)
<b>PENALTY YARDS</b>	76	at East Carolina (09/20/2025)
<b>TURNOVERS</b>	3	Stanford (09/06/2025)
<b>PUNTS</b>	10	Portland St. (08/30/2025)
<b>PUNTING AVG</b>	43.2	Stanford (09/06/2025)
<b>LONG PUNT</b>	63	Portland St. (08/30/2025)
<b>PUNTS INSIDE 20</b>	3	Portland St. (08/30/2025)
<b>LONG PUNT RETURN</b>	0	at East Carolina (09/20/2025)
	0	Stanford (09/06/2025)
	0	Portland St. (08/30/2025)





**2025-26 BYU Football**  
**Team Match Lows**  
**All games**

Page 1/1  
as of Sep 24, 2025

**BYU - Game Lows**

<b>RUSHES</b>	34	at East Carolina (09/20/2025)
<b>YARDS RUSHING</b>	157	Stanford (09/06/2025)
<b>YARDS PER RUSH</b>	3.8	Stanford (09/06/2025)
<b>TD RUSHES</b>	2	at East Carolina (09/20/2025)
	2	Stanford (09/06/2025)
<b>PASS ATTEMPTS</b>	18	Portland St. (08/30/2025)
<b>PASS COMPLETIONS</b>	12	Portland St. (08/30/2025)
<b>YARDS PASSING</b>	138	Portland St. (08/30/2025)
<b>YARDS PER PASS</b>	6.5	Stanford (09/06/2025)
<b>TD PASSES</b>	0	Stanford (09/06/2025)
<b>TOTAL PLAYS</b>	60	at East Carolina (09/20/2025)
<b>TOTAL OFFENSE</b>	332	Stanford (09/06/2025)
<b>YARDS PER PLAY</b>	4.9	Stanford (09/06/2025)
<b>POINTS</b>	27	Stanford (09/06/2025)
<b>SACKS BY</b>	2	at East Carolina (09/20/2025)
	2	Portland St. (08/30/2025)
<b>FIRST DOWNS</b>	18	Stanford (09/06/2025)
<b>PENALTIES</b>	4	Stanford (09/06/2025)
<b>PENALTY YARDS</b>	35	Stanford (09/06/2025)
<b>INTERCEPTIONS BY</b>	0	Portland St. (08/30/2025)
<b>PUNTS</b>	1	Portland St. (08/30/2025)
<b>PUNTING AVG</b>	43.5	at East Carolina (09/20/2025)
<b>LONG PUNT</b>	48	Stanford (09/06/2025)
	48	Portland St. (08/30/2025)
<b>PUNTS INSIDE 20</b>	0	Portland St. (08/30/2025)
<b>LONG PUNT RETURN</b>	12	at East Carolina (09/20/2025)



**2025-26 BYU Football**  
**Opponent Match Lows**  
**All games**

Page 1/1  
as of Sep 24, 2025

**Opponent - Game Lows**

<b>RUSHES</b>	24	Stanford (09/06/2025)
	24	Portland St. (08/30/2025)
<b>YARDS RUSHING</b>	-5	Portland St. (08/30/2025)
<b>YARDS PER RUSH</b>	-0.2	Portland St. (08/30/2025)
<b>TD RUSHES</b>	0	Stanford (09/06/2025)
	0	Portland St. (08/30/2025)
<b>PASS ATTEMPTS</b>	20	Portland St. (08/30/2025)
<b>PASS COMPLETIONS</b>	10	Portland St. (08/30/2025)
<b>YARDS PASSING</b>	56	Portland St. (08/30/2025)
<b>YARDS PER PASS</b>	2.8	Portland St. (08/30/2025)
<b>TD PASSES</b>	0	at East Carolina (09/20/2025)
	0	Stanford (09/06/2025)
	0	Portland St. (08/30/2025)
<b>TOTAL PLAYS</b>	44	Portland St. (08/30/2025)
<b>TOTAL OFFENSE</b>	51	Portland St. (08/30/2025)
<b>YARDS PER PLAY</b>	1.2	Portland St. (08/30/2025)
<b>POINTS</b>	0	Portland St. (08/30/2025)
<b>SACKS BY</b>	0	Portland St. (08/30/2025)
<b>FIRST DOWNS</b>	3	Portland St. (08/30/2025)
<b>PENALTIES</b>	4	Portland St. (08/30/2025)
<b>PENALTY YARDS</b>	20	Portland St. (08/30/2025)
<b>INTERCEPTIONS BY</b>	0	at East Carolina (09/20/2025)
	0	Stanford (09/06/2025)
	0	Portland St. (08/30/2025)
<b>PUNTS</b>	4	at East Carolina (09/20/2025)
<b>PUNTING AVG</b>	41.8	at East Carolina (09/20/2025)
<b>LONG PUNT</b>	50	at East Carolina (09/20/2025)
<b>PUNTS INSIDE 20</b>	1	at East Carolina (09/20/2025)
	1	Stanford (09/06/2025)
<b>LONG PUNT RETURN</b>	0	at East Carolina (09/20/2025)
	0	Stanford (09/06/2025)
	0	Portland St. (08/30/2025)



**2025-26 BYU Football**  
**Individual Game Highs**  
**All games**

Page 1/1  
as of Sep 24, 2025

**BYU - Individual Game Highs**

<b>RUSHES</b>	18	LJ Martin vs Stanford (09/06/2025)
<b>YARDS RUSHING</b>	131	LJ Martin vs Portland St. (08/30/2025)
<b>TD RUSHES</b>	2	Bear Bachmeier vs Portland St. (08/30/2025)
<b>LONG RUSH</b>	57	Cody Hagen vs Portland St. (08/30/2025)
<b>PASS ATTEMPTS</b>	27	Bear Bachmeier vs Stanford (09/06/2025)
<b>PASS COMPLETIONS</b>	18	Bear Bachmeier at East Carolina (09/20/2025)
<b>YARDS PASSING</b>	246	Bear Bachmeier at East Carolina (09/20/2025)
<b>TD PASSES</b>	3	Bear Bachmeier vs Portland St. (08/30/2025)
<b>LONG PASS</b>	41	Bear Bachmeier vs Stanford (09/06/2025)
<b>RECEPTIONS</b>	5 5 5	Chase Roberts at East Carolina (09/20/2025) Parker Kingston at East Carolina (09/20/2025) Chase Roberts vs Stanford (09/06/2025)
<b>YARDS RECEIVING</b>	97	Chase Roberts at East Carolina (09/20/2025)
<b>TD RECEPTIONS</b>	1 1 1 1	Carsen Ryan at East Carolina (09/20/2025) Chase Roberts vs Portland St. (08/30/2025) Carsen Ryan vs Portland St. (08/30/2025) Noah Moeaki vs Portland St. (08/30/2025)
<b>LONG RECEPTION</b>	41	Chase Roberts vs Stanford (09/06/2025)
<b>PUNTS</b>	4	Sam Vander Haar at East Carolina (09/20/2025)
<b>PUNTING AVG</b>	48.0	Sam Vander Haar vs Portland St. (08/30/2025)
<b>LONG PUNT</b>	49	Sam Vander Haar at East Carolina (09/20/2025)
<b>PUNTS INSIDE 20</b>	3	Sam Vander Haar vs Stanford (09/06/2025)
<b>LONG PUNT RETURN</b>	44	Tiger Bachmeier vs Stanford (09/06/2025)
<b>LONG KICKOFF RETURN</b>	44	Cody Hagen vs Stanford (09/06/2025)
<b>TACKLES</b>	8	Raider Damuni at East Carolina (09/20/2025)
<b>SACKS</b>	2	Jack Kelly at East Carolina (09/20/2025)
<b>TACKLES FOR LOSS</b>	2.5	Jack Kelly vs Stanford (09/06/2025)





**2025-26 BYU Football**  
**Opponent Individual Match Highs**  
**All games**

Page 1/1  
as of Sep 24, 2025

**Opponent - Individual Game Highs**

<b>RUSHES</b>	12	Katin Houser at East Carolina (09/20/2025)
	12	Micah Ford vs Stanford (09/06/2025)
	12	Jacques Badolato-Birdsell vs Portland St. (08/30/2025)
<b>YARDS RUSHING</b>	43	London Montgomery at East Carolina (09/20/2025)
<b>TD RUSHES</b>	1	Katin Houser at East Carolina (09/20/2025)
<b>LONG RUSH</b>	33	London Montgomery at East Carolina (09/20/2025)
<b>PASS ATTEMPTS</b>	42	Katin Houser at East Carolina (09/20/2025)
<b>PASS COMPLETIONS</b>	25	Katin Houser at East Carolina (09/20/2025)
<b>YARDS PASSING</b>	285	Katin Houser at East Carolina (09/20/2025)
<b>TD PASSES</b>	none	
<b>LONG PASS</b>	38	Katin Houser at East Carolina (09/20/2025)
<b>RECEPTIONS</b>	9	Yannick Smith at East Carolina (09/20/2025)
<b>YARDS RECEIVING</b>	146	Yannick Smith at East Carolina (09/20/2025)
<b>TD RECEPTIONS</b>	none	
<b>LONG RECEPTION</b>	38	Yannick Smith at East Carolina (09/20/2025)
<b>FIELD GOALS</b>	2	Nick Mazzie at East Carolina (09/20/2025)
<b>LONG FIELD GOALS</b>	36	Nick Mazzie at East Carolina (09/20/2025)
<b>PUNTS</b>	10	Tony Johnson vs Portland St. (08/30/2025)
<b>PUNTING AVG</b>	43.2	Aidan Flintoft vs Stanford (09/06/2025)
<b>LONG PUNT</b>	63	Tony Johnson vs Portland St. (08/30/2025)
<b>PUNTS INSIDE 20</b>	3	Tony Johnson vs Portland St. (08/30/2025)
<b>LONG PUNT RETURN</b>	none	
<b>LONG KICKOFF RETURN</b>	53	London Montgomery at East Carolina (09/20/2025)
<b>TACKLES</b>	15	Isaiah Green vs Portland St. (08/30/2025)
<b>SACKS</b>	1	Jonathan Jean at East Carolina (09/20/2025)
	1	Clay Patterson vs Stanford (09/06/2025)
	1	Hunter Barth vs Stanford (09/06/2025)
	1	Tevarua Tafiti vs Stanford (09/06/2025)
<b>TACKLES FOR LOSS</b>	2	Jonathan Jean at East Carolina (09/20/2025)
	2	Hunter Barth vs Stanford (09/06/2025)
	2	Tevarua Tafiti vs Stanford (09/06/2025)
<b>INTERCEPTIONS</b>	none	



**2025-26 BYU Football**  
**Games Played**  
**All games**

Page 1/2  
as of Sep 24, 2025

##	Player	GP-GS	PSU	Stan	ECU
0	Evan Johnson	3/3	START	START	START
0	Tei Nacua	1/0	...	...	XXX
1	Therrian Alexander	3/2	XXX	START	START
2	Chase Roberts	3/3	START	START	START
2	Jonathan Kabeya	0/0	...	...	...
3	McCae Hillstead	2/0	XXX	...	XXX
3	Raider Damuni	3/3	START	START	START
4	Mory Bamba	3/1	START	XXX	XXX
4	LJ Martin	3/3	START	START	START
5	Cody Hagen	3/0	XXX	XXX	XXX
5	Nusi Taumoepeau	0/0	...	...	...
7	Logan Lutui	3/3	START	START	START
10	Treyson Bourguet	1/0	XXX	...	...
10	Orion Maile-Kaufusi	3/0	XXX	XXX	XXX
11	Parker Kingston	3/2	START	XXX	START
11	Faletau Satuala	3/0	XXX	XXX	XXX
12	Preston Rex	1/0	...	...	XXX
13	Tausili Akana	2/0	XXX	...	XXX
13	Jojo Phillips	3/2	START	START	XXX
15	Tayvion Beasley	2/0	XXX	...	XXX
15	Lamason Waller III	0/0	...	...	...
16	Isaiah Glasker	3/3	START	START	START
16	Emerson Geilman	0/0	...	...	...
17	Jack Kelly	3/3	START	START	START
17	Cole Hagen	0/0	...	...	...
18	Ace Kaufusi	3/0	XXX	XXX	XXX
18	Reggie Frischknecht	0/0	...	...	...
19	Tiger Bachmeier	3/0	XXX	XXX	XXX
20	Carsen Ryan	3/3	START	START	START
20	Cannon DeVries	3/0	XXX	XXX	XXX
21	Enoch Nawahine	1/0	...	...	XXX
21	Miles Hall	3/0	XXX	XXX	XXX
22	Tommy Prassas	3/1	XXX	XXX	START
22	Trey Roberts	1/0	XXX	...	...
23	Pierson Watson	0/0	...	...	...
24	Ethan Wood	1/0	XXX	...	...
24	Payton VanSteenkiste	2/0	XXX	...	XXX
25	Talan Alfrey	3/0	XXX	XXX	XXX
26	Garrison Grimes	3/0	XXX	XXX	XXX
26	Jordyn Criss	1/0	XXX	...	...
27	Matthias Leach	1/0	XXX	...	...
28	Tanner Wall	3/3	START	START	START
28	Jovesa Damuni	2/0	XXX	XXX	...
29	Jayden Dunlap	2/0	XXX	...	XXX
29	Rowan Reay	3/0	XXX	XXX	XXX
30	Max Alford	3/0	XXX	XXX	XXX
30	Sione Moa	3/1	XXX	START	XXX
31	Kevin Doe	3/0	XXX	XXX	XXX
31	Fuller Shurtz	0/0	...	...	...
32	Marcus McKenzie	3/0	XXX	XXX	XXX
33	Choe Bryant-Strother	1/0	XXX	...	...
34	Maika Kaufusi	1/0	...	...	XXX
34	Charles Miska	2/0	XXX	...	XXX
35	Sam Vander Haar	3/0	XXX	XXX	XXX
35	Jarinn Kalama	1/0	XXX	...	...
36	Kason Krebs	0/0	...	...	...
37	Joseph Douglas	0/0	...	...	...
38	Logan Payne	0/0	...	...	...
39	Crew Clark	1/0	XXX	...	...
41	Lucky Finau	1/0	XXX	...	...



**2025-26 BYU Football**  
**Games Played**  
**All games**

Page 2/2  
as of Sep 24, 2025

##	Player	GP-GS	PSU	Stan	ECU
41	Tyler Payne	0/0	...	...	...
43	Ty Smith	0/0	...	...	...
43	Naki Tuakoi	0/0	...	...	...
44	Will Ferrin	3/0	XXX	XXX	XXX
44	Ephraim Asiata	3/0	XXX	XXX	XXX
45	Keayen Nead	2/1	...	XXX	START
45	Viliami Po'uha	3/3	START	START	START
46	Kendal Wall	1/0	XXX	...	...
47	Berkley Alfrey	0/0	...	...	...
47	Bear Bachmeier	3/3	START	START	START
48	Bodie Schoonover	3/0	XXX	XXX	XXX
50	Maverick McManus	0/0	...	...	...
51	Sonny Makasini	3/2	START	START	XXX
52	Vincent Tautua	0/0	...	...	...
54	Siale Esera	3/3	START	START	START
55	Austin Leausa	3/2	START	START	XXX
55	John Taumoepeau	3/2	START	START	XXX
57	Keanu Tanuvasa	3/3	START	START	START
59	Siosefa Brown	0/0	...	...	...
59	Siosiu Latu-Finau	1/0	XXX	...	...
61	Weylin Lapuaho	1/1	...	...	START
63	Bruce Mitchell	3/3	START	START	START
64	Kyle Sfarcioc	3/1	XXX	XXX	START
65	Brigham Alexander	0/0	...	...	...
66	Sione Hingano	0/0	...	...	...
67	Trevor Pay	2/0	XXX	...	XXX
68	Andrew Williams	1/0	XXX	...	...
71	Isaiah Jatta	3/3	START	START	START
71	Ikinasio Tupou	1/0	...	...	XXX
72	Kaufusi Pakofe	1/0	XXX	...	...
72	Joe Brown	1/0	XXX	...	...
74	Trevin Ostler	3/0	XXX	XXX	XXX
75	Andrew Gentry	3/3	START	START	START
76	Jeff Lewis	0/0	...	...	...
77	Jake Griffin	2/0	XXX	...	XXX
78	Ethan Thomason	0/0	...	...	...
79	Kaden Chidester	1/0	XXX	...	...
80	Jacob Nye	0/0	...	...	...
82	Noah Moeaki	3/0	XXX	XXX	XXX
83	Will Zundell	3/0	XXX	XXX	XXX
84	Kila Keone	0/0	...	...	...
85	Anthony Olsen	2/0	XXX	...	XXX
86	Cole Clement	0/0	...	...	...
87	Ethan Erickson	1/0	...	...	XXX
88	Tucker Kelleher	0/0	...	...	...
89	Dominique McKenzie	3/0	XXX	XXX	XXX
90	Hunter Clegg	3/0	XXX	XXX	XXX
93	Kelepi Latu-Finau	0/0	...	...	...
94	Anisi Purcell	3/0	XXX	XXX	XXX
95	Alvin Puefua	0/0	...	...	...
95	Luke Toomalatai	0/0	...	...	...
96	Justin Kirkland	0/0	...	...	...
97	Matthias Dunn	1/0	XXX	...	...
97	Kinilau Fonohema	2/0	XXX	XXX	...
98	Sani Tuala	1/0	XXX	...	...
99	Ulavai Fetuli	0/0	...	...	...
		1/	XXX	...	...



**2025-26 BYU Football**  
**Total Tackles Game-by-Game**  
**All games**

Page 1/1  
as of Sep 24, 2025

**Total Tackles**

Player	S-A	Total	PSU	Stan	ECU
Logan Lutui	5-10	15	2-0	2-4	1-6
Isaiah Glasker	9-4	13	2-1	3-1	4-2
Jack Kelly	9-4	13	1-0	4-1	4-3
Raider Damuni	6-6	12	0-2	0-2	6-2
Evan Johnson	7-2	9	2-0	0-1	5-1
Siale Esera	3-6	9	0-2	1-1	2-3
John Taumoepeau	2-7	9	1-3	0-1	1-3
Keanu Tanuvasa	3-5	8	1-0	2-2	0-3
Therrian Alexander	5-2	7	-	1-1	4-1
Tanner Wall	5-2	7	-	3-1	2-1
Faletau Satuala	4-3	7	1-0	2-3	1-0
Mory Bamba	6-0	6	-	2-0	4-0
Miles Hall	3-2	5	1-1	0-1	2-0
Tommy Prassas	3-1	4	-	2-1	1-0
Bodie Schoonover	2-2	4	1-0	1-0	0-2
Viliami Po'uha	0-4	4	0-1	0-1	0-2
Talan Alfrey	3-0	3	3-0	-	-
Ace Kaufusi	2-1	3	1-0	1-0	0-1
Kinilau Fonohema	2-1	3	2-0	0-1	DNP
Cannon DeVries	1-2	3	1-1	0-1	-
Anisi Purcell	1-2	3	1-1	0-1	-
Choe Bryant-Strother	2-0	2	2-0	DNP	DNP
Orion Maile-Kaufusi	1-1	2	0-1	1-0	-
Hunter Clegg	1-1	2	0-1	-	1-0
Ephraim Asiata	0-2	2	-	0-2	-
Payton VanSteenkiste	1-0	1	1-0	DNP	-
Jayden Dunlap	1-0	1	-	DNP	1-0
Maika Kaufusi	1-0	1	DNP	DNP	1-0
Will Zundell	1-0	1	1-0	-	-
Tayvion Beasley	0-1	1	0-1	DNP	-
Max Alford	0-1	1	0-1	-	-