

BYU MEN'S BASKETBALL



32 NCAA TOURNAMENT APPEARANCES

1 ELITE EIGHT

27 ALL-AMERICANS

2 NAISMITH AWARD WINNERS

2 NAISMITH HALL OF FAME INDUCTEES

NO. 5 HOUSTON

Date:.....March 12, 2026
Time:.....6 p.m. CT
Location:.....Kansas City, Missouri
Venue:.....T-Mobile Center
Television:.....ESPN2
Talent:.....Jon Sciambi, Fran Fraschilla, Angel Gray
Radio:.....BYU Sports Network
Talent:.....Greg Wrubell, Mark Durrant
BYUradio SiriusXM 143
KSL 102.7/1160 AM

SCHEDULE/RESULTS

OVERALL: 23-10 | BIG 12: 9-9 | STREAK: W3
 HOME: 12-3 | AWAY: 3-6 | NEUTRAL: 8-1

NOVEMBER

Mon. 3	vs. Villanova!	6:30 p.m.	W, 71-66
Sat. 8	Holy Cross	7 p.m.	W, 98-53
Tue. 11	Delaware	7 p.m.	W, 85-68
Sat. 15	vs. No. 3 UConn ^	7 p.m.	L, 84-86
Fri. 21	vs. No. 23 Wisconsin%	2 p.m.	W, 98-70
Thu. 27	vs. Miami\$	5 p.m.	W, 72-62
Fri. 28	vs. Dayton\$	9:30 p.m.	W, 83-79

DECEMBER

Wed. 3	vs. Cal Baptist%	7 p.m.	W, 91-60
Tue. 9	vs. Clemson@	6:30 p.m.	W, 67-64
Sat. 13	UC Riverside	7 p.m.	W, 100-53
Tue. 16	Pacific	7 p.m.	W, 93-57
Fri. 19	Abilene Christian	7:30 p.m.	W, 85-67
Mon. 22	Eastern Washington	7 p.m.	W, 109-81

JANUARY

Sat. 3	at Kansas State*	12:30 p.m.	W, 83-73
Wed. 7	Arizona State*	7 p.m.	W, 104-76
Sat. 10	at Utah*	8 p.m.	W, 89-84
Wed. 14	TCU*	9 p.m.	W, 76-70
Sat. 17	at No. 15 Texas Tech*	7 p.m.	L, 71-84
Sat. 24	Utah*	3:30 p.m.	W, 91-78
Mon. 26	No. 1 Arizona*	7 p.m.	L, 83-86
Sat. 31	at No. 14 Kansas*	3:30 p.m.	L, 82-90

FEBRUARY

Wed. 4	at Oklahoma State*	8 p.m.	L, 92-99
Sat. 7	No. 8 Houston*	8:30 p.m.	L, 66-77
Tue. 10	at Baylor*	6 p.m.	W, 99-94
Sat. 14	Colorado*	2 p.m.	W, 90-86
Wed. 18	at No. 4 Arizona*	7 p.m.	L, 68-75
Sat. 21	No. 6 Iowa State*	8:30 p.m.	W, 79-69
Tue. 24	UCF*	9 p.m.	L, 84-97
Sat. 28	at West Virginia*	5:30 p.m.	L, 71-79

MARCH

Tue. 3	at Cincinnati*	9 p.m.	L, 68-90
Sat. 7	No. 10 Texas Tech*	8:30 p.m.	W, 82-76
Tue. 10	vs. (15) Kansas State+	6 p.m.	W, 105-91
Wed. 11	vs. (7) West Virginia+	6 p.m.	W, 68-48
Thu. 12	vs. (2) No. 5 Houston+	6 p.m.	ESPN2

- * Denotes Big 12 Game
- % Played at Delta Center (Salt Lake City, Utah)
- ! Hall of Fame Series Las Vegas (Las Vegas Nevada)
- ^ Hall of Fame Series Boston (Boston, Massachusetts)
- \$ Terry's Chocolate ESPN Events Invitational (Kissimmee, Florida)
- @ Jimmy V Classic (New York City, New York)
- + Phillips 66 Big 12 Men's Basketball Tournament (Kansas City, Missouri)

All Times Local to Site and Subject to Change
 Rankings Reflect the Newest AP Top 25 Poll
 Home Games played at the Marriott Center

TIPOFF

BYU's run at the Phillips 66 Big 12 Men's Basketball Tournament continues on Thursday, March 12, when the Cougars face No. 5 Houston. Tip is scheduled for 6 p.m. CT at the T-Mobile Center in Kansas City, Mo.

Thursday's quarterfinal will be broadcast on ESPN2 with Jon 'Boog' Sciambi, Fran Fraschilla and Angel Gray on the call. The game will also be available on KSL 102.7/1160 AM, BYUradio.org/BYU Radio app and BYU Cougars app with Greg Wrubell and Mark Durrant on the call.

I THINK THE COUGARS ARE GOING TO WIN THIS ONE

Thursday will be the 13th all-time meeting between the Cougars with Houston leading the all-time series 9-3. The quarterfinal will also be the third time they have met on a neutral floor and second straight season at the Big 12 Tournament.

BYU is 0-4 against Houston since joining the Big 12 including a 77-66 setback in their only meeting this season on Feb. 7 at the Marriott Center. In its fourth straight loss to Houston, BYU shot 39.5 percent from the field, 36.4 percent from three and 57.1 percent from the free throw line while only turning the ball over six times.

AJ Dybantsa scored a game-high 28 points for the Cougars going 9-of-14 from the field, 3-of-4 from 3-point range and 7-of-12 from the free throw line. He also had five rebounds, four assists and a block. **Robert Wright III** had 17 points knocking down all three of his attempts from behind the arc. Kingston Flemings was one of four Cougars to score in double figures as the freshman finished with 19 points, five assists and five rebounds.

NOT ONLY A FINISHER BUT A FINALIST

Wednesday was a busy day for **AJ Dybantsa** as he was named a All-American for a first time while being named a finalist to multiple awards. He was named to The Sporting News All America First Team making him the first Cougar to be earn first team accolades since Jimmer Fredette.

The nation's leading scorer was also named a finalist for the Julius Erving Small Forward of the Year, Lute Olson Award (top player in NCAA Division I men's basketball) and Kyle Macy Award (top freshman in NCAA Division I men's basketball).

KING OF THE MOUNTAIN

BYU advanced to Thursday's quarterfinal with a 68-48 victory over West Virginia, who had beaten the Cougars 79-71 just 11 days ago at Hope Coliseum in Morgantown. The Cougars are now 5-2 all-time against the Mountaineers including a 2-0 record at neutral sites.

The visitors on the scoreboard shot 45.9 percent from the field, 33.3 percent from behind the arc and 60.0 percent from the free throw line. They forced 22 turnovers which resulted in 12 second chance points while outrebounding the Mountaineers 35-30 including a 16-10 on the offensive glass.

AJ Dybantsa extended his 20-point streak to 12 games as the newly minted All-American scored a game-high 27 points going 11-of-24 from the field, 0-of-3 from 3-point range and 5-of-6 from the free throw line. He also had seven rebounds, three assists and two steals. **Kennard 'Moo' Davis Jr.** scored a season-high 20 points as the junior tied a career-high with five 3-pointers. **Robert Wright III** was the third and final Cougar in double figures as the sophomore had 11 points and six assists in 35 minutes of action.

WHAT'S TRENDING

The Cougars have now won 44 straight games when holding opponents under 50 points with their last loss coming on December 11, 2004, a 49-46 setback to Washington State.

BYU is 2-0 this season and 3-1 under second-year head coach **Kevin Young** when playing on consecutive days including winning the Terry's Chocolate ESPN Events Invitational over Thanksgiving with victories over Miami and Dayton.

AJ Dybantsa has scored 20 or more points in a career-best 12 straight games following his 27-point performance in Wednesday's win. The freshman is one three players in program to have multiple double digit 20-point scoring streaks as he scored 20-plus in 10 straight games from Dec. 3, 2025 to Jan. 17, 2026.

Kennard Davis Jr. has scored in double figures in three consecutive games for the first time as a Cougar following his season-high 20 points against the Mountaineers. The junior has also knocked down at least one 3-pointer in nine straight games which is the third-longest streak of his career.

The Houston Cougars are the only Big 12 school that BYU has not beaten on the hardwood since they joined the conference in 2023-24.



23-10	Overall	26-5
9-9 (Big 12)	Conference	14-4 (Big 12)
RV	AP Poll	5th
RV	Coaches Poll	5th
22nd	KenPom	6th
24th	NET	7th
Kevin Young	Head Coach	Kelvin Sampson
2nd	Experience	12th (37th)
49-20	Record	325-89 (825-359)

AJ Dybantsa (25.2)	Top Scorer	Kingston Flemings (16.5)
Keba Keita (7.1)	Top Rebounder	Chris Cenac Jr. (7.4)
Robert Wright III (4.7)	Top Assists	Kingston Flemings (5.4)
84.5	Scoring Offense	77.6
75.4	Scoring Defense	62.7
+9.1	Scoring Margin	+14.9
.479	Field Goal Percentage	.451
.442	Field Goal Percentage Defense	.403
.347	3PT Field Goal Percentage	.345
.354	3PT Field Goal Percentage Defense	.315
8.7	3-Pointers Per Game	8.9
.743	Free Throw Percentage	.771
38.5	Rebounds Per Game	36.5
12.5	Offensive Rebounds Per Game	12.8
26.0	Defensive Rebounds Per Game	23.7
+4.5	Rebound Margin	+3.0
13.7	Assists Per Game	15.0
10.6	Turnovers	8.3
±0.9	Turnover Margin	+5.6
7.2	Steals Per Game	7.8
4.5	Blocks Per Game	3.8

NUMBERS TO KNOW

11

Khadim Mboup has 11 offensive rebounds during BYU's three-game winning streak including a career-high six offensive boards in BYU's win over Kansas State.

12

AJ Dybantsa has scored at least 20 points in a career-best 12 straight games following his 27-point performance on Thursday, tied for the second-longest streak in program history.

1006

With 11 points against West Virginia, Robert Wright III joined the 1,000-point club. He has scored 603 points this season after scoring 403 points last season at Baylor.

TABLE OF CONTENTS

BYU's Record When	3
Scoring By Half	7
Game High/Lows	9
Head Coach Kevin Young	11
2025-26 Roster	12
Player Bios	14
Last Time When	29

POTENTIAL STARTING 5



ROBERT WRIGHT III

	Season Statistics										Career Statistics									
	GP-GS	MIN/G	FG%	3FG%	FT%	R/G	A/G	STL	BLK	PTS/G	GP-GS	MIN/G	FG%	3FG%	FT%	R/G	A/G	STL	BLK	PTS/G
Home	15-15	34.3	.487	.433	.853	3.9	4.5	18	1	18.5	31-25	32.3	.462	.400	.820	3.2	4.9	38	2	14.7
Away	9-9	36.2	.479	.359	.796	3.1	3.8	10	0	21.0	21-16	33.3	.440	.333	.800	2.4	3.8	22	1	16.3
Neutral	9-9	33.7	.432	.441	.826	3.3	5.9	12	0	15.1	16-13	29.4	.426	.457	.838	2.5	4.4	15	0	13.0
Total	33-33	34.7	.471	.414	.829	3.5	4.7	40	1	18.3	68-54	31.9	.466	.389	.815	2.8	4.4	75	3	14.8



AJ DYBANTSA

	Season Statistics										Career Statistics									
	GP-GS	MIN/G	FG%	3FG%	FT%	R/G	A/G	STL	BLK	PTS/G	GP-GS	MIN/G	FG%	3FG%	FT%	R/G	A/G	STL	BLK	PTS/G
Home	15-15	34.2	.514	.333	.752	7.6	4.5	20	8	26.3	15-15	34.2	.514	.333	.752	7.6	4.5	20	8	26.3
Away	9-9	36.3	.502	.311	.746	5.6	3.2	7	1	24.9	9-9	36.3	.502	.311	.746	5.6	3.2	7	1	24.9
Neutral	9-9	33.0	.538	.360	.788	6.7	3.4	10	3	23.9	9-9	33.0	.538	.360	.788	6.7	3.4	10	3	23.9
Total	33-33	34.5	.517	.331	.759	6.8	3.8	37	12	25.2	33-33	34.5	.517	.331	.759	6.8	3.8	37	12	25.2



ALEKSEJ KOSTC

	Season Statistics										Career Statistics									
	GP-GS	MIN/G	FG%	3FG%	FT%	R/G	A/G	STL	BLK	PTS/G	GP-GS	MIN/G	FG%	3FG%	FT%	R/G	A/G	STL	BLK	PTS/G
Home	14-1	10.2	.396	.385	1.000	1.1	0.6	5	0	3.9	14-1	10.2	.396	.385	1.000	1.1	0.6	5	0	3.9
Away	5-0	17.0	.417	.421	1.000	1.0	0.4	1	0	5.6	5-0	17.0	.417	.421	1.000	1.0	0.4	1	0	5.6
Neutral	6-2	10.8	.238	.250	1.000	0.3	0.2	0	0	3.2	6-2	10.8	.238	.250	1.000	0.3	0.2	0	0	3.2
Total	25-3	11.6	.366	.359	1.000	0.9	0.4	6	0	4.0	25-3	11.6	.366	.359	1.000	0.9	0.4	6	0	4.0



KEBA KEITA

	Season Statistics										Career Statistics									
	GP-GS	MIN/G	FG%	3FG%	FT%	R/G	A/G	STL	BLK	PTS/G	GP-GS	MIN/G	FG%	3FG%	FT%	R/G	A/G	STL	BLK	PTS/G
Home	13-13	22.4	.620	.000	.455	7.2	0.5	13	15	5.5	64-36	17.3	.659	.000	.484	6.3	0.6	45	66	7.0
Away	9-9	23.4	.742	.000	.462	6.9	0.2	7	17	5.8	42-26	17.7	.608	.000	.463	5.4	0.3	32	47	5.2
Neutral	9-9	21.6	.707	.000	.611	7.1	0.1	12	21	7.7	26-17	18.3	.657	.000	.532	6.3	0.3	23	41	6.4
Total	31-31	22.4	.680	.000	.509	7.1	0.3	32	53	6.2	132-79	17.6	.644	.000	.489	6.0	0.4	100	154	6.3



KENNARD DAVIS JR.

	Season Statistics										Career Statistics									
	GP-GS	MIN/G	FG%	3FG%	FT%	R/G	A/G	STL	BLK	PTS/G	GP-GS	MIN/G	FG%	3FG%	FT%	R/G	A/G	STL	BLK	PTS/G
Home	14-14	28.3	.384	.312	.750	2.6	1.5	12	1	8.3	47-35	26.8	.453	.351	.736	3.6	1.8	43	8	9.9
Away	9-9	26.9	.353	.211	.857	2.6	1.1	10	4	6.9	31-23	27.5	.391	.308	.746	3.3	1.3	27	6	8.1
Neutral	7-7	33.0	.468	.476	4.00	3.0	1.0	12	0	11.4	16-13	32.9	.437	.382	.750	3.8	1.4	27	1	12.4
Total	30-30	28.9	.400	.331	.765	2.7	1.3	34	5	8.6	30-30	28.9	.400	.331	.756	2.7	1.3	34	5	8.6

MR. 1000

With his 11-point performance on Wednesday, **Robert Wright III** became the third Cougar to score over 1,000 points in their collegiate career joining **Richie Saunders** and **Dawson Baker**.

After scoring 403 points last season as a freshman, Wright III has 603 points in 33 games in 2025-26 including 13 games with 20-plus including four straight before missing most of the second half in Tuesday's win over Kansas State. He isn't only scoring at a higher level as the sophomore is shooting 47.1 percent from the field, 41.4 percent from three and 82.9 percent from the free throw line after shooting 41.4/35.2/79.6 last season.

READY FOR THE FIGHT

BYU will look to win its third straight game over a ranked opponent on Thursday after defeating No. 6 Iowa State and No. 10 Texas Tech in two of its final three home games of the season.

The Cougars are 8-11 under second-year head coach Kevin Young with four of those wins coming in March. Young's eight ranked wins are tied for the third-most in program history with **Mark Pope** and **LaDell Anderson**.

Coach Young vs. Ranked Opponents			
Date	Opponent	Location	Result
11/28/24	No. 23 Ole Miss	San Diego, Calif.	L, 85-96 (OT)
1/4/25	No. 14 Houston	Houston, Texas	L, 55-86
2/4/25	No. 20 Arizona	Provo, Utah	L, 74-85
2/18/25	No. 23 Kansas	Provo, Utah	W, 91-57
2/22/25	No. 19 Arizona	Tucson, Ariz.	W, 96-95
3/4/25	No. 10 Iowa State	Ames, Iowa	W, 88-85 (2OT)
3/13/25	No. 12 Iowa State*	Kansas City, Mo.	W, 96-92
3/14/25	No. 2 Houston	Kansas City, Mo.	L, 54-74
3/22/25	No. 13 Wisconsin#	Denver, Colo.	W, 91-89
3/27/25	No. 7 Alabama#	Newark, N.J.	L, 84-113
11/15/25	No. 3 UConn	Boston, Mass.	L, 84-86
11/21/25	No. 23 Wisconsin	Salt Lake City, Utah	W, 98-70
1/17/26	No. 15 Texas Tech	Lubbock, Texas	L, 71-84
1/26/26	No. 1 Arizona	Provo, Utah	L, 83-86
1/31/26	No. 14 Kansas	Lawrence, Kan.	L, 82-90
2/7/26	No. 8 Houston	Provo, Utah	L, 66-77
2/18/26	No. 4 Arizona	Tucson, Ariz.	L, 68-75
2/21/26	No. 6 Iowa State	Provo, Utah	W, 79-69
3/7/26	No. 10 Texas Tech	Provo, Utah	W, 82-76

* Big 12 Championship
NCAA Tournament

A win over Houston would be the Cougars first over a Top 5 opponent since Feb. 22, 2020 against No. 2 Gonzaga.

KEEP ON RUNNIN'

BYU improved to 44-38 in conference tournaments with its win over Kansas State on Tuesday evening. They are also 3-2 in Big 12 Tournament games and have won at least one game in postseason play for a sixth consecutive season.

BYU All-Time Results in Big 12 Tournament		
Date	Opponent	Final Score
March 11, 2026	West Virginia	W, 68-48
March 10, 2026	Kansas State	W, 105-91
March 14, 2025	No. 2 Houston	L, 54-74
March 13, 2025	No. 12 Iowa State	W, 96-92
March 14, 2024	No. 25 Texas Tech	L, 67-81
March 13, 2024	UCF	W, 87-73

Houston will be the first Big 12 school that BYU has played multiple times in the conference tournament.

MAKING A NAME FOR HIMSELF

With 27 points in the win over West Virginia, **AJ Dybantsa** has now scored 833 points in 33 starts which are the sixth-most by a freshman in NCAA Division I men's basketball history.

Freshman to score 800 points in a season			
Year	Name, School	GP	Pts
2006-07	Kevin Durrant, Texas	35	903
2017-18	Trae Young, Oklahoma	32	876
2007-08	Michael Beasley, Kansas State	33	866
2018-19	R.J. Barrett, Duke	38	860
1972-73	James Fly Williams, Austin Peay	29	854
2025-26	AJ Dybantsa, BYU	33	833
2001-02	Jason Conley, VMI	28	820
2018-19	Lamine Diane, CSUN	33	818
1982-83	Wayman Tisdale, Oklahoma	33	810
1989-90	Alphonso Ford, Mississippi Valley State	27	808

His 833 points are also the third-most in single season in program history with only **Jimmer Fredette** (2010-11) and **Devin Durrant** (1983-84) having score more than the 6-foot-9 forward from Brockton, Mass.

Rk	Name, Year	G	Pts	Avg
1	Jimmer Fredette, 2010-11	37	1,068	28.9
2	Devin Durrant, 1983-84	31	866	27.9
3	AJ Dybantsa, 2025-26	32	806	25.2

ICE IN HIS VEINS

Robert Wright III enters Thursday's quarterfinal showdown against Houston having made 21 consecutive free throws.

HOME AWAY FROM HOME

BYU is 8-1 in neutral site games this season following Wednesday's win over West Virginia. The Cougars seven straight victories on neutral courts is the longest streak for the program since winning five straight from Nov. 26 - Dec. 11, 2010.

BYU in Neutral Site Games in 2025-26				
Date	Opponent	Location	Final Score	
March 11, 2026	West Virginia	Kansas City, Mo.	W, 68-48	
March 10, 2026	Kansas State	Kansas City, Mo.	W, 105-91	
Dec. 9, 2025	Clemson	New York City, N.Y.	W, 67-64	
Dec. 3, 2025	Cal Baptist	Salt Lake City, Utah	W, 91-60	
Nov. 28, 2025	Dayton	Kissimmee, Fla.	W, 83-79	
Nov. 27, 2025	Miami	Kissimmee, Fla.	W, 72-62	
Nov. 21, 2025	No. 23 Wisconsin	Salt Lake City, Utah	W, 98-70	
Nov. 15, 2025	No. 3 UConn	Boston, Mass.	L, 84-86	
Nov. 3, 2025	Villanova	Las Vegas, Nev.	W, 71-66	

POINT BY POINT

With a 38 combined points against West Virginia, **AJ Dybantsa** and **Robert Wright III** have now scored the most points by a duo in program history with 1,436.

Season	Players	Points
2010-11	Jimmer Fredette (1,068), Jackson Emery (462)	1,530
2025-26	AJ Dybantsa (833), Robert Wright III (603)	1,436
2012-13	Tyler Haws (780), Brandon Davies (637)	1,417
1980-81	Danny Ainge (782), Fred Roberts (603)	1,385
1987-88	Michael Smith (679), Jeff Chatman (623)	1,302
2025-26	AJ Dybantsa (833), Richie Saunders (451)	1,284
2017-18	Elijah Bryant (636), Yoeli Childs (624)	1,260
2018-19	Yoeli Childs (679), TJ Haws (570)	1,249
2013-14	Tyler Haws (767), Matt Carlino (481)	1,248
2014-15	Tyler Haws (776), Kyle Collinsworth (456)	1,232

Dybantsa and **Richie Saunders** also moved up to sixth on the duo scoring list with 1,284 points.

MARIO AND LUIGI

Robert Wright III's 11 points on Wednesday give him 603 on the season making him and **AJ Dybantsa** the 12th duo in Big 12 history to each score 600 points in the same season.

Season	School	Players
2002-03	Kansas	Collison (702), Hinrich (641), Langford (603)
2001-02	Missouri	Rush (712), Curry (607)
2006-07	Oklahoma State	Boggan (647), Curry (607)
2007-08	Texas	Augustin (731), Abrams (611)
2008-09	Baylor	Jerrells (635), Dunn (614)
2009-10	Kansas State	Pullen (715), Clemente (613)
2010-11	Colorado	Robinson (692), Taylor (647)
2011-12	Kansas	Robinson (692), Taylor (747)
2013-14	Iowa State	Kane (614), Ejim (605)
2022-23	Kansas State	Novell (633), Johnson (627)
2024-25	UCF	Johnson (644), Hall (620)
2025-26	BYU	Dybantsa (833), Wright III (603)

COMING FOR THE CROWN

AJ Dybantsa's 67 points through two games at the Big 12 Tournament are four shy of tying Kansas' **Jalen Wilson** and Oklahoma State's **Cade Cunningham** for the eighth-most points scored in a single tournament.

Year	Name, School	GP	Pts
2007	Kevin Durant, Texas	3	92
2000	Marcus Fizer, Iowa State	3	79
2011	Alec Burks, Colorado	3	76
1997	Corey Brewer, Oklahoma	3	83
2018	Malik Newman, Kansas	3	72
2003	Andre Emmett, Texas Tech	3	72
2021	Cade Cunningham, Oklahoma State	3	71
2023	Jalen Wilson, Kansas	3	71
2026	AJ Dybantsa, BYU	2	67

BYU'S RECORD WHEN...

	2025-26	Under Young	Streak	Notes
Against Non-conference opponents	12-1	23-4	W9	Won eight or more non-conference games in 20 consecutive seasons
At Home	6-0	13-0	W26	26 consecutive non-conference wins at the Marriott Center; winners of 40 of last 42
On Road	0-0	0-1	L2	0-2 over the past two seasons in non-conference road games
At Neutral Sites	6-1	11-4	W5	5-1 in last three MTE's
Against Big 12 opponents	11-9	26-16	W3	Picked to finish 2nd in the Big 12 Preseason Poll
At Home	6-3	14-5	W1	Won 20 of last 24 at home in league play
On Road	3-6	9-10	L3	12-16 all-time as a member of the Big 12
At Neutral Sites	2-0	3-1	W2	Went 1-1 at 2025 Big 12 Championship
vs. AP Top-25 team	3-6	8-11	W2	Young is 8-11 against ranked opponents during his tenure
vs. AP Top-15 team	2-6	5-9	W2	Win over No. 6 Iowa State on Feb. 21, 2026 ended seven-game losing streak
vs. AP Top 10 team	2-4	3-6	W2	Two of three Top 10 wins under Young have come against Iowa State
vs. AP Top 5 team	0-3	0-4	L10	Lost 10 straight overall; last win over No. 2 Gonzaga (91-78) on Feb. 2020
as AP Top-25 team	20-9	27-11	L2	Won 13 straight until setback to No. 15 Texas Tech on Jan. 17, 2026
as AP Top-15 team	17-4	17-4	L2	
as AP Top 10 team	15-1	15-1	W12	58-20 all-time as a Top 10 team
as AP Top 5 team	0-0	0-0	W1	Defeated Wyoming 102-78 on March 5, 2011
Leading at Half	16-0	39-5	W25	19-0 in 2024-25 when leading by six or more
Leading by 1-5 points	5-0	11-5	W7	Won nine of last 10; 20-6 in last 26
Leading by 6-10	5-0	11-0	W14	Won 25 of 27; last loss at No. 14 Baylor on Jan. 9, 2024
Leading by 11-15	2-0	5-0	W5	Won 24 of last 26 dating back to 2021-22 season
Leading by 16-20	2-0	6-0	W6	37-2 since the beginning of 2012-13 season
Leading by 21+	2-0	6-0	W28*	
Trailing at Half	6-9	9-13	W1	Overcame a 21-point halftime deficit to defeat Clemson at Jimmy V Classic
Trailing by 1-5 points	2-1	5-1	L1	
Trailing by 6-10	3-2	3-2	W1	6-19 over last 25 with all four of those wins coming away from Provo
Trailing by 11-15	0-4	0-6	L8	
Trailing by 16-20	0-1	0-2	L4	Overcame 17-point halftime deficit against TCU in 2023-24
Trailing by 21+	1-1	1-2	W2	Had lost 13 straight since 1997-98 prior to win over Clemson on Dec. 9, 2025
Tied at Half	1-1	1-2	W1	Win at Baylor on Feb. 10, 2026 ended a five-game losing streak
Leading with 5:00 left (regulation)	21-0	47-0	W75	Won 88 of last 90; last loss vs. Gonzaga on Feb. 12, 2023
Trailing or Tied with 5:00 left	2-10	2-19	L8	Had lost 14 straight before win over Clemson on Dec. 9, 2025 at Jimmy V Classic
In Overtime Games	1-0	3-2	W3	Picked up first overtime win of Kevin Young era on Jan. 28, 2025 against Baylor
BYU scores less than 60 points	0-0	0-2	L7	12-44 since 2000-01; last win against Saint Mary's on Jan 8, 2022
BYU scores between 60-69	2-3	3-7	W1	4-16 in last 20 games
BYU scores between 70-79	4-2	8-4	L1	Won 5 of last 8
BYU scores between 80-89	6-4	17-6	W1	Won 27 of last 34
BYU scores between 90-99	7-1	16-1	W2	112-6 since 2000-01; last loss in regulation was to Oklahoma State on Feb. 4, 2026
BYU scores 100+ points	4-0	5-0	W12	32-3 since 2000-01 season
Opponent scores less than 60	4-0	13-0	W21	138-2 dating back to 2006-07 season; only losses are to Saint Mary's
Opponent scores between 60-69	7-0	13-0	W13	102-11 since 2012-13
Opponent scores between 70-79	7-3	11-7	W1	17-8 in last 25 including win over No. 10 Texas Tech on March 7, 2026
Opponent scores between 80-89	3-3	8-7	W1	6-9 against Big 12 opponents
Opponent scores between 90-99	2-4	4-5	W1	7-26 since 2000-01; Last win came vs. Kansas State on March 10, 2026
Opponent scores 100+	0-0	0-1	L9	2-9 since 2000-01; Last win came on Nov. 11, 2013 at Stanford (112-103)
Games decided by 3 points or less	1-2	4-3	L1	9-9 in since 2021-22
Games decided by 4-9 points	7-4	13-6	W1	
Games decided by 10-19 points	7-3	14-7	W1	17-11 in last 28
Games decided by 20 or more points	8-1	18-4	W1	Had won 26 straight before setback to No. 14 Houston on Jan. 4
BYU shot 50% or better	12-1	29-1	W3	Loss at Oklahoma State snapped 39-game win streak
Opponent shot 50% or better	2-6	6-9	W1	13-20 since 2021-22
BYU outshoots opponent	21-1	45-2	W2	Loss at West Virginia on Feb. 28, 2026 ended 33-game win streak
Opponent outshoots BYU	2-9	4-18	W1	Win over No. 10 Texas Tech on March 7 ended seven-game losing streak
Teams shot equal FG percentage	0-0	0-0		
BYU makes 10 or more 3-pointers	8-3	27-6	W2	Had won 13 straight prior to back-to-back losses; 184-35 since 2000-01
BYU makes 15 or more 3-pointers	1-0	7-0	W21	27-1 all-time; last loss came against Ole Miss on March 17, 2015
Opponent makes 10 or more 3-pointers	7-4	18-10	W2	
BYU outrebounds opponent	20-2	43-5	W5	36-4 in last 40
Opponent outrebounds BYU	3-7	5-14	L4	Ended seven-game losing streak with win at No. 19 Arizona on Feb. 22, 2025
BYU, opponent tie in rebounds	0-1	1-1	L1	3-1 in Big 12 play since joining the league
BYU has a positive TO margin	12-3	24-8	W3	
BYU has a negative TO margin	10-6	23-11	L2	Had negative TO margin in two of three postseason games last season
BYU, opponent tie in TOs	1-1	2-1	L1	Last happened in loss at No. 4 Arizona on Feb. 18, 2026
One player in double figures	0-0	0-3	L3	All three losses this season have come on the road
Two players in double figures	1-1	4-3	W1	12-11 since 2021-22
Three players in double figures	12-8	19-11	W2	15-14 against Big 12 opponents
Four players in double figures	8-1	17-2	W8	29-5 in their last 34
Five players in double figures	2-0	8-1	W7	19-4 since 2021-22
Six players in double figures	0-0	1-0	W8	Has happened three times since the 2021-22 season
Coming off a win	17-5	36-12	W2	
Coming off a loss	5-5	11-7	W1	
Two-plus days between games	20-9	45-18	W2	
One day between games	0-1	1-1	L1	
Playing the next day	2-0	3-1	W2	

*dates back to 2012-13 season

FIRST TIME FOR EVERYTHING

BYU was ranked in the Top 10 in the AP Preseason Poll for the first time in program history with Cougars coming in at No. 8 just ahead of Kentucky and Texas Tech with 1,078 points.

Season	Ranking
2025-26	8th
2010-11	24th
1980-81	18th
1979-80	15th
1972-73	12th
1971-72	15th
1964-65	19th

SPEAKING OF HOME COURT ADVANTAGE

After going 15-2 at the Marriott Center last season, BYU has now won 10 or more home games in 20 straight seasons. With the win over Eastern Washington, BYU has now won 26 consecutive non-conference home games dating back to December 2022.

Date	Opponent	Score
December 22, 2025	Eastern Washington	109-81
December 19, 2025	Abilene Christian	85-67
December 16, 2025	Pacific	93-57
December 13, 2025	UC Riverside	100-53
November 11, 2025	Delaware	85-68
November 8, 2025	Holy Cross	98-53
December 20, 2024	Florida A&M	103-57
November 23, 2024	Mississippi Valley State	87-43
November 16, 2024	Idaho	95-71
November 13, 2024	Queens	99-55
November 8, 2024	UC Riverside	86-80
November 5, 2024	Central Arkansas	88-50
December 30, 2023	Wyoming	94-68
December 22, 2023	Bellarmine	101-59
December 16, 2023	Georgia State	86-54
December 13, 2023	Denver	90-74
December 5, 2023	Evansville	96-55
November 18, 2023	Morgan State	93-50
November 15, 2023	Southeastern Louisiana	105-48
November 10, 2023	San Diego State	74-65
November 6, 2023	Houston Christian	110-63
December 22, 2022	Weber State	63-57
December 20, 2022	Lindenwood	90-61
December 17, 2022	Utah	75-66
December 15, 2022	Western Oregon	97-64

Young's 15 first wins at home last season are tied for the most by a first-year head coach in program history as Roger Reid went a perfect 15-0 in 1989-90.

LACK OF OXYGEN

The BYU/Utah road trip has been difficult for opposing schools since the two schools joined the Big 12 as Texas Tech is the only school to win both games. Earlier this season, Houston became just the second school to sweep the Utah/Utah road trip.

Season	School	Record
2024-25	Texas Tech	2-0
2024-25	Oklahoma State	0-2
2024-25	Cincinnati	0-2
2024-25	Baylor	1-1
2024-25	Kansas	0-2
2024-25	Kansas State	0-2
2024-25	West Virginia	1-1
2025-26	TCU	0-2
2025-26	Houston	2-0
2025-26	Iowa State	1-1
2025-26	UCF	2-0

DON'T GET PULLED OVER

If you have been to a BYU game since Kevin Young took over, you will know that he enjoys wearing a variety of pullovers. Here is his record this season.

Pullover	Record
Black w/Brigham Young script	5-1
Black w/Y Beedigger Cougar	6-0
Black w/BYU Beedigger Cougar	4-3
Black w/Reflective BYU Beedigger Cougar	0-2
Black w/Cougar Club logo	1-1
Gray w/BYU Beedigger Cougar	4-2
Gray w/Y Beedigger Cougar	3-1

COMEBACK COUGS

The Cougars are one of four NCAA Division I schools that have multiple 23-plus point comebacks according to the 2024-25 NCAA Record Book.

School	# of 23+ point comebacks
Charlotte	3
BYU	2
Duke	2
Milwaukee	2



THE HOME OF COUGAR BASKETBALL

The Marriott Center is one of the best home court advantages in all of college basketball, with the Cougars ranking the Top 25 in attendance 46 times including three seasons at No. 1. The Cougars rank **FIFTH** in the nation in average attendance with 18,073 fans per game after ranking seventh last season. BYU is one of two Big 12 schools to rank in the Top 50 as Kansas sits 11th with 15,308 fans per game.

School	Games Played	Average Attendance
Kentucky	18	19,731
North Carolina	18	19,499
Tennessee	17	19,251
Arkansas	18	18,796
BYU	15	17,073
Syracuse	18	17,726
Creighton	16	16,636
NC State	17	16,341

In Young's first season at BYU was one of seven schools to average over 17,00 fans per game as the Cougars became the first school not named Kansas to lead the Big 12 in attendance for the first time since 1985-86.

Through seven home games, BYU is on pace to finish in the Top 10 in attendance in back-to-back seasons for the first time since doing it 26 straight seasons from 1971-97.

ROC, PAPER, SCISSORS. WE WIN.

BYU's student section, "The ROC", has played a significant impact on opposing teams free throw shooting percentage over the past six seasons. In 2024-25, opposing teams shot 65.7 percent from the free throw into the student section which is the lowest since 2019-20. Over the past six seasons, visitors to the Marriott Center are shooting nearly four percent worse in the second half.

Year	1st Half	
	FTA-FTM	Percentage
2019-20	68-96	69.8
2020-21*	55-76	72.4
2021-22	81-118	72.0
2022-23	71-103	72.0
2023-24	69-101	68.3
2024-25	57-86	66.3
2025-26	67-6	69.8
Total	471-664	70.9
Total w/fans	416-558	70.7

Year	2nd Half	
	FTA-FTM	Percentage
2019-20	107-165	64.8
2020-21*	92-139	66.2
2021-22	105-171	61.4
2022-23	121-182	66.5
2023-24	130-190	68.4
2024-25	92-140	65.7
2025-26	85-117	72.6
Total	732-1104	66.3
Total w/fans	640-965	66.3

Year	Total	
	FTA-FTM	Percentage
2019-20	174-261	66.7
2020-21*	157-228	68.9
2021-22	190-289	65.7
2022-23	192-285	67.4
2023-24	199-291	68.4
2024-25	149-226	65.9
2025-26	152-201	75.6
Total	1213-1781	68.1
Total w/fans	1056-1553	68.0

*no fans allowed due to COVID-19 pandemic

MAKING DREAMS A REALITY

Nate Pickens, a transfer from UC Riverside, will get the chance to play against his high school teammate, Milos Uzan, when the Cougars host Houston. The 6-foot-3 guard made the most 3-point field goals in a single game during his senior season at Dream City Christian playing Uzan, who was a Preseason All-Big 12 First Team selection.

HEAR THE WEDDING BELLS

BYU does not lead the nation in the married players as only two Cougars have tied the knot: Richie (Sierra) Saunders and Dawson (Maddy) Baker. Hawaii leads the way with four married players including former Cougar Hunter Erickson, who also spent time at Salt Lake Community College and Utah.

FRIENDS & FOES

AJ Dybantsa was named the MVP of the FIBA U19 World Cup this past summer in Switzerland where he led Team USA to the gold medal. During the tournament he played alongside and against players who the Cougars are scheduled to face this season including two of the three members of Team USA's coaching staff.

Name	Country	School
Hayden Jones	New Zealand	Wisconsin
Jackson Ball	New Zealand	Wisconsin
Jacob Furphy	Australia	UConn
Eric Reibe	Germany	UConn
Tommy Lloyd	United States	Arizona
Koa Peat	United States	Arizona
Grant McCasland	United States	Texas Tech
Christian Anderson	Germany	Texas Tech

He became the fifth American to be named the MVP of the event joining Chet Holmgren (2021), Reggie Perry (2019), Jalen Brunson (2015) and Aaron Gordon (2013). He also earned All-Star Five accolades for a second straight World Cup after averaging 14.3 points, 4.1 rebounds, 2.3 assists and 1.1 steals per game. He shot 68.4 percent from inside the arc and 84.0 percent from the free throw line.

He scored in double figures in all seven games including a tournament-high 22 points in a 108-102 win over Canada in the quarterfinals. He went 5-of-8 from the field and 12-of-13 from the charity stripe, making his final five attempts from the free throw line to help the Americans pull away from the Canadians.

Team USA had one of the best offensive performances in World Cup history as the Americans finished the tournament scoring over 100 points in six straight games, a FIBA U19 World Cup record.

THE WORLD IS OUR CAMPUS

Dybantsa isn't the only player on the roster that has represented his country on the national stage as **Aleksej Kostic** spent time with the Austrian Senior National team during FIBA World Cup European Pre-Qualifiers this summer.

The freshman guard appeared in three games during the window highlighted by a 8-point performance in a win over Netherlands. He was 2-of-5 from the field, 2-of-4 from 3-point range and 2-of-2 from the free throw line. He also scored six points in a setback to Bulgaria.

Dominique Diomande has represented the Ivory Coast on the youth and senior levels including spending time on the floor with current graduate assistant Charles Abouo. The former and current Cougars were teammates with Les Elephants during the 2023 FIBA African Qualifiers where Diomande appeared in three games averaging 1.3 points per game. He averaged 21.2 points, 12.0 rebounds, 2.4 steals and 2.0 blocks per game at FIBA U16 AfroBasket.

Mihailo Boskovic was named the MVP at the FIBA U20 European Championship, Division B in 2022 after helping Serbia claim the team title. He averaged 12.3 points, 6.6 rebounds, 2.1 assists and 1.0 blocks per game as the Serbians went 7-0. In the final against Iceland, he finished with eight points and 11 rebounds.

The international experience in the program isn't just confined to the players as the two associate head coaches, Tim Fanning and Will Voigt, have spent time with national teams during their coaching careers.

Fanning spent the summer with the Netherlands Under-18 team at the FIBA U18 EuroBasket Championship-Division B. After going 1-3 in the group stage, Fanning led the Dutch to three straight wins including a 67-62 win over Croatia to finish ninth.

Voigt, no stranger to coaching all over the world, led Nigeria to its first-ever AfroBasket Championship in 2015, qualifying them for the 2016 Olympics. In Rio, D'Tigers went 1-4 with the lone win coming against Croatia; who finished atop the group with three wins and two losses.

TIME FOR CELEBRATION

October 16, 2025 marked the 150th anniversary of the founding of Brigham Young University. For the past 150 years, BYU has been amplifying truth and knowledge by nurturing the divine light in our students who then share the light of Jesus Christ with the world. As we celebrate BYU, we will celebrate the gifts of light: gifts of lights given to us and gifts of light we can share with others, for "That light groweth brighter and brighter" - "that all may be edified of all" (D&C 50:24; 88:122).

The year-long anniversary celebration will feature many varied activities, beginning in August 2025 and extending through June of 2026. It will include inspiration and vision from university and Church leaders, displays of educational and outreach initiatives across campus, hundreds of thousands of hours of caring service around the world and energy, music, color, pageantry, and all the trappings of a great big party.

ALL GAS, NO BRAKES

The Cougars attempted over 1,000 3-pointers in consecutive seasons for the first time in program history, in fact prior to the start of the 2024-25 season BYU had never attempted more than 999 3-pointers in a single season in program history.

DO YOU WANT FRIES WITH THAT?

AJ Dybantsa become the sixth Cougar and first since Garner Mead in 2000 to be named a McDonald's All-American. He finished with 17 points leading the West team to a 105-92 victory.

Name	Year
AJ Dybantsa	2025
Garner Mead	2000
Shawn Bradley	1990
Michael Smith	1983
Greg Kite	1979
Devin Durrant	1978

Two of BYU's last five lottery picks in the NBA Draft were McDonald's All-Americans with Shawn Bradley picked second by the Philadelphia 76ers in 1993 and Michael Smith being selected by the Boston Celtics with the 13th pick in the 1989 Draft.

NOT HYPOTHETICAL

Egor Demin looks to be the first of many lottery picks for head coach Kevin Young and the Cougars after being selected with the eighth pick by the Brooklyn Nets in the 2025 NBA Draft. He was the first Cougar since 2011 to be drafted and is one of five players in program history to be a lottery pick.

Name	Year	Pick	Team
Egor Demin	2025	8th	Brooklyn Nets
Jimmer Fredette	2011	10th	Sacramento Kings
Rafael Araujo	2004	8th	Toronto Raptors
Shawn Bradley	1993	2nd	Philadelphia 76ers
Michael Smith	1989	13th	Boston Celtics

Demin, a 6-foot-9 guard who broke Danny Ainge's freshman assist record won't be the only Cougar to play in the professional ranks this season with four of his teammates having signed deals to extend their playing careers.

FIND SOLUTIONS

After losing to the first three ranked teams that he faced as a head coach, Kevin Young won eight of the latest 15 including a win over No. 13 Wisconsin in the Round of 32 of the NCAA Tournament. He also led BYU to back-to-back ranked wins for the first time since Harry S. Truman was the President of United States in 1951.

Date	Coach Young wins over AP Top 25			Result
	Opponent	Location	W-L	
March 7, 2026	No. 10 Texas Tech	Provo, Utah	W, 82-76	
February 21, 2026	No. 6 Iowa State	Provo, Utah	W, 79-69	
November 21, 2025	No. 23 Wisconsin	Salt Lake City, Utah	W, 98-70	
March 22, 2025	No. 13 Wisconsin#	Denver, Colo.	W, 91-89	
March 13, 2025	No. 12 Iowa State!	Kansas City, Mo.	W, 96-92	
March 4, 2025	No. 10 Iowa State	Ames, Iowa	W, 88-85 (2OT)	
February 22, 2025	No. 19 Arizona	Tucson, Ariz.	W, 96-95	
February 18, 2025	No. 23 Kansas	Provo, Utah	W, 91-57	

NCAA Tournament

! Big 12 Championship

SPECIAL TALENT

AJ Dybantsa's seven 30-point games this season including a 43-point performance in a win over Utah are a BYU freshman record. The 6-foot-9 forward is one of six freshman in program history to score 30 points in a game with only Danny Ainge and Mekeli Wesley joining Dybantsa as the only other Cougars with multiple performances.

Name, Opponent, Date	Pts
Danny Ainge at Idaho State, 12/3/1977 (14-23 FG, 0-0 3FG, 8-9 FT)	36
Danny Ainge vs. Arizona State, 1/21/1977 (11-21 FG, 0-0 3FG, 11-11 FT)	31
Fred Roberts at UTEP, 2/10/1979 (13-17 FG, 0-0 3FG, 4-4 FT)	30
Mekeli Wesley vs. Washington, 12/9/1997 (10-16 FG, 0-4 3FG, 11-12 FT)	31
Mekeli Wesley at UTEP, 2/28/1998 (7-18 FG, 1-1 3FG, 16-18 FT)	31
Mark Bigelow at Washington State, 12/8/1998 (11-20 FG, 3-4 3FG, 8-10 FT)	33
Matt Carlino at San Francisco, 2/16/2012 (13-19 FG, 4-7 3FG, 0-1 FT)	30
AJ Dybantsa vs. Abilene Christian, 12/19/2025 (9-12 FG, 0-2 3FG, 17-20 FT)	35
AJ Dybantsa vs. Eastern Washington, 12/22/2025 (11-13 FG, 2-3 3FG, 9-11 FT)	33
AJ Dybantsa vs. Utah, 1/24/2026 (15-24 FG, 4-5 3FG, 9-10 FT)	43
AJ Dybantsa at Oklahoma State, 2/4/2026 (13-20 FG, 5-8 3FG, 5-7 FT)	36
AJ Dybantsa at Baylor, 2/10/2026 (14-20 FG, 1-4 3FG, 7-8 FT)	36
AJ Dybantsa at No. 4 Arizona, 2/18/2026 (13-28 FG, 2-6 3FG, 7-8 FT)	35
AJ Dybantsa vs. Kansas State, 3/10/2026 (15-21 FG, 2-6 3FG, 8-9 FT)	40

BYU 150



BIG 12 PRESEASON POLL

Preseason Coaches Poll		
No.	School (First-place votes)	Points
1	Houston (14)	224
2	BYU (1)	204
3	Texas Tech	200
4	Arizona (1)	179
5	Iowa State	170
6	Kansas	163
7	Baylor	137
8	Cincinnati	120
9	Kansas State	117
10	TCU	90
11	West Virginia	79
12	Oklahoma State	77
13	Utah	50
14	UCF	39
15	Colorado	37
16	Arizona State	34

Preseason All-Big 12 Team

AJ Dybantsa, BYU*
Richie Saunders, BYU
 Emanuel Sharp, Houston
 Joseph Tugler, Houston
 Milos Uzan, Houston*
 Tamin Lipsy, Iowa State
 Darryn Peterson, Kansas*
 P.J. Haggerty, Kansas State
 Christian Anderson, Texas Tech
 JT Toppin, Texas Tech*

*unanimous selection

Preseason Player of the Year: JT Toppin, Texas Tech

Preseason Newcomer of the Year: LeJuan Watts, Texas Tech

Preseason Freshman of the Year: Darryn Peterson, Kansas

Preseason Media Poll

No.	School (First-place votes)
1	Houston
2	Texas Tech
3	BYU
4	Arizona
5	Iowa State
6	Kansas
7	Baylor
8	Kansas State
9	Cincinnati
10	TCU
11	West Virginia
12	Oklahoma State
13	Utah
14	UCF
15	Colorado
16	Arizona State

BIG 12 PLAYER OF THE WEEK

Date	Player	School
Nov. 10	Koa Peat	Arizona
	Christian Anderson (1)	Texas Tech
Nov. 17	Kingston Flemings	Houston
Nov. 24	PJ Haggerty	Kansas State
Dec. 1	Joshua Jefferson	Iowa State
Dec. 8	Milan Momcilovic	Iowa State
Dec. 15	Melvin Council Jr.	Kansas
Dec. 22	Christian Anderson (2)	Texas Tech
Dec. 30	AJ Dybantsa (1)	BYU
Jan. 5	JT Toppin (1)	Texas Tech
Jan. 12	Richie Saunders	BYU
Jan. 19	JT Toppin (2)	Texas Tech
Jan. 26	JT Toppin (3)	Texas Tech
Feb. 2	Brayden Burnies	Arizona
Feb. 9	Flory Bidunga	Kansas
Feb. 16	JT Toppin (4)	Texas Tech
Feb. 23	AJ Dybantsa (2)	BYU
March 2	Christian Anderson (3)	Texas Tech
March 9	Tounde Yessoufou	Baylor
	Isaiah Johnson	Colorado

BIG 12 NEWCOMER OF THE WEEK

Date	Player	School
Nov. 10	Koa Peat (1)	Arizona
Nov. 17	Kingston Flemings	Houston
Nov. 24	Koa Peat (2)	Arizona
Dec. 1	Moe Odum	Arizona State
Dec. 8	Tounde Yessoufou (1)	Baylor
Dec. 15	Melvin Council Jr.	Kansas
Dec. 22	LeJuan Watts	Texas Tech
Dec. 30	AJ Dybantsa (1)	BYU
Jan. 5	AJ Dybantsa (2)	BYU
Jan. 12	Honor Huff	West Virginia
Jan. 19	Darryn Peterson	Kansas
Jan. 26	AJ Dybantsa (3)	BYU
Feb. 2	Brayden Burnies (1)	Arizona
Feb. 9	AJ Dybantsa (4)	BYU
Feb. 16	AJ Dybantsa (5)	BYU
Feb. 23	AJ Dybantsa (6)	BYU
March 2	Brayden Burnies (2)	Arizona
March 9	Tounde Yessoufou (2)	Baylor
	Isaiah Johnson	Colorado

BIG 12 STANDINGS

School	Big 12	Pct.	Home	Away	Overall	Pct.	Home	Road	Neutral
Arizona	16-2	.889	8-1	8-1	29-2	.935	16-1	9-1	4-0
Houston	14-4	.778	8-1	6-3	26-5	.839	15-1	6-3	5-1
Kansas	12-6	.667	8-1	4-5	22-9	.710	13-2	5-6	4-1
Texas Tech	12-6	.667	7-2	5-4	22-9	.710	14-2	5-5	3-2
Iowa State	12-6	.667	8-1	4-5	25-6	.806	16-1	5-5	4-0
TCU	11-7	.611	7-2	4-5	21-10	.677	14-5	5-5	2-0
West Virginia	9-9	.500	6-3	3-6	18-13	.581	15-3	3-6	0-4
UCF	9-9	.500	5-4	4-5	20-10	.667	13-5	554	2-0
Cincinnati	9-9	.500	7-2	2-7	17-14	.548	15-3	2-8	0-3
BYU	9-9	.500	6-3	3-6	21-10	.677	12-3	3-6	6-1
Colorado	7-11	.389	5-4	2-7	17-14	.548	13-5	2-8	2-1
Arizona State	7-11	.389	6-3	1-8	16-15	.516	10-5	2-9	4-1
Baylor	6-12	.333	3-6	3-6	16-15	.516	11-6	3-7	2-1
Oklahoma State	6-12	.333	4-5	2-7	18-13	.581	14-5	2-7	2-1
Kansas State	3-15	.167	3-6	0-9	12-19	.387	10-8	1-10	1-1
Utah	2-16	.111	1-8	1-8	10-21	.323	8-9	1-10	1-2

*as of March 9, 2026

TEAM NATIONAL RANKINGS

	National Rank	Big 12 Rank	Value	National Leader	Value
Assist-to-Turnover Ratio	128	12	1.30	Purdue	2.16
Assists Per Game	192	15	13.7	Cornell	21.2
Bench Points Per Game	351	15	11.74	Tarleton State	37.94
Blocks Per Game	41	3	4.5	Virginia	6.2
Effective FG Percentage	67	5	.546	Liberty	.616
Fastbreak Points	64	6	10.33	Georgia	20.03
Field Goal Percentage	47	4	47.7	Miami (Ohio)	52.6
Field Goal Percentage Defense	175	8	44.2	Saint Louis	37.9
Fouls Per Game	48	3	15.7	South Alabama	12.7
Free Throw Attempts Per Game	120	5	21.8	South Florida	27.7
Free Throw Percentage	105	6	74.4	Saint Mary's	80.3
Free Throws Made Per Game	99	6	16.2	South Florida	20.5
Rebound Margin	66	4	4.2	Florida	14.3
Defensive Rebounds Per Game	59	4	26.29	Charleston Southern	30.16
Offensive Rebounds Per Game	61	4	12.32	Tennessee	16.00
Rebounds Per Game	44	3	38.61	Florida	45.52
Scoring Defense	229	9	75.8	Northern Iowa	61.3
Scoring Margin	54	5	8.5	Duke	20.5
Scoring Offense	23	2	84.3	Alabama	92.1
Steals Per Game	130	6	7.1	High Point	10.9
3-Point Attempts Per Game	115	5	25.0	Alabama	35.5
3-Point Percentage	152	10	34.7	Saint Louis	40.5
3-Point Percentage Defense	261	11	35.0	UT Arlington	26.8
3-Pointers Per Game	108	6	8.7	Cornell	13.0
Turnover Margin	147	9	0.6	McNeese State	7.4
Turnovers Forced Per Game	238	11	11.13	Tarleton State	17.61
Turnovers Per Game	88	4	10.5	Houston	8.3
Winning Percentage	62	6	67.7	Miami (Ohio)	100.0

*as of March 9, 2026

INDIVIDUAL RANKINGS

	BYU Player	National Rank	Conference Rank	Value
Assists	Robert Wright III	90	9	142
Assists Per Game	Robert Wright III	96	11	4.6
Blocks	Keba Keita	54	4	50
Blocks Per Game	Keba Keita	46	5	1.72
Field Goals	AJ Dybantsa	1	1	264
	Robert Wright III	45	6	206
Field Goal Attempts	AJ Dybantsa	6	2	516
	Robert Wright III	50	5	434
Free Throws	AJ Dybantsa	8	1	195
Free Throw Attempts	AJ Dybantsa	9	1	259
Minutes Per Game	Robert Wright III	637	4	34.51
Points	AJ Dybantsa	1	1	766
	Richie Saunders	65	5	578
Points Per Game	AJ Dybantsa	1	1	24.7
	Robert Wright III	65	7	18.6
	Richie Saunderse	88	8	18.0
Steals Per Game	Richie Saunders	98	6	1.72
Triple-Doubles	AJ Dybantsa	4	2	1
3-Point Field Goal Percentage	Richie Saunders	77	7	37.6

*as of March 9, 2026



TOP 25 POLLS

AP TOP 25 (MARCH 2, 2026)

No.	Team	Ovr.	Points	Prev.
1	Duke (56)	29-2	1519	1
2	Arizona (4)	29-2	1439	2
3	Michigan	29-2	1434	3
4	Florida	25-6	1337	5
5	Houston	26-5	1241	7
6	UConn	27-4	1178	4
7	Iowa State	25-6	1137	6
8	Michigan State	25-6	1083	8
9	Illinois	24-7	1037	11
10	Virginia	27-4	953	13
11	Nebraska	26-5	939	9
12	Gonzaga	28-3	846	12
13	St. John's	25-6	733	18
14	Kansas	22-9	608	14
15	Alabama	23-8	602	16
16	Texas Tech	22-9	554	10
17	Arkansas	23-8	532	20
18	Purdue	23-8	529	15
19	North Carolina	24-7	488	17
20	Miami (Ohio)	31-0	420	19
21	Saint Mary's	27-4	325	21
22	Vanderbilt	24-7	323	24
23	Wisconsin	22-9	201	23
24	Louisville	22-9	140	RV
25	Tennessee	21-10	72	23

RECEIVING VOTES: Miami, TCU, BYU, Saint Louis, High Point, Georgia, Villanova, UCLA, VCU, Stephen F. Austin, Utah State, Ohio State, Missouri, Akron

USA TODAY COACHES POLL (MARCH 9, 2026)

No.	Team	Ovr.	Points	Prev.
1	Duke (28)	29-2	772	1
2	Arizona (3)	29-2	737	2
3	Michigan	29-2	721	3
4	Florida	25-6	677	5
5	Houston	26-5	640	6
6	UConn	27-4	614	4
7	Iowa State	25-6	564	7
8	Michigan State	25-6	537	8
9	Illinois	24-7	514	11
10	Nebraska	26-5	492	9
11	Virginia	27-4	475	13
12	Gonzaga	28-3	439	12
13	St. John's	25-6	366	17
14	Texas Tech	22-9	319	10
15	Alabama	23-8	313	16
16	Kansas	22-9	308	15
17	Arkansas	23-8	295	19
18	Purdue	23-8	294	14
19	North Carolina	24-7	199	18
20	Miami (Ohio)	31-0	191	20
21	Saint Mary's	27-4	177	21
22	Vanderbilt	24-7	160	22
23	Wisconsin	22-9	90	RV
24	Louisville	22-9	73	RV
25	Miami	24-7	31	23

RECEIVING VOTES: Villanova, Tennessee, Saint Louis, UCLA, Georgia, Utah State, Ohio State, BYU

BYU IN THE POLLS

Ranking in AP Poll										Last Win
As	Overall	Home	Away	Neutral	Last Meeting					
As #1	0-0	0-0	0-0	0-0	0-0	--				
As #2	0-0	0-0	0-0	0-0	0-0	--				
As #3	3-2	3-1	0-1	0-0	W, 102-78 vs. Wyoming (3/5/11)	Same				
As #4	0-0	0-0	0-0	0-0	--					
As #5	0-2	0-0	0-2	0-0	L, 86-80 at Wake Forest (12/22/55)	--				
As #6	4-1	0-0	1-1	3-0	W, 82-79 vs. Cincinnati (12/18/71)	Same				
As #7	12-7	6-0	6-6	0-1	L, 84-86 vs. No. 3 UConn (11/15/25)	86-58 vs. Delaware (11/11/25)				
As #8	14-3	9-0	1-0	4-3	W, 98-53 vs. Holy Cross (11/8/25)	Same				
As #9	11-3	5-2	2-1	4-0	W, 89-84 at Utah (1/10/26)	Same				
As #10	15-2	10-0	2-1	3-1	W, 83-73 at Kansas State (1/3/26)	Same				
As #11	10-5	3-0	3-3	4-2	L, 71-86 at No. 15 Texas Tech (1/17/26)	76-70 vs. TCU (1/14/26)				
As #12	12-7	7-3	6-4	0-1	L, 60-71 vs. Cincinnati (1/6/24)	74-68 at Missouri State (12/4/21)				
As #13	9-3	6-2	3-1	0-0	L, 82-90 at No. 14 Kansas (1/31/26)	91-78 vs. Utah (1/24/26)				
As #14	13-3	4-0	6-1	3-3	W, 94-68 vs. Wyoming (12/30/23)	Same				
As #15	13-9	9-4	4-5	0-0	W, 76-66 vs. Air Force (1/8/11)	Same				
As #16	9-4	3-1	3-1	3-2	L, 66-77 vs. No. 8 Houston (2/7/26)	93-57 vs. Fresno Pacific (1/11/11)				
As #17	15-4	10-1	1-0	4-3	L, 88-113 vs. No. 7 Alabama (3/27/25)	91-89 vs. No. 13 Wisconsin (3/22/25)				
As #18	23-5	14-1	6-4	3-0	W, 63-58 at UCF (1/13/24)	Same				
As #19	18-6	11-1	5-3	2-2	L, 71-79 at West Virginia (2/28/26)	90-88 vs. UCF (2/13/24)				
As #20	13-10	5-1	4-4	4-5	L, 67-81 vs. No. 25 Texas Tech (3/14/24)	87-73 vs. UCF (3/13/24)				
As #21	8-5	4-1	3-3	1-1	L, 67-71 vs. Duquesne (03/21/24)	72-66 vs. Kansas State (2/10/24)				
As #22	3-0	1-0	2-0	0-0	W, 80-86 (OT) vs. Colorado (2/14/26)	Same				
As #23	15-3	9-0	2-3	4-0	W, 79-69 vs. No. 6 Iowa State (2/21/26)	Same				
As #24	4-3	2-0	0-1	2-2	L, 83-72 vs. Creighton (12/11/21)	82-71 vs. Utah State (12/8/21)				
As #25	10-5	6-0	2-1	2-4	W, 77-56 vs. West Virginia (3/1/25)	Same				
Total	236-94	127-18	32-47	46-29	L, 71-79 at West Virginia (2/28/26)	79-69 vs. No. 6 Iowa State (2/21/26)				

BYU VERSUS THE POLLS

Ranking in the AP Poll										Last Win
Vs	Overall	Home	Away	Neutral	Last Meeting					
Vs #1	1-10	0-3	1-2	0-5	L, 83-86 vs. Arizona	79-71 at Gonzaga (2/25/17)				
Vs #2	3-13	2-3	1-8	0-2	L, 54-74 vs. Houston (3/14/25)	91-78 vs. Gonzaga (2/22/20)				
Vs #3	2-7	1-3	1-2	0-2	L, 84-86 vs. UConn (11/15/25)	73-70 at Gonzaga (2/28/15)				
Vs #4	1-9	1-2	0-3	0-4	L, 68-75 at Arizona (2/18/26)	71-58 vs. San Diego State (1/26/11)				
Vs #5	1-11	1-4	0-5	0-2	L, 82-69 at UCLA (11/15/06)	76-74 vs. Utah (2/11/55)				
Vs #6	3-8	1-4	1-2	1-2	W, 79-69 vs. Iowa State (2/21/26)	Same				
Vs #7	4-12	1-1	1-4	2-7	L, 113-88 vs. Alabama (3/27/25)	76-68 at Kansas (2/27/24)				
Vs #8	2-8	1-3	0-3	1-2	L, 66-77 vs. Houston (2/7/26)	51-49 vs. Utah (3/9/91)				
Vs #9	3-9	2-2	0-4	1-3	L, 68-61 vs. Michigan State (12/8/07)	95-76 vs. Utah (3/7/81)				
Vs #10	7-5	2-3	3-2	2-0	W, 82-76 vs. Texas Tech (3/7/26)	Same				
Vs #11	2-7	1-2	0-2	1-3	W, 78-71 vs. Baylor (2/20/24)	Same				
Vs #12	4-8	0-1	1-4	3-3	W, 96-92 vs. Iowa State (3/13/24)	Same				
Vs #13	5-7	3-1	0-4	2-2	W, 91-89 vs. Wisconsin (3/22/25)	Same				
Vs #14	1-9	1-4	0-5	0-0	L, 82-90 at Arizona (1/31/26)	93-73 vs. Pittsburgh (12/23/86)				
Vs #15	3-6	3-1	0-3	0-2	L, 71-86 at Texas Tech	72-69 vs. UTEP (2/15/86)				
Vs #16	4-7	1-1	2-4	1-2	L, 69-76 vs. Saint Mary's (3/6/23)	83-62 at New Mexico (2/26/98)				
Vs #17	4-5	2-2	0-2	2-1	W, 74-65 vs. San Diego State (11/20/23)	Same				
Vs #18	6-3	4-1	1-1	1-1	W, 72-62 at San Diego State (12/18/21)	Same				
Vs #19	5-5	3-0	1-4	1-1	W, 96-95 at Arizona (2/22/25)	Same				
Vs #20	3-8	2-4	0-0	1-4	L, 74-85 vs. Arizona (2/4/25)	W, 85-72 vs. Saint Mary's (3/5/18)				
Vs #21	1-6	0-3	0-3	1-0	W, 83-80 vs. Gonzaga (12/10/22)	Same				
Vs #22	0-2	0-2	0-0	0-0	L, 56-57 vs. Saint Mary's (1/28/23)	--				
Vs #23	2-4	1-0	0-2	1-2	W, 98-70 vs. Wisconsin (11/21/25)	Same				
Vs #24	2-1	2-1	0-0	0-0	W, 87-72 vs. Iowa State (1/16/24)	Same				
Vs #25	7-6	3-1	3-2	1-3	L, 67-81 vs. Texas Tech (3/14/24)	70-59 vs. Saint Mary's (2/4/16)				
Total	76-176	38-52	16-71	22-53	W, 82-86 vs. No. 10 Texas Tech (3/7/26)	Same				

LAST WIN AS TOP 25

Home	Away	Neutral
#1: ---	---	---
#2: ---	---	---
#3: Wyoming 3/5/11	(0-1)	---
#4: ---	---	---
#5: ---	(0-2)	---
#6: ---	Kansas 12/17/71	Cincinnati 12/18/71
#7: Delaware 11/11/25	San Diego State 2/26/11	---
#8: Holy Cross 11/8/25	Wyoming 2/2/11	Villanova 11/3/25
#9: Arizona State 1/7/26	Utah 1/10/26	Cal Baptist 12/3/25
#10: Eastern Washington 12/22/25	Kansas State 1/3/26	Clemson 12/9/25
#11: TCU 1/14/26	Utah 1/11/11	San Jose State 3/21/51
#12: TCU 2/2/10	Missouri State 12/4/21	---
#13: Utah 1/26/24	San Diego State 1/23/10	---
#14: Wyoming 12/30/23	TCU 3/6/10	TCU 3/11/10
#15: Air Force 1/8/11	UNLV 1/5/11	---
#16: Fresno Pacific 1/11/11	Buffalo 12/30/10	Notre Dame 3/19/81
#17: Bellarmine 12/22/23	Pepperdine 2/29/20	Wisconsin 3/22/25
#18: Georgia State 12/16/23	UCF 1/13/24	Vermont 11/8/10
#19: UCF 2/13/24	UNLV 1/3/81	Fresno State 11/2/13
#20: Oklahoma State 3/9/24	---	UCF 3/13/24
#21: Kansas State 2/10/24	Creighton 12/1/10	Hawaii 12/4/10
#22: Colorado 2/14/26	Baylor 2/10/26	---
#23: Iowa State 2/21/26	Iowa State 3/4/25	Saint Mary's 11/27/10
#24: Utah State 12/8/21	(0-1)	San Diego State 3/14/08
#25: West Virginia 3/1/25	Arizona State 2/26/25	Air Force 3/12/09

LAST WIN VERSUS TOP 25

Home	Away	Neutral
#1: --- (0-2)	Gonzaga 2/25/17	(0-5)
#2: Gonzaga 2/22/20	UCLA 11/27/81	(0-1)
#3: --- (0-4)	Gonzaga 2/28/15	(0-1)
#4: San Diego State 1/26/11	(0-2)	(0-4)
#5: Utah 2/11/55	(0-5)	(0-2)
#6: Iowa State 2/21/26	San Diego State 2/26/11	Louisville 11/23/07
#7: Washington 12/22/84	Kansas 2/27/24	Notre Dame 3/19/81
#8: UTEP 3/1/84	(0-3)	Utah 3/9/91
#9: Utah 3/7/81	(0-4)	Oklahoma 12/1/82
#10: Texas Tech 3/7/26	Iowa State 3/4/25	UCLA 3/14/81
#11: Baylor 2/20/24	(0-2)	Villanova 12/29/70
#12: --- (0-1)	Wyoming 1/15/88	Iowa State 3/13/25
#13: Air Force 1/27/07	(0-4)	Wisconsin 3/22/25
#14: Pittsburgh 12/23/86	(0-4)	---
#15: UTEP 2/15/86	(0-2)	(0-2)
#16: Notre Dame 1/13/86	New Mexico 2/26/98	Idaho State 3/16/57
#17: San Diego State 11/10/23	(0-2)	Illinois 12/19/80
#18: Wyoming 2/11/88	San Diego State 12/18/20	Michigan 12/7/72
#19: UTEP 2/1/82	Arizona 2/22/25	Oklahoma State 11/23/94
#20: Arizona State 1/25/74	---	Saint Mary's 3/6/18
#21: --- (0-3)	---	Creighton 12/10/22
#22: --- (0-2)	---	---
#23: Kansas 2/18/25	(0-2)	Wisconsin 11/21/25
#24: Iowa State 1/16/24	---	---
#25: Saint Mary's 2/4/16	Gonzaga 1/14/16	Oklahoma State 12/6/03



SCORING BY HALF (BYU-OPP)

Opponent	1st Half	Margin	FG%	2nd Half	Margin	FG%	OT	Margin	FG%	Final	Margin	FG%
vs. Villanova	42-32	+10	41.2-34.3	29-34	-5	37.5-37.5	-	-	-	71-66	+5	39.4-35.8
Holy Cross	58-25	+23	66.7-28.1	40-28	+12	55.6-42.9	-	-	-	98-53	+45	61.9-35.0
Delaware	34-37	-3	37.5-43.3	51-31	+20	52.9-42.9	-	-	-	85-68	+17	45.5-43.1
vs. UConn	32-43	-11	37.9-57.1	52-43	+9	56.0-60.0	-	-	-	85-86	-2	49.2-56.6
vs. Wisconsin	45-33	+12	53.1-32.3	53-37	+16	42.4-43.3	-	-	-	98-70	+28	47.7-37.7
vs. Miami	29-33	-4	39.4-42.4	43-29	+14	54.5-33.3	-	-	-	72-62	+10	45.5-37.9
vs. Dayton	30-36	-6	33.3-44.8	53-43	+10	65.6-48.5	-	-	-	83-79	+4	51.8-46.8
vs. Cal Baptist	42-26	+16	51.4-29.4	49-34	+15	58.1-37.0	-	-	-	91-60	+31	54.5-32.8
vs. Clemson	22-43	-21	28.1-45.2	45-21	+24	53.3-25.9	-	-	-	67-64	+3	40.3-36.2
UC Riverside	49-32	+17	60.0-44.8	51-21	+30	58.3-27.3	-	-	-	100-53	+47	59.1-35.5
Pacific	41-20	+21	39.5-33.3	52-37	+15	61.3-44.1	-	-	-	93-57	+36	46.8-39.1
Abilene Christian	43-36	+7	54.5-42.9	42-31	+11	65.0-38.7	-	-	-	85-67	+18	55.9-40.7
Eastern Washington	53-48	+5	45.5-51.5	56-33	+23	60.5-41.2	-	-	-	109-81	+28	53.5-46.3
at Kansas State	45-35	+10	35.3-44.4	38-38	-	48.5-44.4	-	-	-	83-73	+10	44.4-41.8
Arizona State	45-30	+15	53.3-27.5	59-46	+13	61.3-50.0	-	-	-	104-76	+28	57.4-37.8
at Utah	45-43	+2	46.9-41.0	44-41	+3	53.0-53.8	-	-	-	89-84	+5	50.0-46.2
TCU	30-36	-6	28.1-40.0	46-34	+12	41.7-41.9	-	-	-	76-70	+6	35.3-41.0
at Texas Tech	31-32	-1	42.4-35.5	40-52	-12	41.9-57.1	-	-	-	71-86	-15	42.4-45.8
Utah	42-37	+5	46.7-43.3	49-41	+8	60.0-48.3	-	-	-	91-78	+13	53.3-45.8
Arizona	31-44	-13	33.3-50.0	52-42	+10	46.2-57.9	-	-	-	83-86	-3	40.3-52.8
at Kansas	33-53	-20	42.4-64.3	49-37	+12	48.5-50.0	-	-	-	82-90	-8	45.5-57.1
at Oklahoma State	41-41	-	51.6-54.5	51-58	-7	48.6-54.8	-	-	-	92-99	-7	50.0-54.7
Houston	31-37	-6	37.9-45.2	35-40	-5	50.0-41.7	-	-	-	66-77	-11	39.6-47.5
at Baylor	41-41	-	51.5-48.2	58-53	+5	60.0-54.5	-	-	-	99-94	+5	55.9-51.6
Colorado	37-32	+5	48.3-41.2	41-46	-5	42.9-54.8	12-8	+4	60.0-20.0	90-86	+4	46.8-44.0
at Arizona	35-42	-7	44.8-45.5	33-33	-	41.4-45.2	-	-	--	68-75	-7	43.1-45.3
Iowa State	39-30	+9	53.3-38.5	40-39	+1	46.4-46.4	-	-	-	79-69	+10	50.0-42.6
UCF	28-52	-24	31.4-57.1	56-45	+11	50.0-55.2	-	-	-	84-97	-13	40.8-56.3
at West Virginia	26-40	-14	42.1-44.1	45-39	+6	50.0-42.9	-	-	-	71-79	-8	47.1-43.5
at Cincinnati	41-43	-12	40.0-48.5	37-47	-10	51.6-42.9	-	-	-	68-90	-22	41.4-50.0
Texas Tech	38-46	-8	40.0-55.2	44-30	+14	50.0-37.9	-	-	-	82-76	+6	44.3-46.6
vs. Kansas State	49-50	-1	56.8-62.1	55-42	+13	52.8-41.2	-	-	-	105-91	+14	54.8-50.8
vs. West Virginia	31-23	+8	42.4-36.4	37-25	+12	50.0-40.0	-	-	-	68-48	+20	45.9-38.1
TOTALS	1250-1230	+20	44.1-43.8	1525-1250	+275	51.4-45.6	12-8	+4	60.0-20.0	2787-2478	+309	47.8-44.3

SUPERLATIVES (BYU-OPP)

Opponent	In the Paint		Off Turnovers		Second Chance		Fast Break		Starters		Bench		Big Run		Big Lead	
	BYU	Opp.	BYU	Opp.	BYU	Opp.	BYU	Opp.	BYU	Opp.	BYU	Opp.	BYU	Opp.	BYU	Opp.
vs. Villanova	40	24	17	5	10	31	9	3	64	28	7	38	10	7	14	2
Holy Cross	62	28	24	2	2	9	21	8	68	30	30	23	14	8	46	0
Delaware	36	24	10	8	23	6	11	2	81	64	4	4	10	10	23	13
vs. UConn	40	42	15	16	16	10	7	8	62	73	22	13	7	10	4	20
vs. Wisconsin	32	30	18	10	15	12	14	19	69	51	29	19	13	8	32	2
vs. Miami	24	34	15	14	9	18	11	7	65	50	7	12	10	8	14	6
vs. Dayton	30	24	11	9	9	10	15	15	83	61	0	18	15	7	13	10
vs. Cal Baptist	54	28	12	8	21	9	13	8	80	40	11	20	10	7	39	1
vs. Clemson	34	22	10	14	22	12	11	7	65	40	2	24	12	22	6	22
UC Riverside	54	26	20	3	9	9	29	9	64	45	36	8	18	5	48	0
Pacific	32	34	25	9	16	16	26	11	73	44	20	13	18	1	41	0
Abilene Christian	30	30	16	18	14	15	13	9	75	53	10	14	13	10	18	6
Eastern Washington	42	30	26	0	21	17	23	6	93	57	16	24	9	6	28	4
at Kansas State	32	48	7	17	20	7	11	4	70	56	13	17	9	5	12	5
Arizona State	42	40	22	15	11	16	31	16	89	64	15	12	13	7	38	3
at Utah	46	34	12	15	19	14	16	8	86	66	3	18	9	7	13	7
TCU	38	30	7	12	24	11	8	13	67	45	9	25	9	8	9	9
at Texas Tech	40	28	9	16	12	11	5	7	64	84	7	0	8	11	9	15
Utah	48	18	12	15	19	2	9	6	82	70	9	8	8	8	21	2
Arizona	26	34	13	15	14	6	6	18	72	77	11	8	6	9	3	19
at Kansas	34	34	5	15	13	7	2	11	79	82	3	8	7	13	3	21
at Oklahoma State	36	52	8	21	12	13	22	23	83	71	9	28	9	9	5	15
Houston	24	30	4	9	11	17	5	4	61	67	5	10	8	10	3	11
at Baylor	64	40	24	6	16	13	14	7	95	92	4	2	9	6	17	12
Colorado	30	40	13	21	6	9	15	10	72	80	18	6	7	13	8	6
at Arizona	30	26	15	12	7	11	8	12	62	49	6	26	8	8	4	16
Iowa State	40	22	13	8	10	8	14	9	74	46	5	23	13	7	13	3
UCF	34	44	17	10	15	9	14	19	63	77	21	20	7	15	0	36
at West Virginia	28	36	7	8	8	15	13	7	59	55	12	24	9	8	4	14
at Cincinnati	30	34	4	21	10	17	2	12	52	79	16	11	5	12	3	24
Texas Tech	48	14	13	3	20	9	6	2	78	69	4	7	9	9	9	13
vs. Kansas State	50	34	18	9	19	14	22	12	86	68	19	23	13	11	23	6
vs. West Virginia	38	20	17	14	12	12	10	8	62	41	6	7	10	7	20	5
TOTALS	1268	1034	459	378	465	395	4366	317	2398	1976	389	512				
HOME	626	444	235	164	215	159	231	139	1112	890	213	204				
AWAY	340	332	91	131	117	108	93	91	650	634	73	134				
NEUTRAL	342	258	133	99	133	128	112	87	636	452	103	174				
RECORD (W/L/T)	(18-2/4-7/1-1)		(16-2/7-8/0-0)		(13-5/7-5/3-0)		(20-2/2-8/1-0)		(22-3/1-7/0-0)		(8-5/13/6/1-0)					

*Superlatives in Bold



GAMES PLAYED/STARTED

Player	Games Played		Games Started	
	Season	Career	Season	Career
Abdullah Ahmed	18 (9-9)	18 (9-9)	1 (1-0)	1 (1-0)
Dawson Baker	6 (5-1)	124 (86-38)*	2 (2-0)	73 (51-22)*
Mihailo Boskovic	32 (22-10)	61 (44-17)	5 (1-4)	5 (1-4)
Kennard Davis Jr.	30 (21-9)	94 (54-40)*	30 (21-9)	71 (42-29)
Dominique Diomande	22 (16-6)	22 (16-6)	0 (0-0)	0 (0-0)
AJ Dybantsa	33 (23-10)	33 (23-10)	33 (23-10)	33 (23-10)
Keba Keita*	31 (21-10)	131 (84-47)	31 (21-10)	79 (52-27)*
Aleksej Kostić	25 (17-8)	25 (17-8)	3 (3-0)	3 (3-0)
Brody Kozlowski	0 (0-0)	8 (7-1)	0 (0-0)	0 (0-0)
Khadim Mboup	32 (22-10)	32 (22-10)	2 (1-1)	2 (1-1)
Jared McGregor	7 (7-0)	28 (27-1)	0 (0-0)	0 (0-0)
Tyler Mrus	27 (21-6)	84 (45-39)	0 (0-0)	56 (24-32)
Nate Pickens	0 (0-0)	97 (56-41)	0 (0-0)	54 (30-24)
Richie Saunders	25 (19-6)	128 (87-41)	25 (19-6)	63 (44-19)
Xavion Staton	9 (8-1)	9 (8-1)	0 (0-0)	0 (0-0)
Robert Wright III	33 (23-10)	68 (44-24)	33 (23-10)	54 (34-20)*

*Includes games played at other NCAA institutions

STARTING LINEUPS

Opponent	(1)	(2)	(3)	(4)	(5)
vs. Villanova	Wright III	Davis Jr.	Saunders	Dybantsa	Keita
Holy Cross	Wright III	Davis Jr.	Saunders	Dybantsa	Keita
Delaware	Wright III	Baker	Saunders	Dybantsa	Keita
vs. UConn	Wright III	Saunders	Dybantsa	Boskovic	Keita
vs. Wisconsin	Wright III	Baker	Saunders	Dybantsa	Keita
vs. Miami	Wright III	Davis Jr.	Saunders	Dybantsa	Keita
vs. Dayton	Wright III	Davis Jr.	Saunders	Dybantsa	Keita
vs. Cal Baptist	Wright III	Davis Jr.	Saunders	Dybantsa	Keita
vs. Clemson	Wright III	Davis Jr.	Saunders	Dybantsa	Keita
UC Riverside	Wright III	Davis Jr.	Saunders	Dybantsa	Keita
Pacific	Wright III	Davis Jr.	Saunders	Dybantsa	Keita
Ahilene Christian	Wright III	Davis Jr.	Saunders	Dybantsa	Mboup
Eastern Washington	Wright III	Davis Jr.	Saunders	Dybantsa	Keita
at Kansas State	Wright III	Davis Jr.	Saunders	Dybantsa	Keita
Arizona State	Wright III	Davis Jr.	Saunders	Dybantsa	Ahmed
at Utah	Wright III	Davis Jr.	Saunders	Dybantsa	Keita
TCU	Wright III	Davis Jr.	Saunders	Dybantsa	Keita
at Texas Tech	Wright III	Davis Jr.	Saunders	Dybantsa	Keita
Utah	Wright III	Davis Jr.	Saunders	Dybantsa	Keita
Arizona	Wright III	Davis Jr.	Saunders	Dybantsa	Keita
at Kansas	Wright III	Davis Jr.	Saunders	Dybantsa	Keita
at Oklahoma State	Wright III	Davis Jr.	Saunders	Dybantsa	Keita
Houston	Wright III	Davis Jr.	Saunders	Dybantsa	Keita
at Baylor	Wright III	Davis Jr.	Saunders	Dybantsa	Keita
Colorado	Wright III	Davis Jr.	Saunders	Dybantsa	Keita
at Arizona	Wright III	Davis Jr.	Dybantsa	Boskovic	Keita
Iowa State	Wright III	Davis Jr.	Dybantsa	Boskovic	Keita
UCF	Wright III	Davis Jr.	Dybantsa	Boskovic	Keita
at West Virginia	Wright III	Davis Jr.	Dybantsa	Boskovic	Keita
at Cincinnati	Wright III	Davis Jr.	Dybantsa	Mboup	Keita
Texas Tech	Wright III	Kostic	Davis Jr.	Dybantsa	Keita
vs. Kansas State	Wright III	Kostic	Davis Jr.	Dybantsa	Keita
vs. West Virginia	Wright III	Kostic	Davis Jr.	Dybantsa	Keita

WIN-LOSS RECORD

Win-Loss Record	1	2	3	4	5
15-5	Wright III	Davis Jr.	Saunders	Dybantsa	Keita
3-0	Wright III	Kostic	Davis Jr.	Dybantsa	Keita
2-0	Wright III	Baker	Saunders	Dybantsa	Keita
1-0	Wright III	Davis Jr.	Saunders	Dybantsa	Mboup
1-0	Wright III	Davis Jr.	Saunders	Dybantsa	Ahmed
1-3	Wright III	Davis Jr.	Dybantsa	Boskovic	Keita
0-1	Wright III	Saunders	Dybantsa	Boskovic	Keita
0-1	Wright III	Davis Jr.	Dybantsa	Mboup	Keita

GAME LEADERS

Points	Rebounds	Assists	Steals	Blocks	Plus-Minus
Dybantsa (19)	Keita (12)	Wright III (18)	Saunders (13)	Keita (20)	Dybantsa (1)
Saunders (8)	Dybantsa (10)	Dybantsa (17)	Davis Jr. (10)	Ahmed (8)	Saunders (5)
Wright III (5)	Saunders (9)	Saunders (2)	Wright III (9)	Mboup (8)	Mboup (5)
Davis Jr. (1)	Mboup (6)	Boskovic (1)	Dybantsa (7)	Staton (3)	Kostic(4)
Keita (1)	Wright III (1)	Davis Jr. (1)	Keita (4)	Dybantsa (3)	Wright III (3)
	Boskovic (1)	Ahmed (1)	Mrus (3)	Boskovic (2)	Davis Jr. (4)
	Ahmed (1)		Diomande (3)	Sanders (2)	Keita (3)
			Mboup (1)	Wright III (1)	Ahmed (2)
			Boskovic (1)	Mrus (1)	Mrus (2)
			Kostic (1)	Davis Jr. (1)	Boskovic (2)
			Baker (1)		Diomande (1)

MILESTONE WINS

No.	Date	Score	Opponent	Location
1	Feb. 21, 1903	30-18	Weber Academy	Ogden, Utah
50	Feb. 5, 1910	31-27	Utah	Salt Lake City, Utah
100	Feb. 10, 1917	38-32	Utah	Provo, Utah
150	Jan. 11, 1924	40-38 (OT)	Colorado College	Provo, Utah
200	Dec. 8, 1928	38-37	Vico Oil	Provo, Utah
250	Dec. 27, 1930	42-27	Western Reserve	Cleveland, Ohio
300	March 10, 1933	37-33	Wyoming	Provo, Utah
350	Jan. 17, 1936	42-34	Utah	Provo, Utah
400	Jan. 5, 1940	47-33	Montana State	Bozeman, Montana
450	Feb. 5, 1943	53-51	Weber College	Ogden, Utah
500	Jan. 26, 1948	45-39	Wyoming	Laramie, Wyoming
550	Dec. 9, 1950	70-57	Marshall	Huntington, W.V.
600	Dec. 30, 1952	84-58	Wake Forest	Raleigh, N.C.
650	Dec. 27, 1955	89-70	Toledo	Detroit, Mich.
700	Jan. 3, 1959	70-62	Dayton	Dayton, Ohio
750	Feb. 8, 1963	76-73	New Mexico	Provo, Utah
800	Feb. 11, 1966	96-88	Utah State	Logan, Utah
850	March 5, 1969	95-82	Wyoming	Phoenix, Ariz.
900	Feb. 10, 1973	62-58	Wyoming	Provo, Utah
950	Feb. 21, 1976	84-83	Utah	Salt Lake City, Utah
1000	Dec. 14, 1979	87-65	UC Santa Barbara	Provo, Utah
1050	Dec. 15, 1981	63-55	Weber State	Provo, Utah
1100	Dec. 19, 1984	89-81	UCLA	Provo, Utah
1150	March 5, 1987	82-79 (OT)	Air Force	Albuquerque, N.M.
1200	Jan. 6, 1990	63-60	San Diego State	San Diego, Calif.
1250	Feb. 20, 1992	58-56	Utah	Provo, Utah
1300	Feb. 17, 1994	94-82	Air Force	Colorado Springs, Colo.
1350	Feb. 26, 1998	83-62	No. 16 New Mexico	Albuquerque, N.M.
1400	Feb. 17, 2001	62-45	Air Force	Provo, Utah
1450	March 13, 2003	71-56	New Mexico	Las Vegas, Nev.
1500	March 4, 2006	76-68	New Mexico	Provo, Utah
1550	March 8, 2008	61-54	TCU	Fort Worth, Texas
1600	Feb. 13, 2010	91-48	Air Force	Provo, Utah
1650	Dec. 27, 2011	79-51	Cal State San Marcos	Provo, Utah
1700	Jan. 11, 2014	91-68	Loyola Marymount	Provo, Utah
1750	Jan. 14, 2016	69-68	Gonzaga	Spokane, Wash.
1800	Jan. 13, 2018	84-50	Santa Clara	Santa Clara, Calif.
1850	Feb. 20, 2020	85-75	Santa Clara	Provo, Utah
1900	Nov. 25, 2022	79-75 (OT)	Dayton	Nassau, Bahamas
1950	Jan. 21, 2025	83-67	Colorado	Boulder, Colorado

MILESTONE LOSSES

No.	Date	Score	Opponent	Location
1	Feb. 6, 1903	7-47	LDSU	
50	Feb. 3, 1923	30-36	Utah State	Logan, Utah
100	Feb. 8, 1929	41-56	Utah	Salt Lake City, Utah
150	Feb. 17, 1934	35-43	Utah State	Logan, Utah
200	Dec. 28, 1938	38-45	Montana	Provo, Utah
250	Dec. 1, 1945	61-62	Alumni	Provo, Utah
300	Feb. 18, 1949	52-54	No. 14 Utah	Salt Lake City, Utah
350	Feb. 20, 1954	64-70	Utah	Provo, Utah
400	Jan. 1, 1959	81-100	Ohio State	Columbus, Ohio
450	March 3, 1962	88-91	Denver	Denver, Colo.
500	Dec. 16, 1967	69-102	No. 2 Houston	Houston, Texas
550	March 18, 1971	73-91	No. 1 UCLA	Salt Lake City, Utah
600	Jan. 17, 1976	68-83	Arizona State	Tempe, Ariz.
650	Dec. 28, 1979	71-86	No. 18 Oregon State	Portland, Ore.
700	Dec. 8, 1984	79-87	Weber State	Ogden, Utah
750	Jan. 24, 1989	78-79	Air Force	Provo, Utah
800	Feb. 3, 1994	65-79	Wyoming	Laramie, Wyo.
850	Feb. 20, 1997	65-80	Tulsa	Tulsa, Okla.
900	March 11, 2000	56-79	UNLV	Las Vegas, Nev.
950	Jan. 8, 2005	57-59	San Diego State	Provo, Utah
1000	March 12, 2010	66-70	UNLV	Las Vegas, Nev.
1050	Nov. 16, 2015	65-66	Long Beach State	Long Beach, Calif.
1100	Dec. 4, 2019	95-102 (OT)	Utah	Salt Lake City, Utah
1150	Dec. 3, 2024	64-83	Providence	Providence, R.I.

MARRIOTT CENTER WINS

No.	Date	Score	Opponent
1	Dec. 3, 1971	78-71	Kansas State
50	Jan. 8, 1977	85-77	Utah State
100	Dec. 11, 1982	77-71	Idaho State
150	Jan. 25, 1986	87-69	Utah
200	Jan. 25, 1990	65-49	Utah
250	Jan. 15, 1994	87-73	Air Force
300	Dec. 11, 1999	66-53	Weber State
350	Feb. 3, 2003	65-33	Air Force
400	Feb. 3, 2007	90-63	No. 25 UNLV
450	Nov. 17, 2010	78-72	Utah State
500	Feb. 6, 2014	89-76	Santa Clara
550	Dec. 16, 2018	77-65	Utah
600	Nov. 20, 2021	97-71	Central Methodist
650	Jan. 28, 2025	93-89 (OT)	Baylor



BYU - GAME HIGHS

POINTS	109 vs. Eastern Washington (12/22/25)
FIELD GOALS MADE	40 vs. Kansas State (3/10/26)
FIELD GOAL ATTEMPTS	73 vs. Kansas State (3/10/26)
FIELD GOAL PERCENTAGE	.619 (39-63) vs. Holy Cross (11/8/25)
3-POINT FIELD GOALS MADE	16 vs. Eastern Washington (12/22/25)
3-POINT FIELD GOAL ATTEMPTS	42 vs. Eastern Washington (12/22/25)
3-POINT FIELD GOAL PERCENTAGE	.500 (11-22) Colorado (2/14/26)
FREE THROWS MADE	29 vs. Abilene Christian (12/19/25)
FIELD THROW ATTEMPTS	40 vs. Abilene Christian (12/19/25)
FREE THROW PERCENTAGE	.889 (24-27) vs. Pacific (12/16/25)
REBOUNDS	51 vs. TCU (1/14/26)
ASSISTS	23 vs. Eastern Washington (12/22/25) 23 vs. Cal Baptist (12/3/25)
STEALS	13 vs. Pacific (12/16/25)
BLOCKED SHOTS	10 vs. Arizona State (1/7/26)
TURNOVERS	19 at Kansas State (1/3/26)
FOULS	24 at Oklahoma State (2/4/2026) 24 vs. No. 23 Wisconsin (11/21/25)

BYU - GAME LOWS

POINTS	66 vs. No. 8 Houston (2/7/26)
FIELD GOALS MADE	21 vs. No. 8 Houston (2/7/26)
FIELD GOAL ATTEMPTS	42 vs. Abilene Christian (12/19/25)
FIELD GOAL PERCENTAGE	.353 (24-68) vs. TCU (1/14/26)
3-POINT FIELD GOALS MADE	3 at Baylor (2/10/26)
3-POINT FIELD GOAL ATTEMPTS	16 vs. Abilene Christian (12/19/25)
3-POINT FIELD GOAL PERCENTAGE	.158 (3-19) at Baylor (2/10/26)
FREE THROWS MADE	6 vs. West Virginia (3/11/26)
FIELD THROW ATTEMPTS	10 vs. West Virginia (3/11/26)
FREE THROW PERCENTAGE	.500 (13-26) vs. UC Riverside (12/13/25)
REBOUNDS	28 vs. No. 3 UConn (11/15/25)
ASSISTS	5 at No. 15 Texas Tech (1/17/26)
STEALS	2 vs. No. 10 Texas Tech (3/7/26) 2 at Cincinnati (3/3/26)
BLOCKED SHOTS	1 vs. No. 10 Texas Tech (3/7/26) 1 vs. No. 3 UConn (11/15/25)
TURNOVERS	3 vs. No. 10 Texas Tech (3/7/26)
FOULS	7 vs. UC Riverside (12/13/25)

OPPONENT - GAME HIGHS

POINTS	99 at Oklahoma State (2/4/2026)
FIELD GOALS MADE	36 vs. UCF (2/24/26)
FIELD GOAL ATTEMPTS	75 vs. Colorado (2/14/26)
FIELD GOAL PERCENTAGE	.571 (32-56) at No. 14 Kansas (1/31/26)
3-POINT FIELD GOALS MADE	16 vs. No. 10 Texas Tech (3/7/26)
3-POINT FIELD GOAL ATTEMPTS	35 vs. No. 10 Texas Tech (3/7/26) 35 vs. Villanova (11/3/25)
3-POINT FIELD GOAL PERCENTAGE	.619 (13-21) vs. Utah (1/24/26)
FREE THROWS MADE	26 vs. No. 1 Arizona (1/26/26)
FIELD THROW ATTEMPTS	34 at Oklahoma State (2/4/2026)
FREE THROW PERCENTAGE	1.000 (11-11) vs. Utah (1/24/26)
REBOUNDS	49 vs. Villanova (11/3/25)
ASSISTS	25 vs. UCF (2/24/26)
STEALS	12 at Kansas State (1/3/26) 6 at Cincinnati (3/3/26) 6 vs. No. 1 Arizona (1/26/26)
BLOCKED SHOTS	22 vs. West Virginia (3/11/26)
TURNOVERS	30 vs. Abilene Christian (12/19/25)
FOULS	

OPPONENT - GAME LOWS

POINTS	48 vs. West Virginia (3/11/26)
FIELD GOALS MADE	16 vs. West Virginia (3/11/26)
FIELD GOAL ATTEMPTS	42 vs. West Virginia (3/11/26)
FIELD GOAL PERCENTAGE	.328 (20-61) vs. Cal Baptist (12/3/25)
3-POINT FIELD GOALS MADE	3 at Kansas State (1/3/26) 3 vs. Holy Cross (11/8/25)
3-POINT FIELD GOAL ATTEMPTS	12 vs. No. 1 Arizona (1/26/26)
3-POINT FIELD GOAL PERCENTAGE	.136 (3-22) vs. Holy Cross (11/8/25)
FREE THROWS MADE	0 vs. Pacific (12/16/25)
FIELD THROW ATTEMPTS	3 vs. Pacific (12/16/25)
FREE THROW PERCENTAGE	.412 (7-17) vs. Miami (11/27/25)
REBOUNDS	24 vs. Utah (1/24/26)
ASSISTS	7 vs. West Virginia (3/11/26)
STEALS	1 vs. No. 10 Texas Tech (3/7/26)
BLOCKED SHOTS	0 vs. Abilene Christian (12/19/25) 0 vs. Holy Cross (11/8/25)
TURNOVERS	4 vs. No. 8 Houston (2/7/26)
FOULS	12 at No. 4 Arizona (2/18/26) 12 at No. 15 Texas Tech (1/17/26)

BYU - INDIVIDUAL GAME HIGHS

POINTS

43 AJ Dybantsa vs. Utah (1/24/26)

FIELD GOALS MADE

15 AJ Dybantsa vs. Kansas State (3/10/26)

15 AJ Dybantsa vs. Utah (1/24/26)

FIELD GOAL ATTEMPTS

28 AJ Dybantsa at No. 4 Arizona (2/18/26)

FIELD GOAL PERCENTAGE (min. 5 made)

.846 (11-13) AJ Dybantsa vs. Eastern Washington (12/22/25)

3-POINT FIELD GOALS MADE

6 Richie Saunders at No. 14 Kansas (1/31/26)

6 Richie Saunders vs. Arizona State (1/7/26)

6 Richie Saunders vs. Dayton (11/28/25)

6 Richie Saunders vs. Delaware (11/11/25)

3-POINT FIELD GOAL ATTEMPTS

14 Richie Saunders at No. 14 Kansas (1/31/26)

3-POINT FIELD GOAL PERCENTAGE (min. 2 made)

1.000 (4-4) Robert Wright III vs. Colorado (2/14/26)

1.000 (4-4) Tyler Mrus vs. Pacific (12/16/25)

1.000 (3-3) Robert Wright III (2/7/26)

1.000 (2-2) Robert Wright III at Kansas State (1/3/26)

1.000 (2-2) Aleksej Kostic vs. No. 1 Arizona (1/26/26)

1.000 (2-2) Robert Wright III vs. Miami (11/27/25)

FREE THROWS MADE

17 AJ Dybantsa vs. Abilene Christian (12/19/25)

FIELD THROW ATTEMPTS

20 AJ Dybantsa vs. Abilene Christian (12/19/25)

FREE THROW PERCENTAGE (min. 5 made)

1.000 (9-9) Robert Wright III vs. No. 10 Texas Tech (3/7/26)

1.000 (9-9) Robert Wright III at No. 15 Texas Tech (1/17/26)

1.000 (7-7) AJ Dybantsa vs. TCU (1/14/26)

1.000 (6-6) Robert Wright III vs. Arizona State (1/7/26)

1.000 (6-6) Richie Saunders vs. Eastern Washington (12/22/25)

1.000 (6-6) Richie Saunders vs. Villanova (11/3/25)

1.000 (5-5) Kennard Davis Jr. at No. 4 Arizona (2/18/26)

1.000 (5-5) Richie Saunders vs. Arizona State (1/7/26)

1.000 (5-5) Richie Saunders vs. Dayton (11/28/25)

1.000 (5-5) Robert Wright III vs. TCU (1/14/26)

REBOUNDS

16 Keba Keita at Kansas State (1/3/26)

ASSISTS

12 Robert Wright III vs. Cal Baptist (12/3/25)

STEALS

5 Richie Saunders vs. Pacific (12/16/25)

5 Robert Wright III vs. Pacific (12/16/25)

5 AJ Dybantsa vs. UC Riverside (12/13/25)

BLOCKED SHOTS

7 Keba Keita vs. Miami (11/27/25)

TURNOVERS

7 AJ Dybantsa vs. Colorado (2/14/26)

7 AJ Dybantsa at Kansas State (1/3/26)

FOULS

5 Keba Keita at West Virginia (2/28/26)

5 Richie Saunders vs. No. 1 Arizona (1/26/26)

5 Abdullah Ahmed vs. No. 1 Arizona (1/26/26)

5 Abdullah Ahmed at No. 15 Texas Tech (1/17/26)

5 Richie Saunders vs. Arizona State (1/7/26)

5 Khadim Mboup vs. Arizona State (1/7/26)

5 Mihailo Boskovic at Kansas State (1/3/26)

5 Xavion Staton vs. Cal Baptist (12/3/25)

5 Aleksej Kostic vs. Cal Baptist (12/3/25)

5 Khadim Mboup vs. No. 3 UConn (11/15/25)

OPP - INDIVIDUAL GAME HIGHS

POINTS

37 Tounde Yessoufou at Baylor (2/10/26)

FIELD GOALS MADE

12 Tounde Yessoufour at Baylor (2/10/26)

FIELD GOAL ATTEMPTS

23 Isaiah Johnson vs. Colorado (2/14/26)

FIELD GOAL PERCENTAGE (min. 5 made)

.857 (6-7) Khamari McGriff vs. Kansas State (3/10/26)

.857 (6-7) Bryce Heard vs. Dayton (11/28/25)

3-POINT FIELD GOALS MADE

6 Christian Anderson vs. No. 10 Texas Tech (3/7/26)

6 Donovan Atwell vs. No. 10 Texas Tech (3/7/26)

6 Javon Bennett vs. Dayton (11/28/25)

3-POINT FIELD GOAL ATTEMPTS

13 Donovan Atwell vs. No. 10 Texas Tech (3/7/26)

3-POINT FIELD GOAL PERCENTAGE (min. 4 made)

1000 (4-4) Terrence Brown vs. Utah (1/24/26)

1.000 (4-4) Alex Karaban vs. No. 3 UConn (11/15/25)

FREE THROWS MADE

13 Brayden Burries vs. No. 1 Arizona (1/26/26)

FIELD THROW ATTEMPTS

12 John Blackwell vs. No. 23 Wisconsin (11/21/25)

FREE THROW PERCENTAGE (min. 5 made)

1.00 (8-8) Tounde Yessoufou at Baylor (2/10/26)

1.000 (7-7) Anthony Roy at Oklahoma State (2/4/26)

1.000 (6-6) Christian Anderson vs. Texas Tech (1/17/26)

1.000 (6-6) Bradyn Hubbard vs. Abilene Christian (12/19/25)

1.000 (6-6) Nate Garcia vs. Cal Baptist (12/3/25)

1.000 (5-5) Day Day Thomas at Cincinnati (3/3/26)

1.000 (5-5) Keanu Dawes vs. Utah (1/24/26)

1.000 (5-5) Terrence Brown vs. Utah 9/24/26

REBOUNDS

15 Duke Brennan vs. Villanova (11/3/25)

ASSISTS

11 Themus Fulks vs. UCF (2/24/26)

STEALS

5 Kanye Cleary at Oklahoma State (2/4/2026)

BLOCKED SHOTS

3 Cameron Carr at Baylor (2/10/26)

3 BJ Kolly vs. UC Riverside (12/13/25)

TURNOVERS

7 Brenen Lorient vs. West Virginia (3/11/26)

7 Themus Fulks vs. UCF (2/24/26)

FOULS

5 Jaylen Petty vs. No. 10 Texas Tech (3/7/26)

5 Sebastian Rancik vs. Colorado (2/14/26)

5 Joseph Tugler vs. No. 8 Houston (2/7/26)

5 Jayden Pierre vs. TCU (1/14/26)

5 Keanu Dawes at Utah (1/10/26)

5 Joseph Scott vs. Abilene Christian (12/19/25)

5 BJ Kolly vs. UC Riverside (12/13/25)

5 Marqui Worthy vs. UC Riverside (12/13/25)

5 Ernest Udeh Jr. vs. Miami (11/27/25)

5 Jayden Ross vs. No. 3 UConn (11/15/25)



KEVIN YOUNG



Kevin Young was named the 19th head coach in BYU men's basketball program history on April 16, 2024.

He wasted not time in making BYU relevant on the national stage as the Cougars advanced to the Sweet 16 for just the third time in program history and first appearance since Jimmermania in 2011. They would go 26-10, the most wins by a first-year head coach in program history en route to finishing in a tied for third in the Big 12 after being picked to finish ninth in the preseason poll.

After starting Big 12 play 2-4 including an overtime setback to rival Utah, BYU won 12 of its final 16 league games including eight straight to finish the regular season. He was named a finalist for the Joe B. Hall Award, given the top first-year head coach in NCAA Division I men's basketball, for leading the Cougars to five ranked wins which is the most in a single season in program history since 1950-51.

The Cougars earned a No. 6 seed and faced a school from the A-10 for a second consecutive season. After defeating VCU 80-71 in the Round of 64, BYU led by as much as 14 before holding onto defeat to No. 13 Wisconsin to advance to the Sweet 16 for the second time at Ball Arena in Denver, Colo.

The Cougars owned one of the top offenses in the country ranking second in the Big 12 and 23rd in scoring offense, 81.4 points per game. They also ranked first in conference and eighth overall in effective field goal percentage. KenPom had them ranked as high as ninth in his offensive rating.

Under his guidance, Richie Saunders went from glue guy to go-to guy as the junior was named the league's Most Improved Player and First Team All-Big 12. He also became the first Cougar to be named Big 12 Player Week, earning the honor in consecutive weeks after handing Kansas its worst loss in the Bill Self Era. Saunders averaged 16.5 points per game shooting 51.8 percent from the field, 43.2 percent from three and a career-best 83.5 percent from the free throw line.

Egor Dëmin earned All-Big 12 Freshman accolades after leading the Cougars in assists. His 180 helpers and 5.5 assists per game broke Danny Ainge's record that had stood for over 40 seasons. In 33 games in his first and only season in Provo, Dëmin averaged 10.6 points and 5.5 assists per game while shooting 41.2 percent from the field, 27.3 percent from three and 69.5 percent from the free throw line. He is one of four freshmen in program history to have multiple games with double digit assists including a BYU debut record 11 assists in his collegiate debut against Central Arkansas.

Dëmin would become the first lottery pick under Young and fifth in program history when the 6-foot-9 guard was selected with the eighth pick by the Brooklyn Nets in the 2025 NBA Draft. The Russian is one of five players from Young's first team at BYU to sign a professional contract joined by Trey Stewart (Germany), Fousseyni Traore (France), Mawot Mag (Australia) and Trevan Knell (3x3).

Young also showcased his recruiting prowess putting together the 13th best recruiting class in the nation according to ESPN including signing the nation's top recruit in AJ Dybantsa. They also added another ESPN 100 recruit in Xavion Staton.

No stranger to the highest level of basketball, Young was one of the most sought after assistants in the latest NBA hiring cycle before choosing to come to BYU. Prior to returning to the college game for the first time since working under Dick Hunsaker at Utah Valley, Young was on staff for the Phoenix Suns for four years including the last three as an associate head coach. He helped the organization reach the playoffs every year including a run to the NBA Finals in 2020-21. Young was pulling double duty in the spring of 2024 as he was still helping the Suns during their run in the NBA Playoffs while putting together a coaching staff and recruiting.

In his final season in Phoenix, he help them finish second in the Pacific division and sixth in the West with a record of 49-33. Kevin Durant and Devin Booker became the Suns' 12th pair of teammates to be named onto All-NBA teams in the same season with Durant being named to the Second Team for the fifth time in his career while Booker picked up Third Team accolades.

In his first full season in Phoenix, Durant started in 75 games averaging 27.1 points, 0.2 less than his career average. He shot 52.3 percent from the field, 41.3 percent from three and 85.6 percent from the free throw line. Booker nearly averaged a career-high in scoring, finishing with 27.1 points per game.

Grayson Allen had a career year in Young's offense leading the league in 3-point percentage shooting 46.1 percent from beyond the arc. He also had career-highs in field goal attempts per game, points per game, rebounds per game and assists per game.

Phoenix finished with the fourth-best record in the Western Conference in 2022-23, 45-37, after trading for Durant at the trade deadline. They advanced to the semifinals before falling to eventual NBA Champions Denver Nuggets. They only needed five games to defeat the Los Angeles Clippers including four straight wins after dropping game one of the series.

In his first season as associate head coach, Young and the Suns won a franchise record 64 games eclipsing the previous record of 62 set in 1992-93 and 2004-05. It also marked the first time since 2005 that they were the top seed in the Western Conference where they advanced the conference semifinals. They defeated the New Orleans Pelicans in six games before falling to Dallas Mavericks in the semifinals in seven games.

Booker was rewarded with a four-year, \$220 million supermax extension following a season where he averaged a career-high 27.8 points per game and was named an All-Star for at third time. He also became the second-greatest 3-point shooter in franchise history against the Portland Trail Blazers. He was joined on the All-Star team by Chris Paul, who moved up to third on the all-time list behind only Jason Kidd and John Stockton. Monty Williams and his staff also coached the All-Star game leading Team Lebron to a 163-160 victory over Team Durant.

His first season in Phoenix was one of the best in Suns history as they advanced to the NBA Finals for the first time in 28 years. They went 51-21 to win the Pacific Division and earn the No. 2 seed in the Western Conference behind the Utah Jazz.

The Suns defeated the Los Angeles Lakers in the first round of the playoffs before sweeping the Denver Nuggets in four games in the Western Conference semifinals. They went on to defeat Paul's former team, Los Angeles Clippers, in the Western Conference finals, falling to Milwaukee Bucks in the NBA Finals in six games.

Booker was named the Player of the Month in February after helping the Suns go 12-3, their highest total wins ever in that month and most games they had won in a month since March 2010. He led the entire Western Conference with 27.9 points per game on 52.3 field goal shooting, 39.3 3-point shooting and 82.5 percent free throw shooting. He was also named an All-Star along Paul, who joined the franchise right before the season in a trade with Oklahoma City Thunder.

Young's final season with the Philadelphia 76ers was shortened due to the COVID-19. The league officials suspended the season following the games of March 11 after it was reported that Rudy Gobert tested positive. The 76ers went 43-30 to finish third in the division and sixth in the Eastern Conference, falling to the Boston Celtics in four games in the opening round of the playoffs.

The 76ers went 4-4 in seeding games in the NBA bubble with wins over San Antonio, Washington, Orlando and Houston. They would lose to the Boston Celtics in four games in the playoffs with Joel Embiid scoring over 30 points in the final three contests.

In 2018-19, Philadelphia finished second in the Atlantic Division and third in the Eastern Conference. They advanced to the conference semifinals, losing in seven games to the eventual NBA Champion Toronto Raptors.

The 76ers were led by Embiid, a NBA All-Star and All-NBA Second Team honoree. He led the team in scoring (1,761), rebounds (871) and blocks (122). In his second full season in the league, Ben Simmons played in a team-high 79 games leading the team in minutes played, assists and steals.

After going 25-25 in the 50 games of the 2017-18 season, Philadelphia finished the remainder of the season 27-5 including winning a franchise record 16 consecutive games to finish the season. It was the team's first appearance in the NBA Playoffs since 2011-12 and their first 50-win season since 2000-01.

Simmons was named the NBA Rookie of the Year after averaging 15.8 points, 8.2 assists and 8.1 rebounds per game. Embiid became the first All-Star for the Sixers that season since 2013. He averaged a double-double (22.9 points, 11.0 rebounds). Current LA Lakers head coach JJ Redick ranked second on the team in scoring at 17.1 points per game, shooting 42.0 percent from 3-point range. His first season with the 76ers saw them win 28 games, a 18-game improvement for the franchise. Simmons, the first overall pick in the 2017 NBA Draft, missed the entire season due to a foot injury.

Embiid was named the Eastern Conference Rookie of the Month three times after being limited to only 31 games due to a left knee injury. The former No. 3 pick had missed the previous two seasons due to injury. He recorded the second-most consecutive 20-point games by a rookie in franchise history (10).

Dario Šarić was named the Rookie of the Month twice as the draft and stash product made his way to the NBA after being drafted by the organization in 2014. He appeared in a career-high 81 games and finished the season averaging 12.8 points and 6.3 rebounds per game, shooting 41.1 percent from the field, 31.1 percent from three and 78.2 percent from the charity stripe.

Young spent the previous three seasons with the Delaware 87ers including last two as head coach. He replaced Rob Baker, who was promoted to scout for the Philadelphia 76ers. The 87ers went from 20 wins to 21 wins to 26 wins during his time with the franchise.

He was instrumental in helping Thanasis Antetokounmpo get drafted while helping four players score at least 45 points. Of those two, Christian Wood and Jordan McRae made an impact in the NBA.

During his two seasons as the head coach of the Iowa Energy he compiled a record of 31-42. After replacing Nick Nurse, who was named the head coach of the Rio Grande Valley Vipers, Young led the team to a record of 25-25 and an appearance in the first round of the D-League Playoffs. He was also named the 2012 D-League All-Star Game coach.

Young spent two seasons with Utah Flash. He was promoted to head coach in 2010, leading the team to a record of 28-22 including a nine-game win streak. They reached the postseason, falling to eventual champion Iowa Energy in three games. He first joined the organization as an assistant coach for a season under Brad Jones after coaching overseas for a season.

His first head coaching experience came in Ireland after being named to lead Shamrock Rovers Hoops in 2006. In his lone season in the Superleague, Young led the team a 12-8 record and appearance in the quarterfinals of the Irish playoffs.

Prior to moving across the pond, Young spent a year as the director of basketball of operations at Utah Valley. Playing as an independent, the Wolverines went 17-12 including a 75-71 victory over Arizona State in Tempe, Ariz. After trailing by four at halftime, UVU outscored the Sun Devils 12-3 in the final 3:09 of regulation to seal the victory and overcome a four-point halftime deficit.

He began his coaching career at Oxford College of Emory in 2004-05 helping the Eagles go 22-10 and finish the year ranked 10th in the final NJCAA poll.

Young finished his collegiate career at Clayton State after spending two years at Middle Georgia College where the standout guard led the team to a runner-up finish at the Georgia College Athletic Association State Tournament. During his time as a Laker, the standout guard appeared in 59 games including 51 starts averaging 24.9 minutes per game.

Born in Salt Lake City, Utah, Young grew up in Marietta, Georgia attending Sprayberry High School. He was a two-year letterwinner under head coach Roger Kaum. He averaged 15 points and six assists per game as a senior, helping his team go 27-4 and ranked sixth in the state.

Young is married to Melissa (Bailey) Young and they have two sons and two daughters.

HEAD COACHING RECORD

Season	School	Overall	Pct.	Home	Pct.	Away	Pct.	Neutral	Pct.	Conf.	Pct.	Conf. Tourney	Postseason
2024-25	BYU	26-10	.722	15-2	.882	6-5	.545	5-3	.625	14-6	.700	1-1	2-1
2025-26	BYU	23-10	.697	12-3	.800	3-6	.333	8-1	.889	9-9	.500	2-0	0-0
	Overall	49-20	.710	27-5	.844	9-11	.450	13-4	.765	23-15	.605	3-1	2-1





Numerical Roster

No.	Name	Pronunciation	Pos.	Ht.	Wt.	Yr.	Exp	Hometown (Previous School)
1	Robert Wright III		G	6-1	183	So.	TR	Wilmington, Delaware (Baylor)
2	Tyler Mrus	mur-rus	G	6-7	208	Jr.	TR	Bothell, Washington (Idaho)
3	AJ Dybantsa	dee-bahn-suh	F	6-9	212	Fr.	HS	Brockton, Massachusetts (Utah Prep)
4	Brody Kozlowski	cause-lou-ski	F	6-8	227	So.	1L	Draper, Utah (Corner Canyon HS)
5	Mihailo Bošković	mee-hi-low bos-shko-vich	F	6-10	225	Sr.	1L	Užice, Serbia (Igokea)
6	Aleksej Kostić	ah-layx-zay ko-stitch	G	6-4	197	Fr.	TR	Pfaffstätten, Austria (Traiskirchen Lions)
7	Khadim Mboup	ha-deem boop	G	6-9	224	R-Fr.	TR	Dakar, Senegal (NBA Academy Africa)
10	KJ Perry		G	6-2	180	So.	TR	Southfield, Michigan (Citrus College)
12	Nate Pickens		G	6-3	194	Sr.	TR	El Mirage, Arizona (UC Riverside)
13	Keba Keita	kay-buh kay-ta	C	6-9	240	Sr.	1L	Bamako, Mali (Utah)
15	Richie Saunders		G	6-5	200	Sr.	3L	Riverton, Utah (Wasatch Academy)
24	Dominique Diomande	dee-oh-mahn-day	G	6-7	213	R-Fr.	TR	Tour, France (Washington)
25	Dawson Baker		G	6-4	200	Sr.	1L	Coto De Caza, California (UC Irvine)
30	Kennard Davis Jr.		G	6-6	218	Jr.	TR	St. Louis, Missouri (Southern Illinois)
33	Xavion Staton	ex-zay-vee-on stay-ton	C	6-11	210	Fr.	HS	Las Vegas, Nevada (Utah Prep)
34	Abdullah Ahmed		C	6-10	220	So.	TR	Cairo, Egypt (Westchester Knicks)
51	Jared McGregor		G	6-3	190	Jr.	2L	Saratoga Springs, Utah (Westlake HS)

Alphabetical Roster

No.	Name	Pronunciation	Pos.	Ht.	Wt.	Yr.	Exp	Hometown (Previous School)
34	Abdullah Ahmed		C	6-10	220	So.	TR	Cairo, Egypt (Westchester Knicks)
25	Dawson Baker		G	6-4	200	Sr.	1L	Coto De Caza, California (UC Irvine)
5	Mihailo Bošković	mee-hi-low bos-shko-vich	F	6-10	225	Sr.	1L	Užice, Serbia (Igokea)
30	Kennard Davis Jr.		G	6-6	218	Jr.	TR	St. Louis, Missouri (Southern Illinois)
24	Dominique Diomande	dee-oh-mahn-day	G	6-7	213	R-Fr.	TR	Tour, France (Washington)
3	AJ Dybantsa	dee-bahn-suh	F	6-9	212	Fr.	HS	Brockton, Massachusetts (Utah Prep)
13	Keba Keita	kay-buh kay-ta	C	6-9	240	Sr.	1L	Bamako, Mali (Utah)
6	Aleksej Kostić	ah-layx-zay ko-stitch	G	6-4	197	Fr.	TR	Pfaffstätten, Austria (Traiskirchen Lions)
4	Brody Kozlowski	cause-lou-ski	F	6-8	227	So.	1L	Draper, Utah (Corner Canyon HS)
51	Jared McGregor		G	6-3	190	Jr.	2L	Saratoga Springs, Utah (Westlake HS)
7	Khadim Mboup	ha-deem boop	G	6-9	224	R-Fr.	TR	Dakar, Senegal (NBA Academy Africa)
2	Tyler Mrus	mur-rus	G	6-7	208	Jr.	TR	Bothell, Washington (Idaho)
10	KJ Perry		G	6-2	180	So.	TR	Southfield, Michigan (Citrus College)
12	Nate Pickens		G	6-3	194	Sr.	TR	El Mirage, Arizona (UC Riverside)
15	Richie Saunders		G	6-5	200	Sr.	3L	Riverton, Utah (Wasatch Academy)
33	Xavion Staton	ex-zay-vee-on stay-ton	C	6-11	210	Fr.	HS	Las Vegas, Nevada (Utah Prep)
1	Robert Wright III		G	6-1	183	So.	TR	Wilmington, Delaware (Baylor)

Coaching Staff

Name	Position (Year at BYU)	Alma Mater (Year)
Kevin Young	Head Coach (2nd)	Clayton State (2004)
Will Voigt	Associate Head Coach (2nd)	Pomona College (1998)
Tim Fanning	Associate Head Coach (2nd)	Whittier College (2007)
Brandon Dunson	Assistant Coach (2nd)	Azusa Pacific (2012)
Chris Burgess	Assistant Coach (5th)	Utah (2014)
John Linehan	Assistant Coach (2nd)	Providence (2013)
Doug Stewart	Chief of Staff (2nd)	Brown (1994)
Jordan Brady	Director of Player Development (2nd)	UVU (2008)
Akash Sebastian	Director of Analytics & Strategy (2nd)	Birla Education of Technology & Science (2019)
Danielle LaFata	Director of Nutrition (2nd)	Wayne State (2006)
Justin Young	Director of Recruiting (2nd)	Kennesaw State
Nate Austin	Director of Basketball Operations (3rd)	BYU (2016)
Robert Ramos	Director of Sports Medicine (24th)	BYU (1995)
Michael Davie	Director of Strength & Conditioning/Sports Science (3rd)	Queensland University of Technology (2005)






#1 ROBERT WRIGHT III
6-1 | Guard | Sophomore
Wilmington, Delaware



#2 TYLER MRUS
6-7 | Guard | Junior
Bothell, Washington



#3 AJ DYBANTSA
6-9 | Forward | Freshman
Brockton, Massachusetts



#4 BRODY KOZLOWSKI
6-9 | Guard | Sophomore
Draper, Utah



#5 MIHAILO BOSKOVIC
6-10 | Forward | Senior
Užice, Serbia



#6 ALEKSEJ KOSTIC
6-4 | Guard | Freshman
Pfaffstätten, Austria



#7 KHADIM MBOUP
6-9 | Forward | Redshirt Freshman
Dakar, Senegal



#10 KJ PERRY
6-2 | Guard | Sophomore
Smithfield, Michigan



#12 NATE PICKENS
6-3 | Guard | Senior
El Mirage, Arizona



#13 KEBA KEITA
6-8 | Center | Senior
Bamako, Mali



#15 RICHIE SAUNDERS
6-5 | Guard | Senior
Riverton, Utah



#24 DOMINIQUE DIOMANDE
6-7 | Forward | Redshirt Freshman
Tour, France



#25 DAWSON BAKER
6-4 | Guard | Senior
Coto de Caza, California



#30 KENNARD DAVIS JR.
6-6 | Guard | Junior
St. Louis, Missouri



#33 XAVION STATON
6-11 | Center | Freshman
Las Vegas, Nevada



#34 ABDULLAH AHMED
6-10 | Center | Sophomore
Cairo, Egypt



#51 JARED MCGREGOR
6-3 | Guard | Senior
Saratoga Springs, Utah



KEVIN YOUNG
Head Coach



DOUG STEWART
Chief of Staff



WILL VOIGT
Associate Head Coach



TIM FANNING
Associate Head Coach




BRANDON DUNSON
Assistant Coach



CHRIS BURGESS
Assistant Coach




JOHN LINEHAN
Assistant Coach




NATE AUSTIN
Dir. of Basketball Operations



JORDAN BRADY
Dir. of Player Development



AKASH SEBASTIAN
Dir. of Analytics and Strategy



DANIELLE LAFATA
Dir. of Nutrition



JUSTIN YOUNG
Dir. of Recruiting



ROBERT WRIGHT III

SOPHOMORE | 6-1 | GUARD | WILMINGTON, DELAWARE | BAYLOR

AWARDS

Third Team All-Big 12... Honorable Mention All-Big 12 (2025)... Big 12 All-Freshman Team (2025)... Big 12 Newcomer of the Week (Feb. 3, 2025)... Dickie V National Player of the Week (Feb. 16, 2026)... Big 12 Starting Five (Feb. 16, 2026)...

2025-26

Bob Cousy Point Guard of the Year Preseason Watch List... sixth-most field goal attempts in a debut (14)... One of three players in NCAA DI men's basketball with at least 26 points, 9 rebounds and 9 assists in a game this season... scored a career-high 26 points in win over Delaware... also had career-high in 3-pointers (4) and rebounds (9)...dished out 11 assists in win over No. 23 Wisconsin... most assists by a Cougar against a ranked opponent since 1996-97... season-high 12 assists in win over Cal Baptist... one of three players in NCAA DI with 12+ assists and 1 or fewer turnovers... knocked down multiple 3-pointers in eight games... hit game-winning 3-pointer in comeback victory over Clemson at Jimmy V Classic... scored a 30 points in return to Baylor on Feb. 10... also made a career-high 12 field goals in 40 minutes of action...scored a career-high 39 points in overtime win over Colorado... went 4-of-4 from 3-point range in win over Buffs...

BEFORE BYU

Played freshman season at Baylor... broke single-season (148) and single-game (13) freshman assist records... appeared in 35 games including 21 starts... averaged 11.5 points, 4.2 assists and 2.1 rebounds per game... shot 41.4 percent from the field, 35.2 percent from three and 79.6 percent from the free throw line... scored in double figures 22 times including career-high 24 in win over Kansas... 20 of those 24 points game in the second half aiding the largest comeback in Big 12 history... dished out 13 assists in win over Norfolk State... also scored 16 points for first career double-double... became the first freshman to lead the team in scoring in a NCAA Tournament game with 19 points against Mississippi State... No. 24 in ESPN 100 in 2024... consensus four-star recruit... played senior season at Montverde Academy... helped them go 33-0 and win Chipotle National Title... named Gatorade Player of the Year in Pennsylvania in 2022-23... led Neumann-Goretti High School to a 22-3 record and berth in Class 4A Tournament... averaged 23.1 points, 4.9 assists and 4.6 rebounds... 2022 Class 4A Player of the Year in Pennsylvania...

PERSONAL

Son of Robert O. Wright and Latoya Pendergrass... oldest of 10 siblings... brother, Stephon Ashley-Wright, is committed to play basketball at Towson...

SEASON HIGHS

Points:	39	vs. Colorado (2/14/26)
Rebounds:	9	vs. Delaware (11/11/25)
Assists:	12	vs. Cal Baptist (12/3/25)
Steals:	5	vs. Pacific (12/16/25)
Blocks:	1	vs. Delaware (11/11/25)
Field Goals:	12 (2x)	vs. Colorado (2/14/26)
3-Pointers:	4 (2x)	vs. Colorado (2/14/26)
Free Throws:	11	vs. Colorado (2/14/26)
Minutes:	40 (4x)	at West Virginia (2/28/26)

CAREER HIGHS

Points:	39	vs. Colorado (2/14/26)
Rebounds:	9	vs. Delaware (11/11/25)
Assists:	13	Norfolk State (12/11/24)
Steals:	5 (2x)	vs. Pacific (12/16/25)
Blocks:	1 (3x)	vs. Delaware (11/11/25)
Field Goals:	12 (2x)	vs. Colorado (2/14/26)
3-Pointers:	4 (3x)	vs. Colorado (2/14/26)
Free Throws:	11	vs. Colorado (2/14/26)
Minutes:	40 (4x)	at West Virginia (2/28/26)

BIG 12 HIGHS

Points:	39	vs. Colorado (2/14/26)
Rebounds:	5 (2x)	vs. Colorado (2/14/26)
Assists:	8	vs. TCU (1/19/25)
Steals:	5	vs. TCU (01/19/25)
Blocks:	1 (2x)	at Arizona State (01/11/25)
Field Goals:	12 (2x)	vs. Colorado (2/14/26)
3-Pointers:	4 (2x)	vs. Colorado (2/14/26)
Free Throws:	11	vs. Colorado (2/14/26)
Minutes:	40 (4x)	at West Virginia (2/28/26)

PRODUCTION TRACKER

	2025-26	Career
Had a double-double	2 (2-0)	3 (3-0)
Scored 10+ points	30 (21-9)	52 (35-17)
Scored 20+ points	13 (9-4)	16 (10-6)
Scored 30+ points	2 (2-0)	2 (2-0)
Led BYU in scoring	5 (3-2)	5 (3-2)
Led BYU in rebounds	1 (1-0)	1 (1-0)
Led BYU in assists	20 (12-8)	20 (12-8)
Led BYU in steals	7 (4-3)	7 (4-3)
Made 3+ 3-pt FGs	5 (5-0)	7 (7-0)
Had 3+ assists	25 (18-7)	51 (32-20)
Had 5+ assists	15 (12-3)	25 (19-6)
Had 10+ assists	2 (2-0)	3 (3-0)
Had 3+ steals	6 (5-1)	8 (6-2)

2025-26 GAME-BY-GAME

OPPONENT	DATE	GS	MIN.	FG-FGA	PCT	3FG-FGA	PCT	FT-FTA	PCT	OFF	DEF	REB	AST	BLK	STL	PF	TO	PTS	AVG
vs. Villanova	11/3	*	31	5-16	.313	0-3	.000	4-6	.667	1	2	3	1	0	1	1	2	14	14.0
Holy Cross	11/8	*	25	7-10	.700	0-2	.000	1-2	.500	0	4	4	3	0	1	0	2	15	14.5
Delaware	11/11	*	36	9-17	.529	4-7	.571	4-4	1.000	4	5	9	9	1	0	0	2	26	18.3
vs. UConn	11/15	*	36	7-12	.583	2-6	.333	0-0	.000	0	0	0	4	0	1	2	6	16	17.8
vs. Wisconsin	11/21	*	33	4-12	.333	2-4	.500	0-0	.000	0	7	7	11	0	1	2	2	10	16.2
vs. Miami	11/27	*	37	5-13	.385	2-2	1.000	5-6	.833	0	2	4	0	0	3	2	2	17	16.3
vs. Dayton	11/28	*	35	9-16	.563	2-4	.500	3-3	1.000	0	3	3	6	0	2	2	3	23	17.3
Cal Baptist	12/3	*	33	5-10	.500	2-5	.400	2-2	1.000	2	2	4	12	0	3	0	1	14	16.9
vs. Clemson	12/9	*	36	6-14	.429	3-5	.600	2-3	.667	1	4	5	3	0	1	3	3	17	16.9
UC Riverside	12/13	*	28	3-5	.600	1-2	.500	2-2	1.000	0	1	1	6	0	2	0	1	9	16.1
Pacific	12/16	*	30	8-16	.500	2-5	.400	4-4	1.000	1	4	5	4	0	5	2	3	22	16.6
Abilene Christian	12/19	*	32	4-10	.400	1-2	.500	1-5	.200	0	2	2	2	0	1	0	1	10	16.1
Eastern Washington	12/22	*	34	7-14	.500	3-6	.500	0-0	.000	0	3	3	7	0	1	1	3	17	16.2
at Kansas State	1/3	*	37	6-15	.400	2-2	1.000	4-6	.667	0	4	5	0	0	0	0	4	18	16.3
Arizona State	1/7	*	37	9-15	.600	3-6	.500	6-6	1.000	1	2	3	4	0	0	3	1	27	17.0
at Utah	1/10	*	38	9-19	.474	2-6	.333	3-4	.750	1	0	1	6	0	0	1	1	23	17.4
TCU	1/14	*	39	5-14	.357	1-3	.333	4-4	1.000	3	3	6	6	0	0	0	2	15	17.3
at Texas Tech	1/17	*	38	9-17	.529	1-5	.200	9-9	1.000	2	3	5	3	0	1	1	4	28	17.8
Utah	1/24	*	36	6-11	.545	2-3	.667	7-8	.875	1	4	5	3	0	1	0	0	21	18.0
Arizona	1/26	*	32	3-16	.188	1-5	.200	0-0	.000	2	2	4	5	0	2	3	1	7	17.5
at Kansas	1/31	*	35	7-16	.438	2-5	.400	2-4	.500	0	1	1	6	0	0	3	1	18	17.5
at Oklahoma State	2/4	*	29	5-10	.500	0-2	.000	5-6	.833	2	2	4	4	0	1	4	5	15	17.4
Houston	2/7	*	36	6-9	.667	3-3	1.000	2-3	.667	0	2	2	1	0	0	3	1	17	17.3
at Baylor	2/10	*	40	12-21	.571	2-5	.400	4-6	.667	1	3	4	3	0	4	4	2	30	17.9
Colorado	2/14	*	40	12-16	.750	4-4	1.000	11-13	.846	0	5	5	4	0	0	2	4	39	18.7
at Arizona	2/18	*	38	5-13	.385	2-5	.400	1-2	.500	0	4	4	3	0	0	2	2	13	18.5
Iowa State	2/21	*	40	2-8	.250	0-3	.000	2-2	1.000	0	0	0	4	0	3	1	1	6	18.0
UCF	2/24	*	35	7-21	.333	1-6	.167	5-6	.833	2	2	4	7	0	1	1	1	20	18.1
at West Virginia	2/28	*	40	7-15	.467	2-5	.400	7-8	.875	0	4	4	4	0	3	3	2	23	18.3
at Cincinnati	3/3	*	32	8-16	.500	1-4	.250	4-4	1.000	1	0	1	0	0	1	3	4	21	18.4
Texas Tech	3/7	*	36	9-17	.529	0-3	.000	9-9	1.000	3	3	6	2	0	1	2	0	27	18.6
vs. Kansas State	3/10	*	28	5-12	.417	1-3	.333	3-3	1.000	1	1	2	6	0	0	0	1	14	18.5
vs. West Virginia	3/11	*	35	5-13	.385	1-2	.500	0-0	.000	1	3	4	6	0	0	1	3	11	18.3
TOTAL			1109	211-446	.473	54-131	.412	116-140	.829	31	86	117	154	1	40	52	71	603	18.3

CAREER STATISTICS

YEAR	GP-GS	MPG	FG-FGA	PCT	3FG-A	PCT	FT-FTA	PCT	OFF-DEF-REB	AVG	PF-D	A	AVG	TO	BLK	AVG	STL	AVG	PTS	AVG
2024-25*	35-21	29.4	145-350	.414	31-88	.352	82-103	.796	17-56-73	2.1	54-0	148	4.2	72	2	0.1	35	1.0	403	11.5
2025-26	33-33	34.7	216-459	.471	55-133	.414	116-140	.829	31-86-117	3.5	52-0	154	4.7	71	1	0.1	40	1.2	603	18.3
TOTAL!	68-54	31.9	361-809	.446	86-221	.389	198-243	.815	48-142-190	2.8	106-0	302	4.4	143	3	0.1	75	1.1	1006	14.8

* Baylor | Baylor and BYU





TYLER MRUS

JUNIOR | 6-7 | GUARD | BOTHELL, WASHINGTON | IDAHO

2025-26

Made BYU debut in win over Villanova... knocked down first 3-pointer as a Cougar against No. 3 UConn... scored a season-high nine points in win over No. 23 Wisconsin... went 2-of-7 from 3-point range... scored a career-high 15 points in win over Pacific... went 4-of-4 from 3-point range... tied for the fourth-most 3-pointers without a miss in a single game in program history...

BEFORE BYU

Appeared in 68 games including 51 starts during collegiate career that includes stops at Idaho and Alaska Fairbanks... shooting 41.8 percent from the field, 36.2 percent from three and 63.0 percent from the charity stripe... appeared and started in 31 game as a redshirt sophomore in 2024-25... averaged 9.7 points per game... knocked down 73 3-pointers for the Vandals, 13 more than he had in previous two seasons combined... scored in double figures 14 times including four games with 20-plus... scored career-high 22 points against Weber State... went 6-of-13 from 3-point range in win over Wildcats... appeared in two games in 2023-24 before suffering season-ending injury... spent freshman season at Alask Fairbanks... appeared and started in 24 games... ranked second on the team in scoring at 11.9 points per game... scored in double figures 17 times... scored 20 points against Washington in an exhibition going 7-of-12 from the field...

PERSONAL

Son of Stephanie and Thomas Mrus... has three siblings, Drew, Jay and Cade...

SEASON HIGHS

Points:	15	vs. Pacific (12/16/25)
Rebounds:	3 (2x)	vs. UCF (2/24/26)
Assists:	2 (3x)	vs. UCF (2/24/26)
Steals:	3	vs. Arizona State (1/7/26)
Blocks:	2	vs. UCF (2/24/26)
Field Goals:	4	vs. Pacific (12/16/25)
3-Pointers:	4	vs. Pacific (12/16/25)
Free Throws:	4	vs. UCF (2/24/26)
Minutes:	20 (2x)	vs. Pacific (12/16/25)

CAREER HIGHS

Points:	22	vs. Weber State (03/01/25)
Rebounds:	8 (3x)	Seattle Pacific (12/01/22)
Assists:	4	at Western Washington (02/09/23)
Steals:	3 (4x)	vs. Arizona State (1/7/26)
Blocks:	2 (2x)	vs. UCF (2/24/26)
Field Goals:	9	Portland Bible (12/17/22)
3-Pointers:	6 (3x)	Weber State (03/01/25)
Free Throws:	8	at Northwest Nazarene (01/05/23)
Minutes:	43	Weber State (03/01/25)

BIG 12 HIGHS

Points:	8	vs. Arizona State (1/7/26)
Rebounds:	3	vs. UCF (2/24/26)
Assists:	2 (2x)	vs. UCF (2/24/26)
Steals:	3	vs. Arizona State (1/7/26)
Blocks:	2	vs. UCF (2/24/26)
Field Goals:	3	vs. Arizona State (1/7/26)
3-Pointers:	2 (2x)	vs. Colorado (2/14/26)
Free Throws:	4	vs. UCF (2/24/26)
Minutes:	18	vs. UCF (2/24/26)

PRODUCTION TRACKER

	2025-26	Career
Had a double-double	--	--
Scored 10+ points	1 (1-0)	33 (17-16)
Scored 20+ points	--	4 (2-2)
Led BYU in scoring	--	--
Led BYU in rebounds	--	--
Led BYU in assists	--	--
Led BYU in steals	1 (1-0)	1 (1-0)
Made 3+ 3-pt FGS	1 (1-0)	13 (7-6)
Made 5+ 3-pt FGS	--	5 (3-2)
Had 3+ assists	--	5 (3-2)
Had 3+ steals	1 (1-0)	4 (3-1)
Had 5+ rebounds	--	21 (11-10)

2025-26 GAME-BY-GAME

OPPONENT	DATE	GS	MIN.	FG-FGA	PCT	3FG-FGA	PCT	FT-FTA	PCT	OFF	DEF	REB	AST	BLK	STL	PF	TO	PTS	AVG
vs. Villanova	11/3	2	0-1	.000	0-1	.000	0-0	.000	0-0	0	0	0	0	0	0	0	0	0	0.0
Holy Cross	11/8	13	0-2	.000	0-2	.000	0-0	.000	0	1	1	2	0	1	3	0	0	0	0.0
Delaware	11/11	19	0-4	.000	0-4	.000	0-0	.000	0	1	1	0	0	1	1	0	0	0.0	
vs. UConn	11/15	14	1-1	1.000	1-1	1.000	0-0	.000	0	0	0	0	0	0	1	0	3	0.8	
vs. Wisconsin	11/21	20	2-7	.286	2-7	.286	0-0	.000	0	3	3	0	0	0	1	0	6	1.8	
vs. Miami	11/27	5	0-0	.000	0-0	.000	0-0	.000	0	0	0	0	1	0	0	0	0	1.5	
vs. Dayton	11/28	11	0-1	.000	0-1	.000	0-0	.000	0	1	1	0	0	0	0	1	0	1.3	
Cal Baptist	12/3	13	0-2	.000	0-2	.000	0-0	.000	0	1	1	0	0	0	0	0	0	1.1	
vs. Clemson	12/9	3	0-1	.000	0-1	.000	0-0	.000	0	0	0	0	0	0	1	0	0	1.0	
UC Riverside	12/13	6	0-2	.000	0-2	.000	0-0	.000	0	1	1	0	0	0	0	0	0	0.9	
Pacific	12/16	20	4-4	1.000	4-4	1.000	3-3	1.000	0	2	2	1	0	0	0	0	15	2.2	
Abilene Christian	12/19	16	1-2	.500	1-2	.500	1-2	.500	0	3	3	0	0	0	1	1	4	2.3	
Eastern Washington	12/22	15	1-5	.200	1-5	.200	0-0	.000	1	1	2	0	0	0	1	0	3	2.4	
at Kansas State	1/3	4	0-1	.000	0-1	.000	0-0	.000	0	0	0	0	0	0	1	0	0	2.2	
Arizona State	1/7	17	3-5	.600	2-4	.500	0-0	.000	0	0	0	2	0	3	0	0	8	2.6	
at Utah	1/10	7	0-1	.000	0-1	.000	0-0	.000	0	0	0	1	0	0	1	1	0	2.4	
TCU	1/14	5	0-1	.000	0-1	.000	0-0	.000	0	0	0	0	0	0	1	0	0	2.3	
at Texas Tech	1/17																		
Utah	1/24	1	0-0	.000	0-0	.000	0-0	.000	1	0	1	0	0	0	1	1	0	2.2	
Arizona	1/26																		
at Kansas	1/31																		
at Oklahoma State	2/4	1	0-0	.000	0-0	.000	2-2	1.000	1	0	1	0	0	0	0	0	2	2.2	
Houston	2/7																		
at Baylor	2/10	5	0-0	.000	0-0	.000	0-0	.000	0	1	1	0	0	0	0	0	0	2.1	
Colorado	2/14	16	2-3	.667	2-3	.667	0-0	.000	1	1	2	0	0	0	3	1	6	2.2	
at Arizona	2/18	7	0-1	.000	0-1	.000	0-0	.000	0	0	0	0	0	0	1	0	0	2.1	
Iowa State	2/21																		
UCF	2/24	18	1-1	1.000	1-1	1.000	4-4	1.000	1	2	3	2	2	1	1	0	7	2.3	
at West Virginia	2/28	9	0-1	.000	0-1	.000	0-0	.000	0	0	0	0	0	0	0	0	0	2.3	
at Cincinnati	3/3	8	0-1	.000	0-1	.000	0-0	.000	1	0	1	0	0	0	0	0	0	2.2	
Texas Tech	3/7	2	0-0	.000	0-0	.000	0-0	.000	0	0	0	0	0	0	0	0	0	2.1	
vs. Kansas State	3/10	3	0-1	.000	0-1	.000	0-0	.000	0	0	0	0	0	0	1	1	0	2.0	
vs. West Virginia	3/11																		
TOTAL		260	15-48	.313	14-47	.298	10-11	.909	6	18	24	8	3	6	19	6	54	2.0	

CAREER STATISTICS

YEAR	GP-GS	MPG	FG-FGA	PCT	3FG-A	PCT	FT-FTA	PCT	OFF-DEF-REB	AVG	PF-D	A	AVG	TO	BLK	AVG	STL	AVG	PTS	AVG
2022-23*	24-24	29.5	106-213	.498	20-54	.370	53-59	.898	27-68-104	4.3	43-0	28	1.2	55	8	0.3	17	0.7	285	11.9
2023-24#	2-1	20.5	6-9	.667	4-6	.667	5-6	.833	1-2-3	1.5	1-0	0	0.0	3	2	1.0	1	0.5	21	10.5
2024-25#	31-31	29.3	96-251	.382	73-192	.380	36-47	.766	15-83-98	3.2	44-0	24	0.8	30	10	0.3	19	0.6	301	9.7
2025-26	27-0	9.6	15-48	.313	14-47	.298	10-11	.909	6-18-24	0.9	19-0	8	0.3	6	3	0.1	6	0.2	54	2.0
TOTAL!	84-56	22.9	223-520	.429	111-298	.372	104-123	.846	48-181-229	2.7	107-0	60	0.7	94	23	0.3	43	0.5	661	7.9

* Alaska Fairbanks # Idaho ! Alaska Fairbanks, Idaho and BYU



AJ DYBANTSA

FRESHMAN | 6-9 | FORWARD | BROCKTON, MASSACHUSETTS | UTAH PREP



AWARDS

Big 12 Freshman of the Year... First Team All-Big 12... Oscar Robertson National Player of the Week (Feb. 24)... Lute Olson Award National Player of the Week (Dec. 15)... 2x Big 12 Player of the Week (Dec. 30, Feb. 23)... 6x Big 12 Newcomer of the Week (Dec. 30, Jan. 5, Jan. 26, Feb. 9, Feb. 16, Feb. 23)... 10x Big 12 Starting 5 (Nov. 10, Nov. 17, Dec. 15, Dec. 22, Dec. 30, Jan. 5, Jan. 26, Feb. 9, Feb. 16, Feb. 23)... USBWA/CBS Sports Freshman of the Week (Dec. 16)...

2025-26

Became fifth freshman in program history with 20-plus in collegiate debut... finished with 21 points in win over Villanova... scored 25 points, 21 of those in the second half, against No. 3 UConn at TD Garden... made 11 free throws in win over No. 23 Wisconsin, tied for the third most by a freshman in program history... scored 15 or more points in all 13 games as a Cougar... Fourth-most 20-point games by a freshman in program history (8)... outsourced Clemson in the second half (22-21) en route to a career-high 28 points in win at Jimmy Classic... one of two players this season with 25/5/5 in a game... second-most scored by a freshman with his 35-point performance against Abilene Christian... made a freshman record 17 free throws... also third-most makes in a single game... first career triple-double in win over Eastern Washington (33/10/10)... second player in Big 12 history with 30/10/10 triple-double... scored freshman record 43 points in win over Utah... also set freshman record in field goal attempts and makes...

BEFORE BYU

No.1 recruit in the country... consensus five-star recruit... 2025 Jersey Mike's Naismith Trophy Boy's High School Player of the Year Finalist... McDonald's All-American... scored 17 points going 7-of-12 from the field leading the West team to a 105-92 victory... two-time Nike Hoop Summit participant... finished with 24 points, six rebounds, five assists and three steals in Team USA's 124-114 overtime victory in 2025... youngest player to compete in 2024 finishing with a game-high 21 points... three-time FIBA Gold Medalist... MVP of 2025 FIBA U19 World Cup... helped USA Basketball win ninth team title averaged 14.3 points, 4.1 rebounds and 2.3 assists per game... Peach Jam Offensive MVP... lead Oakland Soldiers to title game... averaged 23.1 points, 5.6 rebounds, 2.3 assists and 1.0 steals per game... Massachusetts Boys' Basketball Gatorade Player of the Year as a freshman...

PERSONAL

Son of Chelsea and Ace Dybantsa... has two siblings, Samarra, Jasmyr... loved Spider-Man as a kid...

SEASON HIGHS

Points:	43	vs. Utah (1/24/26)
Rebounds:	13	vs. Colorado (2/14/26)
Assists:	10	vs. Eastern Washington (12/22/25)
Steals:	5	vs. UC Riverside (12/13/25)
Blocks:	2	vs. Cal Baptist (12/3/25)
Field Goals:	15 (2x)	vs. West Virginia (3/10/26)
3-Pointers:	5	at Oklahoma State (2/4/26)
Free Throws:	17	vs. Abilene Christian (12/19/25)
Minutes:	43	vs. Colorado (2/14/26)

CAREER HIGHS

Points:	43	vs. Utah (1/24/26)
Rebounds:	13	vs. Colorado (2/14/26)
Assists:	10	vs. Eastern Washington (12/22/25)
Steals:	5	vs. UC Riverside (12/13/25)
Blocks:	2	vs. Cal Baptist (12/3/25)
Field Goals:	15 (2x)	vs. West Virginia (3/10/26)
3-Pointers:	5	at Oklahoma State (2/4/26)
Free Throws:	17	vs. Abilene Christian (12/19/25)
Minutes:	43	vs. Colorado (2/14/26)

BIG 12 HIGHS

Points:	43	vs. Utah (1/24/26)
Rebounds:	13	vs. Colorado (2/14/26)
Assists:	9	vs. Iowa State (2/21/26)
Steals:	3	at Kansas State (1/3/26)
Blocks:	1 (6x)	vs. Iowa State (2/21/26)
Field Goals:	15	vs. Utah (1/24/26)
3-Pointers:	5	at Oklahoma State (2/4/26)
Free Throws:	11	vs. Arizona (1/26/26)
Minutes:	43	vs. Colorado (2/14/26)

PRODUCTION TRACKER

	2025-26	Career
Had a double-double	4 (4-0)	4 (4-0)
Scored 10+ points	33 (23-10)	33 (23-10)
Scored 20+ points	26 (18-8)	26 (18-8)
Scored 30+ points	7 (5-2)	7 (5-2)
Led BYU in scoring	19 (12-7)	19 (12-7)
Led BYU in rebounds	8 (6-2)	8 (6-2)
Led BYU in assists	17 (13-4)	17 (13-4)
Led BYU in steals	7 (6-1)	7 (6-1)
Made 3+ 3-pt FGs	3 (1-2)	3 (1-2)
Had 5+ assists	11 (9-2)	11 (9-2)
Had 3+ steals	5 (5-0)	5 (5-0)
Had 5+ rebounds	29 (22-7)	29 (22-7)
Had 10+ rebounds	4 (4-0)	4 (4-0)

2025-26 GAME-BY-GAME

OPPONENT	DATE	GS	MIN.	FG-FGA	PCT	3FG-FGA	PCT	FT-FTA	PCT	OFF	DEF	REB	AST	BLK	STL	PF	TO	PTS	AVG
vs. Villanova	11/3	*	32	9-18	.500	1-1	1.000	2-7	.286	2	4	6	3	0	0	0	0	21	21.0
Holy Cross	11/8	*	24	7-10	.700	0-2	.000	3-3	1.000	0	8	8	3	1	0	0	1	17	19.0
Delaware	11/11	*	29	7-12	.583	1-4	.250	3-3	1.000	3	4	7	2	0	1	2	3	18	18.7
vs. UConn	11/15	*	34	8-14	.571	2-3	.667	7-10	.700	0	6	6	0	0	2	1	3	25	20.3
vs. Wisconsin	11/21	*	29	3-8	.375	1-3	.333	11-12	.917	0	6	6	3	1	0	4	2	18	19.8
vs. Miami	11/27	*	32	5-14	.357	0-2	.000	6-7	.857	0	8	8	2	0	1	2	3	16	19.2
vs. Dayton	11/28	*	34	7-12	.583	1-1	1.000	3-4	.750	1	3	4	3	0	0	2	3	18	19.0
Cal Baptist	12/3	*	28	10-15	.667	1-4	.250	1-1	1.000	1	4	5	5	2	2	0	2	22	19.4
vs. Clemson	12/9	*	34	9-17	.529	1-2	.500	9-10	.900	4	5	9	6	0	0	0	3	28	20.3
UC Riverside	12/13	*	30	11-17	.647	0-1	.000	4-9	.444	3	5	8	7	1	5	0	2	26	20.9
Pacific	12/16	*	29	8-14	.571	1-5	.200	6-8	.750	3	7	10	2	0	3	0	2	23	21.1
Abilene Christian	12/19	*	36	9-12	.750	0-2	.000	17-20	.850	2	4	6	4	1	2	0	4	35	22.3
Eastern Washington	12/22	*	36	11-13	.846	2-3	.667	9-11	.818	4	6	10	10	0	2	1	2	33	23.1
at Kansas State	1/3	*	33	8-15	.533	1-2	.500	7-10	.700	1	7	8	3	0	3	3	7	24	23.1
Arizona State	1/7	*	30	7-13	.538	2-5	.400	7-11	.636	0	7	7	5	1	2	2	5	23	23.1
at Utah	1/10	*	37	6-11	.545	0-3	.000	8-12	.667	0	6	6	4	1	1	1	3	20	22.9
TCU	1/14	*	33	8-22	.364	2-7	.286	7-7	1.000	1	5	6	1	0	0	2	2	25	23.1
at Texas Tech	1/17	*	32	6-17	.353	0-3	.000	1-1	1.000	2	1	3	1	0	1	1	3	13	22.5
Utah	1/24	*	36	15-24	.625	4-5	.800	9-10	.900	1	5	6	3	1	0	0	3	43	23.6
Arizona	1/26	*	35	6-24	.250	1-8	.125	11-16	.688	0	4	4	5	0	1	3	3	24	23.6
at Kansas	1/31	*	34	6-12	.500	2-4	.500	3-4	.750	0	1	1	1	0	0	1	2	17	23.3
at Oklahoma State	2/4	*	36	13-20	.650	5-8	.625	5-7	.714	2	5	7	4	0	0	3	5	36	23.9
Houston	2/7	*	35	9-14	.643	3-4	.750	7-12	.583	2	3	5	4	1	0	1	1	28	24.0
at Baylor	2/10	*	40	14-20	.700	1-4	.250	7-8	.875	2	3	5	7	0	1	2	1	36	24.5
Colorado	2/14	*	43	6-20	.300	1-6	.167	7-10	.700	3	10	13	8	1	3	1	7	20	24.4
at Arizona	2/18	*	39	13-28	.464	2-6	.333	7-8	.875	1	6	7	2	0	0	2	3	35	24.8
Iowa State	2/21	*	40	10-17	.588	2-4	.500	7-9	.778	2	8	10	9	1	1	2	2	29	24.9
UCF	2/24	*	36	11-22	.500	2-4	.500	5-6	.833	3	5	8	0	0	0	0	3	29	25.1
at West Virginia	2/28	*	38	7-15	.467	2-7	.286	4-6	.667	0	7	7	1	0	1	2	4	20	24.9
at Cincinnati	3/3	*	38	7-21	.333	1-8	.125	8-11	.727	1	5	6	6	0	0	1	5	23	24.8
Texas Tech	3/7	*	40	8-25	.320	1-6	.167	4-6	.667	3	3	3	4	0	0	0	1	21	24.7
vs. Kansas State	3/10	*	37	15-21	.714	2-6	.333	8-9	.889	1	8	9	6	0	3	0	6	40	25.2
vs. West Virginia	3/11	*	39	11-24	.458	0-3	.000	5-6	.833	2	5	7	3	0	2	1	2	27	25.2
TOTAL			1137	290-561	.517	45-136	.331	208-274	.759	50	174	224	127	12	37	40	98	833	25.2

CAREER STATISTICS

YEAR	GP-GS	MPG	FG-FGA	PCT	3FG-A	PCT	FT-FTA	PCT	OFF-DEF-REB	AVG	PF-D	A	AVG	TO	BLK	AVG	STL	AVG	PTS	AVG
2025-26	33-33	34.5	290-561	.517	45-136	.331	208-274	.759	50-174-224	6.8	40-0	127	3.8	98	12	0.4	37	1.1	833	25.2
TOTAL	33-33	34.5	290-561	.517	45-136	.331	208-274	.759	50-174-224	6.8	40-0	127	3.8	98	12	0.4	37	1.1	833	25.2



BRODY KOZLOWSKI

SOPHOMORE | 6-8 | FORWARD | DRAPER, UTAH | CORNER CANYON HIGH SCHOOL



2025-26
Will redshirt due to season ending injury...

2024-25
Made collegiate debut in win over Queens... recorded in one steal in six minutes of action... scored career-high eight points in win over Florida A&M... went 2-of-3 from 3-point range in 13 minutes of action... also went 2-of-2 from the free throw line... out for the season...

BEFORE BYU
Prepped at Corner Canyon High School... valedictorian... four-star recruit (ESPN, rivals.com)... No. 94 player in ESPN Top 100... McDonald's All-American nominee... two-time Utah 6A Player of the Year... averaged 20.4 points and 8.6 rebounds per game as a senior... recorded four double-doubles including 29-point, 16-rebound performance against Copper Hills... averaged 16.9 points and 10.9 rebounds per game as a junior... named MaxPreps Utah Player of the Year... Adidas All-American... helped Utah Prospects win Adidas 17U... all-state as a sophomore... originally signed with USC prior to transferring to BYU...

PERSONAL
Son of Kristen and Travis Kozlowski... has four siblings... mom appeared in 75 games including 40 starts for the BYU women's basketball team from 2001-05... dad played outside linebacker for BYU... grandpa, Richard Kozlowski, played football at BYU and Iowa...

SEASON HIGHS

Points:	--
Rebounds:	--
Assists:	--
Steals:	--
Blocks:	--
Field Goals:	--
3-Pointers:	--
Free Throws:	--
Minutes:	--

CAREER HIGHS

Points:	8	Florida A&M (12/20/24)
Rebounds:	3	Florida A&M (12/20/24)
Assists:	--	--
Steals:	1	Queens (11/13/24)
Blocks:	--	--
Field Goals:	2	Florida A&M (12/20/24)
3-Pointers:	2	Florida A&M (12/20/24)
Free Throws:	2	Florida A&M (12/20/24)
Minutes:	13	Florida A&M (12/20/24)

BIG 12 HIGHS

Points:	--	
Rebounds:	--	
Assists:	--	
Steals:	--	
Blocks:	--	
Field Goals:	--	
3-Pointers:	--	
Free Throws:	--	
Minutes:	4	at Houston (1/4/25)

PRODUCTION TRACKER

	2025-26	Career
Had a double-double	--	--
Scored 10+ points	--	--
Scored 20+ points	--	--
Led BYU in scoring	--	--
Led BYU in rebounds	--	--
Led BYU in assists	--	--
Led BYU in steals	--	--
Made 3+ 3-pt FGs	--	--
Had 5+ 3-pt FGS	--	--
Had 3+ assists	--	--
Had 3+ steals	--	--
Had 5+ rebounds	--	--
Had 10+ rebounds	--	--

2025-26 GAME-BY-GAME

OPPONENT	DATE	GS	MIN.	FG-FGA	PCT	3FG-FGA	PCT	FT-FTA	PCT	OFF	DEF	REB	AST	BLK	STL	PF	TO	PTS	AVG	
vs. Villanova	11/3																			
Holy Cross	11/8																			
Delaware	11/11																			
vs. UConn	11/15																			
vs. Wisconsin	11/21																			
vs. Miami	11/27																			
vs. Dayton	11/28																			
Cal Baptist	12/3																			
vs. Clemson	12/9																			
UC Riverside	12/13																			
Pacific	12/16																			
Abilene Christian	12/19																			
Eastern Washington	12/22																			
at Kansas State	1/3																			
Arizona State	1/7																			
at Utah	1/10																			
TCU	1/14																			
at Texas Tech	1/17																			
Utah	1/24																			
Arizona	1/26																			
at Kansas	1/31																			
at Oklahoma State	2/4																			
Houston	2/7																			
at Baylor	2/10																			
Colorado	2/14																			
at Arizona	2/18																			
Iowa State	2/21																			
UCF	2/24																			
at West Virginia	2/28																			
at Cincinnati	3/3																			
Texas Tech	3/7																			
vs. Kansas State	3/10																			
vs. West Virginia	3/11																			
TOTAL		0	0-0	.000	0-0	.000	0-0	.000	0	0	0	0	0	0	0	0	0	0	0	0.0

CAREER STATISTICS

YEAR	GP-GS	MPG	FG-FGA	PCT	3FG-A	PCT	FT-FTA	PCT	OFF-DEF-REB	AVG	PF-D	A	AVG	TO	BLK	AVG	STL	AVG	PTS	AVG
2024-25	9-0	3.3	2-4	.500	2-4	.500	2-2	1.000	0-4-4	0.4	1-0	0	0.0	1	0	0.0	1	0.1	8	0.9
2025-26	0-0	0.0	0-0	.000	0-0	.000	0-0	.000	0-0-0	0.0	0-0	0	0.0	0	0	0.0	0	0.0	0	0.0
TOTAL	9-0	3.3	2-4	.500	2-4	.500	2-2	1.000	0-4-4	0.4	1-0	0	0.0	1	0	0.0	1	0.1	8	0.9



MIHAILO BOSKOVIC

SENIOR | 6-10 | FORWARD | UZICE, SERBIA | IGOKEA M-TEL



2025-26

Made first career start vs. UConn at TD Garden... scored a season-high seven points in win over Cal Baptist at Delta Center... dished out career-high three assists in season opener vs. Villanova... career-high three blocks in win over Abilene Christian... scored season-high nine points in win at Kansas State... knocked down multiple 3-pointers for the first time in the season... career-high eight rebounds in win over Arizona State... scored a career-high 13 points in win over No. 6 Iowa State...

2024-25

Third-most blocks in a debut in program history (2)... made collegiate debut in win over Central Arkansas... finished with 11 points, three rebounds, two assists and two blocks in 19 minutes off the bench... went 5-of-7 from the field... 1-of-3 from 3-point range... scored in double figures, 10, against No. 23 Ole Miss... knocked down two 3-pointers... scored a Big 12-high eight points in loss at Cincinnati... tied career-high with two 3-pointers... tied a career-high with 11 points in win over Utah in regular season finale... went 4-of-4 from the free throw line... scored 10 points in win over No. 12 Iowa State... knocking down career-high three 3-pointers...

BEFORE BYU

Named 2022 FIBA U20 European Championship, Division B Most Valuable Player... averaged 12.3 points, 6.6 rebounds, 2.1 assists and a block per game helping Serbia go undefeated and claim the title... most recently played for KK Igokea in Bosnia's top league... also spent two seasons at KK Dynamic of the Serbian KLS... appeared in 28 games including 26 starts in 2022-23... averaged 13.1 points, 5.9 rebounds, 1.5 blocks and 1.2 assists per game... shot 38.3 percent from the field, 33.3 percent from three and 64.7 percent from the free throw line... appeared in 30 games with 14 starts in 2021-22... average 10.4 points and 5.6 rebounds per game... made three appearances for Slobod Užice U19 in 2020-21...

PERSONAL

Son of Ana and Stevan Boskovic... oldest of three kids... brother, Marko... sister, Milica... enjoys watching movies, action and comedy... played soccer and water polo growing up... learned english from watching the Disney Channel at his grandparents house...

SEASON HIGHS

Points:	13	vs. Iowa State (2/21/26)
Rebounds:	8	vs. Arizona State (1/7/26)
Assists:	3	vs. Villanova (11/3/25)
Steals:	1 (4x)	at Kansas State (1/13/26)
Blocks:	3	vs. Abilene Christian (12/19/25)
Field Goals:	5	vs. Iowa State (2/21/26)
3-Pointers:	2 (2x)	vs. Iowa State (2/21/26)
Free Throws:	3	vs. Wisconsin (11/21/25)
Minutes:	28	vs. Iowa State (2/21/26)

CAREER HIGHS

Points:	13	vs. Iowa State (2/21/26)
Rebounds:	8	vs. Arizona State (1/7/26)
Assists:	3	vs. Villanova (11/3/25)
Steals:	2	at Colorado (1/21/25)
Blocks:	3	vs. Abilene Christian (12/19/25)
Field Goals:	5 (2x)	vs. Iowa State (2/21/26)
3-Pointers:	3	vs. Iowa State (3/13/25)
Free Throws:	4	Utah (3/8/25)
Minutes:	28	vs. Iowa State (2/21/26)

BIG 12 HIGHS

Points:	13	vs. Iowa State (2/21/26)
Rebounds:	8	vs. Arizona State (1/7/26)
Assists:	2	Utah (3/8/25)
Steals:	2	at Colorado (1/21/25)
Blocks:	2	vs. Arizona State (1/7/26)
Field Goals:	5	vs. Iowa State (2/21/26)
3-Pointers:	2 (3x)	vs. Iowa State (2/21/26)
Free Throws:	4	Utah (3/8/25)
Minutes:	28	vs. Iowa State (2/21/26)

PRODUCTION TRACKER

	2025-26	Career
Had a double-double	--	--
Scored 10+ points	1 (1-0)	5 (4-1)
Scored 20+ points	--	--
Led BYU in scoring	--	--
Led BYU in rebounds	--	--
Led BYU in assists	1 (1-0)	1 (1-0)
Led BYU in blocks	1 (1-0)	2 (2-0)
Made 3+ 3-pt FGs	--	1 (1-0)
Had 3+ assists	1 (1-0)	1 (1-0)
Had 3+ blocks	1 (1-0)	1 (1-0)
Had 3+ steals	--	--
Had 5+ rebounds	3 (2-1)	5 (4-1)
Had 10+ rebounds	--	--

2025-26 GAME-BY-GAME

OPPONENT	DATE	GS	MIN.	FG-FGA	PCT	3FG-FGA	PCT	FT-FTA	PCT	OFF	DEF	REB	AST	BLK	STL	PF	TO	PTS	AVG	
vs. Villanova	11/3	12	1-5	200	0-2	.000	0-0	.000	0-0	.000	1	3	4	3	1	0	0	1	2	2.0
Holy Cross	11/8	16	1-1	1,000	0-0	.000	0-0	.000	1	2	3	0	0	0	0	2	1	2	2.0	2.0
Delaware	11/11	13	1-2	500	0-1	.000	2-2	1,000	1	0	1	0	0	0	0	1	0	4	2.7	2.7
vs. UConn	11/15	*	16	2-8	400	0-5	.000	0-0	.000	3	2	5	0	0	1	2	0	4	3.0	3.0
vs. Wisconsin	11/21	4	0-2	000	0-1	.000	3-4	.750	1	0	1	0	0	0	0	0	0	3	3.0	3.0
vs. Miami	11/27	3	0-0	000	0-0	.000	0-0	.000	0	0	0	0	0	0	0	0	0	0	2.5	2.5
vs. Dayton	11/28																			
Cal Baptist	12/3	18	3-3	1,000	1-1	1,000	0-0	.000	0	1	1	1	2	0	2	1	7	3.1	3.1	
vs. Clemson	12/9	4	0-0	000	0-0	.000	0-0	.000	0	0	0	1	0	0	0	3	0	0	2.8	2.8
UC Riverside	12/13	10	2-3	667	1-1	1,000	0-0	.000	0	1	1	0	1	1	2	1	5	3.0	3.0	
Pacific	12/16	13	1-1	1,000	0-0	.000	0-0	.000	0	0	0	2	1	0	0	0	2	2.9	2.9	
Abilene Christian	12/19	19	2-2	1,000	1-1	1,000	0-0	.000	1	1	2	1	3	1	4	1	5	3.1	3.1	
Eastern Washington	12/22	9	1-1	1,000	1-1	1,000	0-0	.000	1	2	3	1	0	0	0	0	3	3.1	3.1	
at Kansas State	1/3	18	3-5	600	2-3	.667	1-1	1,000	1	2	3	1	0	1	5	1	9	3.5	3.5	
Arizona State	1/7	16	1-4	250	0-2	.000	1-2	.500	1	7	8	2	2	0	3	4	3	3.5	3.5	
at Utah	1/10	9	1-3	333	0-2	.000	0-0	.000	1	0	1	1	0	0	1	1	2	3.4	3.4	
TCU	1/14	15	3-5	600	1-2	.500	1-1	1,000	2	2	4	1	1	0	3	2	8	3.7	3.7	
at Texas Tech	1/17	7	1-1	1,000	1-1	1,000	0-0	.000	1	2	3	0	0	0	1	0	3	3.6	3.6	
Utah	1/24	15	1-2	500	1-2	.500	0-0	.000	1	2	3	2	0	1	1	0	3	3.6	3.6	
Arizona	1/26	20	2-5	400	1-4	.250	0-0	.000	0	1	1	0	1	0	2	0	5	3.7	3.7	
at Kansas	1/31	15	0-1	000	0-1	.000	0-0	.000	1	1	2	2	0	0	3	1	0	3.5	3.5	
at Oklahoma State	2/4	18	1-4	250	1-4	.250	1-2	.500	0	2	2	1	0	0	2	0	4	3.5	3.5	
Houston	2/7	3	0-0	000	0-0	.000	0-0	.000	0	0	0	0	0	0	0	0	0	34.4	34.4	
at Baylor	2/10	9	1-2	500	0-1	.000	0-0	.000	0	0	0	0	0	0	2	0	2	3.3	3.3	
Colorado	2/14	15	1-4	250	1-1	1,000	0-0	.000	0	1	1	1	0	0	0	1	3	3.3	3.3	
at Arizona	2/18	*	11	0-3	000	0-3	.000	0-0	.000	0	1	1	0	0	0	0	0	3.2	3.2	
Iowa State	2/21	*	28	5-11	455	2-8	.250	1-1	1,000	1	4	5	0	0	0	4	3	13	3.5	3.5
UCF	2/24	*	20	1-3	333	0-2	.000	2-2	1,000	0	3	3	0	1	0	1	0	4	3.6	3.6
at West Virginia	2/28	*	12	0-4	000	0-1	.000	0-0	.000	1	1	2	0	0	0	1	0	0	3.4	3.4
at Cincinnati	3/3	15	0-0	000	0-0	.000	0-0	.000	0	0	0	1	0	0	1	1	0	3.3	3.3	
Texas Tech	3/7	3	0-1	000	0-1	.000	0-0	.000	0	0	0	0	0	0	1	0	0	3.2	3.2	
vs. Kansas State	3/10	12	2-3	667	1-2	.500	0-0	.000	0	1	1	0	1	0	2	1	5	3.3	3.3	
vs. West Virginia	3/11	6	0-0	000	0-0	.000	0-0	.000	0	1	1	0	0	0	0	1	0	3.2	3.2	
TOTAL		404	37-89	.416	15-53	.283	12-15	.800	19	43	62	21	14	5	49	21	101	3.2	3.2	

CAREER STATISTICS

YEAR	GP-GS	MPG	FG-FGA	PCT	3FG-A	PCT	FT-FTA	PCT	OFF-DEF-REB	AVG	PF-D	A	AVG	TO	BLK	AVG	STL	AVG	PTS	AVG
2024-25	30-0	11.1	35-92	.380	15-56	.268	22-27	.815	8-43-51	1.8	30-0	12	0.4	19	4	0.1	10	0.3	107	3.6
2025-26	32-5	12.6	37-89	.416	15-53	.283	12-15	.800	19-43-62	1.9	49-1	21	0.7	21	14	0.4	5	0.2	101	3.2
TOTAL	62-5	11.9	72-181	.398	30-109	.275	34-42	.810	28-86-113	1.8	79-1	33	0.5	40	18	0.3	15	0.2	208	3.4



ALEKSEJ KOSTIC

FRESHMAN | 6-4 | GUARD | PFAFFSTATTEN, AUSTRIA | TRAIKIRCHEN LIONS



2025-26

Made collegiate debut in win over Holy Cross... finished with five points going 2-of-4 from the field including connecting on his first career 3-pointer... went 2-of-3 from 3-point range in win over No. 23 Wisconsin... scored career-high 15 points in win over UC Riverside... went 5-of-8 from 3-point range... tied for the eighth-most by a freshman in program history... scored a Big 12 high 14 points in setback to UCF... went 4-of-9 from 3-point range... played a career-high 30 minutes in setback at West Virginia... has scored in double figures in three straight games...

BEFORE BYU

Played for Arkadia Traiskirchen Lions of Austria Superliga... averaged 6.5 points per game... shot 36.3 percent from 3-point range... shot 83.8 percent from the free throw line... scored in double figures 20 time including a pair of 24-point performances... led Austria to a fourth-place finish at 2023 FIBA U18 Eurobasket, Division B... fourth-highest scorer at 19.1 points per game... shot 47.9 percent from the field, 39.2 percent from the three and 81.5 percent from the charity stripe... scored in double figures in all but one game including 34-point outburst in the third-place game against Montenegro... appeared in seven games for the senior national team during FIBA World Cup European Qualifiers... scored 10 points in a 129-80 victory over Armenia going 2-of-4 from 3-point range... also had eight points in a win over Netherlands in the second round of qualifying...

PERSONAL

Son of Dragana and Zoran Kostic... father played basketball for Yugoslavia... U12 Judo State Champion... enjoys reading and spending time with family... would've love to have dinner with Albert Einstein to see how the universe works... thinks LeBron James is the greatest basketball player of all-time... knew everything about animals when he was a kid... father was his basketball coach until he was 15 years old...

SEASON HIGHS

Points:	15	vs. UC Riverside (12/13/25)
Rebounds:	3 (3x)	vs. Texas Tech (3/7/26)
Assists:	4	vs. UC Riverside (12/13/25)
Steals:	2	vs. UCF (2/24/26)
Blocks:	--	--
Field Goals:	5 (3x)	at Cincinnati (3/3/26)
3-Pointers:	5	vs. UC Riverside (12/13/25)
Free Throws:	2 (2x)	vs. West Virginia (3/10/26)
Minutes:	30	at West Virginia (2/28/26)

CAREER HIGHS

Points:	15	vs. UC Riverside (12/13/25)
Rebounds:	3 (3x)	vs. Texas Tech (3/7/26)
Assists:	4	vs. UC Riverside (12/13/25)
Steals:	2	vs. UCF (2/24/26)
Blocks:	--	--
Field Goals:	5 (3x)	at Cincinnati (3/3/26)
3-Pointers:	5	vs. UC Riverside (12/13/25)
Free Throws:	2 (2x)	vs. West Virginia (3/10/26)
Minutes:	30	at West Virginia (2/28/26)

BIG 12 HIGHS

Points:	14 (2x)	at Cincinnati (3/3/26)
Rebounds:	3 (3x)	vs. Texas Tech (3/7/26)
Assists:	2	at West Virginia (2/28/26)
Steals:	2	vs. UCF (2/24/26)
Blocks:	--	--
Field Goals:	5 (2x)	at Cincinnati (3/3/26)
3-Pointers:	4 (3x)	at Cincinnati (3/3/26)
Free Throws:	--	--
Minutes:	30	at West Virginia (2/28/26)

PRODUCTION TRACKER

	2025-26	Career
Had a double-double	--	--
Scored 10+ points	5 (2-3)	5 (2-3)
Scored 20+ points	--	--
Led BYU in scoring	--	--
Led BYU in rebounds	--	--
Led BYU in assists	--	--
Led BYU in steals	1 (0-1)	1 (0-1)
Made 3+ 3-pt FGs	5 (2-3)	5 (2-3)
Made 5+ 3-pt FGs	1 (1-0)	1 (1-0)
Had 3+ assists	1 (1-0)	1 (1-0)
Had 5+ assists	--	--
Had 3+ steals	--	--
Had 5+ rebounds	--	--

2025-26 GAME-BY-GAME

OPPONENT	DATE	GS	MIN.	FG-FGA	PCT	3FG-FGA	PCT	FT-FTA	PCT	OFF	DEF	REB	AST	BLK	STL	PF	TO	PTS	AVG	
vs. Villanova	11/3																			
Holy Cross	11/8		4	2-4	.500	1-3	.333	0-0	.000	0	1	1	0	0	1	1	0	5	5.0	
Delaware	11/11		2	0-1	.000	0-1	.000	0-0	.000	1	0	1	0	0	0	1	0	0	2.5	
vs. UConn	11/15																			
vs. Wisconsin	11/21		3	2-3	.667	2-3	.667	0-0	.000	0	1	1	0	0	0	1	0	6	3.7	
vs. Miami	11/27																			
vs. Dayton	11/28		4	0-1	.000	0-1	.000	0-0	.000	0	0	0	0	0	0	0	1	0	2.8	
Cal Baptist	12/3		12	0-2	.000	0-1	.000	2-2	1.000	0	0	0	0	0	0	5	0	2	2.6	
UC Riverside	12/13		22	5-8	.625	5-8	.625	0-0	.000	0	1	1	4	0	0	1	0	15	4.0	
Pacific	12/16																			
Abilene Christian	12/19		9	0-1	.000	0-1	.000	0-0	.000	0	1	1	0	0	1	1	2	0	3.5	
Eastern Washington	12/22		8	1-4	.250	0-3	.000	1-1	1.000	0	0	0	1	0	0	0	0	3	3.4	
at Kansas State	1/3																			
Arizona State	1/7		6	0-0	.000	0-0	.000	0-0	.000	0	1	1	0	0	1	0	1	0	3.1	
at Utah	1/10																			
TCU	1/14		3	0-0	.000	0-0	.000	0-0	.000	0	1	1	0	0	0	0	0	0	2.8	
at Texas Tech	1/17																			
Utah	1/24		6	0-1	.000	0-1	.000	0-0	.000	0	0	0	0	0	0	2	1	0	2.6	
Arizona	1/26		8	2-2	1.000	2-2	1.000	0-0	.000	1	0	1	0	0	0	1	1	6	2.8	
at Kansas	1/31		12	0-3	.000	0-3	.000	0-0	.000	0	0	0	0	0	0	1	0	0	2.6	
at Oklahoma State	2/4		1	0-0	.000	0-0	.000	0-0	.000	0	0	0	0	0	0	0	0	0	2.5	
Houston	2/7		9	0-1	.000	0-1	.000	0-0	.000	0	2	2	1	0	0	3	0	0	2.3	
at Baylor	2/10																			
Colorado	2/14		15	2-4	.500	2-4	.500	0-0	.000	0	1	1	0	0	0	2	1	6	2.5	
at Arizona	2/18		13	1-3	.333	0-1	.000	0-0	.000	0	1	1	0	0	0	1	2	2	2.5	
Iowa State	2/21		6	0-2	.000	0-1	.000	0-0	.000	0	0	0	0	0	0	2	0	0	2.4	
UCF	2/24		27	5-12	.417	4-9	.444	0-0	.000	0	3	3	1	0	2	3	0	14	3.0	
at West Virginia	2/28		30	4-9	.444	4-8	.500	0-0	.000	0	1	1	2	0	1	4	3	12	3.4	
at Cincinnati	3/3		29	5-9	.556	4-7	.571	0-0	.000	0	3	3	0	0	0	2	2	14	3.9	
Texas Tech	3/7	*	17	2-8	.250	1-5	.200	0-0	.000	2	1	3	1	0	0	3	0	5	3.9	
vs. Kansas State	3/10	*	20	3-7	.429	3-7	.429	2-2	1.000	0	0	0	1	0	0	4	1	11	4.2	
vs. West Virginia	3/11	*	18	0-6	.000	0-6	.000	0-0	.000	0	1	1	0	0	0	2	0	0	4.0	
TOTAL			291	34-93	.366	28-78	.359	5-5	1.000	4	19	23	11	0	6	41	11	101	4.0	

CAREER STATISTICS

YEAR	GP-GS	MPG	FG-FGA	PCT	3FG-A	PCT	FT-FTA	PCT	OFF-DEF-REB	AVG	PF-D	A	AVG	TO	BLK	AVG	STL	AVG	PTS	AVG
2025-26	25-3	11.6	34-93	.366	28-78	.359	5-5	1.000	4-19-23	0.9	41-1	11	0.4	14	0	0.0	6	0.2	101	4.0
TOTAL	25-3	11.6	34-93	.366	28-78	.359	5-5	1.000	4-19-23	0.9	41-1	11	0.4	14	0	0.0	6	0.2	101	4.0





KHADIM MBOUP

REDSHIRT FRESHMAN | 6-9 | FORWARD | DAKAR, SENEGAL | NBA ACADEMY AFRICA

AWARDS
Academic All-Big 12 Rookie Team (2025)...

2025-26
Made collegiate debut in win over Villanova... finished with six rebounds and a block in 19 minutes of action... scored first collegiate points in win over Holy Cross... tied career-high with six rebounds against No. 3 UConn... scored career-high six points in win over No. 23 Wisconsin... has recorded five or more rebounds eight times... recorded first career double-double in win over UC Riverside (12 points, 10 rebounds)... also recorded double digit rebounds in win over Abilene Christian... also made first career start in win over Wildcats... played career-high 27 minutes in win over Baylor... also pulled down 10 rebounds, four of those on the offensive glass in win over Bears...

2024-25
Redshirt... did not appear in a game after joining the team in December...

BEFORE BYU
Part of NBA Academy Africa... spent three years playing in Basketball Africa League (BAL) including a season under current BYU assistant coach Will Voigt... ranked third in steals per game (2.5) at 2023 NBA Academy Games in Atlanta, Ga... also ranked 10th in rebounds per game...

PERSONAL
Son of Oumar Talla Mboup and Fily Konate... has three siblings, Boubacar, Tabara and Abdou... older brother, Boubacar, plays basketball in Taiwan... played the flute... enjoys boxing and soccer... favorite food is theibou yapp (rice and meat)... learned english by listening to Tupac...

SEASON HIGHS

Points:	12	vs. UC Riverside (12/13/25)
Rebounds:	14	vs. West Virginia (3/10/26)
Assists:	2	vs. Holy Cross (11/8/25)
Steals:	2	vs. Eastern Washington (12/22/25)
Blocks:	3 (2x)	vs. Abilene Christian (12/19/25)
Field Goals:	5	vs. UC Riverside (12/13/25)
3-Pointers:	1 (2x)	at Oklahoma State (2/4/26)
Free Throws:	2 (2x)	vs. Abilene Christian (12/19/25)
Minutes:	27	at Baylor (2/10/26)

CAREER HIGHS

Points:	12	vs. UC Riverside (12/13/25)
Rebounds:	14	vs. West Virginia (3/10/26)
Assists:	2	vs. Holy Cross (11/8/25)
Steals:	2	vs. Eastern Washington (12/22/25)
Blocks:	3 (2x)	vs. Abilene Christian (12/19/25)
Field Goals:	5	vs. UC Riverside (12/13/25)
3-Pointers:	1 (2x)	at Oklahoma State (2/4/26)
Free Throws:	2 (2x)	vs. Abilene Christian (12/19/25)
Minutes:	27	at Baylor (2/10/26)

BIG 12 HIGHS

Points:	5	vs. Iowa State (2/21/26)
Rebounds:	10 (2x)	vs. Iowa State (2/21/26)
Assists:	1 (4x)	vs. Houston (2/7/26)
Steals:	1 (9x)	vs. UCF (2/24/26)
Blocks:	2	vs. Utah (1/24/26)
Field Goals:	2 (2x)	vs. Texas Tech (3/7/26)
3-Pointers:	1 (2x)	at Oklahoma State (2/4/26)
Free Throws:	1 (2x)	vs. Iowa State (2/21/26)
Minutes:	27	at Baylor (2/10/26)

PRODUCTION TRACKER

	2025-26	Career
Had a double-double	1 (1-0)	1 (1-0)
Scored 10+ points	1 (1-0)	1 (1-0)
Scored 20+ points	--	--
Led BYU in scoring	--	--
Led BYU in rebounds	6 (5-1)	6 (5-1)
Led BYU in assists	--	--
Led BYU in steals	1 (1-0)	1 (1-0)
Made 3+ 3-pt FGs	--	--
Had 3+ assists	--	--
Had 3+ blocks	1 (1-0)	1 (1-0)
Had 3+ steals	--	--
Had 5+ rebounds	18 (16-2)	18 (16-2)
Had 10+ rebounds	5 (5-0)	5 (5-0)

2025-26 GAME-BY-GAME

OPPONENT	DATE	GS	MIN.	FG-FGA	PCT	3FG-FGA	PCT	FT-FTA	PCT	OFF	DEF	REB	AST	BLK	STL	PF	TO	PTS	AVG
vs. Villanova	11/3		19	0-0	.000	0-0	.000	0-0	.000	0	6	6	0	1	0	1	0	0	0.0
Holy Cross	11/8		16	1-2	.500	0-0	.000	0-0	.000	0	3	3	2	0	1	0	1	2	1.0
Delaware	11/11		9	0-2	.000	0-0	.000	0-0	.000	2	0	2	1	0	0	1	0	0	0.7
vs. UConn	11/15		22	1-1	1.000	0-0	.000	0-1	.000	1	5	6	0	1	1	5	1	2	1.0
vs. Wisconsin	11/21		19	3-4	.750	0-0	.000	0-0	.000	2	3	5	1	0	1	3	1	6	2.0
vs. Miami	11/27		17	1-1	1.000	0-0	.000	0-0	.000	1	5	6	0	0	0	3	0	2	2.0
vs. Dayton	11/28		17	0-0	.000	0-0	.000	0-0	.000	0	6	6	0	1	0	2	3	0	1.7
Cal Baptist	12/3		15	1-3	.333	0-0	.000	0-0	.000	1	5	6	1	0	1	3	2	2	1.8
vs. Clemson	12/9		12	1-1	1.000	0-0	.000	0-0	.000	0	2	2	0	2	0	3	0	2	1.8
UC Riverside	12/13		18	5-8	.625	0-1	.000	2-6	.333	5	5	10	1	0	1	1	1	12	2.8
Pacific	12/16		20	0-3	.000	0-1	.000	0-0	.000	1	5	6	1	3	0	1	0	0	2.5
Abilene Christian	12/19	*	20	2-2	1.000	0-0	.000	2-3	.667	3	7	10	1	3	1	3	3	6	2.8
Eastern Washington	12/22		9	3-3	1.000	0-0	.000	0-0	.000	1	4	5	0	1	2	2	1	6	3.1
at Kansas State	1/3																		
Arizona State	1/7		14	1-3	.333	0-1	.000	0-0	.000	1	3	4	0	1	1	5	0	2	3.0
at Utah	1/10		3	0-0	.000	0-0	.000	0-0	.000	0	0	0	0	0	0	0	0	0	2.8
TCU	1/14		15	0-3	.000	0-1	.000	1-3	.333	4	4	8	0	0	1	4	1	1	2.7
at Texas Tech	1/17		17	1-3	.333	0-0	.000	0-2	.000	3	3	6	1	0	1	2	1	2	2.6
Utah	1/24		21	0-0	.000	0-0	.000	0-0	.000	0	6	6	1	2	1	1	0	0	2.5
Arizona	1/26		5	0-0	.000	0-0	.000	0-0	.000	0	1	1	0	0	0	0	1	0	2.4
at Kansas	1/31		11	1-2	.500	1-1	1.000	0-0	.000	0	3	3	1	0	0	2	0	3	2.4
at Oklahoma State	2/4		9	1-5	.200	1-1	1.000	0-0	.000	2	1	3	0	0	1	4	0	3	2.4
Houston	2/7		16	0-2	.000	0-1	.000	0-0	.000	1	1	2	1	0	0	3	0	0	2.3
at Baylor	2/10		27	1-3	.333	0-1	.000	0-0	.000	4	6	10	0	1	1	1	1	2	2.3
Colorado	2/14		15	1-3	.333	0-1	.000	0-0	.000	1	2	3	0	0	1	3	0	2	2.3
at Arizona	2/18		21	2-2	1.000	0-0	.000	0-1	.000	1	1	2	0	0	1	1	0	4	2.4
Iowa State	2/21		17	2-3	.667	0-1	.000	1-3	.333	3	7	10	0	0	0	3	2	5	2.5
UCF	2/24		9	0-0	.000	0-0	.000	0-0	.000	2	1	3	0	0	1	1	2	0	2.4
at West Virginia	2/28		10	0-0	.000	0-0	.000	0-0	.000	1	1	2	0	0	0	2	1	0	2.3
at Cincinnati	3/3	*	12	0-2	.000	0-1	.000	0-0	.000	0	3	3	0	0	0	2	0	0	2.2
Texas Tech	3/7		26	2-2	1.000	0-0	.000	0-1	.000	2	4	6	0	0	0	2	0	4	2.3
vs. Kansas State	3/10		23	4-5	.800	0-0	.000	0-2	.000	6	8	14	0	2	0	1	0	8	2.5
vs. West Virginia	3/11		15	0-1	.000	0-1	.000	0-2	.000	3	4	7	0	0	0	3	2	0	2.4
TOTAL			498	34-69	.493	2-12	.167	6-24	.250	51	115	166	12	18	17	68	24	76	2.4

CAREER STATISTICS

YEAR	GP-GS	MPG	FG-FGA	PCT	3FG-A	PCT	FT-FTA	PCT	OFF-DEF-REB	AVG	PF-D	A	AVG	TO	BLK	AVG	STL	AVG	PTS	AVG
2025-26	32-2	15.6	34-69	.493	2-12	.167	6-24	.250	51-115-166	5.2	68-2	12	0.4	24	18	0.6	17	0.5	76	2.4
TOTAL	32-2	15.6	34-69	.493	2-12	.167	6-24	.250	51-115-166	5.2	68-2	12	0.4	24	18	0.6	17	0.5	76	2.4





KJ PERRY

SOPHOMORE | 6-2 | GUARD | SOUTHFIELD, MICHIGAN | CITRUS COLLEGE

2025-26
Will redshirt season after signing with the Cougars in November...

BEFORE BYU
No. 1 JUCO recruit in the country... four-star recruit by 247Sports... Top 20 All-Star at All-American JUCO Showcase Invitational... JucoRecruiting.com Fab 50 Freshman in 2024-25... averaged 17.5 points per game... shot 49.5 percent from the field, 34.7 percent from three and 77.2 percent from the free throw line... scored in double figures 25 times including a trio of 30-point performances... scored career-high 48 points in win over Santiago Canyon going 14-of-23 from the field, 3-of-8 from three and 17-of-21 from the charity stripe...

PERSONAL
Son of Leo Perry... second youngest of eight siblings... cut off the tip of his pinky in high school... loves to watch anime... mother passed away when he was seven years old...

SEASON HIGHS

Points:	--
Rebounds:	--
Assists:	--
Steals:	--
Blocks:	--
Field Goals:	--
3-Pointers:	--
Free Throws:	--
Minutes:	--

CAREER HIGHS

Points:	--
Rebounds:	--
Assists:	--
Steals:	--
Blocks:	--
Field Goals:	--
3-Pointers:	--
Free Throws:	--
Minutes:	--

BIG 12 HIGHS

Points:	--
Rebounds:	--
Assists:	--
Steals:	--
Blocks:	--
Field Goals:	--
3-Pointers:	--
Free Throws:	--
Minutes:	--

PRODUCTION TRACKER

	2025-26	Career
Had a double-double	--	--
Scored 10+ points	--	--
Scored 20+ points	--	--
Led BYU in scoring	--	--
Led BYU in rebounds	--	--
Led BYU in assists	--	--
Led BYU in blocks	--	--
Led BYU in steals	--	--
Had 3+ blocks	--	--
Had 3+ assists	--	--
Had 3+ steals	--	--
Had 10+ rebounds	--	--
Had 15+ rebounds	--	--

2025-26 GAME-BY-GAME

OPPONENT	DATE	GS	MIN.	FG-FGA	PCT	3FG-FGA	PCT	FT-FTA	PCT	OFF	DEF	REB	AST	BLK	STL	PF	TO	PTS	AVG	
vs. Villanova	11/3																			
Holy Cross	11/8																			
Delaware	11/11																			
vs. UConn	11/15																			
vs. Wisconsin	11/21																			
vs. Miami	11/27																			
vs. Dayton	11/28																			
Cal Baptist	12/3																			
vs. Clemson	12/9																			
UC Riverside	12/13																			
Pacific	12/16																			
Abilene Christian	12/19																			
Eastern Washington	12/22																			
at Kansas State	1/3																			
Arizona State	1/7																			
at Utah	1/10																			
TCU	1/14																			
at Texas Tech	1/17																			
Utah	1/24																			
Arizona	1/26																			
at Kansas	1/31																			
at Oklahoma State	2/4																			
Houston	2/7																			
at Baylor	2/10																			
Colorado	2/14																			
at Arizona	2/18																			
Iowa State	2/21																			
UCF	2/24																			
at West Virginia	2/28																			
at Cincinnati	3/3																			
Texas Tech	3/7																			
vs. Kansas State	3/10																			
vs. West Virginia	3/11																			
TOTAL		0	0-0	.000	0-0	.000	0-0	.000	0	0	0	0	0	0	0	0	0	0	0	0.0

CAREER STATISTICS

YEAR	GP-GS	MPG	FG-FGA	PCT	3FG-A	PCT	FT-FTA	PCT	OFF-DEF-REB	AVG	PF-D	A	AVG	TO	BLK	AVG	STL	AVG	PTS	AVG
2025-26	0-0	0.0	0-0	.000	0-0	.000	0-0	.000	0-0-0	0.0	0-0	0	0.0	0	0	0.0	0	0.0	0	0.0
TOTAL	0-0	0.0	0-0	.000	0-0	.000	0-0	.000	0-0-0	0.0	0-0	0	0.0	0	0	0.0	0	0.0	0	0.0





NATE PICKENS

SENIOR | 6-3 | GUARD | EL MIRAGE, ARIZONA | UC RIVERSIDE

2025-26
Will miss season after suffering season-ending injury...

BEFORE BYU
Spent three seasons at UC Riverside... appeared in 97 games including 53 starts... averaged 21.6 minutes per game... averaged 7.2 points, 2.7 rebounds and 1.5 assists per game... shot 37.2 percent from the field, 35.3 percent from three and 74.4 percent from the free throw line... scored in double figures 32 times... appeared in 33 games including 31 starts as a junior in 2024-25... averaged a career-high 9.8 points per game... scored in double figures 16 times including a career-high 27 points against Long Beach State... finished with 18 points in a setback against BYU... went 6-of-10 from the field, 3-of-4 from 3-point range and 3-of-5 from the charity stripe... graduated from Dream City Christian in 2022... three-star recruit... played with current Houston guard Milos Uzan... school record holder for most 3-pointers in a single game... All-CAA First Team as a junior...

PERSONAL
Son of Alicia and Freddie Pickens... has two siblings... middle child... brother, Gabe, will be a sophomore this season at New Mexico State... appeared in 30 games as a true freshman in 2024-25... scored a season-high 14 points against UNLV... cousin, Dorian Pickens, played college basketball at Stanford... enjoys making TikTok's...

SEASON HIGHS

Points:	--
Rebounds:	--
Assists:	--
Steals:	--
Blocks:	--
Field Goals:	--
3-Pointers:	--
Free Throws:	--
Minutes:	--

CAREER HIGHS

Points:	27	Long Beach State (02/20/25)
Rebounds:	11	Idaho (12/21/23)
Assists:	6	UC Irvine (02/10/24)
Steals:	4	Cal State Fullerton (03/07/24)
Blocks:	2 (9x)	UC Davis (01/30/25)
Field Goals:	8	Long Beach State (02/20/25)
3-Pointers:	4 (3x)	Long Beach State (02/20/25)
Free Throws:	11	at Cal Poly (03/13/25)
Minutes:	40	Hawaii (03/02/24)

BIG 12 HIGHS

Points:	--
Rebounds:	--
Assists:	--
Steals:	--
Blocks:	--
Field Goals:	--
3-Pointers:	--
Free Throws:	--
Minutes:	--

PRODUCTION TRACKER

	2025-26	Career
Had a double-double	--	1 (1-0)
Scored 10+ points	--	32 (21-11)
Scored 20+ points	--	2 (1-1)
Led BYU in scoring	--	--
Led BYU in rebounds	--	--
Led BYU in assists	--	--
Led BYU in blocks	--	--
Made 3+ 3-pt FGs	--	9 (7-2)
Had 5+ 3-pt FGs	--	--
Had 3+ assists	--	--
Had 5+ assists	--	5 (3-2)
Had 3+ steals	--	3 (2-1)
Had 10+ rebounds	--	2 (2-0)

2025-26 GAME-BY-GAME

OPPONENT	DATE	GS	MIN.	FG-FGA	PCT	3FG-FGA	PCT	FT-FTA	PCT	OFF	DEF	REB	AST	BLK	STL	PF	TO	PTS	AVG	
vs. Villanova	11/3																			
vs. Holy Cross	11/8																			
Delaware	11/11																			
vs. UConn	11/15																			
vs. Wisconsin	11/21																			
vs. Miami	11/27																			
vs. Dayton	11/28																			
Cal Baptist	12/3																			
vs. Clemson	12/9																			
UC Riverside	12/13																			
Pacific	12/16																			
Abilene Christian	12/19																			
Eastern Washington	12/22																			
at Kansas State	1/3																			
Arizona State	1/7																			
at Utah	1/10																			
TCU	1/14																			
at Texas Tech	1/17																			
Utah	1/24																			
Arizona	1/26																			
at Kansas	1/31																			
at Oklahoma State	2/4																			
Houston	2/7																			
at Baylor	2/10																			
Colorado	2/14																			
at Arizona	2/18																			
Iowa State	2/21																			
UCF	2/24																			
at West Virginia	2/28																			
at Cincinnati	3/3																			
Texas Tech	3/7																			
vs. Kansas State	3/10																			
vs. West Virginia	3/11																			
TOTAL			0	0-0	.000	0-0	.000	0-0	.000	0	0	0	0	0	0	0	0	0	0	0.0

CAREER STATISTICS

YEAR	GP-GS	MPG	FG-FGA	PCT	3FG-A	PCT	FT-FTA	PCT	OFF-DEF-REB	AVG	PF-D	A	AVG	TO	BLK	AVG	STL	AVG	PTS	AVG
2022-23*	30-0	9.0	20-65	.308	11-35	.314	9-17	.529	11-16-27	0.9	40-1	13	0.4	10	7	0.2	8	0.3	60	2.0
2023-24*	34-22	27.2	96-261	.368	36-111	.324	89-117	.761	45-76-121	3.6	89-2	67	2.0	43	14	0.4	32	0.9	317	9.3
2024-25*	33-31	27.3	98-249	.394	47-120	.392	82-108	.759	38-78-116	3.5	94-5	68	2.1	49	13	0.4	28	0.8	325	9.8
2025-26	0-0	0.0	0-0	.000	0-0	.000	0-0	.000	0-0-0	0.0	0-0	0	0.0	0	0	0.0	0	0.0	0	0.0
TOTAL!	97-53	21.6	214-575	.372	94-266	.353	180-242	.744	94-170-264	2.7	223-8	148	1.5	102	34	0.4	68	0.7	702	7.2

* UC Riverside ! UC Riverside and BYU



KEBA KEITA

SENIOR | 6-8 | CENTER | BAMAKO, MALI | WASATCH ACADEMY



2025-26

Finished with eight points, seven rebounds and three blocks in season opener against Villanova... seven blocks in win over Miami are tied for the seventh-most in a game in program history... six of those blocks came in the second half, second-most in program history... tied career-high with 23 points in win over Cal Baptist... also had 12 rebounds and three blocks... career-high 16 rebounds in win at Kansas State... eight of those on the offensive glass...

2024-25

Highest field goal percentage in a single season in program history... 4th most offensive rebounds per game... 2nd most offensive rebounds in a single season in program history... 4th most offensive rebounds in debut (4)... 6th most rebounds in debut (10)... Nine offensive rebounds in win over No. 10 Iowa State are tied for the most offensive rebounds in a single game in program history... double-digit rebounds in three of first four games... tied a career-high with three assists against Queens, No. 23 Ole Miss and Fresno State... went 6-of-6 from the field in win over Fresno State... career-high eight rebounds at Providence... 10 or more rebounds 10 times... career-high five blocks in win over K-State... tied program record with nine offensive rebounds in double overtime win over No. 10 Iowa State... highest field goal percentage in single conference season in program history...

BEFORE BYU

Began his collegiate career at Utah... appeared in 66 games including 13 starts during two seasons on The Hill... scored 382 points with 294 rebounds, 113 of those on the offensive glass, and 60 blocks... shot 61.0 percent from the field... scored in double figures 12 times... three double-doubles... double-digit rebounds four times... appeared in 35 games as a sophomore including 13 consecutive starts... averaged 8.3 points, 5.3 rebounds and 1.1 blocks per game... helped the Utes reach the semifinals of the NIT and finish the year with 22 wins - the most since 2017-18... near consensus four-star recruit and Top 5 recruit in the state of Utah at Wasatch Academy... ESPN 100 recruit, No. 84... led NIBC in rebounding as a senior with 9.5 boards per game... NIBC Defensive Player of the Year... also attended American Heritage High School...

PERSONAL

Son of Hawa and Lassana Keita... has four siblings... brother, Noumory, plays professional volleyball for Verona Volley in Italy...

SEASON HIGHS

Points:	23	vs. Cal Baptist (12/3/25)
Rebounds:	16	at Kansas State (1/3/26)
Assists:	2	vs. TCU (1/14/26)
Steals:	3 (3x)	vs. Iowa State (2/21/26)
Blocks:	7	vs. Miami (11/27/25)
Field Goals:	10	vs. Cal Baptist (12/3/25)
3-Pointers:	--	--
Free Throws:	4	vs. Dayton (11/28/25)
Minutes:	35	vs. Texas Tech (3/7/26)

CAREER HIGHS

Points:	23 (2x)	vs. Cal Baptist (12/3/25)
Rebounds:	16	at Kansas State (1/3/26)
Assists:	3 (4x)	Fresno State (12/11/24)
Steals:	3 (3x)	vs. Iowa State (2/21/26)
Blocks:	7	vs. Miami (11/27/25)
Field Goals:	11	Southern Utah (12/05/23)
3-Pointers:	--	--
Free Throws:	6	Washington State (12/29/23)
Minutes:	35 (2x)	vs. Texas Tech (3/7/26)

BIG 12 HIGHS

Points:	12	Utah (3/8/25)
Rebounds:	16	at Kansas State (1/3/26)
Assists:	2 (2x)	vs. TCU (1/14/26)
Steals:	3	vs. Iowa State (2/21/26)
Blocks:	5	Kansas State (2/15/25)
Field Goals:	5 (4x)	at Utah (1/10/26)
3-Pointers:	--	--
Free Throws:	3	at Kansas State (1/3/26)
Minutes:	35	vs. Texas Tech (3/7/26)

PRODUCTION TRACKER

	2025-26	Career
Had a double-double	2 (2-0)	8 (7-1)
Scored 10+ points	4 (4-0)	27 (22-5)
Scored 20+ points	1 (1-0)	2 (2-0)
Led BYU in scoring	1 (1-0)	2 (1-1)
Led BYU in rebounds	10 (8-2)	35 (25-10)
Led BYU in assists	--	--
Led BYU in steals	4 (4-0)	9 (9-0)
Had 3+ blocks	8 (5-3)	17 (13-4)
Had 5+ rebounds	25 (20-5)	82 (61-21)
Had 5+ defensive rebounds	15 (12-3)	47 (37-10)
Had 5+ offensive rebounds	5 (5-0)	15 (11-4)
Had 10+ rebounds	6 (6-0)	20 (17-3)
Had 15+ rebounds	1 (1-0)	3 (3-0)

2025-26 GAME-BY-GAME

OPPONENT	DATE	GS	MIN.	FG-FGA	PCT	3FG-FGA	PCT	FT-FTA	PCT	OFF	DEF	REB	AST	BLK	STL	PF	TO	PTS	AVG
vs. Villanova	11/3	*	24	4-5	.800	0-0	.000	0-0	.000	3	4	7	0	3	1	3	0	8	8.0
Holy Cross	11/8	*	15	1-2	.500	0-0	.000	2-2	1.000	2	5	7	1	0	3	0	0	4	6.0
Delaware	11/11	*	24	3-5	.600	0-0	.000	2-2	1.000	2	3	5	0	1	1	2	1	8	6.7
vs. UConn	11/15	*	8	0-1	.000	0-0	.000	0-0	.000	1	1	2	0	0	1	1	0	0	5.0
vs. Wisconsin	11/21	*	15	1-2	.500	0-0	.000	2-4	.500	1	5	6	0	1	1	3	1	4	4.8
vs. Miami	11/27	*	23	2-2	1.000	0-0	.000	2-4	.500	1	9	10	0	7	1	2	0	6	5.0
vs. Dayton	11/28	*	23	2-3	.667	0-0	.000	4-5	.800	2	4	6	0	1	3	2	1	8	5.4
Cal Baptist	12/3	*	20	10-15	.667	0-0	.000	3-5	.600	5	7	12	0	3	1	0	1	23	7.6
vs. Clemson	12/9	*	28	5-7	.714	0-0	.000	0-0	.000	3	4	7	1	3	2	1	0	10	7.9
UC Riverside	12/13	*	22	2-3	.667	0-0	.000	1-2	.500	2	9	11	1	0	1	1	3	5	7.6
Pacific	12/16	*	19	1-3	.333	0-0	.000	0-0	.000	3	5	8	1	2	0	1	1	2	7.1
Abilene Christian	12/19																		
Eastern Washington	12/22	*	22	2-3	.667	0-0	.000	0-0	.000	2	6	8	0	1	2	3	0	4	6.8
at Kansas State	1/3	*	27	4-4	1.000	0-0	.000	3-6	.500	8	8	16	0	2	0	2	2	11	7.2
Arizona State	1/7																		
at Utah	1/10	*	21	5-6	.833	0-0	.000	1-1	1.000	2	5	7	0	1	1	4	0	11	7.4
TCU	1/14	*	27	3-4	.750	0-0	.000	1-3	.333	5	5	10	2	3	1	4	0	7	7.4
at Texas Tech	1/17	*	21	0-2	.000	0-0	.000	0-0	.000	1	3	4	0	3	0	2	0	0	6.9
Utah	1/24	*	21	3-3	1.000	0-0	.000	0-1	.000	3	4	7	1	1	0	0	0	6	6.9
Arizona	1/26	*	23	4-6	.667	0-0	.000	0-1	.000	4	4	8	1	2	1	2	3	8	6.9
at Kansas	1/31	*	26	4-6	.667	0-0	.000	1-3	.333	4	3	7	0	2	1	3	1	9	7.1
at Oklahoma State	2/4	*	27	2-3	.667	0-0	.000	0-0	.000	0	3	3	0	1	1	2	0	4	6.9
Houston	2/7	*	22	1-6	.167	0-0	.000	2-5	.400	3	2	5	0	3	0	3	0	4	6.8
at Baylor	2/10	*	15	1-2	.500	0-0	.000	0-0	.000	0	1	1	0	1	1	4	0	2	6.5
Colorado	2/14	*	19	2-4	.500	0-0	.000	0-0	.000	1	5	6	0	0	1	0	2	4	6.4
at Arizona	2/18	*	30	2-3	.667	0-0	.000	0-0	.000	4	5	9	0	4	1	2	2	4	6.3
Iowa State	2/21	*	27	4-4	1.000	0-0	.000	1-3	.333	2	4	6	0	1	3	1	2	9	6.4
UCF	2/24	*	14	1-2	.500	0-0	.000	0-0	.000	0	2	2	0	0	0	0	0	2	6.3
at West Virginia	2/28	*	23	4-4	1.000	0-0	.000	1-1	1.000	2	6	8	1	2	2	5	2	9	6.4
at Cincinnati	3/3	*	21	1-1	1.000	0-0	.000	0-2	.000	2	5	7	1	1	0	4	0	2	6.2
Texas Tech	3/7	*	35	4-5	.800	0-0	.000	1-3	.333	6	5	11	0	1	0	1	1	9	6.3
vs. Kansas State	3/10	*	24	3-4	.750	0-0	.000	0-0	.000	5	2	7	0	1	0	3	0	6	6.3
vs. West Virginia	3/11	*	29	2-2	1.000	0-0	.000	0-0	.000	4	3	7	0	2	2	2	2	4	6.2
TOTAL			696	83-122	.680	0-0	.000	27-53	.509	83	137	220	10	53	32	63	25	193	6.2

CAREER STATISTICS

YEAR	GP-GS	MPG	FG-FGA	PCT	3FG-A	PCT	FT-FTA	PCT	OFF-DEF-REB	AVG	PF-D	A	AVG	TO	BLK	AVG	STL	AVG	PTS	AVG
2022-23*	31-0	10.5	42-69	.609	0-0	.000	8-19	.421	40-65-105	3.4	56-0	4	0.1	25	22	0.7	16	0.5	92	3.0
2023-24*	35-13	16.2	122-200	.610	0-0	.000	46-82	.561	73-116-189	5.4	79-2	21	0.6	31	38	1.1	29	0.8	290	8.3
2024-25	35-35	21.0	115-571	.673	0-0	.000	30-73	.411	100-175-275	7.9	80-0	24	0.7	28	41	1.2	23	0.6	260	7.4
2025-26	31-31	22.4	83-122	.680	0-0	.000	27-53	.509	83-137-220	7.1	63-1	10	0.3	25	53	1.7	32	1.0	193	6.2
BYU ONLY	67-67	21.7	198-293	.676	0-0	.000	57-126	.452	183-312-495	7.5	143-1	34	0.5	53	94	1.4	55	0.8	4553	6.9
TOTAL!	132-79	17.6	362-562	.644	0-0	.000	111-227	.489	296-493-789	6.0	278-3	59	0.4	109	154	1.2	100	0.7	835	6.3

* Utah ^ BYU Only ! Utah and BYU





RICHIE SAUNDERS

SENIOR | 6-5 | GUARD | RIVERTON, UTAH | WASATCH ACADEMY

AWARDS

Second Team All-Big 12 (2026)... Lute Olsen Award Finalist (2025)... NABC First Team All-District (2025)... Big 12 Most Improved Player of the Year (2025)... First Team All-Big 12 (2025)... 2x Oscar Robertson National Player of the Week (Feb. 25, 2025, Jan. 13, 2026)... 3x Big 12 Player of the Week (Feb. 24, 2025, March 2, 2025, Jan. 12, 2026)... 2x Big 12 Starting Five (Jan. 12, 2026, Feb. 2, 2026)... Rady Children's Invitational All-Tournament team (2025)... Terry's Chocolate ESPN Events Invitational MVP (2025)...

2025-26

Jerry West Shooting Guard of the Year Midseason Watch List... scored 29 points in win over Dayton en route to being named the MVP... has scored over 20-plus twice in second half this season... team-high 32 steals... knocked down six 3-pointers twice this season... scored a career-high 15 first half points in win over UC Riverside... scored 33 points at No. 14 Kansas... had streak of 14 straight games with 3-pointer snapped at Baylor...

2024-25

17th best 3-point percentage in program history... 15th most 3-point field goals per game... 12th most 3-point field goals... ranked in Top 5 the Big 12 in scoring in league play... also ranked first in 3-point field goal percentage in league play (min. 2.5 3FG/game)... scored a career-high 30 points in Big 12 opener against Arizona State... knocked down career-high six 3-pointers three times... knocked down multiple 3-pointers 14 times... Scored over 20 points 12 times... finished season scoring in double figures in 12 straight games...

2023-24

Scored a career-high 20 points twice, last coming at No. 6 Iowa State... career-best eight 8-of-14 from the floor against Panthers... went a career-best 6-of-6 from the charity stripe against San Diego State, all coming in the final two minutes of regulation... scored in double figures 15 times... shot 77.5 percent at the rim this season (Hoop-Math)...

2022-23

One of four players on the team to appear in all 34 games for the Cougars... averaged 5.5 points per game, shooting 45.3 percent from the field and 33.3 percent from three... scored in doubles six times including career-high 18 points in win over Portland in WCC Tournament... made multiple 3-pointers eight times... career-high nine rebounds in win over Nicholls...

BEFORE BYU

Served a mission for the Church of Jesus Christ of Latter-Day Saints in Seattle, Was... played final two seasons at Wasatch Academy... three-star recruit by 247Sports and Rivals... ranked as No. 25 shooting guard in Class of 2020 by 247Sports Composite...

PERSONAL

Son of Lisa and Rich Saunders... has four older sisters... married former BYU women's basketball player Sierra Johnson... father played basketball at UC Davis... learning and speaks four languages (english, malagasy, spanish, french)...

SEASON HIGHS

Points:	33	at Kansas (1/31/26)
Rebounds:	14	at Utah (1/10/26)
Assists:	5	vs. Miami (11/27/25)
Steals:	5	vs. Pacific (12/16/25)
Blocks:	2	vs. Clemson (12/9/25)
Field Goals:	11	at Kansas (1/31/26)
3-Pointers:	6 (4x)	at Kansas (1/31/26)
Free Throws:	11	vs. Pacific (12/16/25)
Minutes:	39 (2x)	at Kansas (1/31/26)

CAREER HIGHS

Points:	33	at Kansas (1/31/26)
Rebounds:	14 (2x)	at Utah (1/10/26)
Assists:	5 (2x)	vs. Miami (11/27/25)
Steals:	5	vs. Pacific (12/16/25)
Blocks:	3	Idaho (11/16/24)
Field Goals:	11 (2x)	at Kansas (1/31/26)
3-Pointers:	6 (7x)	at Kansas (1/31/26)
Free Throws:	13	at Iowa State (3/4/25)
Minutes:	47	at Iowa State (3/4/25)

BIG 12 HIGHS

Points:	33	at Kansas (1/31/26)
Rebounds:	14 (2x)	at Utah (1/10/26)
Assists:	4	at Utah (1/18/25)
Steals:	3	at Kansas State (2/24/24)
Blocks:	1 (13x)	at Baylor (2/10/26)
Field Goals:	11 (2x)	at Kansas (1/31/26)
3-Pointers:	6 (5x)	at Kansas (1/31/26)
Free Throws:	13	at Iowa State (3/4/25)
Minutes:	47	at Iowa State (3/4/25)

PRODUCTION TRACKER

	2025-26	Career
Had a double-double	3 (2-1)	4 (3-1)
Scored 10+ points	21 (16-5)	71 (53-18)
Scored 20+ points	11 (9-2)	26 (21-5)
Scored 30+ points	2 (1-1)	3 (2-1)
Led BYU in scoring	8 (7-1)	29 (23-6)
Led BYU in rebounds	8 (4-4)	15 (7-8)
Led BYU in assists	1 (1-0)	3 (2-1)
Led BYU in steals	13 (11-2)	41 (27-14)
Made 3+ 3-pt FGs	11 (7-4)	30 (24-6)
Had 5+ 3-pt FGs	5 (4-1)	10 (8-2)
Had 3+ assists	5 (4-1)	19 (17-2)
Had 3+ steals	6 (6-0)	11 (8-3)
Had 5+ rebounds	13 (9-4)	52 (35-17)

2025-26 GAME-BY-GAME

OPPONENT	DATE	GS	MIN.	FG-FGA	PCT	3FG-FGA	PCT	FT-FTA	PCT	OFF	DEF	REB	AST	BLK	STL	PF	TO	PTS	AVG	
vs. Villanova	11/3	*	29	4-13	.308	1-4	.250	6-6	1.000	3	4	7	2	0	2	4	0	15	15.0	
Holy Cross	11/8	*	21	7-10	.700	2-4	.500	4-5	.800	0	4	4	2	0	4	0	1	20	17.5	
Delaware	11/11	*	33	9-16	.563	6-11	.545	2-4	.500	2	8	10	2	1	1	0	1	26	20.3	
vs. UConn	11/15	*	34	6-14	.429	0-8	.000	5-6	.833	2	2	4	1	0	1	3	1	17	19.5	
vs. Wisconsin	11/21	*	36	10-16	.625	5-9	.556	1-3	.333	2	1	3	2	0	2	3	1	26	20.8	
vs. Miami	11/27	*	32	3-10	.300	2-6	.333	0-1	.000	1	3	4	5	0	1	2	1	8	18.7	
vs. Dayton	11/28	*	38	9-15	.600	6-10	.600	5-5	1.000	0	8	8	2	0	3	1	2	29	20.1	
Cal Baptist	12/3	*	25	3-6	.500	1-3	.333	3-4	.750	1	5	6	2	0	4	3	2	10	18.9	
vs. Clemson	12/9	*	36	2-11	.182	0-7	.000	1-1	1.000	3	1	4	0	2	1	1	1	5	17.3	
UC Riverside	12/13	*	26	8-12	.667	2-3	.667	1-1	1.000	1	4	5	2	0	0	2	0	19	17.5	
Pacific	12/16	*	33	5-7	.714	3-4	.750	11-12	.917	1	3	4	3	0	5	2	2	24	18.1	
Abilene Christian	12/19	*	31	6-10	.600	2-5	.400	7-8	.875	0	3	3	3	1	3	1	3	21	18.3	
Eastern Washington	12/22	*	29	6-13	.462	4-11	.364	6-6	1.000	0	1	1	2	0	3	3	3	22	18.6	
at Kansas State	1/3	*	35	4-15	.267	3-11	.372	2-2	1.000	1	2	3	3	0	2	0	2	13	18.2	
Arizona State	1/7	*	32	10-13	.769	6-8	.750	5-5	1.000	2	6	8	3	0	2	5	4	31	19.1	
at Utah	1/10	*	35	9-16	.563	2-7	.286	4-7	.571	6	8	14	3	0	1	2	2	24	19.4	
TCU	1/14	*	26	4-12	.333	1-6	.176	9-11	.818	2	4	6	1	0	0	4	1	18	19.3	
at Texas Tech	1/17	*	39	7-15	.467	3-7	.429	1-1	1.000	1	3	4	0	1	2	1	1	18	19.2	
Utah	1/24	*	31	4-13	.308	1-5	.200	3-4	.750	2	1	3	2	0	1	3	1	12	18.8	
Arizona	1/26	*	35	7-11	.636	3-7	.429	1-2	.500	4	5	9	2	0	1	5	3	18	18.8	
at Kansas	1/31	*	39	11-19	.579	6-14	.429	5-6	.833	3	7	10	2	1	2	1	2	33	19.5	
at Oklahoma State	2/4	*	37	8-16	.500	4-10	.400	0-0	.000	3	5	8	3	0	0	4	3	20	19.5	
Houston	2/7	*	33	1-8	.125	1-6	.167	4-5	.800	3	4	7	4	0	1	2	3	7	19.0	
at Baylor	2/10	*	36	6-14	.429	0-5	.000	3-4	.750	4	5	9	1	1	1	2	0	15	18.8	
Colorado	2/14	*	1	0-0	.000	0-0	.000	0-0	.000	0	0	0	0	0	0	0	0	0	18	18.0
at Arizona	2/18																			
Iowa State	2/21																			
UCF	2/24																			
at West Virginia	2/28																			
at Cincinnati	3/3																			
Texas Tech	3/7																			
vs. Kansas State	3/10																			
vs. West Virginia	3/11																			
TOTAL			784	149-305	.489	64-170	.376	89-109	.817	47	97	144	52	7	43	54	41	451	18.0	

CAREER STATISTICS

YEAR	GP-GS	MPG	FG-FGA	PCT	3FG-A	PCT	FT-FTA	PCT	OFF-DEF-REB	AVG	PF-D	A	AVG	TO	BLK	AVG	STL	AVG	PTS	AVG
2022-23	34-2	15.9	68-148	.453	26-78	.333	26-38	.684	24-57-81	2.4	65-1	28	0.8	24	9	0.3	20	0.6	186	5.5
2023-24	34-1	20.7	125-239	.523	36-99	.364	42-59	.712	46-94-140	4.1	76-1	38	1.2	15	6	0.2	27	0.8	328	9.6
2024-25	35-35	29.5	202-390	.518	79-183	.432	96-115	.835	48-109-157	4.5	68-1	56	1.6	46	13	0.4	43	1.2	579	16.5
2025-26	25-25	31.3	149-305	.489	64-170	.376	89-109	.817	47-97-144	5.8	54-2	52	2.1	41	7	0.3	43	1.7	451	18.0
TOTAL	128-63	23.9	543-1082	.502	205-530	.387	253-321	.788	165-357-522	4.1	263-5	174	1.4	126	35	0.3	133	1.0	1544	12.1





DOMINIQUE DIOMANDE

REDSHIRT FRESHMAN | 6-7 | FORWARD | TOUR, FRANCE | WASHINGTON

2025-26

Made collegiate debut in win over Holy Cross... finished with nine points, two assists, a steal and rebound... went 4-of-7 from the field including back-to-back dunks... had career-high five rebounds in win over No. 23 Wisconsin...

BEFORE BYU

Transfer from Washington... did not appear in a game for the Huskies after joining the team in January... played in 26 games for ADA Blois of France-ProA U21 league... averaged 16.0 points per game, 6.0 rebounds, 2.0 assists and 1.8 steals per game... shot 51.9 percent from the field... saw action in 14 games for the ADA Blois senior team in the Betclic Elite, the top tier of French Basketball... competed for the Ivory Coast in the 2021 FIBA U16 African Championships... averaged 21.2 points and 12.0 rebounds per game... made full international debut for the Ivory Coast during the 2023 FIBA World Cup qualification... appeared in three games alongside former Cougar and current graduate assistant Charles Abou...

PERSONAL

Son of Cristina Diomande... has one sibling, Amy... speaks three languages: Italian, French and English...

SEASON HIGHS

Points:	9	vs. Holy Cross (11/8/25)
Rebounds:	5 (2x)	at Cincinnati (3/3/26)
Assists:	2	vs. Holy Cross (11/8/25)
Steals:	3 (2x)	vs. West Virginia (3/11/26)
Blocks:	1 (2x)	vs. West Virginia (3/11/26)
Field Goals:	4	vs. Holy Cross (11/8/25)
3-Pointers:	1 (2x)	vs. Pacific (12/16/25)
Free Throws:	4	vs. Wisconsin (11/21/25)
Minutes:	16 (2x)	vs. West Virginia (3/10/26)

CAREER HIGHS

Points:	9	vs. Holy Cross (11/8/25)
Rebounds:	5 (2x)	at Cincinnati (3/3/26)
Assists:	2	vs. Holy Cross (11/8/25)
Steals:	3 (2x)	vs. West Virginia (3/11/26)
Blocks:	1 (2x)	vs. West Virginia (3/11/26)
Field Goals:	4	vs. Holy Cross (11/8/25)
3-Pointers:	1 (2x)	vs. Pacific (12/16/25)
Free Throws:	4	vs. Wisconsin (11/21/25)
Minutes:	16 (2x)	vs. West Virginia (3/10/26)

BIG 12 HIGHS

Points:	2	vs. Arizona State (1/7/26)
Rebounds:	5	at Cincinnati (3/3/26)
Assists:	--	--
Steals:	1 (3x)	at Cincinnati (3/3/26)
Blocks:	--	--
Field Goals:	1	vs. Arizona State (1/7/26)
3-Pointers:	--	--
Free Throws:	--	--
Minutes:	13	at Cincinnati (3/3/26)

PRODUCTION TRACKER

	2025-26	Career
Had a double-double	--	--
Scored 10+ points	--	--
Scored 20+ points	--	--
Led BYU in scoring	--	--
Led BYU in rebounds	--	--
Led BYU in assists	--	--
Led BYU in steals	2 (1-1)	2 (1-1)
Led BYU in blocks	--	--
Had 3+ assists	--	--
Had 3+ blocks	--	--
Had 3+ steals	2 (2-0)	2 (2-0)
Had 5+ rebounds	2 (1-1)	2 (1-1)
Had 10+ rebounds	--	--

2025-26 GAME-BY-GAME

OPPONENT	DATE	GS	MIN.	FG-FGA	PCT	3FG-FGA	PCT	FT-FTA	PCT	OFF	DEF	REB	AST	BLK	STL	PF	TO	PTS	AVG	
vs. Villanova	11/3																			
Holy Cross	11/8		13	4-7	.571	0-3	.000	1-2	.500	0	1	1	2	0	1	0	0	9	9.0	
Delaware	11/11		6	0-2	.000	0-1	.000	0-0	.000	0	0	0	0	0	0	0	0	0	4.5	
vs. UConn	11/15		6	0-1	.000	0-0	.000	2-2	1.000	1	1	2	0	0	1	3	0	2	3.7	
vs. Wisconsin	11/21		16	1-4	.250	0-3	.000	4-4	1.000	3	2	5	0	0	1	3	1	6	4.3	
vs. Miami	11/27		5	1-1	1.000	1-1	1.000	0-2	.000	1	2	3	0	0	0	1	0	3	4.0	
vs. Dayton	11/28		6	0-1	.000	0-1	.000	0-0	.000	0	0	0	0	0	0	1	0	0	3.3	
Cal Baptist	12/3																			
vs. Clemson	12/9		3	0-0	.000	0-0	.000	0-0	.000	0	0	0	0	0	0	0	0	0	2.9	
UC Riverside	12/13		10	1-2	.500	0-0	.000	2-4	.500	0	3	3	1	0	0	0	0	4	3.0	
Pacific	12/16		9	1-3	.333	1-2	.500	0-0	.000	0	0	0	0	0	0	0	0	3	3.0	
Abilene Christian	12/19		4	0-0	.000	0-0	.000	1-2	.500	0	1	1	0	0	1	0	0	1	2.8	
Eastern Washington	12/22		1	0-0	.000	0-0	.000	0-0	.000	0	0	0	0	0	0	1	0	0	2.5	
at Kansas State	1/3																			
Arizona State	1/7		8	1-2	.500	0-1	.000	0-0	.000	0	0	0	0	0	1	0	0	0	2.5	
at Utah	1/10																			
TCU	1/14		1	0-0	.000	0-0	.000	0-0	.000	0	0	0	0	0	0	0	0	0	2.3	
at Texas Tech	1/17		3	0-0	.000	0-0	.000	0-0	.000	0	0	0	0	0	0	3	1	0	2.1	
Utah	1/24																			
Arizona	1/26																			
at Kansas	1/31																			
at Oklahoma State	2/4		1	0-0	.000	0-0	.000	0-0	.000	0	0	0	0	0	0	0	0	0	2.0	
Houston	2/7		1	0-0	.000	0-0	.000	0-0	.000	0	0	0	0	0	0	0	0	0	1.9	
at Baylor	2/10																			
Colorado	2/14																			
at Arizona	2/18		3	0-0	.000	0-0	.000	0-0	.000	0	0	0	0	0	0	0	0	0	1.8	
Iowa State	2/21																			
UCF	2/24		6	0-1	.000	0-0	.000	0-0	.000	0	0	0	0	0	1	2	0	0	1.7	
at West Virginia	2/28																			
at Cincinnati	3/3		13	0-0	.000	0-0	.000	0-0	.000	1	4	5	0	0	1	1	0	0	1.6	
Texas Tech	3/7		4	0-0	.000	0-0	.000	0-0	.000	0	1	1	0	0	0	1	1	0	1.5	
vs. Kansas State	3/10		16	3-6	.500	0-3	.000	0-0	.000	0	4	4	0	1	3	2	0	6	1.7	
vs. West Virginia	3/11		15	3-4	.750	0-0	.000	0-0	.000	1	1	2	0	1	3	1	0	6	1.9	
TOTAL			149	15-34	.441	2-15	.133	10-16	.625	7	20	27	3	2	13	19	3	42	1.9	

CAREER STATISTICS

YEAR	GP-GS	MPG	FG-FGA	PCT	3FG-A	PCT	FT-FTA	PCT	OFF-DEF-REB	AVG	PF-D	A	AVG	TO	BLK	AVG	STL	AVG	PTS	AVG
2025-26	22-0	6.8	15-34	.441	2-15	.133	10-16	.625	7-20-27	1.2	19-0	3	0.1	3	2	0.1	13	0.6	42	1.9
TOTAL	22-0	6.8	15-34	.441	2-15	.133	10-16	.625	7-20-27	1.2	19-0	3	0.1	3	2	0.1	13	0.6	42	1.9





DAWSON BAKER

SENIOR | 6-4 | GUARD | COTO DE CAZA, CALIFORNIA | UC IRVINE

2025-26

Suffered a season ending injury in win over Miami... scored in double figures for the first time in win over Holy Cross... finished with 12 points... made first start in 972 days in win over Delaware... scored 12 points off the bench for the Cougars in loss to No. 3 UConn... knocked down team-high three 3-pointers...

2024-25

Scored a BYU-high 22 points in win over Queens... knocked down a career-high six 3-pointers, five of those coming in the second half which are tied for the most in a second half in program history... scored in double figures in four consecutive games for the first time in his BYU career in December... scored a Big 12 high 15 points in win over Utah... went 3-of-5 from beyond the arc in the win over the Utes...

2023-24

Made his season debut in win over Georgia State... scored season-high 10 points in win over Bellarmine... went 2-of-4 from 3-point range... dished out a season-high three assists... missed the rest of the season due to foot injury...

BEFORE BYU

Played three seasons at UC Irvine... two-time all-Big West performer... 2020-21 Big West Freshman of the Year... scored over 1,000 points in 79 appearances for the Anteaters... scored in double figures 55 times including career-high 33 points against UC San Diego... recorded only career double-double against Hawaii on Jan. 19, 2023... served a two-year mission for the Church of Jesus Christ of Latter-Day Saints in Micronesia, Guam... graduated from Capistrano Valley High School in 2018... CIF 2AA Player of the Year...

PERSONAL

Son of David and Carise Baker... has six siblings... married to Maddy Weeks Baker... brothers, Dusty and Davis, played collegiately at Weber State and Southern Utah... speaks chuukese... above average at ping pong...

SEASON HIGHS

Points:	12 (2x)	vs. UConn (11/15/25)
Rebounds:	6	vs. Delaware (11/11/25)
Assists:	2	vs. Holy Cross (11/8/25)
Steals:	2	vs. UConn (11/15/25)
Blocks:	--	--
Field Goals:	4	vs. Holy Cross (11/8/25)
3-Pointers:	3	vs. UConn (11/15/25)
Free Throws:	3	vs. UConn (11/15/25)
Minutes:	25	vs. Delaware (11/11/25)

CAREER HIGHS

Points:	33	UC San Diego (02/23/23)
Rebounds:	10	Hawaii (01/19/23)
Assists:	6	vs. Pepperdine (11/25/20)
Steals:	4 (2x)	at Long Beach State (02/04/23)
Blocks:	1 (8x)	UC Riverside (02/11/23)
Field Goals:	10	UC San Diego (02/23/23)
3-Pointers:	6	Queens (11/13/24)
Free Throws:	10 (2x)	UC San Diego (02/23/23)
Minutes:	36	at Long Beach State (02/04/23)

BIG 12 HIGHS

Points:	15	Utah (3/8/25)
Rebounds:	3 (6x)	at Arizona State (2/26/25)
Assists:	5	Arizona State (12/31/24)
Steals:	1 (7x)	Utah (3/8/25)
Blocks:	--	--
Field Goals:	5	Cincinnati (1/25/25)
3-Pointers:	3 (3x)	Utah (3/8/25)
Free Throws:	4 (2x)	Utah (3/8/25)
Minutes:	21	Arizona State (12/31/24)

PRODUCTION TRACKER

	2025-26	Career
Had a double-double	--	1 (1-0)
Scored 10+ points	3 (2-1)	68 (44-24)
Scored 20+ points	--	9 (6-3)
Led BYU in scoring	--	3 (2-1)
Led BYU in rebounds	--	--
Led BYU in assists	--	--
Led BYU in steals	1 (0-1)	6 (3-3)
Made 3+ 3-pt FGs	1 (0-1)	15 (10-5)
Had 5+ 3-pt FGs	--	1 (1-0)
Had 3+ assists	--	15 (12-3)
Had 5+ assists	--	2 (1-1)
Had 3+ steals	--	5 (2-3)
Had 10+ rebounds	--	1 (1-0)

2025-26 GAME-BY-GAME

OPPONENT	DATE	GS	MIN.	FG-FGA	PCT	3FG-FGA	PCT	FT-FTA	PCT	OFF	DEF	REB	AST	BLK	STL	PF	TO	PTS	AVG	
vs. Villanova	11/3		15	1-4	.250	1-2	.500	2-2	1.000	0	0	0	0	0	0	2	0	5	5.0	
Holy Cross	11/8		20	4-7	.571	2-5	.400	2-2	1.000	0	1	1	2	0	0	1	0	12	8.5	
Delaware	11/11	*	26	1-5	.200	1-3	.333	0-0	.000	0	6	6	0	0	0	1	0	3	6.7	
vs. UConn	11/15		24	3-5	.600	3-4	.750	3-3	1.000	0	0	0	1	0	2	2	2	12	8.0	
vs. Wisconsin	11/21	*	22	4-6	.667	2-4	.500	1-2	.500	2	1	3	0	0	0	4	0	11	8.6	
vs. Miami	11/27		14	1-4	.250	0-1	.000	0-0	.000	0	0	0	0	0	0	1	0	3	2	7.5
vs. Dayton	11/28																			
Cal Baptist	12/3																			
vs. Clemson	12/9																			
UC Riverside	12/13																			
Pacific	12/16																			
Abilene Christian	12/19																			
Eastern Washington	12/22																			
at Kansas State	1/3																			
Arizona State	1/7																			
at Utah	1/10																			
TCU	1/14																			
at Texas Tech	1/17																			
Utah	1/24																			
Arizona	1/26																			
at Kansas	1/31																			
at Oklahoma State	2/4																			
Houston	2/7																			
at Baylor	2/10																			
Colorado	2/14																			
at Arizona	2/18																			
Iowa State	2/21																			
UCF	2/24																			
at West Virginia	2/28																			
at Cincinnati	3/3																			
Texas Tech	3/7																			
vs. Kansas State	3/10																			
vs. West Virginia	3/11																			
TOTAL			119	14-31	.452	9-19	.474	8-9	.889	2	8	10	3	0	3	10	5	45	7.5	

CAREER STATISTICS

YEAR	GP-GS	MPG	FG-FGA	PCT	3FG-A	PCT	FT-FTA	PCT	OFF-DEF-REB	AVG	PF-D	A	AVG	TO	BLK	AVG	STL	AVG	PTS	AVG
2020-21*	25-17	23.6	101-206	.490	21-53	.396	44-56	.786	16-42-58	2.3	30-0	33	1.3	32	3	0.1	24	0.9	267	10.7
2021-22*	19-19	26.7	77-184	.418	19-56	.339	40-51	.784	8-36-44	2.3	30-0	22	1.2	36	3	0.2	13	0.7	213	11.2
2022-23*	35-35	27.2	188-403	.467	48-130	.369	113-142	.796	18-93-111	3.2	60-1	43	1.2	57	2	0.1	28	0.8	537	15.3
2023-24	4-0	10.1	9-16	.563	2-4	.500	0-0	.000	1-2-3	0.8	3-0	6	1.5	3	0	0.0	3	0.8	20	5.0
2024-25	36-0	16.0	105-228	.461	43-112	.384	36-46	.783	12-60-72	2.0	50-0	49	1.4	33	0	0.0	16	0.4	269	7.5
2025-26	6-2	19.8	14-31	.452	9-19	.474	8-9	.889	2-8-10	1.7	10-0	3	0.5	5	0	0.0	3	0.5	45	7.5
TOTAL!	125-73	22.5	485-1052	.461	140-370	.378	241-304	.793	57-241-298	2.4	183-1	156	1.2	166	8	0.1	87	0.7	1351	10.8

* UC Irvine ! UC Irvine and BYU





KENNARD DAVIS JR.

JUNIOR | 6-6 | GUARD | ST. LOUIS, MISSOURI | SOUTHERN ILLINOIS

AWARDS

Second Team All-Missouri Valley Conference (2025)... Missouri Valley Conference Most Improved Player (2025)...

2025-26

Scored in double figures first time as a Cougar in win over Holy Cross, finishing with 12 points... went 5-of-8 from the field and 2-of-4 from three... scored season-high 18 points in win over Miami... went 4-of-7 from 3-point range... knocked down a career-high five 3-pointers in win over Eastern Washington... finished with 17 points in win over Eagles... scored all 12 points at Baylor in the second half... went 6-of-7 from the free throw line after taking a total of eight free throws entering the game... pulled down a season-high four offensive rebounds in win over No. 6 Iowa State...

BEFORE BYU

Spent two seasons at Southern Illinois... appeared in 64 games including 41 starts, averaging 27.8 minutes per game... averaged 10.3 points, 4.0 rebounds and 1.7 assists per game... shot 44.6 percent from the field, 35.4 percent from three and 73.8 percent from the free throw line... scored in double figures 31 times including a career-high 26 points in a setback to Murray State... appeared in 32 games as a sophomore in 2024-25... ranked second on the team in scoring at 16.3 points per game... scored in double figures 28 times including 10 games with 20-plus... had four double-doubles... flirted with a triple double in win over Missouri S&T with 22 points, 8 assists and 7 steals... three-star recruit out of Vashon High School in St. Louis... Missouri Basketball Coaches Association's Class 4A Player of the Year... helped Vashon to four straight state championships... member of Mokaan Elite's 17U that won Nike EYBL Peach Jam...

PERSONAL

Son of Kennard Davis and April Smith... has one brother... father played semi professional basketball... enjoys fishing and playing video games...

SEASON HIGHS

Points:	20	vs. West Virginia (3/11/26)
Rebounds:	6 (2x)	vs. TCU (1/14/26)
Assists:	4	vs. Abilene Christian (12/19/25)
Steals:	4	vs. Clemson (12/9/25)
Blocks:	1 (5x)	at Cincinnati (3/3/26)
Field Goals:	7	vs. Miami (11/27/25)
3-Pointers:	5 (3x)	vs. West Virginia (3/11/26)
Free Throws:	6	at Baylor (2/10/26)
Minutes:	39	vs. Colorado (2/14/26)

CAREER HIGHS

Points:	26	Murray State (02/19/25)
Rebounds:	10 (5x)	Murray State (02/19/25)
Assists:	8	Missouri S&T (11/08/24)
Steals:	7	Missouri S&T (11/08/24)
Blocks:	1 (15x)	at Cincinnati (3/3/26)
Field Goals:	11	Murray State (02/19/25)
3-Pointers:	5 (3x)	vs. West Virginia (3/11/26)
Free Throws:	11	at Valparaiso (01/28/25)
Minutes:	40 (7x)	Valparaiso (02/22/25)

BIG 12 HIGHS

Points:	17	vs. Iowa State (2/21/26)
Rebounds:	6 (2x)	vs. TCU (1/14/26)
Assists:	3 (2x)	vs. Colorado (2/14/26)
Steals:	3	at Kansas State (1/3/26)
Blocks:	1 (5x)	at Cincinnati (3/3/26)
Field Goals:	6 (2x)	vs. Texas Tech (3/7/26)
3-Pointers:	5	vs. Arizona (1/26/26)
Free Throws:	6	at Baylor (2/10/26)
Minutes:	39	vs. Colorado (2/14/26)

PRODUCTION TRACKER

	2025-26	Career
Had a double-double	--	4 (1-3)
Scored 10+ points	11 (9-2)	42 (24-18)
Scored 20+ points	1 (1-0)	11 (5-6)
Led BYU in scoring	1 (1-0)	1 (1-0)
Led BYU in rebounds	--	--
Led BYU in assists	1 (1-0)	1 (1-0)
Led BYU in steals	9 (6-3)	9 (6-3)
Made 3+ 3-pt FGs	7 (6-1)	21 (13-8)
Had 5+ 3-pt FGs	3 (2-1)	3 (2-1)
Had 5+ assists	--	6 (4-2)
Had 3+ steals	4 (4-0)	10 (7-3)
Had 5+ steals	--	1 (1-0)
10+ rebounds	--	5 (2-3)

2025-26 GAME-BY-GAME

OPPONENT	DATE	GS	MIN.	FG-FGA	PCT	3FG-FGA	PCT	FT-FTA	PCT	OFF	DEF	REB	AST	BLK	STL	PF	TO	PTS	AVG
vs. Villanova	11/3	*	34	2-4	.500	2-4	.500	0-0	.000	0	2	2	1	0	0	2	0	6	6.0
Holy Cross	11/8	*	20	5-8	.625	2-4	.500	0-0	.000	0	0	0	2	0	0	2	0	12	9.0
Delaware	11/11																		
vs. UConn	11/15																		
vs. Wisconsin	11/21																		
vs. Miami	11/27	*	32	7-10	.700	4-7	.571	0-0	.000	2	3	5	1	0	0	4	3	18	12.0
vs. Dayton	11/28	*	32	2-7	.286	1-4	.250	0-1	.000	0	4	4	0	0	3	2	1	5	10.3
Cal Baptist	12/3	*	26	4-9	.444	3-6	.500	0-0	.000	0	2	2	1	0	1	0	0	11	10.4
vs. Clemson	12/9	*	37	2-9	.222	1-6	.167	0-0	.000	1	1	2	1	0	4	0	2	5	9.5
UC Riverside	12/13	*	21	2-6	.333	0-1	.000	1-1	1.000	1	1	2	0	0	1	0	0	5	8.9
Pacific	12/16	*	24	1-10	.100	0-7	.000	0-0	.000	0	2	2	1	0	0	3	1	2	8.0
Abilene Christian	12/19	*	32	1-3	.333	1-3	.333	0-0	.000	0	1	1	4	0	2	1	2	3	7.4
Eastern Washington	12/22	*	27	6-13	.462	5-11	.455	0-0	.000	1	1	2	2	0	2	2	0	17	8.4
at Kansas State	1/3	*	35	1-5	.200	1-5	.200	1-2	.500	2	4	6	3	1	3	2	2	4	8.0
Arizona State	1/7	*	24	2-5	.400	1-4	.250	0-0	.000	1	0	1	3	1	0	2	1	5	7.8
at Utah	1/10	*	33	2-7	.286	2-7	.286	2-2	1.000	0	3	3	1	0	0	2	1	8	7.8
TCU	1/14	*	36	1-7	.143	0-4	.000	0-0	.000	2	4	6	0	0	3	1	0	2	7.4
at Texas Tech	1/17	*	30	2-8	.250	0-6	.000	1-1	1.000	1	1	2	0	0	2	4	1	5	7.2
Utah	1/24	*	11	0-2	.000	0-2	.000	0-0	.000	0	1	1	2	0	1	2	0	0	6.8
Arizona	1/26	*	31	5-8	.625	5-8	.625	0-0	.000	1	0	1	1	0	0	1	0	15	7.2
at Kansas	1/31	*	14	1-6	.167	0-4	.000	0-0	.000	0	2	2	1	0	0	3	0	2	6.9
at Oklahoma State	2/4	*	31	3-7	.429	2-5	.400	0-0	.000	1	3	4	0	0	2	4	2	8	7.0
Houston	2/7	*	29	2-9	.222	1-7	.143	0-1	.000	1	5	6	0	0	2	2	1	5	6.9
at Baylor	2/10	*	24	3-6	.500	0-3	.000	6-7	.857	1	2	3	1	0	1	2	0	12	7.1
Colorado	2/14	*	39	3-7	.429	1-3	.333	2-2	1.000	0	3	3	3	0	0	0	0	9	7.2
at Arizona	2/18	*	25	2-4	.500	1-3	.333	5-5	1.000	0	2	2	1	0	2	4	0	10	7.3
Iowa State	2/21	*	36	6-3	.462	3-8	.375	2-2	1.000	4	0	4	0	0	0	2	1	17	7.8
UCF	2/24	*	27	3-9	.333	1-5	.200	1-2	.500	2	3	5	1	0	0	3	0	8	7.8
at West Virginia	2/28	*	29	2-3	.667	1-2	.500	2-2	1.000	0	0	0	2	1	0	1	0	7	7.7
at Cincinnati	3/3	*	21	2-5	.400	1-3	.333	1-2	.500	0	1	1	0	1	0	2	3	6	7.7
Texas Tech	3/7	*	37	6-12	.500	4-10	.400	0-0	.000	2	0	2	2	0	1	4	0	16	8.0
vs. Kansas State	3/10	*	36	5-12	.417	4-9	.444	1-2	.500	1	2	3	3	0	2	2	0	15	8.2
vs. West Virginia	3/11	*	34	7-11	.636	5-6	.833	1-2	.500	2	1	3	0	0	2	3	1	20	8.6
TOTAL			868	90-225	.400	52-157	.331	26-34	.765	26	54	80	38	5	34	62	22	258	8.6

CAREER STATISTICS

YEAR	GP-GS	MPG	FG-FGA	PCT	3FG-A	PCT	FT-FTA	PCT	OFF-DEF-REB	AVG	PF-D	A	AVG	TO	BLK	AVG	STL	AVG	PTS	AVG
2023-24*	32-10	21.3	48-115	.417	21-70	.300	18-29	.621	19-77-96	3.0	51-0	28	0.9	25	3	0.1	22	0.7	135	4.2
2024-25*	32-31	34.2	177-389	.455	64-170	.376	103-135	.763	46-111-157	4.9	73-0	83	2.6	72	7	0.2	41	1.3	521	16.3
2025-26	30-30	28.9	90-225	.400	52-157	.331	26-34	.765	26-54-80	2.7	62-0	38	1.3	22	5	0.2	34	1.1	258	8.6
TOTAL!	94-71	28.1	315-729	.432	137-397	.345	147-198	.742	91-243-334	3.6	186-0	148	1.6	119	15	0.2	97	1.0	914	9.7

* Southern Illinois ! Southern Illinois and BYU





XAVION STATON

FRESHMAN | 6-11 | CENTER | LAS VEGAS, NEVADA | UTAH PREP

2025-26

Made collegiate debut against Villanova... recorded first multi block game of his career in win over Holy Cross... finished with two rejections in 12 minutes of action... scored first points against No. 3 UConn with old-fashioned 3-point play... also had two rebounds against the Huskies...

BEFORE BYU

No. 55 in ESPN 100... consensus four-star recruit (ESPN, 247Sports, On3, Rivals)... played senior year at Utah Prep with current teammate AJ Dybantsa... 2024 Nevada Gatorade Player of the Year... led Sierra Vista High School to Nevada 4A State Championship going 23-9... averaged 13.8 points, 14.0 rebounds and 3.0 blocks per game as a junior... 2024 Desert Holiday Classic Most Valuable Player... AAU program, BTL, won Puma Pro16 Circuit in summer of 2024 playing alongside Duke's Nikola Khamenia...

PERSONAL

Son of Codi and Steven Staton... oldest of five kids, Serenitee, Hanna, Aaliyah, Jaymin... enjoys playing video games... as a child, wanted to be a football player... dream NIL deal is Chipotle...

SEASON HIGHS

Points:	3	vs. UConn (11/15/25)
Rebounds:	2	vs. UConn (11/15/25)
Assists:	1 (3x)	vs. Pacific (12/16/25)
Steals:	--	--
Blocks:	2	vs. Holy Cross (11/8/25)
Field Goals:	1	vs. UConn (11/15/25)
3-Pointers:	--	--
Free Throws:	1	vs. UConn (11/15/25)
Minutes:	12	vs. Holy Cross (11/8/25)

CAREER HIGHS

Points:	3	vs. UConn (11/15/25)
Rebounds:	2	vs. UConn (11/15/25)
Assists:	1 (3x)	vs. Pacific (12/16/25)
Steals:	--	--
Blocks:	2	vs. Holy Cross (11/8/25)
Field Goals:	1	vs. UConn (11/15/25)
3-Pointers:	--	--
Free Throws:	1	vs. UConn (11/15/25)
Minutes:	12	vs. Holy Cross (11/8/25)

BIG 12 HIGHS

Points:	--	--
Rebounds:	--	--
Assists:	--	--
Steals:	--	--
Blocks:	--	--
Field Goals:	--	--
3-Pointers:	--	--
Free Throws:	--	--
Minutes:	--	--

PRODUCTION TRACKER

	2025-26	Career
Had a double-double	--	--
Scored 10+ points	--	--
Scored 20+ points	--	--
Led BYU in scoring	--	--
Led BYU in rebounds	--	--
Led BYU in assists	--	--
Led BYU in blocks	3 (3-0)	3 (3-0)
Led BYU in steals	--	--
Had 3+ blocks	--	--
Had 3+ assists	--	--
Had 3+ steals	--	--
Had 10+ rebounds	--	--
Had 15+ rebounds	--	--

2025-26 GAME-BY-GAME

OPPONENT	DATE	GS	MIN.	FG-FGA	PCT	3FG-FGA	PCT	FT-FTA	PCT	OFF	DEF	REB	AST	BLK	STL	PF	TO	PTS	AVG
vs. Villanova	11/3		1	0-0	.000	0-0	.000	0-0	.000	0	0	0	0	0	0	0	0	0	0.0
Holy Cross	11/8		12	0-0	.000	0-0	.000	0-0	.000	0	0	0	1	2	0	1	0	0	0.0
Delaware	11/11		2	0-0	.000	0-0	.000	0-0	.000	0	0	0	0	1	0	0	0	0	0.0
vs. UConn	11/15		8	1-2	.500	0-0	.000	1-1	1.000	1	1	2	1	0	0	2	0	3	0.8
vs. Wisconsin	11/21		1	1-1	1.000	0-0	.000	0-0	.000	0	0	0	0	0	0	0	0	2	1.0
vs. Miami	11/27																		
vs. Dayton	11/28																		
Cal Baptist	12/3		8	0-0	.000	0-0	.000	0-0	.000	0	0	0	0	0	0	5	0	0	0.8
vs. Clemson	12/9																		
UC Riverside	12/13		7	0-0	.000	0-0	.000	0-1	.000	0	1	1	0	1	0	0	1	0	0.7
Pacific	12/16		4	0-1	.000	0-0	.000	0-0	.000	0	1	1	1	0	0	0	0	0	0.6
Abilene Christian	12/19		1	0-0	.000	0-0	.000	0-0	.000	0	0	0	0	1	0	0	0	0	0.6
Eastern Washington	12/22																		
at Kansas State	1/3																		
Arizona State	1/7																		
at Utah	1/10																		
TCU	1/14																		
at Texas Tech	1/17																		
Utah	1/24																		
Arizona	1/26																		
at Kansas	1/31																		
at Oklahoma State	2/4																		
Houston	2/7																		
at Baylor	2/10																		
Colorado	2/14																		
at Arizona	2/18																		
Iowa State	2/21																		
UCF	2/24																		
at West Virginia	2/28																		
at Cincinnati	3/3																		
Texas Tech	3/7																		
vs. Kansas State	3/10																		
vs. West Virginia	3/11																		
TOTAL			44	2-4	.500	0-0	.000	1-2	.500	1	3	4	3	5	0	8	1	5	0.6

CAREER STATISTICS

YEAR	GP-GS	MPG	FG-FGA	PCT	3FG-A	PCT	FT-FTA	PCT	OFF-DEF-REB	AVG	PF-D	A	AVG	TO	BLK	AVG	STL	AVG	PTS	AVG
2025-26	9-0	4.8	2-4	.500	0-0	.000	1-2	.500	1-3-4	0.4	8-1	3	0.3	0	4	0.4	0	0.0	5	0.6
TOTAL	9-0	4.8	2-4	.500	0-0	.000	1-2	.500	1-3-4	0.4	8-1	3	0.3	0	4	0.4	0	0.0	5	0.6





ABDULLAH AHMED

SOPHOMORE | 6-10 | CENTER | CAIRO, EGYPT | WESTCHESTER KNICKS

2025-26

Made collegiate debut in win over Eastern Washington... finished with five rebounds and a block... also went 1-of-2 from the free throw line... had three blocks in win at Kansas State... career-high five blocks in win over Arizona State... also had five blocks in win over Colorado... has fourth-most five block games in a season in program history (2)...

BEFORE BYU

Spent two seasons in NBA G League with Westchester Knicks... appeared in a total of 54 games... helped Knicks win back-to-back Tip-Off Tournament titles... averaged 4.0 points, 5.5 rebounds and 2.1 blocks per game in 2024-25... recorded a 10-point, 13-rebound double-double in win over Raptors 905... appeared in 21 games in 2023-24... averaged 20.3 minutes per game... had double digit rebounds six times... led Egypt to FIBA U16 AfroBasket title in 2019... averaged 12.1 points, 10.9 rebounds and 2.3 blocks per game...

PERSONAL

Son of Nasser and Noha... has one sibling... loves to play video games... favorite food is koshary... has always wanted to be a professional basketball player... if he wasn't playing basketball he would be a streamer...

SEASON HIGHS

Points:	6	vs. Utah (1/24/26)
Rebounds:	6 (2x)	at Texas Tech (1/17/26)
Assists:	3	vs. Utah (1/24/26)
Steals:	1 (2x)	at Utah (1/10/26)
Blocks:	5 (2x)	vs. Colorado (2/14/26)
Field Goals:	3	vs. Utah (1/24/26)
3-Pointers:	--	--
Free Throws:	1 (4x)	vs. Colorado (2/14/26)
Minutes:	23	vs. Colorado (2/14/26)

CAREER HIGHS

Points:	6	vs. Utah (1/24/26)
Rebounds:	6 (2x)	at Texas Tech (1/17/26)
Assists:	3	vs. Utah (1/24/26)
Steals:	1 (2x)	at Utah (1/10/26)
Blocks:	5 (2x)	vs. Colorado (2/14/26)
Field Goals:	3	vs. Utah (1/24/26)
3-Pointers:	--	--
Free Throws:	1 (4x)	vs. Colorado (2/14/26)
Minutes:	23	vs. Colorado (2/14/26)

BIG 12 HIGHS

Points:	6	vs. Utah (1/24/26)
Rebounds:	6 (2x)	at Texas Tech (1/17/26)
Assists:	3	vs. Utah (1/24/26)
Steals:	1 (2x)	at Utah (1/10/26)
Blocks:	5 (2x)	vs. Colorado (2/14/26)
Field Goals:	3	vs. Utah (1/24/26)
3-Pointers:	--	--
Free Throws:	1 (3x)	vs. Colorado (2/14/26)
Minutes:	23	vs. Colorado (2/14/26)

PRODUCTION TRACKER

	2025-26	Career
Had a double-double	--	--
Scored 10+ points	--	--
Scored 20+ points	--	--
Led BYU in scoring	--	--
Led BYU in rebounds	--	--
Led BYU in assists	1 (1-0)	1 (1-0)
Led BYU in blocks	7 (5-2)	7 (5-2)
Led BYU in steals	--	--
Had 3+ blocks	4 (3-1)	4 (3-1)
Had 5+ blocks	2 (2-0)	2 (2-0)
Had 3+ steals	--	--
Had 10+ rebounds	--	--
Had 15+ rebounds	--	--

2025-26 GAME-BY-GAME

OPPONENT	DATE	GS	MIN.	FG-FGA	PCT	3FG-FGA	PCT	FT-FTA	PCT	OFF	DEF	REB	AST	BLK	STL	PF	TO	PTS	AVG	
vs. Villanova	11/3																			
Holy Cross	11/8																			
Delaware	11/11																			
vs. UConn	11/15																			
vs. Wisconsin	11/21																			
vs. Miami	11/27																			
vs. Dayton	11/28																			
Cal Baptist	12/3																			
vs. Clemson	12/9																			
UC Riverside	12/13																			
Pacific	12/16																			
Abilene Christian	12/19																			
Eastern Washington	12/22		9	0-0	.000	0-0	.000	1-2	.500	2	3	5	0	1	0	0	0	1	1.0	
at Kansas State	1/3		12	2-3	.667	0-0	.000	0-0	.000	1	1	2	2	3	0	3	0	4	2.5	
Arizona State	1/7	*	17	1-1	1.000	0-0	.000	1-1	1.000	2	3	5	0	5	1	1	0	3	2.7	
at Utah	1/10		17	0-1	.000	0-0	.000	1-3	.333	3	3	6	0	2	1	3	2	1	2.3	
TCU	1/14																			
at Texas Tech	1/17		16	1-1	1.000	0-0	.000	0-0	.000	1	5	6	0	1	0	5	1	2	2.2	
Utah	1/24		17	3-3	1.000	0-0	.000	0-0	.000	2	1	3	3	1	0	0	1	6	2.8	
Arizona	1/26		10	0-0	.000	0-0	.000	0-0	.000	2	0	2	2	0	0	5	0	0	2.4	
at Kansas	1/31		14	0-1	.000	0-0	.000	0-0	.000	1	5	6	0	1	0	1	0	0	2.1	
at Oklahoma State	2/4		12	0-1	.000	0-0	.000	0-0	.000	1	1	2	0	3	0	1	1	0	1.9	
Houston	2/7		16	2-4	.500	0-0	.000	1-2	.500	1	2	3	0	1	0	1	0	5	2.2	
at Baylor	2/10		4	0-0	.000	0-0	.000	0-0	.000	0	0	0	0	1	0	1	1	0	2.0	
Colorado	2/14		23	0-1	.000	0-0	.000	1-2	.500	0	5	5	0	5	0	4	0	1	1.9	
at Arizona	2/18		12	0-1	.000	0-0	.000	0-0	.000	1	2	3	0	0	0	1	0	0	1.8	
Iowa State	2/21		7	0-0	.000	0-0	.000	0-0	.000	0	0	0	0	0	0	0	0	0	1.6	
UCF	2/24		8	0-0	.000	0-0	.000	0-0	.000	1	0	1	0	2	0	2	2	0	1.5	
at West Virginia	2/28		8	0-0	.000	0-0	.000	0-2	.000	1	1	2	0	0	0	0	0	0	1.4	
at Cincinnati	3/3		11	1-3	.333	0-0	.000	0-0	.000	1	0	1	0	0	0	1	0	2	1.5	
Texas Tech	3/7																			
vs. Kansas State	3/10																			
vs. West Virginia	3/11		9	0-0	.000	0-0	.000	0-0	.000	0	0	0	0	1	0	2	2	0	1.4	
TOTAL			223	10-20	.500	0-0	.000	5-12	.417	20	32	52	7	27	2	31	10	25	1.4	

CAREER STATISTICS

YEAR	GP-GS	MPG	FG-FGA	PCT	3FG-A	PCT	FT-FTA	PCT	OFF-DEF-REB	AVG	PF-D	A	AVG	TO	BLK	AVG	STL	AVG	PTS	AVG
2025-26	18-1	12.4	10-20	.500	0-0	.000	5-12	.417	20-32-52	2.9	31-2	7	0.4	10	27	1.5	2	0.1	25	1.4
TOTAL	18-1	12.4	10-20	.500	0-0	.000	5-12	.417	20-32-52	2.9	31-2	7	0.4	10	27	1.5	2	0.1	25	1.4



JARED MCGREGOR

SENIOR | 6-3 | GUARD | SARATOGA SPRINGS, UTAH | WESTLAKE HIGH SCHOOL



2025-26

Made season debut in win over Delaware... tied career-high with an assist in win over No. 23 Wisconsin... also had second career offensive rebound against the Badgers... has appeared in five games, one more than last season...

2024-25

Made season debut in win over Queens...made first 3-pointer of the season in win over Florida A&M... also connected on his first career free throw... out for the season after injury finger before UCF game...

2023-24

Played in a career-games... connected on first 3-pointer of the season in win over Southeastern Louisiana... also made 3-pointer in win over Evansville...

2022-23

Made collegiate debut against Westminster... Scored a career-high 6 points in win over Western Oregon... Went 2-of-2 from 3-point range...

BEFORE BYU

Served a mission for the Church of Jesus Christ of Latter-Day Saints in Spokane, Wash... Prepped at Westlake High School... Averaged 12.2 points per game as a senior... Made 76 3-pointers, most in Utah 6A... Played AAU basketball for Utah Mountain Stars...

PERSONAL

Son of Kathy and the late Mark McGregor... Father, Mark, was an All-American swimmer at BYU... Served a mission for the Church of Jesus Christ of Latter-Day Saints in Spokane, Wash... Has traveled to China (2x), Australia and Mali for basketball... got his first career hole-in-one in the Summer of 2025...

SEASON HIGHS

Points:	--	--
Rebounds:	1 (2x)	vs. Cal Baptist (12/3/25)
Assists:	1 (2x)	vs. Cal Baptist (12/3/25)
Steals:	--	--
Blocks:	--	--
Field Goals:	--	--
3-Pointers:	--	--
Free Throws:	--	--
Minutes:	2	vs. Cal Baptist (12/3/25)

CAREER HIGHS

Points:	6	Western Oregon (12/15/22)
Rebounds:	2	Southeastern Louisiana (11/15/23)
Assists:	1 (3x)	vs. Wisconsin (11/21/25)
Steals:	--	--
Blocks:	--	--
Field Goals:	2	Western Oregon (12/15/22)
3-Pointers:	2	Western Oregon (12/15/22)
Free Throws:	1	Florida A&M (12/20/24)
Minutes:	3 (2x)	Bellarmine (12/22/23)

BIG 12 HIGHS

Points:	--	--
Rebounds:	--	--
Assists:	--	--
Steals:	--	--
Blocks:	--	--
Field Goals:	--	--
3-Pointers:	--	--
Free Throws:	--	--
Minutes:	1 (2x)	vs. Utah (1/24/26)

PRODUCTION TRACKER

	2025-26	Career
Had a double-double	--	--
Scored 10+ points	--	--
Scored 20+ points	--	--
Led BYU in scoring	--	--
Led BYU in rebounds	--	--
Led BYU in assists	--	--
Led BYU in steals	--	--
Made 3+ 3-pt FGs	--	--
Had 5+ 3-pt FGs	--	--
Had 3+ assists	--	--
Had 3+ steals	--	--
Had 5+ rebounds	--	--
Had 10+ rebounds	--	--

2025-26 GAME-BY-GAME

OPPONENT	DATE	GS	MIN.	FG-FGA	PCT	3FG-FGA	PCT	FT-FTA	PCT	OFF	DEF	REB	AST	BLK	STL	PF	TO	PTS	AVG	
vs. Villanova	11/3																			
Holy Cross	11/8																			
Delaware	11/11		1	0-0	.000	0-0	.000	0-0	.000	0	0	0	0	0	0	0	0	0	0	0.0
vs. UConn	11/15																			
vs. Wisconsin	11/21		1	0-0	.000	0-0	.000	0-0	.000	1	0	1	1	0	0	0	0	0	0	0.0
vs. Miami	11/27																			
vs. Dayton	11/28																			
Cal Baptist	12/3		2	0-1	.000	0-1	.000	0-0	.000	1	0	1	1	0	0	0	0	0	0	0.0
vs. Clemson	12/9																			
UC Riverside	12/13		1	0-0	.000	0-0	.000	0-0	.000	0	0	0	0	0	0	0	0	0	0	0.0
Pacific	12/16																			
Abilene Christian	12/19																			
Eastern Washington	12/22		1	0-2	.000	0-2	.000	0-0	.000	0	0	0	0	0	0	0	0	0	0	0.0
at Kansas State	1/3																			
Arizona State	1/7																			
at Utah	1/10																			
TCU	1/14																			
at Texas Tech	1/17																			
Utah	1/24		1	0-1	.000	0-1	.000	0-0	.000	0	0	0	0	0	0	0	0	0	0	0.0
Arizona	1/26																			
at Kansas	1/31																			
at Oklahoma State	2/4																			
Houston	2/7																			
at Baylor	2/10																			
Colorado	2/14																			
at Arizona	2/18																			
Iowa State	2/21																			
UCF	2/24																			
at West Virginia	2/28																			
at Cincinnati	3/3																			
Texas Tech	3/7																			
vs. Kansas State	3/10		2	0-2	.000	0-1	.000	0-0	.000	0	0	0	0	0	1	0	0	0	0	0.0
vs. West Virginia	3/11																			
TOTAL			9	0-6	.000	0-5	.000	0-0	.000	2	0	2	2	0	1	0	0	0	0	0.0

CAREER STATISTICS

YEAR	GP-GS	MPG	FG-FGA	PCT	3FG-A	PCT	FT-FTA	PCT	OFF-DEF-REB	AVG	PF-D	A	AVG	TO	BLK	AVG	STL	AVG	PTS	AVG
2022-23	6-0	1.3	2-4	.500	2-3	.667	0-0	.000	0-0-0	0.0	2-0	0	0.0	0	0	0.0	0	0.0	6	1.0
2023-24	11-0	1.8	2-7	.286	2-6	.333	0-0	.000	1-2-3	0.3	2-0	1	0.1	2	0	0.0	0	0.0	6	0.5
2024-25	4-0	1.5	1-4	.250	1-4	.250	1-2	.500	0-0-0	0.0	0-0	1	0.3	0	0	0.0	0	0.0	4	1.0
2025-26	7-0	1.3	0-6	.000	0-5	.000	0-0	.000	2-0-2	0.3	0-0	2	0.3	0	0	0.0	0	0.0	0	0.0
TOTAL	28-0	1.5	5-21	.238	5-18	.278	1-2	.500	3-2-5	0.2	4-0	4	0.1	2	0	0.0	1	0.1	16	0.6



THE LAST TIME...

POLL RANKINGS

Ranked in one national poll

No. 19 (361 points) Associated Press (February 23, 2026)
No. 23 (137 points) USA Today Sports Coaches (February 23, 2026)

Ranked in both national polls

No. 19 (361 points) Associated Press (February 23, 2026)
No. 23 (137 points) USA Today Sports Coaches (February 23, 2026)

Received votes in one national poll

No. 28 (18 points) Associated Press (March 9, 2026)
No. 33 (2 points) USA Today Sports Coaches (March 2, 2026)

Received votes in both national polls

No. 28 (18 points) Associated Press (March 9, 2026)
No. 33 (2 points) USA Today Sports Coaches (March 2, 2026)

Received 5+ first-place votes in one national poll

5, Associated Press (February 28, 2011)

Received a first-place votes in one national poll

5, Associated Press (February 28, 2011)

NET RANKINGS

Ranked No. 1 in NET ranking

No. 1, December 8, 2023

Ranked in Top 5 in NET ranking

No. 5, January 27, 2024

Ranked in Top 10 in NET ranking

No. 8, January 16, 2026

Ranked in Top 25 in NET ranking

No. 22, March 11, 2026

VS. RANKED TEAMS

Played a ranked team

W, 82-76 vs. No. 10 Texas Tech (3/7/26)

Beat a ranked team at home

W, 82-76 vs. No. 10 Texas Tech (3/7/26)

Beat a ranked team on road

W, 88-85 (20T) at No. 10 Iowa State (3/4/25)

Beat a ranked team at neutral site

W, 98-70 vs. No. 23 Wisconsin, The Bad Boy Mowers Series (11/21/25)

Lost to a ranked team at home

L, 66-77 vs. No. 8 Houston (2/7/26)

Lost to a ranked team on road

L, 68-75 at No. 4 Arizona (2/18/26)

Lost to a ranked team at neutral site

L, 84-86 vs. No.3 UConn, Hall of Fame Series Boston (11/15/25)

WINNING STREAKS

Won 5+ straight games

13 (11/21/25-1/17/26)

Won 10+ straight games

13 (11/21/25 - 1/17/26)

Won 15+ straight games

15 (12/5/09 - 1/27/10)

LOSING STREAKS

Lost 5+ straight games

5 (2/19/05 - 3/10/05)

Lost 10+ straight games

21 (12/13/96 - 3/1/96)

Lost 15+ straight games

21 (12/13/96 - 3/1/96)

Lost 20+ straight games

21 (12/13/96 - 3/1/96)

MARGIN OF VICTORY

Won by 20+ points

BYU: (20) 68-48 vs. West Virginia (3/11/26)
Opp: (22) 68-90 at Cincinnati (3/3/26)

Won by 25+ points

BYU: (28) 104-76 vs. Arizona State (1/7/26)
Opp: (25) 88-113 vs. No. 7 Alabama, NCAA Round of 16 (3/27/25)

Won by 30+ points

BYU: (36) 93-57 vs. Pacific (12/16/25)
Opp: (31) 55-86 at No. 14 Houston (1/4/25)

Won by 35+ points

BYU: (36) 93-57 vs. Pacific (12/16/25)
Opp: (36) 50-86 vs. North Carolina, EA SPORTS Maui Invitational (11/22/05)

Won by 40+ points

BYU: (47) 100-53 vs. UC Riverside (12/13/25)
Opp: (42) 48-90 vs. No. 11 New Mexico (2/27/97)

Won by 45+ points

BYU: (47) 100-53 vs. UC Riverside (12/13/25)
Opp: (51) 44-95 at Washington (11/26/96)

Won by 50+ points

BYU: (57) 91-34 vs. Southeastern Louisiana (12/15/23)
Opp: (51) 44-95 at Washington (11/26/96)

Won by 55+ points

BYU: (57) 91-34 vs. Southeastern Louisiana (12/15/23)
Opp: Has not happened

Won by 60+ points

BYU: (62) 102-40 vs. Western Oregon (12/22/06)
Opp: Has not happened

Scored 100 points and lost

BYU: 103-113 at Weber State (12/1/18)
Opp: 112-103 vs. Stanford (11/11/13)

OVERTIME

Played an overtime game

W, 90-86 (OT) vs. Colorado (2/14/26)

Played a double overtime game

W, 88-85 (2OT) at No. 10 Iowa State (3/4/25)

Played a triple overtime game

L, 110-114 (3OT) at Portland (1/23/14)

TOTAL POINTS

Scored 125+ points

BYU: W, 128-78 vs. Sacramento State (2/25/93)
Opp: Has not happened

Scored 120+ points

BYU: W, 121-85 vs. Chaminade, Maui Invitational (11/25/14)
Opp: Has not happened

Scored 115+ points

BYU: W, 121-85 vs. Chaminade, Maui Invitational (11/25/14)
Opp: L, 110-119 at Oklahoma (11/21/86)

Scored 110+ points

BYU: W, 110-63 vs. Houston Christian (11/6/23)
Opp: L, 88-113 vs. No. 7 Alabama, NCAA Round of 16 (3/27/25)

Scored 105+ points

BYU: W, 105-91 vs. West Virginia (3/10/26)
Opp: L, 88-113 vs. No. 7 Alabama, NCAA Round of 16 (3/27/25)

Scored 100+ points

BYU: L, 105-91 vs. West Virginia (3/10/26)
Opp: L, 88-113 vs. No. 7 Alabama, NCAA Round of 16 (3/27/25)

Scored 95+ points

BYU: W, 105-91 vs. West Virginia (3/10/26)
Opp: L, 84-97 vs. UCF (2/24/26)

Scored 60 or fewer points

BYU: L, 54-74 vs. No. 2 Houston, Big 12 Championship Semifinal (3/14/25)
Opp: W, 68-48 vs. West Virginia, Big 12 Tournament Second Round (3/11/26)

Scored 55 or fewer points

BYU: L, 54-74 vs. No. 2 Houston, Big 12 Championship Semifinal (3/14/25)
Opp: W, 68-48 vs. West Virginia, Big 12 Tournament Second Round (3/11/26)

Scored 50 or fewer points

BYU: L, 50-51 vs. Saint Mary's, WCC Championship Semifinal (3/9/20)
Opp: W, 68-48 vs. West Virginia, Big 12 Tournament Second Round (3/11/26)

Scored 45 or fewer points

BYU: L, 41-70 at UNLV (1/15/08)
Opp: W, 52-43 vs. Saint Mary's (1/8/22)

Scored 40 or fewer points

BYU: L, 39-70 at Air Force (2/21/05)
Opp: W, 91-33 vs. San Diego (2/20/16)

Scored 35 or fewer points

BYU: L, 25-27 vs. Wyoming (1/23/82)
Opp: W, 91-33 vs. San Diego (2/20/16)

Scored 30 or fewer points

BYU: L, 25-27 vs. Wyoming (1/23/82)
Opp: W, 39-30 vs. Wyoming (2/23/80)

POINTS IN A HALF

Scored 50+ points in a half

BYU: 55 (2nd) vs. West Virginia (3/10/26) (W, 105-91)
Opp: 52 (1st) vs. UCF (2/24/26) (L, 84-97)

Scored 55+ points in a half

BYU: 55 (2nd) vs. West Virginia (3/10/26) (W, 105-91)
Opp: 58 (2nd) at Oklahoma State (2/4/26) (L, 92-99)

Scored 60+ points in a half

BYU: 63 (1st) vs. Westminster (11/29/22) (W, 100-70)
Opp: 62 (2nd) vs. No. 7 Alabama (3/27/25) (L, 88-113)

Scored 65+ points in a half

BYU: 66 (1st) vs. Chaminade, Maui Invitational (11/25/14) (W, 121-85)
Opp: 66 (2nd) at Weber State (12/1/18) (L, 103-113)

Score 25 points or fewer in a half

BYU: 22 (1st) vs. Clemson, Jimmy V Classic (12/9/25) (W, 67-64)
Opp: 20 (1st) vs. Pacific (12/16/25) (W, 93-57)

Score 20 points or fewer in a half

BYU: 20 (1st) vs. No. 2 Houston, Big 12 Championship Semifinal (3/14/25) (L, 54-74)
Opp: 20 (1st) vs. Pacific (12/16/25) (W, 93-57)



THE LAST TIME...

FIELD GOAL PERCENTAGE

Shot 70+ percent from the field

BYU: 70.8 (34-48) vs. Elon (11/21/00) (W, 100-63)

Opp: Has not happened

Shot 65+ percent from the field

BYU: 68.6 (35-51) vs. Montana Tech (11/30/19) (W, 98-63)

Opp: 69.4 (43-62) vs. Gonzaga (1/13/22) (L, 84-110)

Shot 60+ percent from the field

BYU: 61.9 (39-63) vs. Holy Cross (11/8/25) (W, 98-53)

Opp: 63.6 (35-55) vs. San Francisco (1/19/19) (L, 63-82)

Shot 55+ percent from the field

BYU: 55.9 (38-68) at Baylor (2/10/26) (W, 99-94)

Opp: 56.3 (36-64) vs. UCF (2/24/26) (L, 84-97)

Shot 50+ percent from the field

BYU: 54.8 (40-73) vs. West Virginia (3/10/26) (W, 105-91)

Opp: 50.8 (32-63) vs. West Virginia (3/10/26) (W, 105-91)

Shot 35 percent or less from the field

BYU: 31.7 (19-60) vs. No. 2 Houston, Big 12 Championship (3/14/25) (L, 54-74)

Opp: 32.8 (20-61) vs. Cal Baptist (12/3/25)

Shot 30 percent or less from the field

BYU: 29.6 (21-71) vs. No. 2 Gonzaga (2/5/22) (L, 57-90)

Opp: 29.3 (17-58) vs. UCF (1/13/24) (W, 63-58)

Shot 25 percent or less from the field

BYU: Has not happened

Opp: 24.7 (18-73) vs. San Francisco (2/11/17) (W, 68-52)

Shot 20 percent or less from the field

BYU: Has not happened

Opp: 19.1 (13-68) vs. Long Beach State (11/10/07) (W, 74-34)

3-POINT FIELD GOALS MADE

Made 19+ 3-pointers

BYU: 19 vs. Westminster (11/29/22) (W, 100-70)

Opp: 25 vs. No. 7 Alabama, NCAA Round of 16 (3/27/25) (L, 88-113)

Made 18+ 3-pointers

BYU: 18 vs. No. 12 Iowa State, Big 12 Championship Quarterfinal (3/13/25) (W, 96-92)

Opp: 25 vs. No. 7 Alabama, NCAA Round of 16 (3/27/25) (L, 88-113)

Made 17+ 3-pointers

BYU: 18 vs. No. 12 Iowa State, Big 12 Championship Quarterfinal (3/13/25) (W, 96-92)

Opp: 25 vs. No. 7 Alabama, NCAA Round of 16 (3/27/25) (L, 88-113)

Made 16+ 3-pointers

BYU: 16 vs. Eastern Washington (12/22/25) (W, 109-81)

Opp: 16 vs. Texas Tech (3/7/26) (W, 82-76)

Made 15+ 3-pointers

BYU: 16 vs. Eastern Washington (12/22/25) (W, 109-81)

Opp: 16 vs. Texas Tech (3/7/26) (W, 82-76)

Made 14+ 3-pointers

BYU: 14 vs. Arizona State (1/7/26) (W, 104-76)

Opp: 16 vs. Texas Tech (3/7/26) (W, 82-76)

Made 13+ 3-pointers

BYU: 13 at Oklahoma State (2/4/26) (L, 92-99)

Opp: 13 vs. West Virginia (3/10/26) (W, 105-91)

Made 12+ 3-pointers

BYU: 13 at Oklahoma State (2/4/26) (L, 92-99)

Opp: 16 vs. Texas Tech (3/7/26) (W, 82-76)

Made 3 or fewer 3-pointers

BYU: 3 at Baylor (2/10/26) (W, 99-94)

Opp: 3 at Kansas State (1/3/26) (W, 83-73)

Made 2 or fewer 3-pointers

BYU: 2 at Loyola Marymount (1/5/23) (W, 64-59)

Opp: 2 vs. Mississippi Valley State (11/23/24) (W, 87-43)

Made 1 or fewer 3-pointers

BYU: 1 vs. Saint Mary's (1/8/22) (W, 52-43)

Opp: 0 vs. Southern Utah (11/13/19) (W, 68-63)

Did not make a 3-pointer

BYU: 0 vs. Loyola Marymount, WCC Championship (3/8/14) (W, 85-74)

Opp: 0 vs. Southern Utah (11/13/19) (W, 68-63)

3-POINT FIELD GOAL ATTEMPTS

Attempted 40+ 3-pointers

BYU: 42 vs. Eastern Washington (12/22/25) (W, 109-81)

Opp: 51 vs. No. 7 Alabama, NCAA Round of 16 (3/27/25) (L, 88-113)

Attempted 35+ 3-pointers

BYU: 42 vs. Eastern Washington (12/22/25) (W, 109-81)

Opp: 35 vs. Texas Tech (3/7/26) (W, 82-76)

Attempted 30+ 3-pointers

Opp: 32 vs. West Virginia (3/10/26) (W, 105-91)

Opp: 35 vs. Texas Tech (3/7/26) (W, 82-76)

Attempted 25+ 3-pointers

Opp: 32 vs. West Virginia (3/10/26) (W, 105-91)

Opp: 35 vs. Texas Tech (3/7/26) (W, 82-76)

Attempted 20+ 3-pointers

Opp: 32 vs. West Virginia (3/10/26) (W, 105-91)

Opp: 23 vs. West Virginia (3/10/26) (W, 105-91)

Attempted 10 or fewer 3-pointers

Opp: 10 at Saint Mary's (1/14/21) (W, 62-52)

Opp: 10 vs. Mississippi Valley State (11/23/24) (W, 87-43)

3-POINT FIELD GOAL PERCENTAGE

Shot 60 percent or higher from 3-point range

BYU: 62.5 (15-24) vs. Cincinnati (1/25/25) (W, 80-52)

Opp: 61.9 (13-21) vs. Utah (1/24/26) (W, 91-78)

Shot 50 percent or higher from 3-point range

BYU: 50.0 (11-22) vs. Colorado (2/14/26) (W, 90-86 OT)

Opp: 56.5 (13-23) vs. West Virginia (3/10/26) (W, 105-91)

Shot 40 percent or higher from 3-point range

BYU: 50.0 (11-22) vs. Colorado (2/14/26) (W, 90-86 OT)

Opp: 56.5 (13-23) vs. West Virginia (3/10/26) (W, 105-91)

Shot 30 percent or higher from 3-point range

BYU: 33.3 (6-18) vs. West Virginia, Big 12 Tournament Second Round (3/11/26) (W, 68-48)

Opp: 56.5 (13-23) vs. West Virginia (3/10/26) (W, 105-91)

Shot 20 percent or less from 3-point range

BYU: 15.8 (3-19) at Baylor (2/10/26) (W, 99-94)

Opp: 14.3 (3-21) at Kansas State (1/3/26) (W, 83-73)

Shot 10 percent or less from 3-point range

BYU: 7.7 (1-13) vs. Saint Mary's (1/8/22) (W, 52-43)

Opp: 10.0 (2-20) vs. Arizona State, Vegas Showdown (11/24/23) (W, 77-49)

FREE THROWS MADE

Made 40+ free throws

BYU: 40 vs. UCF (2/13/24) (W, 90-88)

Opp: Has not happened

Made 35+ free throws

BYU: 40 vs. UCF (2/13/24) (W, 90-88)

Opp: 36 vs. Gonzaga (2/23/12) (L, 63-74)

Made 30+ free throws

BYU: 40 vs. UCF (2/13/24) (W, 90-88)

Opp: 31 vs. Long Beach State, NIT First Round (3/16/22) (W, 93-72)

Made 25+ free throws

BYU: 29 vs. Abilene Christian (12/19/25) (W, 85-67)

Opp: 26 vs. No. 1 Arizona (1/26/26) (L, 83-86)

Made 20+ free throws

BYU: 21 vs. Colorado (2/14/26) (W, 90-86 OT)

Opp: 20 at Baylor (2/10/26) (W, 99-94)

Made 10 or fewer free throws

BYU: 6 vs. West Virginia, Big 12 Tournament Second Round (3/11/26) (W, 68-48)

Opp: 6 vs. Texas Tech (3/7/26) (W, 82-76)

Made 5 or fewer free throws

BYU: 4 at Utah (1/18/25) (L, 72-73 OT)

Opp: 0 vs. Pacific (12/16/25) (W, 93-57)

Made 3 or fewer free throws

BYU: 3 at No. 25 Texas Tech (1/20/24) (L, 78-85)

Opp: 0 vs. Pacific (12/16/25) (W, 93-57)

Made 1 or fewer free throws

BYU: 1 vs. Westminster (12/29/21) (W, 65-53)

Opp: 0 vs. Pacific (12/16/25) (W, 93-57)

Made 0 free throws

BYU: Has not happened

Opp: 0 vs. Pacific (12/16/25) (W, 93-57)

FREE THROWS ATTEMPTED

Attempted 50+ free throws

BYU: 53 at Portland (2/4/12) (W, 79-60)

Opp: Has not happened

Attempted 45+ free throws

BYU: 46 vs. UCF (2/13/24) (W, 90-88)

Opp: Has not happened

Attempted 40+ free throws

BYU: 40 vs. Abilene Christian (12/19/25) (W, 85-67)

Opp: 41 vs. Long Beach State (3/16/22) (W, 93-72)

Attempted 35+ free throws

BYU: 40 vs. Abilene Christian (12/19/25) (W, 85-67)

Opp: 36 vs. Ole Miss, Rady Children's Invitational (11/28/24) (L, 85-96 OT)

Attempted 30+ free throws

BYU: 40 vs. Abilene Christian (12/19/25) (W, 85-67)

Opp: 34 at Oklahoma State (2/4/26) (L, 92-99)

Attempted 10 or fewer free throws

BYU: 10 vs. West Virginia, Big 12 Tournament Second Round (3/11/26) (W, 68-48)

Opp: 8 vs. Texas Tech (3/7/26) (W, 82-76)

Attempted 5 or fewer free throws

BYU: 5 at No. 25 Texas Tech (1/20/24) (L, 78-85)

Opp: 3 vs. Pacific (12/16/25) (W, 93-57)

Attempted 3 or fewer free throws

BYU: 3 vs. Westminster (12/29/21) (W, 65-53)

Opp: 3 vs. Pacific (12/16/25) (W, 93-57)

FREE THROWS PERCENTAGE

Shot 100 percent from the FT line

BYU: 100.0 (10-10) vs. No. 2 Houston, Big 12 Championship Quarterfinal (3/14/25) (L, 54-74)

Opp: 100.0 (11-11) vs. Utah (1/24/26) (W, 91-78)



THE LAST TIME...

Shot 90 percent or higher from the FT line

BYU: 93.8 (15-16) vs. No. 13 Wisconsin, NCAA Round of 32 (3/22/25) (W, 91-89)

Opp: 100.0 (11-11) vs. Utah (1/24/26) (W, 91-78)

Shot 80 percent or higher from the FT line

BYU: 85.0 (17-20) vs. UCF (2/24/26) (L, 84-97)

Opp: 80.0 (20-25) at Baylor (2/10/26) (W, 99-94)

Shot 70 percent or higher from the FT line

BYU: 77.8 (14-18) vs. West Virginia (3/10/26) (W, 105-91)

Opp: 75.0 (6-8) vs. Texas Tech (3/7/26) (W, 82-76)

Shot 60 percent or higher from the FT line

BYU: 60.0 (6-10) vs. West Virginia, Big 12 Tournament Second Round (3/11/26) (W, 68-48)

Opp: 61. (11-18) vs. West Virginia, Big 12 Tournament Second Round (3/11/26) (W, 68-48)

Shot 50 percent or less from the FT line

BYU: 50.0 (13-26) vs. UC Riverside (12/13/25) (W, 100-53)

Opp: 0.0 (0-3) vs. Pacific (12/16/25) (W, 93-57)

Shot 40 percent or less from the FT line

BYU: 40.0 (6-15) at Arizona State (2/26/25) (W, 91-81)

Opp: 0.0 (0-3) vs. Pacific (12/16/25) (W, 93-57)

REBOUNDS

Had 75+ rebounds

BYU: 77 vs. Utah State (1/6/1968) (W,104-98)

Opp: Has not happened

Had 70+ rebounds

BYU: 77 vs. Utah State (1/6/1968) (W,104-98)

Opp: Has not happened

Had 60+ rebounds

BYU: 64 vs. Utah Valley (11/13/15) (W, 85-54)

Opp: 62 vs. No. 1 UCLA, NCAA Tournament (3/18/71) (L, 73-91)

Had 50+ rebounds

BYU: 51 vs. TCU (1/14/26) (W, 76-70)

Opp: 53 vs. Utah (3/8/25) (W, 85-74)

Had 40+ rebounds

BYU: 40 vs. West Virginia (3/10/26) (W, 105-91)

Opp: 40 vs. UCF (2/24/26) (L, 84-97)

Had 30+ rebounds

BYU: 35 vs. West Virginia, Big 12 Tournament Second Round (3/11/26) (W, 68-48)

Opp: 30 vs. West Virginia, Big 12 Tournament Second Round (3/11/26) (W, 68-48)

Had 20 or fewer rebounds

BYU: 17 at Cincinnati (2/8/25) (L, 66-84)

Opp: 18 at TCU (1/11/25) (L, 67-71)

ASSISTS

Recorded 30+ assists

BYU: 30 vs. Portland (2/25/16) (W, 99-81)

Opp: Has not happened

Recorded 25+ assists

BYU: 25 vs. Florida A&M (12/20/24) (W, 103-57)

Opp: 25 vs. UCF (2/24/26) (L, 84-97)

Recorded 20+ assists

BYU: 23 vs. Eastern Washington (12/22/25) (W, 109-81)

Opp: 24 at Cincinnati (3/3/26) (L, 68-90)

Recorded 5 or fewer assists

BYU: 5 at No. 15 Texas Tech (1/17/26) (L, 71-86)

Opp: 4 vs. Long Beach State, NIT First Round (3/16/22) (L, 72-93)

Recorded 3 or fewer assists

BYU: Has not happened

Opp: 2 vs. Loyola Marymount (1/4/20) (W, 63-38)

BLOCKS

Recorded 15+ blocks

BYU: 15 vs. Eastern Kentucky (12/7/90) (W, 90-86)

Opp: Has not happened

Recorded 10+ blocks

BYU: 10 vs. Arizona State (1/7/26) (W, 104-76)

Opp: 13 at Wyoming (2/18/16) (W, 74-68)

Recorded 5+ blocks

BYU: 5 vs. West Virginia (3/10/26) (W, 105-91)

Opp: 6 at Cincinnati (3/3/26) (L, 68-90)

Recorded 0 blocks

BYU: 0 at West Virginia (2/11/25) (W, 73-69)

Opp: 0 vs. Abilene Christian (12/19/25) (W, 85-67)

STEALS

Recorded 15+ steals

BYU: 15 vs. Westminster (11/29/22) (W, 100-70)

Opp: 18 at No. 10 Iowa State (3/4/25) (W, 88-85 20T)

Recorded 10+ steals

BYU: 11 vs. Arizona State (1/7/26) (W, 104-76)

Opp: 10 at Cincinnati (3/3/26) (L, 68-90)

Recorded 5+ steals

BYU: 9 vs. West Virginia, Big 12 Tournament Second Round (3/11/26) (W, 68-48)

Opp: 7 vs. West Virginia, Big 12 Tournament Second Round (3/11/26) (W, 68-48)

Recorded 0 steals

BYU: 0 vs. Ole Miss, NCAA First Four (3/17/15) (L, 90-94)

Opp: 0 vs. Santa Clara (1/7/16) (W, 97-61)

TURNOVERS

Recorded 30+ turnovers

BYU: 30 at Washington (11/26/96) (L, 44-95)

Opp: Has not happened

Recorded 25+ turnovers

BYU: 29 at No. 10 Iowa State (3/4/25) (W, 88-85 20T)

Opp: 25 vs. Mississippi Valley State (11/23/10) (W, 86-36)

Recorded 20+ turnovers

BYU: 29 at No. 10 Iowa State (3/4/25) (W, 88-85 20T)

Opp: 22 vs. West Virginia, Big 12 Tournament Second Round (3/11/26) (W, 68-48)

Recorded 15+ turnovers

BYU: 15 at Cincinnati (3/3/26) (L, 68-90)

Opp: 22 vs. West Virginia, Big 12 Tournament Second Round (3/11/26) (W, 68-48)

Recorded 10+ turnovers

BYU: 13 vs. West Virginia, Big 12 Tournament Second Round (3/11/26) (W, 68-48)

Opp: 22 vs. West Virginia, Big 12 Tournament Second Round (3/11/26) (W, 68-48)

Recorded 5 or fewer turnovers

BYU: 3 vs. Texas Tech (3/7/26) (W, 82-76)

Opp: 4 vs. No. 8 Houston (2/7/26) (L, 66-77)

Recorded 3 or fewer turnovers

BYU: 3 vs. Texas Tech (3/7/26) (W, 82-76)

Opp: 3 vs. UCLA, NCAA Round of 64 (3/20/21) (L, 62-73)

FOULS

Recorded 35+ fouls

BYU: 35 at Arizona State (11/27/93) (L, 95-106)

Opp: Has not happened

Recorded 30+ fouls

BYU: 31 at Pacific (1/3/19) (W, 90-87)

Opp: 30 vs. Abilene Christian (12/19/25) (W, 85-67)

Recorded 25+ fouls

BYU: 26 at Utah (1/18/25) (L, 72-73 OT)

Opp: 30 vs. Abilene Christian (12/19/25) (W, 85-67)

Recorded 20+ fouls

BYU: 24 at Oklahoma State (2/4/26) (L, 92-99)

Opp: 21 vs. Texas Tech (3/7/26) (W, 82-76)

Recorded 15+ fouls

BYU: 15 vs. West Virginia, Big 12 Tournament Second Round (3/11/26) (W, 68-48)

Opp: 15 vs. West Virginia, Big 12 Tournament Second Round (3/11/26) (W, 68-48)

Recorded 10 or fewer fouls

BYU: 9 vs. Pacific (12/16/25) (W, 93-57)

Opp: 9 vs. No. 23 Kansas (2/18/25) (W, 91-57)



THE LAST TIME...

DOUBLE-DIGIT SCORERS

6 players scored in double figures

BYU: Trevin Knell (22), Richie Saunders (17), Dawson Baker (14), Dallin Hall (14), Keba Keita (12), Kanon Catchings (10) vs. Fresno State (12/11/24) (W, 95-67)

Opp: Has not happened

5 players scored in double figures

BYU: Keba Keita (23), AJ Dybantsa (22), Robert Wright III (14), Kennard Davis Jr. (11), Richie Saunders vs. Cal Baptist (12/3/25)

Opp: Jizzle James (18), Jalen Celestine (18), Moustapha Thiam (16), Baba Miller (15), Day Day Thomas (12) at Cincinnati (3/3/26) (L, 68-90)

No players scored in double figures

BYU: at Air Force (2/21/05) (L, 39-70)

Opp: vs. South Florida, Diamond Head Classic (12/22/21) (W, 54-39)

TRIPLE-DOUBLES

Recorded a triple-double

BYU: AJ Dybantsa (33 points, 10 rebounds, 10 assists) vs. Eastern Washington (12/22/25) (W, 109-81)

Opp: Shaquille O'Neal (26 points, 13 rebounds, 11 blocks) vs. LSU, NCAA First Round (3/19/92) (L, 83-94)

DOUBLE-DOUBLES

Recorded a points-rebounds double-double

BYU: AJ Dybantsa (29 points, 10 rebounds) vs. No.6 Iowa State (2/21/26) (W, 79-69)

Opp: Baba Miller (15 points, 12 rebounds) at Cincinnati (3/3/26) (L, 84-97)

Recorded a points-assists double-double

BYU: Robert Wright III (14 points, 12 assists) vs. Cal Baptist (12/3/25)

Opp: Themus Fulks (24 points, 11 assists) vs. UCF (2/24/26) (L, 84-97)

Two players recorded a double-double

BYU: Keba Keita (23 points, 12 rebounds), Robert Wright III (14 points, 12 assists) vs. Cal Baptist (12/3/25)

Opp: Jevon Porter (30 points, 10 rebounds), Mike Mitchell Jr. (13 points, 11 assists) vs. Pepperdine (2/9/23) (L, 80-92)

POINTS SCORED

Scored 50+ points

BYU: 52, Jimmer Fredette vs. New Mexico, Mountain West Championship, (3/11/11) (W, 87-76)

Opp: Has not happened

Scored 45+ points

BYU: 52, Jimmer Fredette vs. New Mexico, Mountain West Championship, (3/11/11) (W, 87-76)

Opp: Has not happened

Scored 40+ points

BYU: 40, AJ Dybantsa vs. West Virginia (3/10/26) (W, 105-91)

Opp: 43, Gerry McNamara, No. 20 Syracuse, NCAA Tournament (3/18/04) (L, 75-80)

Scored 35+ points

BYU: 40, AJ Dybantsa vs. West Virginia (3/10/26) (W, 105-91)

Opp: 37, Tounde Yessoufou at Baylor (2/10/26) (W, 99-94)

Scored 30+ points

BYU: 40, AJ Dybantsa vs. West Virginia (3/10/26) (W, 105-91)

Opp: 37, Tounde Yessoufou at Baylor (2/10/26) (W, 99-94)

Scored 25+ points

BYU: 27, AJ Dybantsa vs. West Virginia, Big 12 Tournament Second Round (3/11/26) (W, 68-48)

Opp: 27, PJ Haggerty vs. West Virginia (3/10/26) (W, 105-91)

Scored 20+ points

BYU: 27, AJ Dybantsa; 20, Kennard Davis Jr. vs. West Virginia, Big 12 Tournament Second Round (3/11/26) (W, 68-48)

Opp: 27, PJ Haggerty vs. West Virginia (3/10/26) (W, 105-91)

Scored 20+ points in first half

BYU: 21, AJ Dybantsa vs. West Virginia (3/10/26) (W, 105-91)

Opp: 22, Curtis Jones, No. 12 Iowa State (3/13/25) (W, 96-92)

Scored 20+ points in second half

BYU: 23, Robert Wright III vs. No. 10 Texas Tech (3/7/26) (W, 82-76)

Opp: 26, John Tonje, No. 13 Wisconsin, NCAA Round of 32 (3/22/25) (W, 91-89)

40-POINT GAME STREAKS

Scored 40+ points in 2+ straight games

BYU: 2, Jimmer Fredette (43 vs. San Diego State, 1/26/11; 42 at Colorado State, 1/22/11)

30-POINT GAME STREAKS

Scored 30+ points in 6+ straight games

BYU: 6, Devin Durrant (36, 12/28/93 at UCLA; 35, 1/7/84 vs. Weber State; 34, 1/14/84 vs. Utah; 38, 1/19/84 at Hawaii; 33, 1/21/84 at San Diego State; 36, 1/26/84 vs. Wyoming)

Scored 30+ points in 5+ straight games

BYU: 5, Jimmer Fredette (32, 3/24/11 vs. Florida; 34, 3/19/11 vs. Gonzaga; 32, 3/17/11 vs. Wofford, 30, 3/12/11 vs. San Diego State; 52 3/11/11 vs. New Mexico)

Scored 30+ points in 4+ straight games

BYU: 5, Jimmer Fredette (32, 3/24/11 vs. Florida; 34, 3/19/11 vs. Gonzaga; 32, 3/17/11 vs. Wofford, 30, 3/12/11 vs. San Diego State; 52 3/11/11 vs. New Mexico)

Scored 30+ points in 3+ straight games

BYU: 3, Yoeli Childs (31, 12/8/18; 31 vs. Utah State, 12/5/18; 31 at Weber State, 12/1/18)

Scored 30+ points in 2+ straight games

BYU: 2, Robert Wright III (39, 2/14/26 vs. Colorado; 30, 2/10/26 at Baylor)

20-POINT GAME STREAKS

Scored 20+ points in 5+ straight games

BYU: 12, AJ Dybantsa (27, 3/1/26 vs. West Virginia; 40, 3/10/26 vs. Kansas State; 21, 3/7/26 vs. Texas Tech; 23, 3/3/36 at Cincinnati; 20, 2/28/26 at West Virginia; 29, 2/24/26 vs. UCF; 29, 2/21/26 vs. No. 6 Iowa State; 35, 2/18/26 at No. 4 Arizona; 20, 2/14/26 vs. Colorado; 36, 2/10/26 at Baylor; 28, 2/7/26 vs. No. 8 Houston; 26, 2/4/26 at Oklahoma State)

Scored 20+ points in 4+ straight games

BYU: 12, AJ Dybantsa (27, 3/1/26 vs. West Virginia; 40, 3/10/26 vs. Kansas State; 21, 3/7/26 vs. Texas Tech; 23, 3/3/36 at Cincinnati; 20, 2/28/26 at West Virginia; 29, 2/24/26 vs. UCF; 29, 2/21/26 vs. No. 6 Iowa State; 35, 2/18/26 at No. 4 Arizona; 20, 2/14/26 vs. Colorado; 36, 2/10/26 at Baylor; 28, 2/7/26 vs. No. 8 Houston; 26, 2/4/26 at Oklahoma State)

Scored 20+ points in 3+ straight games

BYU: 4, Robert Wright III (27, 3/7/26 vs. Texas Tech; 21, 3/3/26 at Cincinnati; 23, 2/28/26 at West Virginia; 20, 2/24/26 vs. UCF)

Scored 20+ points in 2+ straight games

BYU: 4, Robert Wright III (27, 3/7/26 vs. Texas Tech; 21, 3/3/26 at Cincinnati; 23, 2/28/26 at West Virginia; 20, 2/24/26 vs. UCF)

Scored 20+ points in 1+ straight games

BYU: 4, Robert Wright III (27, 3/7/26 vs. Texas Tech; 21, 3/3/26 at Cincinnati; 23, 2/28/26 at West Virginia; 20, 2/24/26 vs. UCF)

Scored 20+ points in 0+ straight games

BYU: 4, Robert Wright III (27, 3/7/26 vs. Texas Tech; 21, 3/3/26 at Cincinnati; 23, 2/28/26 at West Virginia; 20, 2/24/26 vs. UCF)

Scored 20+ points in 0+ straight games

BYU: 4, Robert Wright III (27, 3/7/26 vs. Texas Tech; 21, 3/3/26 at Cincinnati; 23, 2/28/26 at West Virginia; 20, 2/24/26 vs. UCF)

30-POINT SCORERS

Had 2+ 30-point scorers

BYU: AJ Dybantsa (36), Robert Wright III (30) at Baylor (2/10/26) (W, 99-94)

Opp: Gary Gray (32), Jerry Lee Wells (31) vs. Oklahoma City, NCAA Tournament (3/13/65) (W, 112-012)

20-POINT SCORERS

Had 2+ 25-point scorers

BYU: AJ Dybantsa (36), Robert Wright III (30) at Baylor (2/10/26) (W, 99-94)

Opp: Brayden Burries (29), Jaden Bradley (26) vs. No. 1 Arizona (1/26/26) (L, 83-86)

Had 4+ 20-point scorers

BYU: Danny Ainge (27), Scott Runia (25), Devin Durrant (20), Alan Taylor (20) vs. New Mexico (1/13/79) (W, 100-83)

Opp: Isaac Nielsen (26), Brandon Randolph (21), Conner Toolson (21), Jordan Poydras (20) vs. Utah Valley (11/26/16) (L, 101-114)

Had 3+ 20-point scorers

BYU: Richie Saunders (24), Robert Wright III (23), AJ Dybantsa (20) at Utah (1/10/26) (W, 89-84)

Opp: JT Toppin (27), Christian Anderson (22), LeJuan Watts (20) at No. 15 Texas Tech (1/17/26) (L, 71-86)

Had 2+ 20-point scorers

BYU: AJ Dybantsa (27), Kennard Davis Jr. (20) vs. West Virginia, Big 12 Tournament Second Round (3/11/26) (W, 68-48)

Opp: Christian Anderson (23), Donovan Atwell (23) vs. No. 10 Texas Tech (W, 82-76)

FIELD GOALS MADE

Made 15+ field goals

BYU: 15, AJ Dybantsa vs. West Virginia (3/10/26) (W, 105-91)

Opp: 24, Michael Brooks vs. LaSalle (12/15/79) (W, 108-106)

Made 10-14 field goals

BYU: 11, AJ Dybantsa vs. West Virginia, Big 12 Tournament Second Round (3/11/26) (W, 68-48)

Opp: 10, Themus Fulks vs. UCF (2/24/26) (L, 84-97)

FIELD GOALS ATTEMPTS

Attempted 35+ field goals

BYU: 37, Jimmer Fredette vs. New Mexico, Mountain West Tournament (3/11/11) (W, 87-76)

Opp: 36, Michael Brooks vs. LaSalle (12/15/79) (W, 108-106)

Attempted 30+ field goals

BYU: 34, Tyler Haws at Portland (1/23/14) (L, 110-114 30T)

Opp: 36, Michael Brooks vs. LaSalle (12/15/79) (W, 108-106)

Attempted 25-29 field goals

BYU: 25, AJ Dybantsa vs. No. 10 Texas Tech (W, 82-76)

Opp: 28, Jared Brownridge (3/5/16) (W, 72-60)

Attempted 20-24 field goals

BYU: 24, AJ Dybantsa vs. West Virginia, Big 12 Tournament Second Round (3/11/26) (W, 68-48)

Opp: 20, PJ Haggerty vs. West Virginia (3/10/26) (W, 105-91)

Attempted 15-19 field goals

BYU: 17, Robert Wright III vs. No. 10 Texas Tech (W, 82-76)

Opp: 19, Christian Anderson; 15, Donovan Atwell vs. No. 10 Texas Tech (W, 82-76)

Shot 100 percent from the field (min. 5 att.)

BYU: 5-of-5, Keba Keita at No. 19 Arizona (2/22/25) (W, 96-95)

Opp: 5-of-5, Tobe Awaka vs. No. 19 Arizona (2/22/25) (W, 96-95)

REBOUNDS

Recorded 25+ rebounds

BYU: 27, Scott Warner at Texas Tech (12/18/69) (W, 88-81)

Opp: Has not happened

Recorded 20+ rebounds

BYU: 20, Kyle Davis vs. Utah Valley (11/13/15) (W, 85-54)

Opp: 22, Fardaws Aimaq vs. Utah Valley (12/1/21) (L, 65-72 OT)

Recorded 15+ rebounds

BYU: 18, Keba Keita at Kansas State (1/3/26) (W, 83-73)

Opp: 15, Duke Brennan vs. Villanova (11/3/25) (W, 71-66)

Recorded 10+ rebounds

BYU: 14, Khadim Mboup vs. West Virginia (3/10/26) (W, 105-91)

Opp: 12, Baba Miller at Cincinnati (3/3/26) (L, 68-90)

Recorded 10+ rebounds in 5 straight games

BYU: 6, Yoeli Childs (10, 3/14/18 at Stanford; 12, 11/17/18 vs. Alabama A&M; 14, 11/15/18 vs. Oral Roberts; 16, 11/13/18 vs. Northwestern State; 15, 11/9/18 vs. Utah Valley; 12, 11/6/18 at Nevada)

Recorded 10+ rebounds in 4 straight games

BYU: 4, Yoeli Childs (10, 3/9/20 vs. Saint Mary's; 14, 2/9/20 at Pepperdine; 10, 2/22/20 vs. Gonzaga; 11, 2/15/20 vs. Santa Clara)

Recorded 10+ rebounds in 3 straight games

BYU: 3, Keba Keita (13, 11/13/24 vs. Queens; 10, 11/8/24 vs. UC Riverside; 10, 11/5/24 vs. Central Arkansas)

Recorded 10+ rebounds in 2 straight games

BYU: 2, Keba Keita (12, 3/14/25 vs. No. 2 Houston; 10, 3/13/25 vs. No. 12 Iowa State)

Had two players record 10+ rebounds

BYU: AJ Dybantsa (10), Khadim Mboup (10) vs. No.6 Iowa State (2/21/26) (W, 79-69)

Opp: Drew Peterson (10), Joshua Morgan (10) vs. USC, Battle 4 Atlantis (11/23/22) (L, 76-82)

SCORING & REBOUNDING

Recorded 30+ points and 10+ rebounds

BYU: Richie Saunders (33 points, 10 rebounds) at No. 14 Kansas (1/31/26) (L, 82-90)

Opp: Jevon Porter (30 points, 10 rebounds) vs. Pepperdine (2/9/23) (L, 80-92)

Recorded 20+ points and 20+ rebounds

BYU: Brandon Davies (21 points, 22 rebounds) vs. San Diego (12/31/11) (W, 88-52)

Opp: Fardaws Aimaq (24 points, 22 rebounds) at Utah Valley (12/1/21) (L, 65-72 OT)

Recorded 20+ points and 15+ rebounds

BYU: Fousseymi Traore (25 points, 19 rebounds) vs. Pepperdine (2/26/22) (W, 75-59)

Opp: Chet Holmgren (20 points, 15 rebounds) vs. No. 2 Gonzaga (2/5/22) (L, 57-90)



THE LAST TIME...

SCORING & ASSISTS

Recorded 25+ points and 10+ assists

BYU: AJ Dybantsa (33 points, 10 assists) vs. Eastern Washington (12/22/25) (W, 109-81)
Opp: Chaz Williams (32 points, 15 assists) vs. UMass (12/7/13) (L, 96-105)

Recorded 20+ points and 10+ assists

BYU: AJ Dybantsa (33 points, 10 assists) vs. Eastern Washington (12/22/25) (W, 109-81)
Opp: Themus Fulks (24 points, 11 assists) vs. UCF (2/24/26) (L, 84-97)

Recorded 15+ points and 10+ assists

BYU: AJ Dybantsa (33 points, 10 assists) vs. Eastern Washington (12/22/25) (W, 109-81)
Opp: Themus Fulks (24 points, 11 assists) vs. UCF (2/24/26) (L, 84-97)

3-POINT FIELD GOALS MADE

Made 10+ 3-pointers

BYU: 10, Nick Emery at San Francisco (2/11/16) (W, 114-89)
Opp: 10, Mark Sears vs. No. 7 Alabama, NCAA Round of 16 (3/27/25) (L, 88-113)

Made 9+ 3-pointers

BYU: 9, Trevin Knell vs. Cincinnati (1/6/24) (L, 60-71)
Opp: 10, Mark Sears vs. No. 7 Alabama, NCAA Round of 16 (3/27/25) (L, 88-113)

Made 8+ 3-pointers

BYU: 9, Trevin Knell vs. Cincinnati (1/6/24) (L, 60-71)
Opp: 10, Mark Sears vs. No. 7 Alabama, NCAA Round of 16 (3/27/25) (L, 88-113)

Made 7+ 3-pointers

BYU: 9, Trevin Knell vs. Cincinnati (1/6/24) (L, 60-71)
Opp: 10, Mark Sears vs. No. 7 Alabama, NCAA Round of 16 (3/27/25) (L, 88-113)

Made 6+ 3-pointers

BYU: 6, Richie Saunders at No. 14 Kansas (1/31/26) (L, 82-90)
Opp: 6, Christian Anderson; 6, Donovan Atwell vs. No. 10 Texas Tech (W, 82-76)

Shot 100 percent from 3-point range (min. 3 att.)

BYU: 4-of-4, Robert Wright III vs. Colorado (2/14/26) (W, 90-86 OT)
Opp: 4-of-4, Terrence Brown vs. Utah (1/24/26) (W, 91-78)

3-POINT FIELD GOALS ATTEMPTS

Attempted 15+ 3-pointers

BYU: 16, Jaxson Robinson vs. Denver (12/13/23) (W, 90-74)
Opp: 16, Nick Sears vs. No. 7 Alabama, NCAA Round of 16 (3/27/25) (L, 88-113)

Attempted 11+ 3-pointers

BYU: 14, Richie Saunders at No. 14 Kansas (1/31/26) (L, 82-90)
Opp: 13, Donovan Atwell; 12, Christian Anderson vs. No. 10 Texas Tech (W, 82-76)

Attempted 8-10+ 3-pointers

BYU: 9, Kennard Davis Jr. vs. West Virginia (3/10/26) (W, 105-91)
Opp: 8, Honor Huff vs. West Virginia, Big 12 Tournament Second Round (3/11/26) (W, 68-48)

FREE THROWS MADE

Made 15+ free throws

BYU: 17, AJ Dybantsa vs. Abilene Christian (12/19/25) (W, 85-67)
Opp: 15, Alec Wintering vs. Portland (12/29/14) (W, 97-88)

MADE 10+ free throws

BYU: 11, Robert Wright III vs. Colorado (2/14/26) (W, 90-86 OT)
Opp: 13, Brayden Burries vs. No. 1 Arizona (1/26/26) (L, 83-86)

Shot 100 percent from free throw line (min. 8 att.)

BYU: 9-of-9, Robert Wright III vs. No. 10 Texas Tech (W, 82-76)
Opp: 8-of-8, Tounde Yessoufou at Baylor (2/10/26) (W, 99-94)

FREE THROW ATTEMPTS

Attempted 20+ free throws

BYU: 20, AJ Dybantsa vs. Abilene Christian (12/19/25) (W, 85-67)
Opp: 21, James Harden vs. Arizona State (12/20/08) (L, 75-76)

Attempted 15+ free throws

BYU: 16, AJ Dybantsa vs. No. 1 Arizona (1/26/26) (L, 83-86)
Opp: 16, John Tonje vs. No. 13 Wisconsin, NCAA Round of 16 (3/22/25) (W, 91-89)

Attempted 10+ free throws

BYU: 11, AJ Dybantsa at Cincinnati (3/3/26) (L, 68-90)
Opp: 11, PJ Haggerty vs. West Virginia (3/10/26) (W, 105-91)

ASSISTS

Recorded 15+ assists

BYU: 16, Kyle Collinsworth vs. Portland (2/25/16) (W, 99-81)
Opp: 15, Chaz Williams vs. UMass (12/7/13) (L, 96-105)

Recorded 10+ assists

BYU: 10, AJ Dybantsa vs. Eastern Washington (12/22/25) (W, 109-81)
Opp: 11, Themus Fulks vs. UCF (2/24/26) (L, 84-97)

BLOCKS

Recorded 10+ blocks

BYU: 10, Shawn Bradley vs. Virginia, NCAA Tournament First Round (3/14/91) (W, 61-48)
Opp: 11, Justin Williams vs. Wyoming (2/18/06) (W, 74-68)

Recorded 8+ blocks

BYU: 9, Shawn Bradley vs. Virginia, NCAA Tournament (3/14/91) (W, 61-48)
Opp: 11, Justin Williams vs. Wyoming (2/18/06) (W, 74-68)

Recorded 5+ blocks

BYU: 5, Abdullah Ahmed vs. Colorado (2/14/26) (W, 90-86 OT)
Opp: 5, Chet Holmgren vs. No. 2 Gonzaga (2/5/22) (L, 57-90)

STEALS

Recorded 8+ steals

BYU: 8, Brandon Davies at Portland (2/4/12) (W, 79-60)
Opp: 8, Keshon Gilbert at No. 10 Iowa State (3/4/25) (W, 88-85 2OT)

Recorded 5+ steals

BYU: 5, Richie Saunders; 5, Robert Wright III vs. Pacific (12/16/25) (W, 93-57)
Opp: 5, Kanye Clary at Oklahoma State (2/4/26) (L, 92-99)

TURNOVERS

Committed 9+ turnovers

BYU: 9, Matt Carlino at Loyola Marymount (3/2/13) (W, 73-70)
Opp: 10, Gabe Rogers vs. Northern Arizona (12/27/12) (W, 84-54)

Committed 8+ turnovers

BYU: 8, Rudi Williams at No. 19 San Diego State (11/11/22) (L, 75-82)
Opp: 8, Elijah Lee vs. Pepperdine (2/9/17) (L, 83-99)

Committed 5+ turnovers

BYU: 6, AJ Dybantsa vs. West Virginia (3/10/26) (W, 105-91)
Opp: 7, Brenen Lorient vs. West Virginia, Big 12 Tournament Second Round (3/11/26) (W, 68-48)

TECHNICAL FOULS

Received a technical foul

BYU: Dominique Diomande vs. UCF (2/24/26) (L, 84-97)
Opp: Jordan Burks vs. UCF (2/24/26) (L, 84-97)

FOULS

Fouled out

BYU: Keba Keita at West Virginia (2/28/26) (L, 71-79)
Opp: Jaylen Petty vs. No. 10 Texas Tech (W, 82-76)

Two players fouled out

BYU: Abdullah Ahmed, Richie Saunders vs. No. 1 Arizona (1/26/26) (L, 83-86)
Opp: BJ Kolly, Marqui Worthy vs. UC Riverside (12/13/25) (W, 100-53)

Three players fouled out

BYU: Yoeli Childs, Connor Harding, TJ Haws at Weber State (12/1/18) (L, 103-113)
Opp: Keyshawn Evans, Miik Yarbrough, Zach Copeland vs. Illinois State (11/28/18) (L, 89-92 OT)

Four players fouled out

BYU: Has not happened
Opp: Alec Wintering, Bryce Pressley, Kevin Bailey, Korey Thieleke vs. Portland (12/3/14) (L, 110-114 3OT)

EJECTIONS

Ejected from the game

BYU: Dawson Baker vs. No. 13 Wisconsin, NCAA Round of 32 (3/22/25) (W, 91-89)
Opp: Jayden Taylor, Kevin Keatts, Ben Middlebrooks vs. NC State, Vegas Showdown (11/24/23) (W, 95-86)



IN THE RECORD BOOK

INDIVIDUAL CAREER RECORDS

Points Scored

Rk	Name, Years	G	Pts
1	Tyler Haws, 2009-10, 12-15	139	2,720
2	Jimmer Fredette, 2007-11	139	2,599
3	Danny Ange, 1977-81	118	2,467
4	Michael Smith, 1983-84, 86-89	122	2,319
5	Devin Durrant, 1978-80, 82-84	117	2,285
6	Yoeli Childs, 2016-20	119	2,031
7	TJ Haws, 2016-20	133	1,899
8	Russell Larson, 1991-95	129	1,885
9	Fred Roberts, 1978-82	119	1,841
10	Jeff Chatman, 1984-88	122	1,824
11	Mekell Wesley, 1997-01	115	1,740
12	Mark Bigelow, 1998-99, 01-04	120	1,715
13	Kyle Collinworth, 2010-11, 13-16	135	1,680
14	Brandon Davies, 2009-13	135	1,680
15	Ken Roberts, 1990-91, 93-96	126	1,652
16	Lee Cummand, 2005-09	131	1,569
17	Richie Saunders, 2022-26	128	1,544
18	Jonathan Tavernier, 2006-10	132	1,519
19	Kresimir Cosic, 1970-73	79	1,513
20	Joe Nelson, 1946-50	115	1,494
21	Jay Cheesman, 1973-77	103	1,408
22	Roland Minson, 1948-51	105	1,407
23	Andy Toolson, 1984-85, 87-90	117	1,388
24	Trent Plaisted, 2004-08	103	1,372
25	Fousseymi Traore, 2021-25	128	1,338
26	Marty Haws, 1986-90	120	1,337
27	Alex Barcello, 2019-22	90	1,307
28	Dick Nemelka, 1963-66	78	1,299
29	Alan Taylor, 1976-80	110	1,284
30	Jackson Emery, 2005-06, 08-11	133	1,235
31	Doug Richards, 1971-74	73	1,218
32	Gary Trost, 1987-88, 90-93	114	1,205
33	Matt Carlino, 2011-14	96	1,201
34	Edon Brinley, 1927-31	---	1,195
35	Noah Hartsock, 2008-12	134	1,191
36	Elwood Romney, 1929-33	110	1,189
37	Joe Richey, 1950-53	89	1,177
38	Randy Reid, 1992-96	125	1,170
39	Ken Lingo, 1966-69	76	1,156
40	Doug Howard, 1967-70	79	1,143
41	Mel Hutchins, 1947-48, 49-51	97	1,141
42	Travis Hansen, 2000-03	86	1,137
43	Steve Schraimer, 1988-91	93	1,128
44	Chase Fischer, 2014-16	71	1,121
45	John Fairchild, 1963-65	53	1,109
46	Gary Earnest, 1958-61	77	1,108
47	Terrill Lyday, 1999-01	66	1,105
48	Mark Hand, 1973-77	96	1,099
49	Trevin Knell, 2019-25	150	1,099
50	Bruce Burton, 1960-63	78	1,089
51	Eric Mika, 2013-14, 16-17	67	1,080
52	Keena Young, 2004-07	88	1,068
53	Scott Runia, 1976-80	110	1,051
54	Bernie Fryer, 1970-72	55	1,031
55	Dave Eastis, 1958-61	69	1,015

3-Point Field Goals Made

Rk	Name, Years	3FG
1	Jimmer Fredette, 2007-11	296
2	Jonathan Tavernier, 2006-10	265
3	TJ Haws, 2016-20	242
4	Trevin Knell, 2019-25	239
5	Jackson Emery, 2005-06, 08-11	230
6	Chase Fischer, 2014-16	215
7	Mark Bigelow, 1998-99, 01-04	213
8	Richie Saunders, 2022-26	205

3-Point Field Goal Attempts

Rk	Name, Years	3FGA
1	Jimmer Fredette, 2007-11	752
2	Jonathan Tavernier, 2006-10	698
3	TJ Haws, 2016-20	671
4	Jackson Emery, 2005-06, 08-11	601
5	Trevin Knell, 2019-25	600
6	Mark Bigelow, 1998-99, 01-04	559
7	Chase Fischer, 2014-16	553
8	Richie Saunders, 2022-26	530

3-Point Field Goal Percentage*

Rk	Name, Years	3FG	3FGA	Pct
1	Nathan Call, 1986-88, 90-92	110	241	45.6
2	Alex Barcello, 2019-22	194	429	45.2
3	Mark Heslop, 1988-92	126	283	44.5
4	Andy Toolson, 1984-85, 87-90	141	323	43.7
5	Lee Cummand, 2005-09	115	355	43.1
6	Michael Smith, 1983-84, 86-89	116	270	43.0
7	Mike Rose, 2003-07	163	381	42.8
8	Sam Burgess, 2004-05, 06-08	81	196	41.3
9	Zac Seljaas, 2015-16, 17-19	135	332	40.7
10	Skyler Halford, 2013-15	81	201	40.29
11	Austin Ange, 2003-07	113	281	40.2
12	Trevin Knell, 2019-25	239	600	39.83
13	Terrill Lyday, 1999-01	127	321	39.56
14	Todd Christensen, 1995-96, 98-00	104	264	39.39
15	Jimmer Fredette, 2007-11s	296	752	39.36
16	Chase Fischer, 2014-16	215	553	38.87
17	Richie Saunders, 2022-26	205	530	38.7
18	Michael Vranes, 1996-97, 98-00	78	201	38.81
19	Jackson Emery, 2005-06, 08-11	230	601	38.27
20	Mark Bigelow, 1998-99, 01-04	213	559	38.1

*Minimum 75 3FG Made

3-Pointers Games

Rk	Name, Years	#
1	Jimmer Fredette, 2007-11	47
2	TJ Haws, 2016-20	47
3	Jonathan Tavernier, 2006-10	46
4	Chase Fischer, 2014-16	39
5	Trevin Knell, 2019-25	36
6	Mark Bigelow, 1998-99, 01-04	34
7	Jackson Emery, 2005-06, 08-11	34
8	Alex Barcello, 2019-22	31
9	Richie Saunders, 2022-26	30

5-Pointers Games

Rk	Name, Years	#
1	Chase Fischer, 2014-16	14
2	Jonathan Tavernier, 2006-10	13
3	Jimmer Fredette, 2007-11	13
4	Jackson Emery, 2005-06, 08-11	11
5	Richie Saunders, 2022-26	10

Free Throw Percentage*

Rk	Name, Years	FT	FTA	Pct
1	Tyler Haws, 2009-10, 12-15	724	820	88.3
2	Jimmer Fredette, 2007-11	627	711	88.2
3	Michael Smith, 1983-84, 86-89	431	491	87.8
4	Alex Barcello, 2019-22	227	263	86.3
5	Lee Cummand, 2005-09	294	349	84.2
6	Randy Reid, 1992-96	338	407	83.05
7	Elijah Bryant, 2016-18	225	271	83.02
8	Brian Taylor, 1982-84, 86-88	229	277	82.7
9	Gary Batchelor, 1960-63	251	403	82.6
10	TJ Haws, 2016-20	411	499	82.4
11	Noah Hartsock, 2008-12	230	281	81.9
12	Danny Ange, 1977-81	493	604	81.6
13	Doug Howard, 1967-70	287	353	81.3
14	Jared Jensen, 2001-05	271	335	80.9
15	Mark Bigelow, 1998-99, 01-04	414	513	80.7
16	Russell Larson, 1991-95	541	673	80.4
17	Ken Roberts, 1990-91, 93-96	511	641	79.7
18	Terry Tebbs, 1953-56	267	337	79.2
19	Mike Gardner, 1962-65	265	335	79.1
20	Richie Saunders, 2022-26	253	217	78.8

*Minimum 200 FT Made

Offensive Rebounds

Rk	Name, Years	G	OReb	Avg
1	Kyle Collinworth, 2010-11, 13-16	140	307	2.2
2	Fousseymi Traore, 2021-25	128	305	2.4
3	Nate Austin, 2011-16	153	289	1.9
4	Ken Roberts, 1990-91, 93-96	126	268	2.1
5	Brandon Davies, 2009-13	135	246	1.8
6	Russell Larson, 1991-95	129	245	1.9
7	Yoeli Childs, 2016-20	119	236	2.0
8	Trent Plaisted, 2004-08	103	231	2.2
9	Gary Trost, 1987-88, 90-93	114	210	1.8
10	Lee Cummand, 2005-09	131	202	1.5
11	Keena Young, 2004-07	88	201	2.3
12	Eric Mika, 2013-14, 16-17	67	197	2.9
13	Noah Hartsock, 2008-12	134	194	1.4
14	Keba Keita, 2024-present	66	183	2.8

Blocks

Rk	Name, Years	G	Blk	Avg
1	Greg Kite, 1979-83	112	208	1.9
2	Shawn Bradley, 1990-91	34	177	5.2
3	Noah Hartsock, 2008-12	134	177	1.3
4	Russell Larson, 1991-95	129	166	1.3
5	Yoeli Childs, 2016-20	119	159	1.4
6	Brandon Davies, 2009-13	135	123	0.9
7	Alan Taylor, 1976-80	110	119	1.1
8	Trent Plaisted, 2004-08	103	107	1.0
9	Jeff Chatman, 1984-88	122	107	0.9
10	Lee Cummand, 2005-09	131	106	0.8
11	Fousseymi Traore, 2021-25	128	99	0.8
12	Keba Keita, 2024-present	66	9	1.4

Blocks Per Game

Rk	Name, Years	G	Blk	Avg
1	Shawn Bradley, 1990-91	34	177	5.21
2	Greg Kite, 1979-83	112	208	1.86
3	Keba Keita, 2024-present	66	94	1.42
4	Yoeli Childs, 2016-20	119	159	1.34
5	Noah Hartsock, 2008-12	134	177	1.32

Steals

Rk	Name, Years	G	Stl	Avg
1	Jackson Emery, 2005-06, 08-11	133	249	1.9
2	Kyle Collinworth, 2010-11, 13-16	140	229	1.6
3	Danny Ange, 1977-81	118	195	1.7
4	Marty Haws, 1986-90	123	182	1.5
5	Jimmer Fredette, 2007-11	139	167	1.2
6	Jonathan Tavernier, 2006-10	132	165	1.3
7	Matt Carlino, 2011-14	96	161	1.7
8	TJ Haws, 2016-20	133	158	1.2
9	Scott Sinek, 1981-85	115	140	1.2
10	Nathan Call, 1986-88, 90-92	129	138	1.1
11	Tyler Haws, 2009-10, 12-15	139	138	0.9
12	Richie Saunders, 2022-26	127	133	1.0

Steals Per Game

Rk	Name, Years	G	Stl	Avg
1	Jackson Emery, 2005-06, 08-11	133	249	1.87
2	Matt Carlino, 2011-14	96	161	1.68
3	Danny Ange, 1977-81	118	195	1.65
4	Kyle Collinworth, 2010-11, 13-16	140	229	1.64
5	Terrill Lyday, 1999-01	66	99	1.50
6	Mike Hall, 2003-05	60	89	1.483
7	Marty Haws, 1986-90	123	182	1.479
8	Robbie Reid, 1993-95	64	94	1.47
9	Rafael Araujo, 2002-04	62	88	1.42
10	Jonathan Tavernier, 2006-10	132	165	1.25
11	Brett Applegate, 1982-84	60	74	1.23
12	Scott Sinek, 1981-85	115	140	1.22
13	Jimmer Fredette, 2007-11	139	167	1.201
14	Justin Weidauer, 1991-92, 95-98	85	102	1.200
15	TJ Haws, 2016-20	133	158	1.19
16	Michael Vranes, 2016-18	63	71	1.13
17	Elijah Bryant, 2016-18	58	65	1.12
18	Nathan Call, 1986-88, 90-92	129	138	1.07
19	Kevin Woodberry, 2002-04	62	65	1.048
20	Richie Saunders, 2022-26	128	133	1.039

10-Assist Games

Rk	Name, Years	#
1	Kyle Collinworth, 2010-11, 13-16	18
2	Matt Montague, 1996-97, 99-02	10
3	Nathan Call, 1986-88, 90-92	6
4	Danny Ange, 1977-81	5
5	Randy Reid, 1992-96	5
6	Mike May, 1976-78	4
7	TJ Haws, 2016-20	4
8	Scott Runia, 1976-80	3
9	Marty Haws, 1986-90	3
10	Matt Carlino, 2011-14	3
11	Kresimir Cosic, 1970-73	2
12	Avenian Palmsh, 1985-86	2
13	Brian Taylor, 1982-84, 86-88	2
14	Robbie Reid, 1993-95	2
15	Jimmer Fredette, 2007-11	2
16	Egor Demin, 2024-25	2
17	Robert Wright, 2025-present	2

5-Block Games

Rk	Name, Years	#
1	Shawn Bradley, 1990-91	22
2	Greg Kite, 1979-83	12
3	Alan Taylor, 1976-80	3
4	Trent Plaisted, 2004-08	3
5	Alan Pollard, 198	

IN THE RECORD BOOK

Triple-Doubles

Rk	Name	#
1	Kyle Collinsworth	12
Hawaii, 12/6/14 (19 points, 12 rebounds, 10 assists)		
Gonzaga, 12/27/14 (19 points, 12 rebounds, 10 assists)		
San Francisco, 13/15 (12 points, 12 rebounds, 10 assists)		
Pacific, 1/15/15 (17 points, 11 rebounds, 11 assists)		
Loyola Marymount, 2/7/15 (23 points, 12 rebounds, 10 assists)		
Portland, 3/9/15 (13 points, 14 rebounds, 11 assists)		
Belmont, 11/28/15 (26 points, 10 rebounds, 10 assists)		
Central Michigan, 12/18/15 (12 points, 10 rebounds, 10 assists)		
Santa Clara, 1/7/16 (21 points, 11 rebounds, 10 assists)		
at Loyola Marymount, 1/21/16 (10 points, 13 rebounds, 15 assists)		
Portland, 2/25/16 (14 points, 10 rebounds, 16 assists)		
UAB, 3/16/16 (19 points, 10 rebounds, 12 assists)		
2	Neil Roberts	1
St. Bonaventure, 12/27/66 (10 points, 10 rebounds, 10 assists)		
Kresimir Cosic		
Niagara, 1/17/73 (15 points, 19 rebounds, 12 assists)		
Danny Ainge		
Long Beach State, 11/28/77 (27 points, 10 rebounds, 13 assists)		
Fed Roberts		
Utah, 3/7/81 (21 points, 10 rebounds, 10 assists)		
Michael Smith		
Colorado State, 2/13/88 (20 points, 12 rebounds, 10 assists)		
AJ Dybantsa		
Eastern Washington, 12/22/25 (33 points, 10 rebounds, 10 assists)		

Games Played

Rk	Name, Years	GP
1	Nate Austin, 2011-16	153
2	Trevin Knell, 2019-25	150
3	Charles Abouo, 2008-12	141
4	Kyle Collinsworth, 2010-11, 13-16	140
5	Jimmer Fredette, 2007-11	139
6	Tyler Haws, 2009-10, 12-15	139
7	Brandon Davies, 2009-13	135
8	Noah Hartsock, 2008-12	134
9	Zac Seljaas, 2015-16, 17-20	134
10	Jackson Emery, 2005-06, 08-11	133
11	TJ Haws, 2016-20	133
12	Jonathan Tavernan, 2006-10	132
13	Lee Cummand, 2005-09	131
14	Chris Miles, 2004-05, 07-10	131
15	Luke Worthington, 2013-15, 17-19	131
16	Russell Larson, 1991-95	129
17	Nathan Call, 1986-88, 90-91	129
18	Anson Winder, 2011-15	129
19	Mark Durrant, 1989-90, 92-95	128
20	Fousseyni Traore, 2021-25	128
21	Richie Saunders, 2022-26	128

INDIVIDUAL SEASON RECORDS

Points Scored

Rk	Name, Year	G	Pts	Avg
1	Jimmer Fredette, 2010-11	37	1,068	28.9
2	Devin Durrant, 1983-84	31	866	27.9
3	AJ Dybantsa, 2025-26	33	833	25.2

Scoring Average*

Rk	Name, Year	G	Pts	Avg
1	Jimmer Fredette, 2010-11	37	1,068	28.9
2	Devin Durrant, 1983-84	31	866	27.9
3	Michael Smith, 1988-89	29	765	26.4
4	AJ Dybantsa, 2025-26	33	833	25.2
5	Danny Ainge, 1980-81	32	782	24.4
6	Dick Nemelka, 1965-66	25	599	24.0
7	Tyler Haws, 2013-14	33	767	23.2
8	Devin Durrant, 1982-83	29	662	22.8
9	Kresimir Cosic, 1971-72	26	581	22.3
10	Tyler Haws, 2014-15	35	776	22.2

Field Goals Made

Rk	Name, Year	FG
1	Jimmer Fredette, 2010-11	346
2	Devin Durrant, 1983-84	312
3	Danny Ainge, 1980-81	309
4	AJ Dybantsa, 2025-26	290

Field Goal Attempts

Rk	Name, Year	FGA
1	Jimmer Fredette, 2010-11	756
2	Roland Minson, 1950-51	627
3	Danny Ainge, 1980-81	596
4	Mel Hutchins, 1950-51	575
5	Tyler Haws, 2012-13	571
6	Tom Steinke, 1956-57	565
7	AJ Dybantsa, 2025-26	561

Field Goal Percentage*

Rk	Name, Year	FG	FGA	Pct
1	Keba Keita, 2025-26	83	122	.676
2	Keba Keita, 2024-25	115	171	.673
3	Cavin Baxter, 2018-19	59	91	.648
4	Russell Larson, 1992-93	135	214	.631
5	Fousseyni Traore, 2024-25	123	196	.628

Field Goal Percentage*

Rk	Name, Year	FG	FGA	Pct
1	Keba Keita, 2024-25	115	171	.673
2	Russell Larson, 1992-93	135	214	.631
3	Fousseyni Traore, 2024-25	123	196	.628
4	Fousseyni Traore, 2023-24	112	179	.626
5	Fousseyni Traore, 2022-23	165	272	.607

*Minimum 100 FG Made

3-Point Field Goals

Rk	Name, Year	3FG
1	Jimmer Fredette, 2010-11	124
2	Chase Fischer, 2014-15	112
3	Chase Fischer, 2014-15	103
4	Jackson Emery, 2010-11	92
5	Jonathan Tavernan, 2007-08	88
6	Alex Barcello, 2021-22	88
7	Jonathan Tavernan, 2008-09	85
8	Jackson Emery, 2009-10	85
9	Elijah Bryant, 2017-18	85
10	Jake Toolson, 2019-20	85
11	Jaxson Robinson, 2023-24	81
12	Richie Saunders, 2024-25	79
13	Jimmer Fredette, 2009-10	77
14	TJ Haws, 2016-17	76
15	Trevin Knell, 2024-25	75
16	Andy Toolson, 1989-90	74
17	Nick Sanderson, 1992-93	73
18	Danny Bower, 1997-98	68
19	Zac Seljaas, 2015-16	68
20	Terrell Lyday, 1999-00	67
21	Trevin Knell, 2023-24	67

3-Point Field Goal Percentage*

Rk	Name, Year	3FG	3FGA	Pct
1	Nathan Call, 1991-92	45	85	.529
2	Zac Seljaas, 2015-16	68	136	.500
3	Andy Toolson, 1989-90	74	151	.490
4	Alex Barcello, 2019-20	53	109	.486
5	Brock Reichner, 2005-06	53	110	.482
6	Skyler Halford, 2014-15	52	108	.481
7	Austin Ainge, 2006-07	56	117	.479
8	Alex Barcello, 2020-21	53	111	.477
9	Lee Cummand, 2007-08	60	127	.472
10	Jake Toolson, 2019-20	85	181	.470
11	Mike Rose, 2006-07	61	131	.466
12	Spencer Johnson, 2022-23	41	89	.461
13	Mark Heslop, 1991-92	58	127	.457
14	Jimmer Fredette, 2009-10	77	175	.440
15	Lee Cummand, 2006-07	40	92	.435
16	Michael Smith, 1987-88	49	113	.436
17	Richie Saunders, 2024-25	79	183	.434
18	Jackson Emery, 2009-10	85	197	.431
19	Trevin Knell, 2024-25	75	175	.429
20	Sam Burgess, 2007-08	56	132	.424
21	Robert Wright III, 2025-26	54	131	.412

*Minimum 35 3FG Made

3-Point Field Goal Percentage*

Rk	Name, Year	3FG	3FGA	Pct
1	Andy Toolson, 1989-90	74	151	.490
2	Jake Toolson, 2019-20	85	181	.470
3	Jimmer Fredette, 2009-10	77	175	.440
4	Richie Saunders, 2024-25	79	183	.432
5	Jackson Emery, 2009-10	85	197	.431
6	Trevin Knell, 2024-25	75	175	.429

*Minimum 70 3FG Made

3-Point Field Goals Per Game*

Rk	Name, Year	G	3FG	3FG/G
1	Jimmer Fredette, 2010-11	37	124	3.35
2	Chase Fischer, 2014-15	34	103	3.029
3	Chase Fischer, 2015-16	37	112	3.027
4	Jake Toolson, 2019-20	32	85	2.66
5	Jonathan Tavernan, 2008-09	33	85	2.58
6	Richie Saunders, 2025-26	25	64	2.56
7	Jonathan Tavernan, 2007-08	35	88	2.514
8	Alex Barcello, 2021-22	35	88	2.514
9	Jackson Emery, 2010-11	37	92	2.49
10	Andy Toolson, 1989-90	30	74	2.47
11	Jaxson Robinson, 2023-24	33	81	2.45
12	Jackson Emery, 2009-10	35	85	2.43
13	Elijah Bryant, 2017-18	35	85	2.43
14	Danny Bower, 1997-98	30	68	2.267
15	Jimmer Fredette, 2009-10	34	77	2.265
16	Richie Saunders, 2024-25	35	79	2.257

Free Throws Made

Rk	Name, Year	FT
1	Jimmer Fredette, 2010-11	252
2	Devin Durrant, 1983-84	242
3	Eric Mika, 2016-17	225
4	Jimmer Fredette, 2009-10	224
5	Tyler Haws, 2013-14	223
6	AJ Dybantsa, 2025-26	208

Free Throw Attempts

Rk	Name, Year	FTA
1	Devin Durrant, 1983-84	307
2	Eric Mika, 2016-17	295
3	Jimmer Fredette, 2010-11	282
4	AJ Dybantsa, 2025-26	274

Assists

Rk	Name, Year	G	Ast	Avg
1	Kyle Collinsworth, 2015-16	37	275	7.4
2	Matt Montague, 2001-02	30	217	7.2
3	Nathan Call, 1991-92	32	204	6.4
4	Kyle Collinsworth, 2014-15	33	197	6.0
5	TJ Haws, 2019-20	32	185	5.8
6	Egor Demin, 2024-25	33	180	5.5
7	Dallin Hall, 2023-24	34	172	5.1
8	Matt Carlino, 2012-13	36	171	4.8
9	Nathan Call, 1990-91	34	164	4.8
10	TJ Haws, 2018-19	32	162	5.1
11	Te'Jon Lucas, 2021-22	34	160	4.7
12	Jimmer Fredette, 2010-11	37	160	4.3
13	Jimmer Fredette, 2009-10	34	159	4.7
14	Danny Ainge, 1977-78	30	158	5.3
15	Robbie Reid, 1994-95	32	157	4.9
16	Kyle Collinsworth, 2013-14	34	156	4.6
17	Robert Wright III, 2025-26	33	154	4.7

Assists Per Game*

Rk	Name, Year	G	Ast	Avg
1	Kyle Collinsworth, 2015-16	37	275	7.4
2	Matt Montague, 2001-02	30	217	7.2
3	Nathan Call, 1991-92	32	204	6.4
4	Kyle Collinsworth, 2014-15	33	197	6.0
5	TJ Haws, 2019-20	32	185	5.8
6	Egor Demin, 2024-25	33	180	5.5
7	Danny Ainge, 1977-78	30	158	5.267
8	Marty Haws, 1988-99	29	149	5.14
9	Randy Reid, 1995-96	28	142	5.07
10	TJ Haws, 2018-19	32	162	5.06
11	Dallin Hall, 2023-24	34	172	5.06
12	Matt Montague, 1996-97	26	131	5.0
13	Robbie Reid, 1994-95	32	157	4.91
14	Scott Runia, 1977-78	30	145	4.833
15	Nathan Call, 1990-91	34	164	4.823
16	Matt Carlino, 2012-13	36	171	4.75
17	Brian Taylor, 1987-88	32	151	4.72
18	Te'Jon Lucas, 2021-22	33	160	4.71
19	L.J. Rose, 2016-17	25	117	4.68
20	Jimmer Fredette, 2009-10	34	159	4.676
21	Robert Wright III, 2025-26	33	154	4.667

*Minimum 20 Games Played

Offensive Rebounds

Rk	Name, Year	G	OReb	Avg
1	Eric Mika, 2016-17	34	104	3.1
2	Keba Keita, 2024-25	35	100	

IN THE RECORD BOOK

Consecutive Games with a 3-Pointer

Rk	Name, Year	#
1	Jimmer Fredette, 12/8/10 to 3/24/11	28
2	Chase Fischer, 12/23/15 to 3/29/16	26
3	Elijah Bryant, 11/11/17 to 2/1/18	24
4	TJ Haws, 11/25/19 to 2/15/20	23
5	Jonathan Tavernani, 11/29/08 to 2/24/09	22
6	Terrell Lyday, 11/20/00 to 2/12/01	21
7	Jaxson Robinson, 1/6/24 to 3/21/24	21
8	Robert Wright III, 11/11/25 to 2/4/26	19

Double Figure Scoring Games

Rk	Name, Year	#
1	Jimmer Fredette, 2010-11	37
2	Brandon Davies, 2012-13	35
3	Tyler Haws, 2012-13	34
4	Tyler Haws, 2014-15	34
5	Kyle Collinsworth, 2015-16	34
6	Eric Mika, 2016-17	34
7	Jeff Chatman, 1987-88	33
8	Tyler Haws, 2013-14	33
9	Yoeli Childs, 2017-18	33
10	AI Dybantsa, 2025-26	33

20-Point Games

Rk	Name, Year	#
1	Jimmer Fredette, 2010-11	33
2	Devin Durrant, 1983-84	27
3	Michael Smith, 1988-89	27
4	AI Dybantsa, 2025-26	26

30-Point Games

Rk	Name, Year	#
1	Jimmer Fredette, 2010-11	16
2	Devin Durrant, 1983-84	14
3	Michael Smith, 1988-89	11
4	Jimmer Fredette, 2009-10	8
5	Dick Nemelka, 1965-66	7
6	Tyler Haws, 2013-14	7
7	AI Dybantsa, 2025-26	7

40-Point Games

Rk	Name, Year	#
1	Jimmer Fredette, 2010-11	4
2	Jimmer Fredette, 2009-10	2
3	AI Dybantsa, 2025-26	2

10-Assist Games

Rk	Name, Year	#
1	Kyle Collinsworth, 2015-16	10
2	Kyle Collinsworth, 2014-15	8
3	Matt Montague, 2000-01	7
4	Nathan Call, 1991-92	5
5	Mike May, 1976-77	4
6	TJ Haws, 2019-20	4
7	Randy Reid, 1992-93	3
8	Kresimir Cosic, 1972-73	2
9	Danny Ainge, 1977-78	2
10	Scott Ruma, 1977-78	2
11	Danny Ainge, 1979-80	2
12	Averian Parrish, 1985-86	2
13	Marty Haws, 1988-89	2
14	Robbie Reid, 1994-95	2
15	Randy Reid, 1995-96	2
16	Matt Montague, 1996-97	2
17	Egor Demin, 2024-25	2
18	Robert Wright III, 2025-26	2

3 Blocks Games

Rk	Name, Year	#
1	Shawn Bradley, 1990-91	28
2	Greg Kite, 1982-83	15
3	Greg Kite, 1980-81	12
4	Eric Mika, 2016-17	12
5	Noah Hartsock, 2010-11	11
6	Noah Hartsock, 2011-12	9
7	Russell Larson, 1993-94	8
8	Yoeli Childs, 2017-18	8
9	Matt Haarms, 2020-21	8
10	Keba Keita, 2024-25	8
11	Alan Taylor, 1979-80	7
12	Jeff Chatman, 1986-87	7
13	Yoeli Childs, 2016-17	7
14	Greg Kite, 1981-82	6
15	Alan Pollard, 1984-85	5
16	Alan Pollard, 1985-86	5
17	Jim Usevitch, 1987-88	5
18	Jared Miller, 1989-90	5
19	Russell Larson, 1993-94	5
20	Russell Larson, 1993-94	5
21	Keba Keita, 2024-25	5

5 Blocks Games

Rk	Name, Year	#
1	Shawn Bradley, 1990-91	22
2	Greg Kite, 1980-81	6
3	Greg Kite, 1982-83	6
4	Alan Taylor, 1979-80	4
5	Trent Plaisted, 2007-08	2
6	Yoeli Childs, 2017-18	2
7	Matt Haarms, 2020-21	2
8	Abdullah Ahmed, 2025-26	2
9	Izy Chessman, 1975-76	1
10	Alan Taylor, 1977-78	1
11	Fred Roberts, 1979-80	1
12	Alan Pollard, 1984-85	1
13	Alan Pollard, 1985-86	1
14	Russel Larson, 1992-93	1
15	Russel Larson, 1994-95	1
16	Mekeli Wesley, 2000-01	1
17	Rafael Araujo, 2003-04	1
18	Fernando Malaman, 2005-06	1
19	Trent Plaisted, 2006-07	1
20	James Anderson, 2008-09	1
21	James Anderson, 2010-11	1
22	Noah Hartsock, 2010-11	1
23	Gavin Baxter, 2018-19	1
24	Keba Keita, 2024-25	1
25	Keba Keita, 2025-26	1

Games Started

Rk	Name, Year	GS
1	Jimmer Fredette, 2010-11	37
2	Kyle Davis, 2015-16	37
3	Chase Fischer, 2015-16	37
4	Noah Hartsock, 2010-11	36
5	Brandon Davies, 2012-13	36
6	Tyler Haws, 2012-13	36
7	Kyle Collinsworth, 2015-16	36
8	Sam Burgess, 2007-08	35
9	Lee Cummond, 2007-08	35
10	Ben Murdoch, 2007-08	35
11	Trent Plaisted, 2007-08	35
12	Jackson Emery, 2009-10	35
13	Chris Miles, 2009-10	35
14	Charles Abou, 2011-12	35
15	Brandon Davies, 2011-12	35
16	Nate Austin, 2013-14	35
17	Tyler Haws, 2014-15	35
18	TJ Haws, 2017-18	35
19	Alex Barcello, 2021-22	35
20	Richie Saunders, 2024-25	35
21	Keba Keita, 2024-25	35

Minutes Played

Rk	Name, Year	Min
1	Jimmer Fredette, 2010-11	1,323
2	Chase Fischer, 2015-16	1,257
3	Kyle Collinsworth, 2015-16	1,249
4	Tyler Haws, 2012-13	1,235
5	Devin Durrant, 1983-84	1,225
6	Elijah Bryant, 2017-18	1,215
7	Danny Ainge, 1980-81	1,213
8	Jackson Emery, 2010-11	1,202
9	Yoeli Childs, 2017-18	1,191
10	Fred Roberts, 1980-81	1,187
11	TJ Haws, 2017-18	1,179
12	Robbie Reid, 1994-95	1,158
13	Bob Capener, 1985-86	1,152
14	Nathan Call, 1990-91	1,152
15	Robert Wright III, 2025-26	1,144
16	Tyler Haws, 2013-14	1,143
17	Danny Ainge, 1977-78	1,140
18	AI Dybantsa, 2025-26	1,137

Highest Points Available Percentage*

Rk	Name, Year	Pts	PA	PAP
1	Tom Gneiting, 1986-87	276	421	.656
2	Jared Jensen, 2001-02	258	395	.653
3	Russell Larson, 1992-93	358	550	.651
4	Brian Taylor, 1987-88	326	506	.644
5	Fousseyni Traore, 2023-24	284	442	.643
6	Ken Roberts, 1993-94	409	629	.650
7	Keba Keita, 2024-25	260	415	.627

*Minimum 250 points

Highest Effective Field Goal Percentage*

Rk	Name, Year	FG	3FG	eFG%
1	Zac Seljaas, 2015-16	88-178	68-136	.685
2	Keba Keita, 2024-25	115-171	0-0	.673
3	Lee Cummond, 2007-08	198-348	60-127	.655
4	Lee Cummond, 2006-07	114-206	40-92	.650
5	Nathan Call, 1991-92	98-188	45-85	.641
6	Russell Larson, 1992-93	135-214	0-2	.631
7	Fousseyni Traore, 2023-24	112-179	2-3	.631

*Minimum 250 points

eFG% = (FG + 0.5*3P)/FGA

INDIVIDUAL GAME RECORDS

Points

Rk	Name vs. Opponent, Date	Pts
1	Jimmer Fredette vs. New Mexico, 3/11/21	52
2	Jimmer Fredette at Arizona, 12/28/2009	49
3	Tyler Haws at Portland, 1/23/2014	48
4	Bob Skousen vs. UCLA, 12/2/1961	47
5	Jimmer Fredette at Utah, 1/11/2011	47
6	Jimmer Fredette vs. TCU, 3/11/2010	45
7	Dave Eastis vs. New Mexico, 2/5/1960	44
8	Jimmer Fredette vs. San Diego State, 1/26/2011	43
9	AI Dybantsa vs. Utah, 1/24/2026	43
10	Jimmer Fredette at Colorado State, 1/22/2011	42
11	Tyler Haws vs. Virginia Tech, 12/29/2012	42
12	Timo Saarelainen at New Mexico, 2/17/1985	41
13	Chase Fischer vs. New Mexico, 12/23/2015	41
14	John Fairchild vs. Arizona, 2/26/1965	40
15	Dick Nemelka vs. St. Bonaventure, 12/29/1965	40
16	Danny Ainge vs. Oral Roberts, 12/23/1978	40
17	Marty Haws vs. Siena, 11/24/1989	40
18	AI Dybantsa vs. West Virginia, 3/10/2026	40
19	Bob Skousen at Ohio State, 1/11/1959	39
20	Danny Ainge vs. Utah State, 12/27/1980	39
21	Dick Nemelka vs. Houston, 12/4/1965	39
22	Michael Smith vs. Utah State, 12/19/1987	39
23	Michael Smith vs. La Salle, 12/29/1987	39
24	Jimmer Fredette at UNLV, 1/5/2011	39
25	Elijah Bryant at Portland, 2/23/2017	39
26	Robert Wright III vs. Colorado, 2/14/2026	39

Field Goals Attempted

Rk	Name vs. Opponent, Date	FGA
1	Jimmer Fredette vs. New Mexico, 3/11/21	37
2	John Nicoli vs. New Mexico, 2/7/1958	36
3	Bob Skousen vs. UCLA, 12/2/1961	35
4	Dave Eastis vs. New Mexico, 2/5/1960	35
5	Tyler Haws at Portland, 1/23/2014	35
6	Danny Ainge vs. San Diego State, 1/8/1981	33
7	Joe Richey vs. Niagara, 3/9/1953	31
8	Bob Quinnay vs. Michigan State, 12/23/1963	30
9	John Fairchild vs. Wyoming, 1/11/1964	30
10	Paul Ruffner vs. Georgia, 12/29/1969	29
11	Timo Saarelainen vs. San Diego State, 1/31/1985	29
12	Jimmer Fredette vs. Florida, 3/24/2011	29
13	Joe Richey vs. Wake Forest, 12/30/1952	28
14	Joe Richey vs. Utah, 2/14/1953	28
15	Nick Matejan vs. Denver, 3/4/1965	28
16	Dick Nemelka at Wyoming, 1/15/1966	28
17	Jimmer Fredette at Utah, 1/11/2011	28
18	AI Dybantsa at Arizona, 2/18/2026	28

Free Throws Made

Rk	Name vs. Opponent, Date	FT
1	Jimmer Fredette vs. TCU, 3/11/2010	23
2	TJ Haws at Pepperdine, 1/17/2019	18
3	AI Dybantsa vs. Abilene Christian, 12/19/2025	17

Free Throws Attempted

Rk	Name vs. Opponent, Date	FTA
1	Jimmer Fredette vs. TCU, 3/11/2010	24
2	TJ Haws at Pepperdine, 1/17/2019	22
3	John Nicoli at Utah, 1/24/1958	20
4	Jerry Dahلمان at Arizona State, 1/11/1963	20
5	AI Dybantsa vs. Abilene Christian, 12/19/2025	20

Free Throws Made, No Misses

Rk	Name vs. Opponent, Date	FT
1	Jimmer Fredette vs. UNLV, 2/5/2011	16
2	Andy Toolson vs. Cal, 2/14/1989	14
3	Tyler Haws at Loyola Marymount, 3/2/2013	14
4	Tyler Haws vs. San Francisco, 3/10/2014	14
5	Chase Fischer vs. Pacific, 2/6/2016	14
6	John Benson at New Mexico, 2/4/1957	13
7	Doug Howard vs. Arizona, 2/14/1970	13
8	Verne Thompson at Wyoming, 2/10/1977	13
9	Devin Durrant vs. Saint Joseph's, 12/29/1982	13
10	Marty Haws vs. Hawaii, 2/3/1990	13
11	Russell Larson vs. Fresno State, 1/13/1994	13
12	Yenneth Roberts vs. Southern Utah, 12/9/1994	13
13	Alex Barcello vs. Cleveland State, 11/9/2021	13
14	Richie Saunders at Iowa State, 3/4/2025	13

3-Point Field Goal Made, No Misses

Rk	Name vs. Opponent, Date	3FG
1	Alex Barcello vs. San Francisco, 2/25/2021	7
2	Nathan Call vs. Utah, 3/2/1991	6
3	Brock Zylstra vs. San Francisco, 1/7/2012	6
4	Danny Bower vs. Wyoming, 1/15/1998	5
5	Jonathan Tavernani vs. Colorado State, 2/11/2009	5
6	Nick Emery vs. Loyola Marymount, 2/2/2019	5
7	Zac Seljaas vs. Portland, 1/11/2020	5
8	Andy Toolson vs. UTEP, 1/11/1990	4
9	Nathan Call at Utah, 3/7/1992	4
10	Robbie Reid vs. Nicholls, 12/10/1993	4
11	Robbie Reid vs. Fresno State, 2/23/1995	4
12	Terrell Lyday at South Alabama, 12/21/1999	4
13	Daniel Bobik at Memphis, 3/20/2002	4
14	Mike Hall at San Diego State, 2/7/2005	4
15	Mike Rose vs. Eastern Washington, 12/27/2005	4
16	Austin Ainge vs. San Diego State, 2/22/2006	4
17	Elijah Bryant vs. Pacific, 1/27/2018	4
18	Zac Seljaas at Loyola Marymount, 2/16/2019	4
19	Jake Toolson at Houston, 11/15/2019	4
20	TJ Haws vs. Montana Tech, 11/30/2019	4
21	Alex Barcello at San Francisco, 1/25/2020	4
22	Kanon Catchings vs. Baylor, 1/28/2025	4
23	Tyler Mrus vs. Pacific, 12/16/2025	4
24	Robert Wright III vs. Colorado, 2/14/2026	4

Points-to-Field Goal Attempts Ratio

Rk	Name, Opponent, Date	Pts	FGA	Ratio
1	Alex Barcello vs. Cleveland State, 11/9/2021	24	6	4.00:1 (5-6 FG, 1-2 3FG, 13-13 FT)
2	Robbie Reid vs. Nicholls, 12/10/1993	23	6	3.83:1 (5-6 FG, 3-3 3FG, 9-12 FT)
3	Fred Roberts vs. Western Carolina, 12/12/1981	24	7	3.43:1 (6-7 FG, 0-0 3FG, 12-14 FT)
4	Richie Saunders vs. Pacific, 12/16/2025	24	7	3.43:1 (5-7 FG, 3-4 3FG, 11-12 FT)

IN THE RECORD BOOK

INDIVIDUAL GAME RECORDS - 1ST HALF

3-Point Field Goal Made, No Misses

Rk	Name vs. Opponent, Date	3FG
1	Jonathan Tavemari (Sr.) vs. Air Force, 2/13/2010	5
	Anson Winder (Fr.) vs. Buffalo, 12/20/2011	5
	Jaxson Robinson (So.) vs. Westminster, 11/29/2022	5
4	Todd Christensen (So.) vs. San Diego State, 2/13/1999	4
	Austin Ainge (Sr.) at Air Force, 2/27/2007	4
	Sam Burgess (Sr.) vs. Idaho State, 11/14/2007	4
	Trevin Knell (Sr.) vs. Queens, 11/13/2024	4
	Richie Saunders (Sr.) vs. Kansas, 2/18/2025	4

Steals

Rk	Name vs. Opponent, Date	Stl
1	Marty Haws (Jr.) vs. St. John's, 11/26/1988	5
	Shane Knight (Jr.) vs. Oklahoma Baptist, 12/11/1993	5
	Robbie Reid (So.) at Utah, 3/4/1995	5
	Jackson Emery (Jr.) vs. Southern, 11/24/2009	5
	Jackson Emery (Jr.) vs. Utah, 1/3/2010	5
	Richie Saunders (Sr.) vs. Abilene Christian, 12/19/2025	5

INDIVIDUAL GAME RECORDS - 2ND HALF

3-Point Field Goal Made

Rk	Name vs. Opponent, Date	3FG
1	Richie Saunders (Sr.) vs. Delaware, 11/11/2025	6
2	Nathan Call (Jr.) vs. Utah, 3/2/1991	5
	Jonathan Tavemari (Fr.) at San Diego State, 2/24/2007	5
	Jimmer Fredette (Sr.) at New Mexico, 1/29/2011	5
	Matt Carlino (So.) vs. Baylor, 4/2/2013	5
	Chase Fischer (Sr.) vs. Belmont, 11/28/2015	5
	Zac Seljaas (Fr.) vs. Central Michigan, 12/18/2015	5
	Jake Toolson (Sr.) at Pacific, 1/23/2020	5
	Alex Barcello (Jr.) at Loyola Marymount, 2/13/2020	5
	Trevin Knell (Jr.) vs. Cincinnati, 1/6/2024	5
	Dawson Baker (Jr.) vs. Queens, 11/13/2024	5
	Kenard Davis Jr. (Jr.) vs. Arizona, 1/26/26	5
	Richie Saunders (Sr.) at Kansas, 1/31/2026	5

3-Point Field Goal Made, No Misses

Rk	Name vs. Opponent, Date	3FG
1	Nathan Call (Jr.) vs. Utah, 3/2/1991	5
	Alex Barcello (Jr.) at Loyola Marymount, 2/13/2020	5
	Kenard Davis Jr. (Jr.) vs. Arizona, 1/26/2026	5

Blocks

Rk	Name vs. Opponent, Date	Blk
1	Shawn Bradley vs. Eastern Kentucky, 12/7/1990	9
2	Keba Keita vs. Miami, 11/27/2025	6

INDIVIDUAL GAME RECORDS - EITHER HALF

3-Point Field Goal Made

Rk	Name vs. Opponent, Date	3FG	Half
1	Chase Fischer (Jr.) vs. Chaminade, 11/25/2014	9	1st
2	Andy Toolson (Sr.) vs. Northwestern, 12/21/1989	6	1st
	Jimmer Fredette (Jr.) at Arizona, 12/28/2009	6	1st
	Tyler Haws (So.) vs. Virginia Tech, 12/29/2012	6	1st
	Chase Fischer (Sr.) vs. Portland, 3/9/2015	6	1st
	Alex Barcoll (Jr.) at Pepperdine, 2/12/2022	6	1st
	Richie Saunders (Sr.) vs. Delaware, 11/11/2025	6	2nd

3-Point Field Goal Made, No Misses

Rk	Name vs. Opponent, Date	3FG	Half
1	Nathan Call (Jr.) vs. Utah, 3/2/1991	5	2nd
	Jonathan Tavemari (Sr.) vs. Air Force, 2/13/2010	5	2nd
	Anson Winder (Fr.) vs. Buffalo, 12/20/2011	5	1st
	Alex Barcello (Jr.) at Loyola Marymount, 2/13/2020	5	2nd
	Jaxson Robinson (So.) vs. Westminster, 11/29/2022	5	1st
4	Kenard Davis Jr. (Jr.) vs. Arizona, 1/26/26	5	2nd
	Bryon Ruffner (Jr.) vs. Mississippi State, 12/2/1995	4	2nd
	Danny Bower (Jr.) vs. Wyoming, 1/15/1998	4	2nd
	Todd Christensen (So.) vs. San Diego State, 2/13/1999	4	1st
	Terrill Lyday (Jr.) at South Alabama, 12/21/1999	4	2nd
	Terrill Lyday (Jr.) vs. Bowling Green, 3/15/2000	4	2nd
	Trent Whiting (Sr.) vs. Boise State, 12/21/2000	4	2nd
	Terrill Lyday (Sr.) vs. Air Force, 3/8/2001	4	2nd
	Brock Reichner (Sr.) at Utah State, 12/22/2005	4	2nd
	Austin Ainge (Sr.) at Air Force, 2/27/2007	4	1st
	Sam Burgess (Sr.) vs. Idaho State, 11/14/2007	4	1st
	Charles Abouo (Sr.) vs. Nevada, 11/25/2011	4	2nd
	Nick Emery (Jr.) vs. Loyola Marymount, 2/2/2019	4	2nd
	Trevin Knell (Sr.) vs. Queens, 11/13/2024	4	1st
	Richie Saunders (Jr.) vs. Kansas, 2/18/2025	4	1st

Steals

Rk	Name vs. Opponent, Date	Stl	Half
1	Mark Bigelow (Fr.) vs. Arizona, 11/28/1998	6	2nd
2	Marty Haws (Jr.) vs. St. John's, 11/26/1988	5	1st
	Shane Knight (Jr.) vs. Oklahoma Baptist, 12/11/1993	5	1st
	Robbie Reid (So.) at Utah, 3/4/1995	5	1st
	Jackson Emery (Jr.) vs. Southern, 11/24/2009	5	1st
	Jackson Emery (Jr.) vs. Utah, 1/3/2010	5	1st
	Richie Saunders (Sr.) vs. Abilene Christian, 12/19/2205	5	1st
	Keith Rice (Jr.) vs. North Carolina, 12/28/1997	5	2nd
	Shawn Bradley (Fr.) vs. Arizona State, 12/12/1990	5	2nd
	Jimmer Fredette (So.) at San Diego State, 2/24/2009	5	2nd
	Brandon Davies (Jr.) at Portland, 2/4/2012	5	2nd

Blocks

Rk	Name vs. Opponent, Date	Blk	Half
1	Shawn Bradley vs. Eastern Kentucky, 12/7/1990	9	2nd
2	Shawn Bradley vs. Virginia, 3/14/1991	6	1st
	Shawn Bradley vs. Utah State, 11/24/1990	6	2nd
	Shawn Bradley vs. Tulsa, 12/22/1990	6	2nd
	Keba Keita vs. Miami, 11/27/2025	6	2nd

TEAM SEASON RECORDS

Blocks

Rk	Season	Blk
1	1990-91	246
2	2011-12	154
3	2010-11	150
4	2025-26	147

Longest Winning Streak

Rk	Dates	#
1	Nov. 27, 1987 - Feb. 3, 1988	17
2	Dec. 5, 2009 - Jan. 23 - 2010	15
3	Jan. 6, 1917 - March 16, 1917	14
4	Dec. 6, 1941 - Jan. 30, 1942	13
	Jan. 14, 1993 - Feb. 25, 1993	13
	Nov. 21, 2025 - Jan. 17, 2026	13

TEAM GAME RECORDS

3-Point Field Goals

Rk	Opponent, Date	3FG
1	vs. Westminster, 11/29/2022	19
2	vs. Westminster, 11/25/2020	18
	at Loyola Marymount, 2/13/2020	18
	vs. Iowa State, 3/13/2025	18
5	vs. Chaminade, 11/25/2014	17
	vs. Virginia Tech, 11/27/2019	17
	vs. Pepperdine, 1/30/2020	17
	at Arizona State, 2/26/2025	17
9	at Weber State, 12/18/2021	16
	vs. Northern Iowa, 3/19/2022	16
	vs. Bellarmine, 12/22/2023	16
	vs. Eastern Washington, 12/22/2025	16

3-Point Field Goal Attempts

Rk	Opponent, Date	3FGA
1	vs. Cincinnati, 1/6/2024	46
2	vs. Central Arkansas, 11/5/2024	44
3	vs. Houston Christian, 11/6/2023	43
4	vs. Eastern Washington, 12/22/2025	42

Blocks

Rk	Opponent, Date	Blk
1	vs. Eastern Kentucky, 12/7/1990	15
2	at Wyoming, 1/19/1991	13
	vs. Virginia, 3/14/1991	13
4	at Weber State, 11/29/1990	11
	at Utah State, 12/4/1992	11
	vs. Weber State, 12/17/2005	11
	vs. San Diego State, 1/6/2007	11
	vs. Mississippi Valley State, 11/11/2017	11
9	vs. San Diego State, 3/1/1980	10
	vs. Utah State, 12/27/1980	10
	vs. New Mexico, 1/29/1983	10
	at Utah State, 12/1/1990	10
	vs. Stetson, 12/21/1990	10
	vs. Tulsa, 12/22/1990	10
	vs. Arizona State, 1/7/2026	10

TEAM GAME RECORDS - 1ST HALF

Field Goals Made

Rk	Opponent, Date	FG
1	at Americas, 12/10/1965	29
	vs. Hofstra, 11/30/1983	29
3	vs. Arizona State, 2/27/1965	27
4	vs. Utah, 3/5/1965	27
	at San Diego State, 1/24/1980	27
6	vs. Houston, 12/4/1965	25
	vs. San Diego State, 3/1/1980	25
	vs. Central Connecticut, 1/2/1998	25
9	vs. Michigan State, 12/23/1963	24
	vs. Loyola, 12/20/1966	24
	at Colorado State, 2/21/1980	24
	vs. Utah State, 12/3/1986	24
	vs. Pittsburgh, 12/23/1986	24
	vs. North Texas, 12/8/1989	24
	vs. Holy Cross, 11/8/2025	24

Blocks

Rk	Opponent, Date	Blk
1	vs. San Diego State, 3/1/1980	8
	vs. Southern Utah, 12/21/2017	8
3	vs. Virginia, 3/14/1991	7
	vs. Weber State, 12/7/2011	7
	at Iowa State, 3/6/2024	7
6	vs. Stetson, 12/21/1990	6
	vs. Hawaii, 3/11/1993	6
	vs. Adams State, 11/20/2015	6
	vs. Utah State, 12/9/2015	6
	vs. Pepperdine, 1/19/2017	6
	at Pacific, 1/21/2017	6
	at San Francisco, 2/11/2017	6
	vs. Denver, 12/13/2023	6
	vs. Arizona State, 1/7/2026	6

TEAM GAME RECORDS - 2ND HALF

3-Point Field Goals

Rk	Opponent, Date	3FG
1	at Loyola Marymount, 2/13/2020	12
2	vs. Cincinnati, 1/25/2025	11
3	vs. Eastern Kentucky, 11/29/2014	10
	vs. Santa Clara, 1/31/2015	10
	vs. Arizona, 1/26/2026	10
6	vs. LSU, 3/19/1992	9
	vs. Southern Utah, 12/28/2002	9
	vs. Southern Utah, 12/28/2004	9
	at Utah State, 12/22/2005	9
	at San Diego State, 2/24/2007	9
	vs. Boise State, 12/10/2008	9
	vs. Longwood, 11/18/2011	9
	vs. NC State, 11/24/2023	9
	vs. Bellarmine, 12/22/2023	9
	vs. Eastern Washington, 12/22/2025	9

3-Point Field Goal Attempts

Rk	Opponent, Date	3FGA
1	vs. Houston Christian, 11/6/2023	27
2	vs. Denver, 12/13/2023	24
	vs. Kansas, 2/18/2025	24
4	vs. Central Arkansas, 11/5/2024	23
5	vs. Cincinnati, 1/6/2024	22
	at Arizona State, 2/26/2025	22
	vs. Eastern Washington, 12/22/2025	22

Offensive Rebounds

Rk	Opponent, Date	OReb
1	vs. Queens, 11/13/2024	18
2	vs. Air Force, 1/24/1989	16
3	at Loyola Marymount, 2/7/2025	15
4	at Mississippi State, 12/7/1995	14
	vs. New Mexico, 3/10/2005	14
	vs. Virginia Tech, 12/29/2012	14
	at Kansas State, 2/24/2024	14
	vs. TCU, 1/14/2026	14

TEAM GAME RECORDS - EITHER HALF

3-Point Field Goals

Rk	Opponent, Date	3FGA	Half
1	vs. Chaminade, 11/25/2014	14	1st
2	vs. Westminster, 11/29/2022	13	1st
3	at Loyola Marymount, 2/13/2020	12	2nd
4	at San Francisco, 1/3/2025	11	1st
	vs. Cincinnati, 1/25/2025	11	2nd
6	vs. TCU, 3/2/1999	10	1st
	at Arizona, 12/28/2009	10	1st
	vs. Air Force, 2/13/2010	10	1st
	vs. Ole Miss, 3/17/2015	10	1st
	vs. Eastern Kentucky, 11/29/2014	10	2nd
	vs. Santa Clara, 1/31/2015	10	2nd
	vs. Houston Christian, 11/6/2023	10	1st
	at Texas Tech, 1/20/2024	10	1st
	vs. Kansas, 2/18/2025	10	1st
	at Arizona State, 2/26/2025	10	1st
	vs. Iowa State, 3/13/2025	10	1st
	vs. Arizona, 1/26/2026	10	2nd

3-Point Field Goal Attempts

Rk	Opponent, Date	3FGA	Half
1	vs. Houston Christian, 11/6/23	27	1st
2	vs. Denver, 12/13/2023	24	1st
	vs. Cincinnati, 1/6/2024	24	2nd
	vs. Kansas, 2/18/2025	24	1st
5	at Loyola Marymount, 2/13/2020	23	2nd
	vs. Central Arkansas, 11/5/2024	23	1st
7	vs. Cincinnati, 1/6/2024	22	1st
	vs. Queens, 11/13/2024	22	2nd</

IN THE RECORD BOOK

Assists

Rk	Name, Year	G	Ast	Avg
1	Egor Demin, 2024-25	33	180	5.5
2	Danny Ange, 1977-78	30	158	5.3
3	Randy Reid, 1992-93	34	141	4.1
4	Matt Montague, 1996-97	26	131	5.0
5	AJ Dybantsa, 2025-26	33	127	3.8

Assists Per Game*

Rk	Name, Year	G	Ast	Avg
1	Egor Demin, 2024-25	33	180	5.5
2	Danny Ange, 1977-78	30	158	5.3
3	Matt Montague, 1996-97	26	131	5.0
4	Matt Carloino, 2011-12	25	115	4.6
5	Randy Reid, 1992-93	34	141	4.1
6	AJ Dybantsa, 2025-26	33	127	3.8
7	Scott Sinek, 1981-82	30	100	3.3
8	TJ Haws, 2016-17	34	110	3.2
9	Dallin Hall, 2022-23	34	108	3.18
10	Marty Haws, 1986-87	32	99	3.1

*Minimum 20 Games Played

Steals

Rk	Name, Year	Stl
1	Danny Ange, 1977-78	60
2	Kyle Collinsworth, 2010-11	39
3	Mark Bigelow, 1998-99	38
4	Egor Demin, 2024-25	38
5	AJ Dybantsa, 2025-26	37

Steals Per Game*

Rk	Name, Year	G	Stl	Avg
1	Danny Ange, 1977-78	30	60	2.0
2	Matt Carloino, 2011-12	25	36	1.44
3	Mark Bigelow, 1998-99	28	38	1.36
4	Egor Demin, 2024-25	33	38	1.15
5	AJ Dybantsa, 2025-26	33	37	1.12
6	Kyle Collinsworth, 2010-11	36	39	1.083
7	Michael Vranes, 1998-99	28	29	1.036
8	Robbie Reid, 1993-94	32	33	1.031
9	Anson Winder, 2011-12	34	35	1.029
10	TJ Haws, 2016-17	34	34	1.000
	Matt Montague, 1996-97	26	26	1.00

*Minimum 20 Games Played

Turnovers

Rk	Name, Year	#
1	Danny Ange, 1977-78	104
2	Matt Montague, 1996-97	104
3	AJ Dybantsa, 2025-26	88

Double Figure Scoring Games

Rk	Name, Year	#
1	AJ Dybantsa, 2025-26	33
2	Danny Ange, 1977-78	29

20-Point Games

Rk	Name, Year	#
1	AJ Dybantsa, 2025-26	26
2	Danny Ange, 1977-78	18

30-Point Games

Rk	Name, Year	#
1	AJ Dybantsa, 2025-26	7
2	Danny Ange, 1977-78	2
3	Mekeli Wesley, 1997-98	2

10-Assist Games

Rk	Name, Year	#
1	Randy Reid, 1992-93	3
2	Danny Ange, 1977-78	2
3	Matt Montague, 1996-97	2
4	Egor Demin, 2024-25	2
5	Scott Sinek, 1981-82	1
6	Marty Haws, 1986-87	1
7	Shawn Opuni, 2001-02	1
8	Matt Carloino, 2011-12	1
9	AJ Dybantsa, 2025-26	1

5-Steals Games

Rk	Name, Year	#
1	Danny Ange, 1977-78	3
2	Nathan Call, 1986-87	1
3	Shawn Bradley, 1990-91	1
4	Mark Bigelow, 1998-99	1
5	Zac Seljaas, 2015-16	1
6	AJ Dybantsa, 2025-26	1

Double-Doubles

Rk	Name, Year	#
1	Shawn Bradley, 1990-91	10
2	Fousseyni Traore, 2021-22	9
3	Mark Handy, 1973-74	7
4	Trent Plaisted, 2005-06	6
5	Eric Mika, 2013-14	5
6	Yoeli Childs, 2016-17	5
7	Russell Larson, 1991-92	4
8	Mark Bigelow, 1998-99	4
9	AJ Dybantsa, 2025-26	4

Minutes Played

Rk	Name, Year	Min
1	Danny Ange, 1977-78	1,140
2	AJ Dybantsa, 2025-26	1,137

FRESHMAN GAME RECORDS

Points Scored

Rk	Name vs. Opponent, Date	PTS
1	AJ Dybantsa vs. Utah, 1/24/2026	43
2	AJ Dybantsa vs. Kansas State, 3/10/2026	40
3	Danny Ange at Idaho State, 12/3/1977	36
4	AJ Dybantsa at Oklahoma State, 2/4/2026	36
5	AJ Dybantsa at Baylor, 2/10/2026	36
6	AJ Dybantsa vs. Abilene Christian, 12/19/2025	35
7	AJ Dybantsa at Arizona, 2/18/2026	35
8	Danny Ange vs. Arizona State, 1/21/1978	33
9	Mark Bigelow at Washington State, 12/8/1998	33
10	AJ Dybantsa vs. Eastern Washington, 12/22/2025	33

Field Goals Made

Rk	Name vs. Opponent, Date	FG
1	AJ Dybantsa vs. Utah, 1/24/2026	15
2	AJ Dybantsa vs. Kansas State, 3/10/2026	15
3	Danny Ange at Idaho State, 12/3/1977	14
4	AJ Dybantsa at Baylor, 2/10/2026	14
5	Danny Ange at San Diego State, 12/23/1997	13
6	Fred Roberts at UTEP, 2/10/1979	13
7	Matt Carloino at San Francisco, 2/16/2012	13
8	AJ Dybantsa at Oklahoma State, 2/4/2026	13
9	AJ Dybantsa at Arizona, 2/18/2026	13
10	Danny Ange at Bradley, 12/17/1977	12
11	Danny Ange vs. Arizona, 1/19/1978	12
12	Steve Craig at New Mexico, 2/28/1976	11
13	Danny Ange vs. North Carolina, 12/28/1977	11
14	Danny Ange vs. Arizona State, 1/21/1978	11
15	Danny Ange at Arizona, 2/18/1978	11
16	Devin Durrant at Colorado State, 1/25/1979	11
17	Shawn Bradley at Wyoming, 1/19/1991	11
18	Mark Bigelow at Washington State, 12/8/1998	11
19	AJ Dybantsa vs. UC Riverside, 12/13/2025	11
20	AJ Dybantsa vs. Eastern Washington, 12/22/2025	11
21	AJ Dybantsa vs. UCF, 2/24/2026	11
22	AJ Dybantsa vs. West Virginia, 3/11/2026	11

Field Goals Attempted

Rk	Name vs. Opponent, Date	FGA
1	AJ Dybantsa at Arizona, 2/18/2026	28
2	AJ Dybantsa vs. Texas Tech, 3/7/2026	25
3	AJ Dybantsa vs. Utah, 1/24/2026	24
4	AJ Dybantsa vs. Arizona, 1/26/2026	24
5	AJ Dybantsa vs. West Virginia, 3/11/2026	24
6	Danny Ange at Idaho State, 12/3/1977	23
7	Matt Carloino at Gonzaga, 2/23/2012	23
8	Danny Ange at Utah, 3/4/1978	22
9	AJ Dybantsa vs. TCU, 1/14/2026	22
10	AJ Dybantsa vs. UCF, 2/24/2026	22

3-Point Field Goals Made

Rk	Name vs. Opponent, Date	3FG
1	Mike Rose vs. Southern Utah, 11/21/2003	8
2	Zac Seljaas vs. Central Michigan, 12/18/2015	7
3	Michael Vranes at UC Irvine, 12/22/1998	6
4	Jonathan Tavernier vs. TCU, 1/10/2007	6
5	Anson Winder vs. Buffalo, 12/20/2011	6
6	Zac Seljaas vs. San Francisco, 1/9/2016	6
7	TJ Haws at San Diego, 1/14/2017	6
8	Robbie Reid at San Diego State, 1/20/1994	5
9	Mark Bigelow vs. Louisiana Tech, 12/11/1998	5
10	Michael Vranes vs. TCU, 3/2/1999	5
11	Jonathan Tavernier at San Diego State, 2/24/2007	5
12	Jake Toolson vs. Southern Virginia, 11/19/2014	5
13	Zac Seljaas vs. Creighton, 3/22/2016	5
14	TJ Haws at Gonzaga, 2/25/2017	5
15	Caleb Lohner at Pacific, 2/18/2021	5
16	Kanon Catchings vs. Ole Miss, 11/28/2004	5
17	Aleksej Kostic vs. UC Riverside, 12/13/2025	5
18	AJ Dybantsa at Oklahoma State, 2/4/2026	5

Free Throws Made

Rk	Name vs. Opponent, Date	FTM
1	AJ Dybantsa vs. Abilene Christian, 12/19/2025	17
2	Mekeli Wesley at UTEP, 2/28/1998	16
3	Russell Larson vs. Utah State, 12/13/1991	16
4	Danny Ange at Utah State, 12/21/1977	11
5	Danny Ange vs. Rhode Island, 12/29/1977	11
6	Danny Ange vs. Arizona State, 1/21/1978	11
7	Fred Roberts vs. Colorado State, 2/24/1979	11
8	Mekeli Wesley vs. Washington, 12/9/1997	11
9	Mekeli Wesley vs. UTEP, 1/31/1998	11
10	Mekeli Wesley at Utah, 2/25/1998	11
11	Mark Bigelow vs. Arizona, 11/28/1998	11
12	Mark Bigelow vs. California, 12/19/1998	11
13	Eric Mika vs. Oregon, 3/20/2014	11
14	AJ Dybantsa vs. Wisconsin, 11/21/2025	11
15	AJ Dybantsa vs. Arizona, 1/26/2026	11

Free Throws Attempted

Rk	Name vs. Opponent, Date	FTA
1	AJ Dybantsa vs. Abilene Christian, 12/19/2025	20
2	Mekeli Wesley at UTEP, 2/28/1998	18
3	Shawn Bradley vs. Arizona State, 12/12/1990	16
4	Eric Mika vs. Oregon, 03/20/2024	16
5	AJ Dybantsa vs. Arizona, 1/26/2026	16
6	Russell Larson vs. Utah State, 12/13/1991	15
7	Fred Roberts vs. Colorado State, 2/24/1979	14
8	Robbie Reid at Air Force, 2/17/1994	13
9	Yoeli Childs vs. CSU Bakersfield, 12/22/2016	13
10	Danny Ange vs. McNeese State, 12/13/1977	12
11	Danny Ange vs. Rhode Island, 12/29/1977	12
12	Danny Ange at Hawaii, 12/39/1977	12
13	Devin Durrant vs. UTEP, 1/11/1979	12
14	Fred Roberts vs. Wyoming, 2/22/1979	12
15	Shawn Bradley vs. Utah State, 11/24/1990	12
16	Shawn Bradley vs. Eastern Kentucky, 12/7/1990	12
17	Robbie Reid vs. Nicholls, 12/10/1993	12
18	Mekeli Wesley vs. Washington, 12/9/1997	12
19	Mekeli Wesley vs. UTEP, 1/31/1998	12
20	Jared Jensen vs. San Diego State, 1/12/2002	12
21	AJ Dybantsa vs. Wisconsin, 11/21/2025	12
22	AJ Dybantsa vs. Houston, 2/7/2026	12

Assists

Rk	Name vs. Opponent, Date	Ast
1	Danny Ange vs. Long Beach State, 11/28/1977	13
2	Scott Sinek, 12/26/1981	13
3	Danny Ange vs. Utah State, 1/7/1978	12
4	Mary Haws at Iowa, 12/9/1986	11
5	Matt Montague at Weber State, 12/4/1996	11
6	Matt Carloino vs. Buffalo, 12/20/2011	11
7	Egor Demin vs. Central Arkansas, 11/5/2024	11
8	Randy Reid vs. Oklahoma, 12/21/992	10
9	Randy Reid vs. Oregon, 12/28/1992	10
10	Randy Reid vs. Oregon State, 12/29/1992	10
11	Matt Montague vs. San Diego State, 12/31/1996	10
12	Shawn Opuni vs. Fort Lewis, 12/12/2001	10
13	Egor Demin at Arizona State, 2/26/2025	10
14	AJ Dybantsa vs. Eastern Washington, 12/22/2025	10

Steals

Rk	Name vs. Opponent, Date	Stl
1	Mark Bigelow vs. Arizona, 11/28/1998	9
2	Danny Ange at Idaho State, 12/3/1977	5
3	Danny Ange vs. Montana, 12/9/1977	5
4	Danny Ange vs. Cal State Fullerton, 12/10/1977	5
5	Nathan Call at New Mexico, 1/10/1987	5
6	Shawn Bradley vs. Arizona State, 12/12/1990	5
7	AJ Dybantsa vs. UC Riverside, 12/13/2025	5

Minutes Played

Rk	Name vs. Opponent, Date	Min
1	Alan Pollard vs. Utah, 3/2/1985	51
2	Danny Ange vs. Utah State, 1/7/1978	47
3	Danny Ange at UTEP, 1/28/1978	45
4	Brian Taylor vs. Utah, 3/5/1983	45
5	Chris Nikchevich vs. Utah, 3/5/1983	44
6	Matt Montague vs. San Diego State, 12/31/1996	44
7	AJ Dybantsa vs. Colorado, 2/14/2026	43

Points-to-Field Goal Attempts Ratio (Minimum 20 points)

Rk	Name, Opponent, Date	Pts	FGA	Ratio
1	Robbie Reid vs. Nicholls, 12/10/1993	23	6	3.83:1
2	AJ Dybantsa vs. Abilene Christian, 12/19/2025	35	12	2.92:1
3	AJ Dybantsa vs. Baylor, 1/28/2025	23	8	2.88:1
4	Tyler Haws vs. Nevada, 12/22/2009	20	7	2.86:1
5	Shawn Bradley vs. Utah State, 11/24/1990	21	8	2.63:1
6	Kenneth Roberts at Air Force, 2/23/1991	21	8	

IN THE RECORD BOOK

Offensive Rebounds

Rk	Name vs. Opponent, Date	OReb
1	Russell Larson (Fr.) vs. Utah State, 11/26/1991	7
2	Bryon Ruffner (Jr.) vs. Boise State, 11/25/1995	6
3	Mike Hall (Jr.) vs. Southern Utah, 11/21/2003	5
4	Keena Young (So. vs. North Carolina, 11/22/2004	5
5	Nathan Cooper (Fr.) vs. Boise State, 11/25/1995	4
6	Keba Keita (Jr.) vs. Central Arkansas, 11/05/2024	4

Blocks

Rk	Name vs. Opponent, Date	Blk
1	Shawn Bradley (Fr.) vs. East Tennessee State, 11/14/1990	5
2	Russell Larson (Fr.) vs. Utah State, 11/26/1991	3
3	Eric Mika (Fr.) vs. Weber State, 11/8/2013	3
4	Fousseyni Traore (Fr.) vs. Cleveland State, 11/9/2021	3
5	Kanon Catchings (Fr.) vs. Central Arkansas, 11/5/2024	3
6	Fred Roberts (Fr.) vs. Hawaii, 11/24/1978	2
7	Gavin McGregor (So.) vs. Portland, 11/22/2006	2
8	Kyle Davis (Jr.) vs. Utah Valley, 11/13/2015	2
9	Connor Harding (Fr.) vs. Nevada, 11/06/2018	2
10	Mihailo Boskovic (Jr.) vs. Central Arkansas, 11/05/2024	2

CONFERENCE CAREER RECORDS

3-Point Field Goals Made

Rk	Name, Years	3FG
1	Jimmer Fredette, 2007-11	139
2	Jonathan Tavernani, 2006-10	133
3	TJ Haws, 2016-20	127
4	Trevin Knell, 2019-25	111
5	Richie Saunders, 2022-26	109

3-Point Field Goal Attempts

Rk	Name, Years	3FGA
1	TJ Haws, 2016-20	336
2	Jimmer Fredette, 2007-11	331
3	Jonathan Tavernani, 2006-10	313
4	Jackson Emery, 2005-06, 08-11	285
5	Trevin Knell, 2019-25	278
6	Richie Saunders, 2022-26	276

Blocks Per Game*

Rk	Name, Year	G	Blk	Avg
1	Shawn Bradley, 1990-91	16	72	4.5
2	Greg Kite, 1979-83	58	115	2.0
3	Keba Keita, 2024-26	35	51	1.46
4	Eric Mika, 2013-14, 16-17	34	49	1.44
5	Russell Larson, 1991-95	70	90	1.29
6	Yoeli Childs, 2016-20	63	77	1.22
7	Alan Taylor, 1976-80	54	65	1.20

30-Point Games

Rk	Name, Years	#
1	Devin Durrant, 1978-80, 82-84	12
2	Jimmer Fredette, 2007-11	11
3	Michael Smith, 1983-84, 86-89	10
4	Danny Ainge, 1977-81	7
5	Tyler Haws, 2009-10, 12-15	5
6	John Fairchild, 1963-65	4
7	AJ Dybantsa, 2025-present	4
8	Dave Eastis, 1958-61	3
9	Dick Nemelka, 1963-66	3
10	Kresimir Cosic, 1970-73	3
11	Timo Saarelainen, 1980-85	3
12	Russell Larson, 1991-95	3
13	Ken Roberts, 1990-91, 93-96	3
14	Richie Saunders, 2022-present	3

CONFERENCE SEASON RECORDS

Points Scored

Rk	Name, Year	G	Pts	Avg
1	Jimmer Fredette, 2010-11	16	502	31.4
2	Devin Durrant, 1983-84	16	480	30.0
3	AJ Dybantsa, 2025-26	18	466	25.9

Scoring Average*

Rk	Name, Year	G	Pts	Avg
1	Jimmer Fredette, 2010-11	16	502	31.4
2	Devin Durrant, 1983-84	16	480	30.0
3	Michael Smith, 1988-89	16	441	27.6
4	AJ Dybantsa, 2025-26	18	466	25.9
5	Danny Ainge, 1980-81	16	391	24.4
6	John Fairchild, 1964-65	10	241	24.1
7	Devin Durrant, 1982-83	16	381	23.8
8	Tyler Haws, 2013-14	18	423	23.5
9	Timo Saarelainen, 1984-85	16	368	23.0
10	Dave Eastis, 1959-60	13	298	22.9

Field Goals Made

Rk	Name, Year	FG
1	Devin Durrant, 1983-84	170
2	Michael Smith, 1988-89	164
3	AJ Dybantsa, 2025-26	160

Field Goal Attempts

Rk	Name, Year	FGA
1	Jimmer Fredette, 2010-11	342
2	AJ Dybantsa, 2025-26	340

Field Goal Percentage*

Rk	Name, Year	FG	FGA	Pct
1	Keba Keita, 2024-25	45	65	.692
2	Keba Keita, 2024-25	62	90	.689
3	Gavin Baxter, 2018-19	47	69	.681
4	Tom Oreling, 1986-87	55	83	.663
5	Kolby Lee, 2019-20	43	65	.662
6	Eric Nielsen, 2000-01	35	53	.6604
7	Mark Durrant, 1992-93	31	47	.660
8	Alan Taylor, 1978-79	67	104	.644
9	Bob Skousens, 1961-62	74	116	.638
10	Fousseyni Traore, 2021-22	71	115	.635

*Minimum 30 FG Made

3-Point Field Goals Made

Rk	Name, Year	3FG
1	Jimmer Fredette, 2010-11	57
2	Chase Fischer, 2015-16	53
3	Richie Saunders, 2024-25	51

3-Point Field Attempts

Rk	Name, Year	3FGA
1	Chase Fischer, 2015-16	139
2	Jimmer Fredette, 2010-11	133
3	Jackson Emery, 2010-11	119
4	Elijah Bryant, 2017-18	116
5	Chase Fischer, 2014-15	115
6	Jarson Robinson, 2023-24	114
7	Richie Saunders, 2024-25	113

3-Point Field Goals Per Game

Rk	Name, Year	G	3FG	3FG/F
1	Jimmer Fredette, 2010-11	16	57	3.6
2	Chase Fischer, 2015-16	18	53	2.944
3	Jackson Emery, 2010-11	16	47	2.938
4	Alex Barcello, 2021-22	15	41	2.73
5	Richie Saunders, 2025-26	11	30	2.73
6	Chas Fischer, 2014-15	18	48	2.67
7	Danny Bower, 1997-98	14	37	2.6
8	Richie Saunders, 2024-25	20	51	2.55
9	Elijah Bryant, 2017-18	18	45	2.50
10	TJ Haws, 2016-17	18	44	2.44

*Minimum 30 FG Made

Free Throws Made

Rk	Name, Year	FT
1	Jimmer Fredette, 2010-11	145
2	Devin Durrant, 1983-84	140
3	Kenneth Roberts, 1995-96	128
4	Devin Durrant, 1982-83	121
5	Tyler Haws, 2013-14	114
6	Eric Mika, 2016-17	114
7	Russell Larson, 1993-94	114
8	Tyler Haws, 2014-15	114
9	AJ Dybantsa, 2025-26	114

Free Throw Attempts

Rk	Name, Year	FTA
1	Devin Durrant, 1983-84	178
2	Jimmer Fredette, 2010-11	161
3	Devin Durrant, 1982-83	160
4	Timo Saarelainen, 1984-85	158
5	Kenneth Roberts, 1995-96	158
6	AJ Dybantsa, 2025-26	154

Blocks

Rk	Name, Year	G	Blk	Avg
1	Shawn Bradley, 1990-91	16	72	4.5
2	Greg Kite, 1982-83	16	50	3.1
3	Eric Mika, 2016-17	18	37	2.1
4	Russell Larson, 1994-95	18	33	1.8
5	Kyle Davis, 2015-16	18	32	1.8
6	Greg Kite, 1980-81	16	31	1.9
7	Yoeli Childs, 2017-18	18	29	1.6
8	Alan Taylor, 1979-80	14	27	1.9
9	Keba Keita, 2025-26	17	28	1.6
10	Brandon Davies, 2011-12	16	25	1.6
11	Abdullah Ahmed, 2025-26	16	25	1.6

Blocks Per Game*

Rk	Name, Year	G	Blk	Avg
1	Shawn Bradley, 1990-91	16	72	4.5
2	Greg Kite, 1982-83	16	50	3.1
3	Eric Mika, 2016-17	18	37	2.1
4	Greg Kite, 1980-81	16	31	1.94
5	Alan Taylor, 1979-80	14	27	1.93
6	Russell Larson, 1994-95	18	33	1.83
7	Kyle Davis, 2015-16	18	32	1.778
8	Keba Keita, 2025-26	17	28	1.647
9	Yoeli Childs, 2017-18	18	29	1.61
10	Jim Usevitch, 1987-88	15	24	1.60
11	Gavin Baxter, 2018-19	15	24	1.60
12	Abdullah Ahmed, 2025-26	15	25	1.56

*Minimum 10 Games Played

CONFERENCE GAME RECORDS

Points Scored

Rk	Name vs. Opponent, Date	Pts
1	Tyler Haws at Portland, 1/23/2024	48
2	Jimmer Fredette at Utah, 1/11/2011	47
3	Dave Eastis vs. New Mexico, 2/5/1960	44
4	Jimmer Fredette vs. San Diego State, 1/26/2011	43
5	AJ Dybantsa vs. Utah, 1/24/2026	43
6	Jimmer Fredette at Colorado State, 1/22/2011	42
7	Timo Saarelainen at New Mexico, 2/7/1985	41
8	John Fairchild vs. Arizona, 2/26/1965	40
9	Jimmer Fredette at UNLV, 1/5/2011	39
10	Elijah Bryant at Portland, 2/23/2017	39
11	Robert Wright III vs. Colorado, 2/14/2026	39

3-Point Field Goal Made

Rk	Name vs. Opponent, Date	3FG
1	Alex Barcello at Pepperdine, 2/26/2022	9
2	Trevin Knell vs. Cincinnati, 1/6/2024	9
3	Mike Rose vs. UNLV, 2/3/2007	8
4	Matt Carlino vs. Portland, 2/22/2014	8
5	Jimmer Fredette at UNLV, 1/5/2011	7
6	Elijah Bryant at Portland, 2/23/2017	7
7	Jake Toolson vs. Pepperdine, 1/30/2020	7
8	Alex Barcello vs. San Francisco, 2/25/2021	7
9	Andy Toolson at New Mexico, 1/5/2011	6
10	Nathan Call vs. Utah, 3/2/1991	6
11	Brock Reicher at Utah, 2/8/2006	6
12	Jonathan Tavernani vs. TCU, 1/10/2007	6
13	Jimmer Fredette at Colorado State, 2/17/2010	6
14	Jackson Emery at UNLV, 1/5/2011	6
15	Jimmer Fredette at Utah, 1/11/2011	6
16	Jimmer Fredette at New Mexico, 1/29/2011	6
17	Brock Zylstra vs. San Francisco, 1/7/2012	6
18	Matt Carlino at Pacific, 2/13/2014	6
19	Chase Fischer at San Francisco, 1/3/2015	6
20	Chase Fischer at Pacific, 1/2/2016	6
21	Zac Seljaas vs. San Francisco, 1/9/2016	6
22	TJ Haws at San Diego, 1/14/2017	6
23	Jake Toolson at Pacific, 1/23/2020	6
24	Jake Toolson at Portland, 2/6/2020	6
25	Jimmer Fredette at Loyola Marymount, 2/13/2020	6
26	Richie Saunders vs. Arizona State, 12/31/2024	6
27	Richie Saunders at UCF, 2/1/2025	6
28	Richie Saunders at Arizona State, 2/26/2025	6
29	Richie Saunders vs. Arizona State, 1/7/2026	6
30	Richie Saunders at Kansas, 1/31/2026	6

3-Point Field Goals Made, No Misses

Rk	Name vs. Opponent, Date	3FG
1	Alex Barcello vs. San Francisco, 2/25/2021	7
2	Nathan Call vs. Utah, 3/2/1991	6
3	Brock Zylstra vs. San Francisco, 1/7/2012	6
4	Danny Bower vs. Wyoming, 1/15/1998	5
5	Jonathan Tavernani vs. Colorado State, 2/11/2009	5
6	Nick Emery vs. Loyola Marymount, 2/2/2019	5
7	Zac Seljaas vs. Portland, 1/11/2020	5
8	Andy Toolson vs. UTEP, 3/11/1990	4
9	Nathan Call at Utah, 3/7/1992	4
10	Robbie Reid vs. Fresno State, 2/23/1995	4
11	Mike Hall at San Diego State, 2/7/2005	4
12	Austin Ainge vs. San Diego State, 2/22/2006	4
13	Elijah Bryant vs. Pacific, 1/27/2018	4
14	Zac Seljaas vs. Loyola Marymount, 2/16/2019	4
15	Alex Barcello at San Francisco, 1/25/2020	4
16	Kanon Catchings vs. Baylor, 1/28/2025	4
17	Robert Wright III vs. Colorado, 2/14/2026	4

Free Throws Made, No Misses

Rk	Name vs. Opponent, Date	FT
1	Jimmer Fredette vs. UNLV, 2/5/2011	16
2	Tyler Haws at Loyola Marymount, 3/2/2013	14
3	Chase Fischer vs. Pacific, 2/6/2016	14
4	John Benson at New Mexico, 2/4/1957	13
5	Doug Howard vs. Arizona, 2/14/1970	13
6	Verne Thompson at Wyoming, 1/20/1977	13
7	Marty Haws vs. Hawaii, 2/3/1990	13
8	Russell Larson vs. Fresno State, 1/13/1994	13
9	Richie Saunders at Iowa State, 3/4/2025	13

Offensive Rebounds

Rk	Name vs. Opponent, Date	OReb
1	Steve Schremer vs. New Mexico, 1	

IN THE RECORD BOOK

3-Point Field Goal Percentage*

Rk	Name, Years	3FG	3FGA	Pct
1	Noah Hartsock, 09, 10, 11, 12	9	14	.643
2	Mike Rose, 04, 07	5	8	.625
3	Nathan Call, 87, 88, 91, 92	7	12	.583
4	Chase Fischer, 15	6	12	.500
5	Tyler Haws, 10, 14, 15	6	13	.462
6	Jaxson Robinson, 24	5	11	.455
7	Nick Sanderson, 92, 93	13	31	.419
8	Andy Toolson, 88, 90	5	13	.385
	Richie Saunders, 24, 25	5	13	.385

*Minimum 5 3FG Made

Free Throw Percentage*

Rk	Name, Years	FT	FTA	Pct
1	Richie Saunders, 24, 25	13	13	1.000
2	Tyler Haws, 10, 14, 15	16	17	.941
3	Noah Hartsock, 09, 10, 11, 12	11	12	.917
4	Mike Gardner, 65	10	11	.909
	Charles Abou, 09, 10, 11, 12	10	11	.909
6	Kresimir Cosic, 71, 72	23	26	.885
7	Danny Ange, 79, 80, 81	29	33	.879
8	Michael Smith, 84, 87, 88	14	16	.875
9	Jimmer Fredette, 08, 09, 10, 11	47	55	.855
10	Fousseyni Traore, 24, 25	11	13	.846

*Minimum 10 FT Made

Blocks

Rk	Name, Years	G	Blk	Avg
1	Shawn Bradley, 91	2	12	6.0
2	Keba Keita, 25	3	8	2.7

Blocks Per Game*

Rk	Name, Years	G	Blk	Avg
1	Shawn Bradley, 91	2	12	6.0
2	Keba Keita, 25	3	8	2.7

*Minimum 5 Games Played or 5 Career Blocks

Steals

Rk	Name, Years	G	Stl	Avg
1	Danny Ange, 79, 80, 81	6	12	2.0
2	Jonathan Tavernari, 07, 08, 09, 10	5	9	1.8
	Jimmer Fredette, 08, 09, 10, 11	7	9	1.3
	Jackson Emery, 09, 10, 11	6	9	1.5
	Noah Hartsock, 09, 10, 11, 12	8	9	1.1
6	Nathan Call, 87, 88, 91, 92	6	8	1.3
	Kyle Collinsworth, 11, 15	4	8	2.0
8	Steve Craig, 79, 80, 81	6	7	1.2
9	Brandon Davies, 10, 11, 12	4	6	1.5
	Charles Abou, 09, 10, 11, 12	8	6	0.8
	Richie Saunders, 24, 25	4	6	1.5

NCAA TOURNAMENT GAME RECORDS

Field Goals Made

Rk	Name vs. Opponent, Date	FG
1	Danny Ange vs. UCL, 3/14/1981	14
2	Jimmer Fredette vs. Florida, 3/18/2010	13
	Tyler Haws vs. Ole Miss, 3/17/2015	13
4	Joe Nelson vs. UCLA, 3/25/1950	12
5	Devin Durrant vs. Kentucky, 3/17/1984	11
	Jeff Chatman vs. New Orleans, 3/12/1987	11
	Michael Smith vs. Charlotte, 3/17/1988	11
	Jimmer Fredette vs. Gonzaga, 3/19/2011	11
	Jimmer Fredette vs. Florida, 3/24/2011	11
10	Mel Hutchins vs. San Jose State, 3/21/1951	10
	Bob Quinney vs. Oklahoma City, 3/13/1965	10
	Alan Taylor vs. Clemson, 3/8/1980	10
	Kenneth Roberts vs. Tulane, 3/16/1995	10
	Keena Young vs. Xavier, 3/15/2007	10
	Jimmer Fredette vs. Wofford, 3/17/2011	10
	Noah Hartsock vs. Iona, 3/13/2012	10
	Richie Saunders vs. Alabama, 3/27/2025	10

Field Goal Percentage*

Rk	Name, Years	FG	FGA	Pct
1	Doug Richards vs. Long Beach State, 3/11/1972	9	10	.900
2	Alan Taylor vs. Clemson, 3/8/1980	10	12	.833
3	Russell Larson vs. SMU, 3/18/1993	9	11	.818
4	Steve Kramer vs. Oklahoma City, 3/14/1965	8	11	.727
5	Noah Hartsock vs. Iona, 3/13/2012	10	14	.714
	Richie Saunders vs. Alabama, 3/27/2025	10	14	.714

3-Point Field Goals Made

Rk	Name vs. Opponent, Date	3FG
1	Jimmer Fredette vs. Gonzaga, 3/19/2011	7
2	Nick Sanderson vs. Kansas, 3/20/1993	6
	Chase Fischer vs. Ole Miss, 3/17/2015	6
4	Nick Sanderson vs. LSU, 3/19/1992	5
	Mike Rose vs. Xavier, 3/15/2007	5
	Tyler Haws vs. Ole Miss, 3/17/2015	5
	Jaxson Robinson vs. Duquesne, 3/21/2024	5
8	Michael Smith vs. Louisville, 3/19/1988	4
	Luiz Lemos vs. Syracuse, 3/18/2004	4
	Trevin Knell vs. Wisconsin, 3/22/2025	4
11	Andy Toolson vs. Louisville, 3/19/1988	3
	Mark Heslop vs. LSU, 3/19/1992	3
	Nahan Call vs. LSU, 3/19/1992	3
	Robbie Reid vs. Tulane, 3/16/1995	3
	Trent Whiting vs. Cincinnati, 3/15/2001	3
	Mark Bigelow vs. Syracuse, 3/18/2004	3
	Mike Hall vs. Syracuse, 3/18/2004	3
	Jonathan Tavernari vs. Texas A&M, 3/20/2008	3
	Jonathan Tavernari vs. Texas A&M, 3/19/2009	3
	Michael Lloyd Jr. vs. Florida, 3/18/2010	3
	Jimmer Fredette vs. Florida, 3/18/2010	3
	Jackson Emery vs. Florida, 3/20/2010	3
	Jackson Emery vs. Gonzaga, 3/19/2011	3
	Noah Hartsock vs. Gonzaga, 3/19/2011	3
	Jimmer Fredette vs. Florida, 3/24/2011	3
	Jackson Emery vs. Florida, 3/24/2011	3
	Craig Cusick vs. Marquette, 3/15/2011	3
	Skyler Halford vs. Ole Miss, 3/17/2015	3
	Egor Demin vs. VCU, 3/20/2025	3
	Richie Saunders vs. Wisconsin, 3/22/2025	3

Offensive Rebounds

Rk	Name vs. Opponent, Date	OReb
1	Michael Smith vs. New Orleans, 3/12/1987	7
2	Richie Saunders vs. Wisconsin, 3/22/2025	6
3	Greg Kite vs. UCLA, 3/14/1981	5
	Mark Heslop vs. LSU, 3/19/1992	5
	Jake Shoff vs. Syracuse, 3/18/2004	5
6	Jeff Chatman vs. New Orleans, 3/12/1987	4
	Kevin Noon vs. LSU, 3/19/1992	4
	Jared Miller vs. Kansas, 3/20/1993	4
	Ken Roberts vs. Tulane, 3/16/1995	4
	Rafael Araujo vs. Syracuse, 3/18/2004	4
	Noah Hartsock vs. Kansas State, 3/20/2010	4
	Brandon Davies vs. Marquette, 3/15/2012	4
	Keba Keita vs. VCU, 3/20/2025	4
	Fousseyni Traore vs. VCU, 3/20/2025	4

Blocks

Rk	Name vs. Opponent, Date	Blk
1	Shawn Bradley vs. Virginia, 3/14/1991	10
2	Greg Kite vs. UCLA, 3/14/1981	4
	Keba Keita vs. VCU, 3/20/2025	4
4	Devin Durrant vs. UAB, 3/15/1984	3
	Keba Keita vs. Wisconsin, 3/22/2025	3

Steals

Rk	Name vs. Opponent, Date	Stl
1	Scott Sinek vs. UAB, 3/15/1984	5
	Robbie Reid vs. Tulane, 3/16/1995	5
3	Nathan Call vs. LSU, 3/19/1992	4
	Jimmer Fredette vs. Texas A&M, 3/20/2009	4
	Michael Lloyd Jr. vs. Florida, 3/18/2010	4
	Kyle Collinsworth vs. Wofford, 3/17/2011	4
	Dallin Hall vs. Duquesne, 3/21/2024	4
	Richie Saunders vs. Alabama, 3/27/2025	4
9	Alan Taylor vs. San Francisco, 3/11/1979	3
	Danny Ange vs. Clemson, 3/08/1980	3
	Danny Ange vs. UCLA, 3/14/1981	3
	Danny Ange vs. Notre Dame, 3/19/1981	3
	Andy Toolson vs. Clemson, 3/15/1990	3
	Jared Miller vs. LSU, 3/19/1992	3
	Mark Bigelow vs. UConn, 3/20/2003	3
	Jonathan Tavernari vs. Texas A&M, 3/19/2009	3
	Jackson Emery vs. Gonzaga, 3/19/2011	3
	Noah Hartsock vs. Florida, 3/24/2011	3
	Brandon Davies vs. Iona, 3/13/2012	3
	Trevin Knell vs. Alabama, 3/27/2025	3

INDIVIDUAL OVERTIME RECORDS*

*Since 1999

Field Goals Made

Rk	Name vs. Opponent, Date	FG
1	Michael Vranes at Florida International, 1/23/1999	3
	Austin Ange at UNLV, 2/5/2005	3
	Kyle Collinsworth vs. Harvard, 12/22/2015	3
4	Travis Hansen at Utah State, 12/1/2001	2
	Travis Hansen at Pepperdine, 1/5/2002	2
	Travis Hansen at Colorado State, 3/2/2002	2
	Jared Jensen at Colorado State, 3/2/2002	2
	Mike Hall vs. San Diego State, 2/9/2004	2
	Rafael Araujo vs. San Diego State, 2/9/2004	2
	Jimmer Fredette at Utah, 1/27/2009	2
	Jonathan Tavernari at Utah, 1/27/2009	2
	Jimmer Fredette vs. Florida, 3/18/2010	2
	Jimmer Fredette vs. South Florida, 11/26/2010	2
	Tyler Haws at Oregon, 12/21/2013	2
	Kyle Collinsworth at Portland, 1/23/2014	2
	TJ Haws vs. San Francisco, 2/10/2018	2
	Elijah Bryant at Pepperdine, 2/15/2018	2
	TJ Haws at San Diego, 2/14/2019	2
	Yaeli Childs at San Diego, 2/14/2019	2
	TJ Haws at Boise State, 11/20/2019	2
	Alex Barcello at Utah, 12/4/2019	2
	Brandon Averette vs. Pacific, 1/30/2021	2
	Alex Barcello vs. Pacific, 1/30/2021	2
	Matt Haarms vs. Pacific, 1/30/2021	2
	Jaxson Robinson vs. Dayton, 11/25/2022	2
	Richie Saunders vs. Baylor, 1/28/2025	2
	Dallin Hall at Iowa State, 3/4/2025	2
	Egor Demin at Iowa State, 3/4/2025	2

Free Throws Made

Rk	Name vs. Opponent, Date	FT
1	Tyler Haws vs. San Francisco, 3/10/2024	6
2	Austin Ange at UNLV, 2/5/2005	5
	Anson Winder vs. UMass, 12/23/2014	5
	Elijah Bryant at Pepperdine, 2/15/2018	5
5	Trent Plaisted vs. TCU, 1/25/2006	4
	Sam Burgess at New Mexico, 2/26/2008	4
	Jimmer Fredette vs. Florida, 3/18/2010	4
	Michael Lloyd Jr. vs. Florida, 3/18/2010	4
	Tyler Haws at Portland, 1/23/2014	4
	Skyler Halford vs. UMass, 12/23/2014	4
	TJ Haws vs. San Francisco, 2/10/2018	4
	Alex Barcello vs. Pacific, 1/30/2021	4
	Dallin Hall at Iowa State, 3/4/2025	4
	Robert Wright III vs. Colorado, 2/14/2026	4

Free Throws Attempted

Rk	Name vs. Opponent, Date	FTA
1	Austin Ange at UNLV, 2/5/2005	6
	Jimmer Fredette vs. Florida, 3/18/2010	6
	Tyler Haws vs. San Francisco, 3/10/2014	6
	Anson Winder vs. UMass, 12/23/2014	6
	Alex Barcello vs. Pepperdine, 3/8/2021	6
	Dallin Hall at Iowa State, 3/4/2025	6
	Robert Wright III vs. Colorado, 2/14/2026	6

Assists

Rk	Name vs. Opponent, Date	Ast
1	Mark Bigelow vs. San Diego State, 2/9/2004	3
	Brandon Averette vs. Pacific, 1/30/2021	3
3	Matt Montague at Florida International, 1/23/1999	2
	Matt Montague at Pepperdine, 1/5/2002	2
	Jimmy Balderson at UNLV, 2/5/2006	2
	Keena Young vs. TCU, 1/25/2006	2
	Lee Cummarad at Utah, 1/27/2009	2
	Jackson Emery vs. South Florida, 11/26/2010	2
	Kyle Collinsworth vs. Harvard, 12/22/2015	2
	TJ Haws at San Diego, 2/14/2019	2
	Te Jon Lucas at Utah Valley, 12/1/2021	2
	Robert Wright III vs. Colorado, 2/14/2026	2

Rebounds

Rk	Name vs. Opponent, Date	Reb
1	Nate Austin at Portland, 1/23/2014	6
	Keba Keita at Iowa State, 3/4/2025	6

Blocks

Rk	Name vs. Opponent, Date	Blk
1	Trent Plaisted at New Mexico, 2/26/2008	1
	Jimmer Fredette vs. Florida, 3/18/2010	1
	Nate Austin at Portland, 1/23/2014	1
	Corbin Kaufusi vs. San Diego State, 11/24/2014	1
	Corbin Kaufusi vs. Purdue, 11/26/2014	1
	Isaac Nielson vs. Purdue, 11/26/2104	1
	Yaeli Childs at Illinois State, 11/28/2018	1
	Fousseyni Traore at Loyola Marymount, 2/10/2022	1
	Keba Keita at Iowa State, 3/4/2025	1

VS. TOP 25 INDIVIDUAL GAME RECORDS*

*Since 1996

Points

Rk	Name vs. Opponent, Date	Pts
1	Jimmer Fredette vs. San Diego State, 01/26/2011	43
2	Jimmer Fredette vs. UNLV, 01/05/2011	39
3	AJ Dybantsa at Arizona, 2/18/2026	35
4	Keena Young vs. UNLV, 03/10/2007	34
5	Yaeli Childs vs. Saint Mary's, 03/05/2018	33
	Richie Saunders at Kansas, 01	

IN THE RECORD BOOK

Rebounds

Rk	Name vs. Opponent, Date	Reb
1	Rafael Araujo vs. Oklahoma State, 12/06/2003	17
2	Trent Plaisted vs. North Carolina, 11/24/2007	17
3	Kyle Collinsworth vs. Florida, 03/24/2011	15
	Keba Keita at Iowa State, 03/04/2025	15

Offensive Rebounds

Rk	Name vs. Opponent, Date	OReb
1	Keba Keita at Iowa State, 03/04/2025	9
2	Lee Cumnard vs. UNLV, 03/10/2007	8
3	Josh Sharp vs. Notre Dame, 11/17/2012	7
4	Rafael Araujo vs. Oklahoma State, 12/06/2003	6
	Trent Plaisted vs. Air Force, 01/27/2007	6
	Kyle Collinsworth vs. San Diego State, 03/12/2011	6
	Charles Abouo vs. Baylor, 12/17/2011	6
	Kyle Collinsworth vs. Gonzaga, 02/28/2015	6
	Yoeli Childs vs. Alabama, 11/24/2017	6
	Fousseyni Traore at Iowa State, 03/06/2024	6
	Richie Saunders vs. Wisconsin, 03/22/2025	6

Assists

Rk	Name vs. Opponent, Date	Ast
1	Robert Wright III vs. Wisconsin, 11/21/2025	11
2	Austin Ainge vs. UNLV, 03/10/2007	10
	Kyle Collinsworth vs. Gonzaga, 12/27/2014	10
4	Brian Hamilton vs. New Mexico, 2/26/1998	9
	Luiz Lemes vs. Oklahoma State, 12/6/2003	9
	Luiz Lemes vs. Syracuse, 3/18/2004	9
	Jimmer Fredette vs. Wake Forest, 1/3/2009	9
	Jimmer Fredette vs. San Diego State, 2/6/2011	9
	Al Dybantza vs. Iowa State, 2/21/2026	9

Blocks

Rk	Name vs. Opponent, Date	Blk
1	James Anderson vs. San Diego State, 01/26/2011	5
2	Noah Hartssock vs. San Diego State, 02/26/2011	4
	Noah Hartssock vs. Wisconsin, 11/26/2011	4
	Kyle Davis vs. Gonzaga, 01/14/2016	4
	Yoeli Childs vs. Saint Mary's, 01/25/2018	4
	Keba Keita at Arizona, 2/18/2028	4
7	Bret Jepsen vs. New Mexico, 02/26/1998	3
	Chris Miles vs. Utah, 02/26/2005	3
	Trent Plaisted vs. Air Force, 02/27/2007	3
	Nate Austin vs. Gonzaga, 01/24/2013	3
	Corbin Kaufusi vs. Gonzaga, 02/28/2015	3
	Yoeli Childs vs. Gonzaga, 03/06/2018	3
	Gavin Baxter vs. Gonzaga, 02/23/2019	3
	Fousseyni Traore at Iowa State, 03/06/2024	3
	Noah Waterman at Iowa State, 03/06/2024	3
	Keba Keita at Iowa State, 03/04/2025	3
	Keba Keita vs. Wisconsin, 03/22/2025	3
	Keba Keita at Texas Tech, 01/17/2026	3

NCAA DI ACTIVE CAREER LEADERS*

*As of Thursday, March 5, 2026

Total Points*

Rk	Name, School	GP	Pts
72	Richie Saunders, BYU	128	1,544
143	Dawson Baker, BYU	125	1,351

*Minimum 1,000 points

Scoring Average*

Rk	Name, School	Pts	Avg
181	Richie Saunders, BYU	1,544	12.1

*Minimum 800 points

Field Goal Percentage

Rk	Name, School	FG	FGA	Pct
16	Keba Keita, BYU	353	551	.641

*Minimum 240 FGM

3-Point Field Goals Made

Rk	Name, School	GP	3FG
86	Richie Saunders, BYU	128	205
273	Dawson Baker, BYU	125	140
376	Kenard Davis Jr, BYU	91	124

Rebounds*

Rk	Name, School	GP	Reb
30	Keba Keita, BYU	129	764
218	Richie Saunders, BYU	128	522

*Minimum 100 rebounds

Blocks*

Rk	Name, School	GP	Blk
24	Keba Keita, BYU	129	150

*Minimum 100 blocks

Steals*

Rk	Name, School	GP	Stl
127	Richie Saunders, BYU	128	133

*Minimum 100 steals

Games Played*

Rk	Name, School	GP
120	Keba Keita, BYU	129
145	Richie Saunders, BYU	128
201	Dawson Baker, BYU	125

*Minimum 99 games



OVERALL STATS

Game Records

Record	Overall	Home	Away	Neutral
ALL GAMES	23-10	12-3	3-6	8-1
CONFERENCE	9-9	6-3	3-6	0-0
NON-CONFERENCE	14-1	6-0	0-0	8-1

Score by Periods

Team	1st	2nd	OT	TOT
BYU	1250	1525	12	2787
Opponents	1230	1250	8	2488

Team Box Score

No.	Player				Total		3-Point		F-Throw		Rebounds											
		GP-GS	MIN	AVG	FG-FGA	FG%	3FG-3FGA	3FG%	FT-FTA	FT%	OFF	DEF	TOT	AVG	PF	DQ	A	TO	BLK	STL	PTS	AVG
3	DYBANTSA, AJ	33-33	1136:56	34.5	290-561	.517	45-136	.331	208-274	.759	50	174	224	6.8	40	0	127	98	12	37	833	25.2
1	WRIGHT III, Robert	33-33	1143:54	34.7	216-459	.471	55-133	.414	116-140	.829	31	86	117	3.5	52	0	154	71	1	40	603	18.3
15	SAUNDERS, Richie	25-25	783:42	31.3	149-305	.489	64-170	.376	89-109	.817	47	97	144	5.8	54	2	52	41	7	43	451	18.0
30	DAVIS JR., Kennard	30-30	868:16	28.9	90-225	.400	52-157	.331	26-34	.765	26	54	80	2.7	62	0	38	22	5	34	258	8.6
25	BAKER, Dawson	6-2	118:55	19.8	14-31	.452	9-19	.474	8-9	.889	2	8	10	1.7	10	0	3	5	0	3	45	7.5
13	KEITA, Keba	31-31	695:50	22.4	83-122	.680	0-0	.000	27-53	.509	83	137	220	7.1	63	1	10	25	53	32	193	6.2
6	KOSTIĆ, Aleksej	25-3	291:06	11.6	34-93	.366	28-78	.359	5-5	1.000	4	19	23	0.9	41	1	11	14	0	6	101	4.0
5	BOSKOVIC, Mihailo	32-5	403:30	12.6	37-89	.416	15-53	.283	12-15	.800	19	43	62	1.9	49	1	21	21	14	5	101	3.2
7	MBOUP, Khadim	32-2	498:12	15.6	34-69	.493	2-12	.167	6-24	.250	51	115	166	5.2	68	2	12	24	18	17	76	2.4
2	MRUS, Tyler	27-0	260:14	9.6	15-48	.313	14-47	.298	10-11	.909	6	18	24	0.9	19	0	8	6	3	6	54	2.0
24	DIOMANDE, Dominique	22-0	148:53	6.8	15-34	.441	2-15	.133	10-16	.625	7	20	27	1.2	19	0	3	3	2	13	42	1.9
34	AHMED, Abdullah	18-1	222:48	12.4	10-20	.500	0-0	.000	5-12	.417	20	32	52	2.9	31	2	7	10	27	2	25	1.4
33	STATON, Xavion	9-0	43:33	4.8	2-4	.500	0-0	.000	1-2	.500	1	3	4	0.4	8	1	3	1	5	0	5	0.6
51	MCGREGOR, Jared	7-0	09:10	1.3	0-6	.000	0-5	.000	0-0	.000	2	0	2	0.3	0	0	2	0	0	1	0	0.0
Team											63	54	117				10					
Total		33	6625		989-2066	.479	286-825	.347	523-704	.743	412	860	1272	38.5	516	10	451	351	147	239	2787	84.5
Opponents		33	6625		896-2025	.442	283-799	.354	413-582	.710	351	774	1125	34.1	611	10	490	380	96	202	2488	75.4

Team Statistics

	BYU	OPP
Scoring	2787	2488
Points per game	84.5	75.4
Scoring margin	+9.1	-
Field goals-att	989-2066	896-2025
Field goal pct	.479	.442
3 point fg-att	286-825	283-799
3-point FG pct	.347	.354
3-pt FG made per game	8.7	8.6
Free throws-att	523-704	413-582
Free throw pct	.743	.710
F-Throws made per game	15.8	12.5
Rebounds	1272	1125
Rebounds per game	38.5	34.1
Rebounding margin	+4.5	-
Assists	451	490
Assists per game	13.7	14.8
Turnovers	351	380
Turnovers per game	10.6	11.5
Turnover margin	+0.9	-
Assist/turnover ratio	1.3	1.3
Steals	239	202
Steals per game	7.2	6.1
Blocks	147	96
Blocks per game	4.5	2.9
Winning streak	3	-
Home win streak	1	-
Attendance	271098	112022
Home games-Avg/Game	15-18073	9-12447
Neutral site-Avg/Game	-	9-11605

Team Results

Date	Opponent		Score	Att.
11/03/2025	vs Villanova	W	71-66	16704
11/08/2025	Holy Cross	W	98-53	17918
11/11/2025	Delaware	W	85-68	18299
11/15/2025	vs UConn	L	84-86	16116
11/21/2025	vs Wisconsin	W	98-70	8987
11/27/2025	vs Miami (FL)	W	72-62	4267
11/28/2025	vs Dayton	W	83-79	4135
12/03/2025	vs California Baptist	W	91-60	9189
12/09/2025	vs Clemson	W	67-64	19694
12/13/2025	UC Riverside	W	100-53	17982
12/16/2025	Pacific	W	93-57	17936
12/19/2025	Abilene Christian	W	85-67	17958
12/22/2025	Eastern Wash.	W	109-81	17998
01/03/2026	at Kansas St.	W	83-73	11010
01/07/2026	Arizona St.	W	104-76	18009
01/10/2026	at Utah	W	89-84	15558
01/14/2026	TCU	W	76-70	17983
01/17/2026	at Texas Tech	L	71-84	15098
01/24/2026	Utah	W	91-78	18224
01/26/2026	Arizona	L	83-86	18239
01/31/2026	at Kansas	L	82-90	15300
02/04/2026	at Oklahoma St.	L	92-99	7186
02/07/2026	Houston	L	66-77	18177
02/10/2026	at Baylor	W	99-94	7371
02/14/2026	Colorado	Wot	90-86	18163
02/18/2026	at Arizona	L	68-75	14688
02/21/2026	Iowa St.	W	79-69	18046
02/24/2026	UCF	L	84-97	18062
02/28/2026	at West Virginia	L	71-79	13799
03/03/2026	at Cincinnati	L	68-90	12012
03/07/2026	Texas Tech	W	82-76	18104
03/10/2026	vs Kansas St.	W	105-91	12542
03/11/2026	vs West Virginia	W	68-48	12811

BIG 12 STATS

Game Records

Record	Overall	Home	Away	Neutral
ALL GAMES	9-9	6-3	3-6	0-0
CONFERENCE	9-9	6-3	3-6	0-0
NON-CONFERENCE	0-0	0-0	0-0	0-0

Score by Periods

Team	1st	2nd	OT	TOT
BYU	649	817	12	1478
Opponents	714	761	8	1483

Team Box Score

No.	Player				Total		3-Point		F-Throw		Rebounds											
		GP-GS	MIN	AVG	FG-FGA	FG%	3FG-3FGA	3FG%	FT-FTA	FT%	OFF	DEF	TOT	AVG	PF	DQ	A	TO	BLK	STL	PTS	AVG
3	DYBANTSA, AJ	18-18	654:01	36.3	160-340	.471	32-94	.340	114-154	.740	24	91	115	6.4	27	0	68	60	6	14	466	25.9
1	WRIGHT III, Robert	18-18	654:59	36.4	127-269	.472	29-75	.387	85-100	.850	19	44	63	3.5	36	0	70	36	0	18	368	20.4
15	SAUNDERS, Richie	12-12	378:48	31.6	71-152	.467	30-86	.349	37-47	.787	31	50	81	6.8	29	2	24	23	3	13	209	17.4
30	DAVIS JR., Kennard	18-18	513:24	28.5	46-123	.374	24-89	.270	23-28	.821	18	34	52	2.9	41	0	22	12	5	17	139	7.7
13	KEITA, Keba	17-17	399:48	23.5	45-65	.692	0-0	.000	11-29	.379	47	70	117	6.9	39	1	6	15	28	13	101	5.9
6	KOSTIĆ, Aleksej	14-1	181:46	13.0	21-54	.389	17-42	.405	0-0	.000	3	14	17	1.2	24	0	5	11	0	4	59	4.2
5	BOSKOVIĆ, Mihailo	18-4	247:54	13.8	21-58	.362	10-38	.263	7-9	.778	10	29	39	2.2	31	1	12	14	5	2	59	3.3
2	MRUS, Tyler	13-0	100:10	7.7	6-15	.400	5-14	.357	6-6	1.000	5	4	9	0.7	9	0	5	3	2	4	23	1.8
7	MBOUP, Khadim	17-1	248:45	14.6	12-33	.364	2-9	.222	2-10	.200	25	47	72	4.2	36	1	4	9	4	9	28	1.6
34	AHMED, Abdullah	16-1	204:24	12.8	10-20	.500	0-0	.000	4-10	.400	18	29	47	2.9	29	2	7	8	25	2	24	1.5
24	DIOMANDE, Dominique	9-0	39:40	4.4	1-3	.333	0-1	.000	0-0	.000	1	5	6	0.7	7	0	0	2	0	3	2	0.2
51	MCGREGOR, Jared	1-0	01:17	1.3	0-1	.000	0-1	.000	0-0	.000	0	0	0	0.0	0	0	0	0	0	0	0	0.0
Team											34	34	68				3					
Total		18	3625		520-1133	.459	149-449	.332	289-393	.735	235	451	686	38.1	308	7	223	196	78	99	1478	82.1
Opponents		18	3625		528-1122	.471	161-425	.379	266-355	.749	186	450	636	35.3	332	5	300	170	53	112	1483	82.4

Team Statistics

	BYU	OPP
Scoring	1478	1483
Points per game	82.1	82.4
Scoring margin	-0.3	-
Field goals-att	520-1133	528-1122
Field goal pct	.459	.471
3 point fg-att	149-449	161-425
3-point FG pct	.332	.379
3-pt FG made per game	8.3	8.9
Free throws-att	289-393	266-355
Free throw pct	.735	.749
F-Throws made per game	16.1	14.8
Rebounds	686	636
Rebounds per game	38.1	35.3
Rebounding margin	+2.8	-
Assists	223	300
Assists per game	12.4	16.7
Turnovers	196	170
Turnovers per game	10.9	9.4
Turnover margin	-1.4	-
Assist/turnover ratio	1.1	1.8
Steals	99	112
Steals per game	5.5	6.2
Blocks	78	53
Blocks per game	4.3	2.9
Winning streak	1	-
Home win streak	1	-
Attendance	163007	112022
Home games-Avg/Game	9-18112	9-12447
Neutral site-Avg/Game	-	0-0

Team Results

Date	Opponent		Score	Att.
01/03/2026	at Kansas St.	W	83-73	11010
01/07/2026	Arizona St.	W	104-76	18009
01/10/2026	at Utah	W	89-84	15558
01/14/2026	TCU	W	76-70	17983
01/17/2026	at Texas Tech	L	71-84	15098
01/24/2026	Utah	W	91-78	18224
01/26/2026	Arizona	L	83-86	18239
01/31/2026	at Kansas	L	82-90	15300
02/04/2026	at Oklahoma St.	L	92-99	7186
02/07/2026	Houston	L	66-77	18177
02/10/2026	at Baylor	W	99-94	7371
02/14/2026	Colorado	Wot	90-86	18163
02/18/2026	at Arizona	L	68-75	14688
02/21/2026	Iowa St.	W	79-69	18046
02/24/2026	UCF	L	84-97	18062
02/28/2026	at West Virginia	L	71-79	13799
03/03/2026	at Cincinnati	L	68-90	12012
03/07/2026	Texas Tech	W	82-76	18104

AT HOME

Game Records

Record	Overall	Home	Away	Neutral
ALL GAMES	12-3	12-3	0-0	0-0
CONFERENCE	6-3	6-3	0-0	0-0
NON-CONFERENCE	6-0	6-0	0-0	0-0

Score by Periods

Team	1st	2nd	OT	TOT
BYU	599	714	12	1325
Opponents	542	544	8	1094

Team Box Score

No.	Player	Total			3-Point			F-Throw		Rebounds				Other								
		GP-GS	MIN	AVG	FG-FGA	FG%	3FG-3FGA	3FG%	FT-FTA	FT%	OFF	DEF	TOT	AVG	PF	DQ	A	TO	BLK	STL	PTS	AVG
3	DYBANTSA, AJ	15-15	512:43	34.2	133-259	.514	22-66	.333	106-141	.752	30	84	114	7.6	14	0	67	41	8	20	394	26.3
1	WRIGHT III, Robert	15-15	514:47	34.3	97-199	.487	26-60	.433	58-68	.853	18	41	59	3.9	18	0	67	23	1	18	278	18.5
15	SAUNDERS, Richie	12-12	331:21	27.6	67-125	.536	31-70	.443	53-63	.841	17	43	60	5.0	27	2	26	22	2	21	218	18.2
30	DAVIS JR., Kennard	14-14	395:32	28.3	43-112	.384	24-77	.312	6-8	.750	15	21	36	2.6	25	0	21	6	1	12	116	8.3
25	BAKER, Dawson	2-1	45:04	22.5	5-12	.417	3-8	.375	2-2	1.000	0	7	7	3.5	2	0	2	0	0	0	15	7.5
13	KEITA, Keba	13-13	290:41	22.4	31-50	.620	0-0	.000	10-22	.455	35	59	94	7.2	18	0	7	13	15	13	72	5.5
5	BOSKOVIC, Mihailo	15-2	212:59	14.2	22-45	.489	9-26	.346	7-8	.875	9	26	35	2.3	24	0	10	13	10	3	60	4.0
6	KOSTIĆ, Aleksej	14-1	142:20	10.2	19-48	.396	15-39	.385	1-1	1.000	4	12	16	1.1	20	0	8	6	0	5	54	3.9
2	MRUS, Tyler	12-0	148:11	12.3	12-29	.414	11-28	.393	8-9	.889	4	12	16	1.3	12	0	7	3	2	6	43	3.6
7	MBOUP, Khadim	15-1	229:09	15.3	17-36	.472	0-7	.000	6-16	.375	26	53	79	5.3	30	1	8	12	10	10	40	2.7
34	AHMED, Abdullah	8-1	106:47	13.3	6-9	.667	0-0	.000	4-7	.571	10	14	24	3.0	13	1	5	3	15	1	16	2.0
24	DIOMANDE, Dominique	12-0	66:08	5.5	7-17	.412	1-7	.143	4-8	.500	0	6	6	0.5	7	0	3	2	0	4	19	1.6
51	MCGREGOR, Jared	4-0	03:59	1.0	0-3	.000	0-3	.000	0-0	.000	0	0	0	0.0	0	0	0	0	0	0	0	0.0
33	STATON, Xavion	5-0	25:17	5.1	0-1	.000	0-0	.000	0-1	.000	0	2	2	0.4	1	0	2	1	5	0	0	0.0
Team											30	29	59					4				
Total		15	3025		459-945	.486	142-391	.363	265-354	.749	198	409	607	40.5	211	4	233	149	69	113	1325	88.3
Opponents		15	3025		404-929	.435	130-364	.357	156-208	.750	146	346	492	32.8	296	7	230	174	36	81	1094	72.9

Team Statistics

	BYU	OPP
Scoring	1325	1094
Points per game	88.3	72.9
Scoring margin	+15.4	-
Field goals-att	459-945	404-929
Field goal pct	.486	.435
3 point fg-att	142-391	130-364
3-point FG pct	.363	.357
3-pt FG made per game	9.5	8.7
Free throws-att	265-354	156-208
Free throw pct	.749	.750
F-Throws made per game	17.7	10.4
Rebounds	607	492
Rebounds per game	40.5	32.8
Rebounding margin	+7.7	-
Assists	233	230
Assists per game	15.5	15.3
Turnovers	149	174
Turnovers per game	9.9	11.6
Turnover margin	+1.7	-
Assist/turnover ratio	1.6	1.3
Steals	113	81
Steals per game	7.5	5.4
Blocks	69	36
Blocks per game	4.6	2.4
Winning streak	1	-
Home win streak	1	-
Attendance	271098	0
Home games-Avg/Game	15-18073	0-0
Neutral site-Avg/Game	-	0-0

Team Results

Date	Opponent		Score	Att.
11/08/2025	Holy Cross	W	98-53	17918
11/11/2025	Delaware	W	85-68	18299
12/13/2025	UC Riverside	W	100-53	17982
12/16/2025	Pacific	W	93-57	17936
12/19/2025	Abilene Christian	W	85-67	17958
12/22/2025	Eastern Wash.	W	109-81	17998
01/07/2026	Arizona St.	W	104-76	18009
01/14/2026	TCU	W	76-70	17983
01/24/2026	Utah	W	91-78	18224
01/26/2026	Arizona	L	83-86	18239
02/07/2026	Houston	L	66-77	18177
02/14/2026	Colorado	Wot	90-86	18163
02/21/2026	Iowa St.	W	79-69	18046
02/24/2026	UCF	L	84-97	18062
03/07/2026	Texas Tech	W	82-76	18104



ON THE ROAD

Game Records

Record	Overall	Home	Away	Neutral
ALL GAMES	3-6	0-0	3-6	0-0
CONFERENCE	3-6	0-0	3-6	0-0
NON-CONFERENCE	0-0	0-0	0-0	0-0

Score by Periods

Team	1st	2nd	OT	TOT
BYU	328	395	0	723
Opponents	370	398	0	768

Team Box Score

No.	Player	Total			3-Point		F-Throw		Rebounds				Other Stats									
		GP-GS	MIN	AVG	FG-FGA	FG%	3FG-3FGA	3FG%	FT-FTA	FT%	OFF	DEF	TOT	AVG	PF	DQ	A	TO	BLK	STL	PTS	AVG
3	DYBANTSA, AJ	9-9	326:47	36.3	80-159	.503	14-45	.311	50-67	.746	9	41	50	5.6	16	0	29	33	1	7	224	24.9
1	WRIGHT III, Robert	9-9	325:35	36.2	68-142	.479	14-39	.359	39-49	.796	7	21	28	3.1	21	0	34	25	0	10	189	21.0
15	SAUNDERS, Richie	6-6	221:40	36.9	45-95	.474	18-54	.333	15-20	.750	18	30	48	8.0	10	0	12	11	3	8	123	20.5
30	DAVIS JR., Kennard	9-9	241:52	26.9	18-51	.353	8-38	.211	18-21	.857	5	18	23	2.6	24	0	10	9	4	10	62	6.9
13	KEITA, Keba	9-9	210:35	23.4	23-31	.742	0-0	.000	6-13	.462	23	39	62	6.9	28	1	2	7	17	7	52	5.8
6	KOSTIĆ, Aleksej	5-0	84:46	17.0	10-24	.417	8-19	.421	0-0	.000	0	5	5	1.0	8	0	2	7	0	1	28	5.6
5	BOSKOVIC, Mihailo	9-2	114:46	12.8	7-23	.304	4-16	.250	2-3	.667	5	9	14	1.6	16	1	6	4	0	1	20	2.2
7	MBOUP, Khadim	8-1	109:58	13.7	6-17	.353	2-4	.500	0-3	.000	11	18	29	3.6	14	0	2	3	1	4	14	1.8
34	AHMED, Abdullah	9-0	106:41	11.9	4-11	.364	0-0	.000	1-5	.200	10	18	28	3.1	16	1	2	5	11	1	9	1.0
2	MRUS, Tyler	7-0	40:34	5.8	0-5	.000	0-5	.000	2-2	1.000	2	1	3	0.4	3	0	1	1	0	0	2	0.3
24	DIOMANDE, Dominique	3-0	16:45	5.6	0-0	.000	0-0	.000	0-0	.000	1	4	5	1.7	1	0	0	0	0	1	0	0.0
Team											16	11	27					1				
Total		9	1800		261-558	.468	68-220	.309	133-183	.727	107	215	322	35.8	157	3	100	106	37	50	723	80.3
Opponents		9	1800		272-563	.483	75-205	.366	149-202	.738	97	221	318	35.3	153	1	151	82	30	66	768	85.3

Team Statistics

	BYU	OPP
Scoring	723	768
Points per game	80.3	85.3
Scoring margin	-5.0	-
Field goals-att	261-558	272-563
Field goal pct	.468	.483
3 point fg-att	68-220	75-205
3-point FG pct	.309	.366
3-pt FG made per game	7.6	8.3
Free throws-att	133-183	149-202
Free throw pct	.727	.738
F-Throws made per game	14.8	16.6
Rebounds	322	318
Rebounds per game	35.8	35.3
Rebounding margin	+0.4	-
Assists	100	151
Assists per game	11.1	16.8
Turnovers	106	82
Turnovers per game	11.8	9.1
Turnover margin	-2.7	-
Assist/turnover ratio	0.9	1.8
Steals	50	66
Steals per game	5.6	7.3
Blocks	37	30
Blocks per game	4.1	3.3
Winning streak	0	-
Home win streak	0	-
Attendance	0	112022
Home games-Avg/Game	0-0	9-12447
Neutral site-Avg/Game	-	0-0

Team Results

Date	Opponent		Score	Att.
01/03/2026	at Kansas St.	W	83-73	11010
01/10/2026	at Utah	W	89-84	15558
01/17/2026	at Texas Tech	L	71-84	15098
01/31/2026	at Kansas	L	82-90	15300
02/04/2026	at Oklahoma St.	L	92-99	7186
02/10/2026	at Baylor	W	99-94	7371
02/18/2026	at Arizona	L	68-75	14688
02/28/2026	at West Virginia	L	71-79	13799
03/03/2026	at Cincinnati	L	68-90	12012



AT NEUTRAL SITE

Game Records

Record	Overall	Home	Away	Neutral
ALL GAMES	8-1	0-0	0-0	8-1
CONFERENCE	0-0	0-0	0-0	0-0
NON-CONFERENCE	8-1	0-0	0-0	8-1

Score by Periods

Team	1st	2nd	OT	TOT
BYU	323	416	0	739
Opponents	318	308	0	626

Team Box Score

No.	Player	Total			3-Point		F-Throw		Rebounds				PF DQ A TO BLK STL PTS AVG									
		GP-GS	MIN	AVG	FG-FGA	FG%	3FG-3FGA	3FG%	FT-FTA	FT%	OFF	DEF	TOT	AVG	PF	DQ	A	TO	BLK	STL	PTS	AVG
3	DYBANTSA, AJ	9-9	297:26	33.0	77-143	.538	9-25	.360	52-66	.788	11	49	60	6.7	10	0	31	24	3	10	215	23.9
15	SAUNDERS, Richie	7-7	230:41	33.0	37-85	.435	15-46	.326	21-26	.808	12	24	36	5.1	17	0	14	8	2	14	110	15.7
1	WRIGHT III, Robert	9-9	303:33	33.7	51-118	.432	15-34	.441	19-23	.826	6	24	30	3.3	13	0	53	23	0	12	136	15.1
30	DAVIS JR., Kennard	7-7	230:52	33.0	29-62	.468	20-42	.476	2-5	.400	6	15	21	3.0	13	0	7	7	0	12	80	11.4
13	KEITA, Keba	9-9	194:33	21.6	29-41	.707	0-0	.000	11-18	.611	25	39	64	7.1	17	0	1	5	21	12	69	7.7
25	BAKER, Dawson	4-1	73:50	18.5	9-19	.474	6-11	.545	6-7	.857	2	1	3	0.8	8	0	1	5	0	3	30	7.5
24	DIOMANDE, Dominique	7-0	65:60	9.4	8-17	.471	1-8	.125	6-8	.750	6	10	16	2.3	11	0	0	1	2	8	23	3.3
6	KOSTIĆ, Aleksej	6-2	63:60	10.7	5-21	.238	5-20	.250	4-4	1.000	0	2	2	0.3	13	1	1	1	0	0	19	3.2
5	BOSKOVIC, Mihailo	8-1	75:44	9.5	8-21	.381	2-11	.182	3-4	.750	5	8	13	1.6	9	0	5	4	4	1	21	2.6
7	MBOUP, Khadim	9-0	159:05	17.7	11-16	.688	0-1	.000	0-5	.000	14	44	58	6.4	24	1	2	9	7	3	22	2.4
33	STATON, Xavion	4-0	18:15	4.6	2-3	.667	0-0	.000	1-1	1.000	1	1	2	0.5	7	1	1	0	0	0	5	1.3
2	MRUS, Tyler	8-0	71:29	8.9	3-14	.214	3-14	.214	0-0	.000	0	5	5	0.6	4	0	0	2	1	0	9	1.1
51	MCGREGOR, Jared	3-0	05:11	1.7	0-3	.000	0-2	.000	0-0	.000	2	0	2	0.7	0	0	2	0	0	1	0	0.0
34	AHMED, Abdullah	1-0	09:21	9.4	0-0	.000	0-0	.000	0-0	.000	0	0	0	0.0	2	0	0	2	1	0	0	0.0
Team											17	14	31				5					
Total		9	1800		269-563	.478	76-214	.355	125-167	.749	107	236	343	38.1	148	3	118	96	41	76	739	82.1
Opponents		9	1800		220-533	.413	78-230	.339	108-172	.628	108	207	315	35.0	162	2	109	124	30	55	626	69.6

Team Statistics

	BYU	OPP
Scoring	739	626
Points per game	82.1	69.6
Scoring margin	+12.6	-
Field goals-att	269-563	220-533
Field goal pct	.478	.413
3 point fg-att	76-214	78-230
3-point FG pct	.355	.339
3-pt FG made per game	8.4	8.7
Free throws-att	125-167	108-172
Free throw pct	.749	.628
F-Throws made per game	13.9	12.0
Rebounds	343	315
Rebounds per game	38.1	35.0
Rebounding margin	+3.1	-
Assists	118	109
Assists per game	13.1	12.1
Turnovers	96	124
Turnovers per game	10.7	13.8
Turnover margin	+3.1	-
Assist/turnover ratio	1.2	0.9
Steals	76	55
Steals per game	8.4	6.1
Blocks	41	30
Blocks per game	4.6	3.3
Winning streak	7	-
Home win streak	0	-
Attendance	0	0
Home games-Avg/Game	0-0	0-0
Neutral site-Avg/Game	-	9-11605

Team Results

Date	Opponent		Score	Att.
11/03/2025	vs Villanova	W	71-66	16704
11/15/2025	vs UConn	L	84-86	16116
11/21/2025	vs Wisconsin	W	98-70	8987
11/27/2025	vs Miami (FL)	W	72-62	4267
11/28/2025	vs Dayton	W	83-79	4135
12/03/2025	vs California Baptist	W	91-60	9189
12/09/2025	vs Clemson	W	67-64	19694
03/10/2026	vs Kansas St.	W	105-91	12542
03/11/2026	vs West Virginia	W	68-48	12811



AT BIG 12 TOURNAMENT

Game Records

Record	Overall	Home	Away	Neutral
ALL GAMES	2-0	0-0	0-0	2-0
CONFERENCE	0-0	0-0	0-0	0-0
NON-CONFERENCE	2-0	0-0	0-0	2-0

Score by Periods

Team	1st	2nd	OT	TOT
BYU	81	92	0	173
Opponents	72	67	0	139

Team Box Score

No.	Player	Total					3-Point			F-Throw		Rebounds				Other Stats							
		GP-GS	MIN	AVG	FG-FGA	FG%	3FG-3FGA	3FG%	FT-FTA	FT%	OFF	DEF	TOT	AVG	PF	DQ	A	TO	BLK	STL	PTS	AVG	
3	DYBANTSA, AJ	2-2	75:32	37.8	26-45	.578	2-9	.222	13-15	.867	3	13	16	8.0	1	0	9	8	0	5	67	33.5	
30	DAVIS JR., Kennard	2-2	69:21	34.7	12-23	.522	9-15	.600	2-4	.500	3	3	6	3.0	5	0	3	1	0	4	35	17.5	
1	WRIGHT III, Robert	2-2	63:21	31.7	10-25	.400	2-5	.400	3-3	1.000	2	4	6	3.0	1	0	12	4	0	0	25	12.5	
24	DIOMANDE, Dominique	2-0	30:55	15.5	6-10	.600	0-3	.000	0-0	.000	1	5	6	3.0	3	0	0	0	2	6	12	6.0	
6	KOSTIĆ, Aleksej	2-2	37:39	18.8	3-13	.231	3-13	.231	2-2	1.000	0	1	1	0.5	6	0	1	1	0	0	11	5.5	
13	KEITA, Keba	2-2	53:27	26.7	5-6	.833	0-0	.000	0-0	.000	9	5	14	7.0	5	0	0	2	3	2	10	5.0	
7	MBOUP, Khadim	2-0	38:14	19.1	4-6	.667	0-1	.000	0-4	.000	9	12	21	10.5	4	0	0	2	2	0	8	4.0	
5	BOSKOVIC, Mihailo	2-0	17:52	8.9	2-3	.667	1-2	.500	0-0	.000	0	2	2	1.0	2	0	0	2	1	0	5	2.5	
51	MCGREGOR, Jared	1-0	01:32	1.5	0-2	.000	0-1	.000	0-0	.000	0	0	0	0.0	0	0	0	0	0	1	0	0.0	
2	MRUS, Tyler	1-0	02:46	2.8	0-1	.000	0-1	.000	0-0	.000	0	0	0	0.0	1	0	0	1	0	0	0	0.0	
34	AHMED, Abdullah	1-0	09:21	9.4	0-0	.000	0-0	.000	0-0	.000	0	0	0	0.0	2	0	0	2	1	0	0	0.0	
Team											3		3					1					
Total		2	400		68-134	.507	17-50	.340	20-28	.714	30	45	75	37.5	30	0	25	24	9	18	173	86.5	
Opponents		2	400		48-105	.457	18-41	.439	25-39	.641	19	40	59	29.5	33	0	20	35	7	14	139	69.5	

Team Statistics

	BYU	OPP
Scoring	173	139
Points per game	86.5	69.5
Scoring margin	+17.0	-
Field goals-att	68-134	48-105
Field goal pct	.507	.457
3 point fg-att	17-50	18-41
3-point FG pct	.340	.439
3-pt FG made per game	8.5	9.0
Free throws-att	20-28	25-39
Free throw pct	.714	.641
F-Throws made per game	10.0	12.5
Rebounds	75	59
Rebounds per game	37.5	29.5
Rebounding margin	+8.0	-
Assists	25	20
Assists per game	12.5	10.0
Turnovers	24	35
Turnovers per game	12.0	17.5
Turnover margin	+5.5	-
Assist/turnover ratio	1.0	0.6
Steals	18	14
Steals per game	9.0	7.0
Blocks	9	7
Blocks per game	4.5	3.5
Winning streak	2	-
Home win streak	0	-
Attendance	0	0
Home games-Avg/Game	0-0	0-0
Neutral site-Avg/Game	-	2-12677

Team Results

Date	Opponent		Score	Att.
03/10/2026	vs Kansas St.	W	105-91	12542
03/11/2026	vs West Virginia	W	68-48	12811



GAME 1

Villanova - 66

Record: 0-1

NO. Name	Min	FG	3P	FT	Rebounds	Fouls	TP	AS	TO	ST	Blocks	+/-
		M/A	M/A	M/A	OR DR TOT	PF FD					BS BA	
24 Duke Brennan	F 32:06	4-6	0-0	0-0	4 11 15	2 4	8	1	2	2	0 1	-4
33 Matt Hodge	F 28:26	3-11	1-7	0-0	1 2 3	4 0	7	1	2	0	0 0	-1
4 Tyler Perkins	G 28:10	3-10	1-6	1-4	2 7 9	0 2	8	2	1	0	0 0	-15
5 Devin Askew	G 12:31	0-3	0-3	0-0	0 0 0	3 1	0	0	1	0	0 0	-18
55 Aceden Lewis	G 21:59	1-6	1-4	2-4	2 2 2	0 2	5	3	1	0	0 0	-4
2 Bryce Lindsay	27:13	7-14	5-9	3-5	1 4 5	3 2	23	2	2	0	0 1	2
6 Tafara Gapare	16:44	1-4	0-1	0-0	1 2 3	3 0	2	1	1	0	1 1	5
7 Malachi Palmer	17:21	1-5	1-3	0-0	1 1 1	4 0	3	1	0	0	0 0	1
17 Braden Pierce	02:44	0-0	0-0	0-0	0 0 0	0 0	0	0	0	0	0 0	-10
0 Christian Jeffrey	15:51	4-8	1-2	2-2	0 2 2	2 1	11	1	1	0	0 0	1
Team					8 1 9	0	0	0	0	0	0	0
Totals		24-67	10-35	8-15	17 32 49	20 13	66	12	11	2	1 5	-5

Shooting By Period		
1 st FG%	12-35	34.3%
3PT%	5-19	26.3%
FT%	3-6	50%
2 nd FG%	12-32	37.5%
3PT%	5-16	31.3%
FT%	5-9	55.6%
GM FG%	24-67	35.8%
3PT%	10-35	28.6%
FT%	8-15	53.3%

Dead Ball Rebounds: 2.0

GAME 2

Holy Cross - 53

Record: 0-1

NO. Name	Min	FG	3P	FT	Rebounds	Fouls	TP	AS	TO	ST	Blocks	+/-
		M/A	M/A	M/A	OR DR TOT	PF FD					BS BA	
12 Aiden Disu	F 21:04	0-7	0-4	0-0	2 3 5	2 0	0	2	3	0	0 0	-38
20 Tyler Boston	F 19:29	4-7	2-2	1-2	2 1 3	3 2	11	1	0	1	0 0	-32
21 Gabi Warren	G 14:13	1-4	0-2	1-2	0 1 1	2 1	3	0	0	0	0 0	-16
30 Joe Nugent	G 21:06	1-4	0-3	2-2	1 0 1	1 1	4	1	0	0	0 0	-41
2 DeAndre Williams	19:47	3-10	0-4	0-0	0 4 4	0 6	3	3	0	0	1	-13
1 Will Aljanic	17:09	1-5	0-1	0-0	2 4 6	1 0	2	0	1	0	0 0	-24
4 John St. Germain III	17:28	2-4	0-0	0-0	0 0 0	1 1	4	2	1	0	0 1	-10
34 Declan Ryan	14:29	3-6	0-1	0-0	1 2 3	2 2	6	2	0	0	0 0	1
5 Jaden Kirkwood	10:00	2-2	0-0	0-0	0 1 1	0 0	4	0	0	1	0 0	1
11 Jude Haigh	09:33	0-3	0-2	0-0	0 0 0	2 0	0	0	0	0	0 0	-6
22 Chuck Hare	09:07	0-1	0-0	1-2	0 2 2	0 1	1	0	1	0	0 0	-11
33 Austin Mejia	01:57	0-0	0-0	0-0	0 0 0	0 0	0	0	0	0	0 0	-3
25 Ethan Clark	01:14	0-0	0-0	0-0	0 0 0	0 0	0	0	0	0	0 0	0
Team					1 1 2	0	0	0	0	0	0	0
Totals		21-60	3-22	8-11	9 21 30	15 10	53	9	15	3	0 3	-45

Shooting By Period		
1 st FG%	9-32	28.1%
3PT%	0-13	0.0%
FT%	7-9	77.8%
2 nd FG%	12-28	42.9%
3PT%	3-9	33.3%
FT%	1-2	50%
GM FG%	21-60	35.0%
3PT%	3-22	13.6%
FT%	8-11	72.7%

Dead Ball Rebounds: 1.0

BYU - 71

Record: 1-0

NO. Name	Min	FG	3P	FT	Rebounds	Fouls	TP	AS	TO	ST	Blocks	+/-
		M/A	M/A	M/A	OR DR TOT	PF FD					BS BA	
3 AJ Dybantsa	F 31:49	9-18	1-1	2-7	2 4 6	0 5	21	3	0	0	0 1	10
13 Keba Keita	C 23:59	4-5	0-0	0-0	3 4 7	3 1	8	0	0	1	3 0	11
1 Robert Wright III	G 31:07	5-16	0-3	4-6	1 2 3	1 4	14	1	2	1	0 0	1
15 Richie Saunders	G 29:19	4-13	1-4	6-6	3 4 7	4 7	15	2	0	2	0 0	12
30 Kennard Davis Jr.	34:13	2-4	2-4	0-0	2 2 2	0 6	11	0	0	0	0 0	8
33 Xavion Staton	01:25	0-0	0-0	0-0	0 0 0	0 0	0	0	0	0	0 0	-1
7 Khadim Mboup	18:47	0-0	0-0	0-0	6 6 1	1 0	0	0	0	1	0 0	-14
25 Dawson Baker	14:53	1-4	1-2	2-2	0 0 0	2 5	0	0	0	0	0 0	-2
5 Mihalio Boskovic	12:17	1-5	0-2	0-0	1 3 4	0 1	2	3	1	0	0 0	-2
2 Tyler Mrus	02:11	0-1	0-1	0-0	0 0 0	0 0	0	0	0	0	0 0	0
Team					2 6 8	0	0	0	0	0	0	0
Totals		26-66	5-17	14-21	12 31 43	13 20	71	10	4	4	5 1	5

Shooting By Period		
1 st FG%	14-34	41.2%
3PT%	4-11	36.4%
FT%	10-12	83.3%
2 nd FG%	12-32	37.5%
3PT%	1-6	16.7%
FT%	4-9	44.4%
GM FG%	26-66	39.4%
3PT%	5-17	29.4%
FT%	14-21	66.7%

Dead Ball Rebounds: 3.0

VIL		BYU		Points from		Turnovers		Period by Period Scoring			
Best lead	2 (2 nd 6:28)	14 (2 nd 17:53)	5	17	1st	2nd	TOT	VIL	32	34	66
Best Scoring Run	7 (2 nd 10:55)	10 (2 nd 1:50)	Paint	24	40	BYU	42	29	71		
Lead Changes	4	5	Second Chance	3	9	Bench	38	7			
Times Tied	5		Fast Breaks	3	9						
Time with Lead	01:26	35:19	Bench	38	7						

BYU - 98

Record: 1-0

NO. Name	Min	FG	3P	FT	Rebounds	Fouls	TP	AS	TO	ST	Blocks	+/-
		M/A	M/A	M/A	OR DR TOT	PF FD					BS BA	
3 AJ Dybantsa	F 24:10	7-10	2-3	3-3	0 8 8	0 5	17	3	1	0	1 0	32
13 Keba Keita	C 15:19	1-2	0-0	2-2	2 5 7	0 1	4	1	0	3	0 0	27
1 Robert Wright III	G 25:17	7-10	0-2	1-2	0 4 4	0 2	15	3	2	1	0 0	30
15 Richie Saunders	G 21:29	7-10	2-4	4-5	0 4 4	0 3	20	2	1	4	0 0	39
30 Kennard Davis Jr.	19:58	5-8	2-4	0-0	0 0 0	2 0	12	2	0	0	0 0	20
5 Mihalio Boskovic	16:22	1-1	0-0	0-0	1 2 3	2 1	2	0	1	0	0 0	9
7 Khadim Mboup	15:45	1-2	0-0	0-0	0 3 3	0 0	2	2	1	1	0 0	11
25 Dawson Baker	19:39	4-7	2-5	2-2	0 1 1	1 1	12	2	0	0	0 0	14
24 Dominique Diomande	12:56	4-7	0-3	1-2	0 1 1	0 1	9	2	0	1	0 0	16
2 Tyler Mrus	12:46	0-2	0-0	0-0	1 1 1	3 0	0	2	0	1	0 0	12
33 Xavion Staton	11:51	0-0	0-0	0-0	0 0 0	1 1	0	1	0	0	2 0	10
6 Aleksej Kostic	04:28	2-4	1-3	0-0	0 1 1	1 0	5	0	1	0	1 0	5
Team					1 2 3	0	0	0	0	0	0	0
Totals		39-63	7-25	13-16	4 32 36	10 15	98	20	6	12	3 0	45

Shooting By Period		
1 st FG%	24-36	66.7%
3PT%	1-10	10.0%
FT%	9-10	90%
2 nd FG%	15-27	55.6%
3PT%	6-15	40%
FT%	4-6	66.7%
GM FG%	39-63	61.9%
3PT%	7-25	28.0%
FT%	13-16	81.3%

Dead Ball Rebounds: 2.0

HCC		BYU		Points from		Turnovers		Period by Period Scoring			
Best lead	0 (1 st 20:00)	46 (2 nd 6:35)	2	24	1st	2nd	TOT	HCC	25	28	53
Best Scoring Run	8 (2 nd 13:38)	14 (1 st 4:17)	Paint	28	62	BYU	58	40	98		
Lead Changes	0	9	Second Chance	9	2						
Times Tied	0	8	Fast Breaks	8	21						
Time with Lead	00:00	39:37	Bench	23	30						



GAME 3

Delaware - 68

Record: 0-1

NO. Name	Min	FG	3P	FT	Rebounds	Fouls	TP	AS	TO	ST	Blocks	+/-
		M/A	M/A	M/A	OR DR TOT	PF FD					BS BA	
5 Macon Emory	F 36:03	7-11	2-4	2-2	3 4 7	4 2	18	1	1	0	1 1	-13
11 Jayden Taylor	F 36:53	2-5	1-2	2-2	1 2 3	1 1	7	0	0	0	1 1	-21
44 Tyler Houser	F 28:11	4-9	2-3	0-0	3 0 3	2 0	10	1	1	0	0 0	-14
00 Christian Bliss	G 39:44	7-17	4-7	0-0	0 6 6	2 2	18	5	3	2	0 0	-19
55 Jameel Brown	G 30:56	3-12	2-7	3-3	0 2 2	3 1	11	1	0	3	0 0	-19
1 Mason Ellison	15:16	1-4	0-1	0-2	0 0 0	2 2	2	0	0	0	0 0	-11
15 Houston Emory	10:02	1-1	0-0	0-0	1 1 1	1 2	0	0	0	1	1 0	4
20 Alex Kazanecki	02:23	0-0	0-0	0-0	0 0 0	0 0	0	0	0	0	0 0	6
10 Brandon Baffone	00:16	0-0	0-0	0-0	0 0 0	0 0	0	0	0	0	0 0	2
12 Alex McFadden	00:16	0-0	0-0	0-0	0 0 0	0 0	0	0	0	0	0 0	0
Team					0 3 3	0	0	0	0	0	0	0
Totals		25-58	11-24	7-								

GAME 5

Wisconsin - 70

Record: 4-1

NO.	Name	Min	FG		3P		FT		Rebounds		Fouls		TP	AS	TO	ST	Blocks		+/-							
			M/A	A/A	M/A	A/A	OR	DR	OR	DR	PF	FD					BS	BA								
22	Austin Rapp	F 26:35	0-7	0-5	2-2	0-0	0-0	3-3	2	2	0	2	1	0	2	1	0	0	-16							
31	Nolan Writter	F 30:32	5-11	0-4	4-5	5-9	14-4	3-14	2	1	1	1	1	0	0	0	0	-9								
2	Nick Boyd	G 26:35	7-14	0-4	2-4	0-2	4-6	16-0	2	2	0	2	0	1	1	0	0	-18								
7	Andrew Rhode	G 20:40	2-5	1-3	0-0	2-2	4-3	0-0	5	1	1	1	0	0	0	0	0	-21								
25	John Blackwell	G 35:07	3-13	1-5	7-12	1-6	7-8	14-2	3	1	0	1	0	0	1	0	0	-26								
32	Aleksas Bielauskas	13:19	0-1	0-1	0-1	0-4	4-1	1-0	0	2	0	0	0	0	0	0	0	-14								
5	Jack Janicki	18:45	2-3	1-2	0-0	1-1	2-3	0-5	0	0	0	0	0	0	0	0	0	-17								
0	Braeden Carrington	18:19	4-7	4-5	2-2	2-2	2-14	1	1	0	0	0	0	0	0	0	0	-5								
23	Will Garlock	07:57	0-0	0-0	0-0	0-1	1-1	0-2	0	0	0	0	0	0	0	0	0	-11								
13	Hayden Jones	02:11	0-0	0-0	0-0	0-0	0-0	1-0	0	0	0	0	0	0	0	0	0	-3								
Team						2-13			3-10		0-0															
Totals			23-61			7-29			17-26		11-28		29		25		23		70		8-12		6-3		2-28	

Major Fouls: NONE

Shooting By Period		
1 st	FG%	10-31 32.3%
	3PT%	3-16 18.8%
	FT%	10-14 71.4%
2 nd	FG%	13-30 43.3%
	3PT%	4-13 30.8%
	FT%	7-12 58.3%
GM	FG%	23-61 37.7%
	3PT%	7-29 24.1%
	FT%	17-26 65.4%

Dead Ball Rebounds: 4-0

GAME 6

BYU - 72

Record: 5-1

NO.	Name	Min	FG		3P		FT		Rebounds		Fouls		TP	AS	TO	ST	Blocks		+/-							
			M/A	A/A	M/A	A/A	OR	DR	OR	DR	PF	FD					BS	BA								
3	AJ Dybantsa	F 31:55	5-14	0-2	6-7	0-8	8-2	6-16	2	3	1	0	1	0	1	0	0	0	10							
13	Keba Keita	C 23:25	2-2	0-0	2-4	1-9	10-2	3-6	0	0	1	7	0	9	0	0	0	0	9							
1	Robert Wright III	G 36:32	5-13	2-2	5-6	0-2	2-4	17-4	2	3	0	2	19	0	2	3	0	0	19							
15	Richie Saunders	G 32:07	3-10	2-6	0-1	1-3	4-2	11-8	5	1	1	1	1	1	1	0	0	0	5							
30	Kennard Davis Jr.	G 32:19	7-10	4-7	0-0	2-3	5-4	2-18	1	3	0	0	0	0	0	0	0	0	10							
7	Khadim Mboup	16:35	1-1	0-0	0-0	1-5	6-3	0-2	0	0	0	0	0	0	0	0	0	0	1							
25	Dawson Baker	13:35	1-4	0-1	0-0	0-0	0-0	0-2	0	3	1	0	0	0	0	0	0	0	-1							
24	Dominique Diomande	04:48	1-1	1-1	0-2	1-2	3-1	1-3	0	0	0	0	0	0	0	0	0	0	0							
2	Tyler Mrus	05:18	0-0	0-0	0-0	0-0	0-0	0-0	0	0	0	0	0	0	0	0	0	0	-3							
5	Mihailo Boskovic	03:26	0-0	0-0	0-0	0-0	0-0	0-0	0	0	0	0	0	0	0	0	0	0	0							
Team						3-14			4-0		0-0															
Totals			25-55			9-19			13-20		9-33		42		16		17		72		12-13		7-8		4-10	

Major Fouls: NONE

Shooting By Period		
1 st	FG%	13-33 39.4%
	3PT%	3-9 33.3%
	FT%	0-2 0%
2 nd	FG%	12-22 54.5%
	3PT%	6-10 60.0%
	FT%	13-18 72.2%
GM	FG%	25-55 45.5%
	3PT%	9-19 47.4%
	FT%	13-20 65.0%

Dead Ball Rebounds: 4-0

BYU - 98

Record: 4-1

NO.	Name	Min	FG		3P		FT		Rebounds		Fouls		TP	AS	TO	ST	Blocks		+/-							
			M/A	A/A	M/A	A/A	OR	DR	OR	DR	PF	FD					BS	BA								
3	AJ Dybantsa	F 29:13	3-8	1-3	11-12	0-6	6-4	8-18	3	2	0	1	0	1	0	0	0	0	24							
13	Keba Keita	C 15:11	1-2	0-0	2-4	1-5	6-3	2-4	0	1	1	1	1	1	1	1	0	0	11							
1	Robert Wright III	G 33:04	4-12	2-4	0-0	0-7	7-2	3-10	11	2	1	0	1	0	1	0	0	0	22							
15	Richie Saunders	G 35:59	10-16	5-9	1-3	2-11	3-3	26-2	1	2	0	0	0	0	0	0	0	0	22							
25	Dawson Baker	G 21:46	4-6	2-4	1-2	1-3	4-3	11-0	0	0	0	0	0	0	0	0	0	0	4							
7	Khadim Mboup	19:13	3-4	0-0	0-0	2-3	3-3	0-6	1	1	0	0	0	0	0	0	0	0	12							
2	Tyler Mrus	20:09	2-7	2-7	0-0	0-3	3-1	6-0	0	0	0	0	0	0	0	0	0	0	29							
24	Dominique Diomande	15:46	1-4	0-3	4-4	3-5	3-3	6-0	1	1	0	0	0	0	0	0	0	0	13							
33	Xavion Staton	01:16	1-1	0-0	0-0	0-0	0-0	0-2	0	0	0	0	0	0	0	0	0	0	-1							
5	Mihailo Boskovic	04:00	0-2	0-1	3-4	1-1	1-0	2-3	0	0	0	0	0	0	0	0	0	0	5							
6	Aleksej Kostic	03:09	2-3	2-3	0-0	1-1	1-0	6-0	0	0	0	0	0	0	0	0	0	0	0							
51	Jared McGregor	01:14	0-0	0-0	0-0	0-1	1-0	0-0	1	0	0	0	0	0	0	0	0	0	-1							
Team						0-3			3-0		0-0															
Totals			31-65			14-34			22-29		12-32		44		24		25		98		18-8		6-2		3-28	

Major Fouls: Diomande (TF) 2nd 8:32

Shooting By Period		
1 st	FG%	17-32 53.1%
	3PT%	5-16 31.3%
	FT%	6-10 60%
2 nd	FG%	14-33 42.4%
	3PT%	9-18 50.0%
	FT%	16-19 84.2%
GM	FG%	31-65 47.7%
	3PT%	14-34 41.2%
	FT%	22-29 75.9%

Dead Ball Rebounds: 1-0

BYU		WIS	
Biggest lead	2 (1 st 19:16)	32 (2 nd 1:04)	
Best Scoring Run	8 (1 st 10:36)	13 (1 st 12:39)	
Lead Changes	3		
Times Tied	2		
Time with Lead	02:03	36:56	

Points from Turnovers		BYU	
1st	30	32	
2nd	12	15	
3rd	19	14	
4th	19	29	
BYU		45	98



Miami (FL) - 62

Record: 5-2

NO.	Name	Min	FG		3P		FT		Rebounds		Fouls		TP	AS	TO	ST	Blocks		+/-							
			M/A	A/A	M/A	A/A	OR	DR	OR	DR	PF	FD					BS	BA								
5	Malik Reneau	F 28:56	7-16	0-2	0-1	6-3	9-3	1-14	1	2	0	1	2	0	1	2	0	0	-9							
7	Shelton Henderson	F 35:58	6-13	0-1	1-4	4-1	5-2	4-13	4	2	0	3	0	0	0	0	0	0	-14							
8	Ernest Udoh Jr.	C 27:53	3-4	0-0	0-3	3-5	8-5	3-6	0	0	0	1	0	0	0	0	0	0	0							
3	Tre Donaldson	G 36:49	4-16	3-11	1-2	0-4	4-2	2-12	2	5	3	0	1	1	1	0	0	0	0							
10	Tru Washington	G 25:16	2-9	0-4	1-1	1-3	4-1	1-5	1	1	1	0	0	0	0	0	0	0	-10							
11	Salih Altuntas	06:20	0-0	0-0	1-2	1-2	3-0	1-1	0	0	0	0	0	0	0	0	0	0	-2							
35	Dante Allen	23:06	2-5	1-3	2-2	0-2	2-2	4-7	2	2	0	1	0	1	0	0	0	0	-5							
4	Marcus Allen	12:16	1-2	1-1	1-2	0-2	2-2	0-2	4	0	0	0	0	0	0	0	0	0	-4							
88	Timotej Malovec	03:26	0-1	0-0	0-0	0-0	0-0	0-0	0	0	0	0	0	0	0	0	0	0	0							
Team						0-2			2-0		0-0															
Totals			25-66			5-22			7-17		15-24		39		17		16		62		10-10		6-4		8-10	

Major Fouls: Udoh Jr. (F1) 2nd 1:12

BYU		UM	
Biggest lead	14 (2 nd 6:52)	6 (1 st 0:23)	
Best Scoring Run	10 (2 nd 14:18)	8 (1 st 9:20)	
Lead Changes	11		
Times Tied	6		
Time with Lead	21:25	14:54	

GAME 7

BYU - 83

Record: 6-1

NO.	Name	Min	FG		3P		FT		Rebounds		Fouls		TP	AS	TO	ST	Blocks		+/-
			M/A	A/A	M/A	A/A	OR	DR	OR	DR	PF	FD					BS	BA	
3	AJ Dybantsa	F 33:56																	

GAME 9

Clemson - 64		Record: 7-3													
NO. Name	Min	FG	3P	FT	Rebounds	Fouls	TP	AS	TO	ST	Blocks	BS	BA	+	-
		M/A	M/A	M/A	OR DR TOT	PF FD					BS	BA			
10 Jake Wahlin	F 16:18	0-4	0-3	1-2	2 2 4	1 1	1	1	2	1	0	0	0	0	-8
11 Nick Davidson	F 21:15	2-6	0-3	2-2	2 2 4	0 1	6	3	1	0	1	0	1	0	-1
22 Carter Walling	C 19:37	2-9	1-4	4-4	3 3 6	3 3	9	1	1	1	1	1	1	1	-14
1 Justin Porter	G 33:25	5-12	5-9	2-2	2 2 4	2 2	17	4	1	1	0	3	3	3	
2 Dillon Hunter	G 23:48	3-4	1-1	0-0	1 2 3	2 1	7	0	2	2	0	0	0	-15	
4 Eftrem Johnson	26:52	4-10	2-5	0-0	2 2 2	0 0	10	1	1	0	2	3	3	1	
0 RJ Godfrey	24:06	5-7	0-0	3-3	4 1 5	3 3	13	2	0	0	1	0	1	-1	
3 Chase Thompson	10:31	0-1	0-1	0-0	0 2 2	0 0	0	0	0	0	0	0	0	10	
5 Zac Foster	20:10	0-4	0-2	1-2	0 1 1	2 1	1	1	3	3	2	0	0	0	
21 Ace Buckner	04:00	0-1	0-1	0-0	0 0 0	1 0	0	0	0	0	0	0	0	0	
Team					3 4 7	0 0	0	0	1						
Totals		21-58	9-29	13-15	17 21 38	14 12	64	15	12	7	5	7	3		

Shooting By Period		
1 st FG%	14-31	45.2%
3PT%	6-17	35.3%
FT%	9-10	90%
2 nd FG%	7-27	25.9%
3PT%	3-12	25.0%
FT%	4-5	80%
GM FG%	21-58	36.2%
3PT%	9-29	31.0%
FT%	13-15	86.7%

Dead Ball Rebounds: 1-0

BYU - 67		Record: 8-1													
NO. Name	Min	FG	3P	FT	Rebounds	Fouls	TP	AS	TO	ST	Blocks	BS	BA	+	-
		M/A	M/A	M/A	OR DR TOT	PF FD					BS	BA			
3 AJ Dybantsa	F 33:52	9-17	1-2	9-10	4 5 9	0 8	28	6	3	0	0	2	5	5	
13 Keba Keita	C 27:43	5-7	0-0	0-0	3 4 7	1 2	10	1	0	2	3	1	10		
1 Robert Wright III	G 35:54	6-14	3-5	2-3	1 4 5	3 2	17	3	3	1	0	1	10		
15 Richie Saunders	G 36:21	2-11	0-7	1-1	3 1 4	1 1	5	0	1	1	2	0	5		
30 Kennard Davis Jr.	G 37:00	2-9	1-6	0-0	1 1 2	0 0	5	1	2	4	0	1	8		
6 Aleksaj Kostic	07:23	0-2	0-0	0-0	0 0 0	0 0	0	0	0	0	0	0	-4		
7 Khadim Mboup	12:12	1-1	0-0	0-0	2 2 2	3 1	2	0	0	0	2	0	-10		
5 Mihailo Boskovic	04:17	0-0	0-0	0-0	0 0 0	0 0	0	1	0	0	0	0	0		
24 Dominique Diomande	02:30	0-0	0-0	0-0	0 0 0	0 0	0	0	0	0	0	0	-7		
2 Tyler Mrus	02:48	0-1	0-1	0-0	0 0 0	1 0	0	0	0	0	0	0	-10		
Team					4 3 7	0 0	0	0							
Totals		25-62	5-23	12-14	16 20 36	12 14	67	12	9	8	7	5	3		

Shooting By Period		
1 st FG%	10-30	33.3%
3PT%	2-13	15.4%
FT%	2-3	66.7%
2 nd FG%	16-30	53.3%
3PT%	3-10	30.0%
FT%	10-11	90.9%
GM FG%	25-62	40.3%
3PT%	5-23	21.7%
FT%	12-14	85.7%

Dead Ball Rebounds: 2-1

Clemson		BYU	
Biggest lead	22 (2 nd 19:50)	6 (2 nd 1:10)	
Best Scoring Run	22 (2 nd 19:50)	12 (2 nd 15:16)	
Lead Changes	4		
Times Tied	9		
Time with Lead	24:34	08:05	

Points from Turnovers	Clemson	BYU
Paint	14	10
Second Chance	12	22
Fast Breaks	7	11
Bench	24	2

Period by Period Scoring	1st	2nd	TOT
Clemson	43	21	64
BYU	22	45	67



GAME 11

Pacific - 57		Record: 8-4													
NO. Name	Min	FG	3P	FT	Rebounds	Fouls	TP	AS	TO	ST	Blocks	BS	BA	+	-
		M/A	M/A	M/A	OR DR TOT	PF FD					BS	BA			
2 Elias Ralph	F 37:04	5-14	2-6	0-0	2 5 7	2 0	12	4	0	2	1	2	-39		
14 Isaac Jack	C 27:39	4-10	0-0	0-0	2 0 2	3 1	8	1	0	0	1	1	-25		
1 Justin Rochelin	G 22:13	3-10	0-3	0-1	1 4 5	4 2	6	2	3	0	0	2	-18		
9 Kaius Kubrickas	G 31:36	5-6	4-5	0-0	4 4 4	2 2	14	3	1	3	1	0	-30		
10 TJ Wainwright	G 23:39	2-8	0-4	0-0	1 2 3	2 1	4	2	4	1	0	0	-24		
6 Jaden Clayton	30:13	1-8	0-5	0-0	1 1 3	1 2	6	5	2	0	0	0	-24		
15 Jaon Pitt	14:13	2-4	0-1	0-0	2 0 2	1 1	4	2	1	0	0	0	-17		
0 Alexis Marmolejos	04:17	1-2	1-1	0-0	0 0 0	0 0	3	0	0	0	0	0	1		
24 KC Ibekwe	09:06	2-2	0-0	0-2	3 2 2	1 1	4	0	1	0	1	0	-3		
Team					3 3 6	0 0	0	0	3						
Totals		25-64	7-25	0-3	11 21 32	18 9	57	20	18	8	4	6	-36		

Shooting By Period		
1 st FG%	10-30	33.3%
3PT%	0-11	0.0%
FT%	0-0	0%
2 nd FG%	15-34	44.1%
3PT%	7-14	50.0%
FT%	0-3	0%
GM FG%	25-64	39.1%
3PT%	7-25	28.0%
FT%	0-3	0.0%

Dead Ball Rebounds: 2-0

BYU - 93		Record: 10-1													
NO. Name	Min	FG	3P	FT	Rebounds	Fouls	TP	AS	TO	ST	Blocks	BS	BA	+	-
		M/A	M/A	M/A	OR DR TOT	PF FD					BS	BA			
3 AJ Dybantsa	F 29:18	8-14	1-5	6-8	3 7 10	0 5	23	2	2	3	0	0	31		
13 Keba Keita	C 18:22	1-3	0-0	0-0	3 5 8	1 2	2	1	1	0	2	1	30		
1 Robert Wright III	G 29:50	8-16	2-5	4-4	1 4 5	2 2	22	4	3	0	5	0	31		
15 Richie Saunders	G 32:46	5-7	3-4	11-12	3 4 2 8	24	3	2	5	0	0	0	31		
30 Kennard Davis Jr.	G 23:47	1-10	0-7	0-0	2 2 3	0 2	11	0	1	0	0	1	10		
2 Tyler Mrus	20:16	4-4	4-4	3-3	0 2 2	0 1	15	1	0	0	0	0	25		
7 Khadim Mboup	19:48	0-3	0-1	0-0	1 5 6	1 0	0	1	0	0	3	0	27		
5 Mihailo Boskovic	12:45	1-1	0-0	0-0	0 0 0	0 0	2	2	0	0	1	0	9		
24 Dominique Diomande	09:00	1-3	1-2	0-0	0 0 0	0 0	3	0	0	0	0	0	9		
33 Xavion Staton	03:58	0-1	0-0	0-0	1 1 0	0 0	0	1	0	0	0	0	-2		
Team					4 0 4	0 0	0	0							
Totals		29-62	11-28	24-27	13 29 42	9 18	93	16	9	13	6	4	36		

Shooting By Period		
1 st FG%	15-38	39.5%
3PT%	3-15	20.0%
FT%	8-9	88.9%
2 nd FG%	14-24	58.3%
3PT%	8-13	61.5%
FT%	16-18	88.9%
GM FG%	29-62	46.8%
3PT%	11-28	39.3%
FT%	24-27	88.9%

Dead Ball Rebounds: 2-0

UOP		BYU	
Biggest lead	0 (1 st 20:00)	41 (2 nd 3:29)	
Best Scoring Run	12 (2 nd 14:29)	18 (2 nd 9:10)	
Lead Changes	0		
Times Tied	0		
Time with Lead	00:00	39:34	

Points from Turnovers	UOP	BYU
Paint	9	25
Second Chance	16	16
Fast Breaks	11	26
Bench	13	20

Period by Period Scoring	1st	2nd	TOT
UOP	20	37	57
BYU	41	52	93



GAME 10

UC Riverside - 83		Record: 5-6													
NO. Name	Min	FG	3P	FT	Rebounds	Fouls	TP	AS	TO	ST	Blocks	BS	BA	+	-
		M/A	M/A	M/A	OR DR TOT	PF FD					BS	BA			
8 BJ Koly	F 20:51	6-11	0-1	0-0	1 2 3	5 0	12	1	3	1	3	0	-13		
9 Osiris Grady	F 37:49	2-8	0-2	0-2	1 6 7	0 4	4	2	2	0	0	1	-46		
1 Du'Undrae Perotele	G 34:23	4-5	2-3	0-1	1 3 4	1 1	10	5	0	4	1	0	-38		
10 Marcus Worley	G 20:53	2-5	1-2	0-0	1 0 1	5 0	4	1	0	0	0	0	-28		
12 Andrew Henderson	G 22:30	5-15	3-9	1-2	0 3 3	4 1	14	2	2	0	1	0	-29		
0 Tyler Jones	17:31	1-5	1-3	0-0	0 0 0	0 0	2	1	0	0	0	0	-21		
13 Ben Waller	14:40	1-4	1-2	0-0	0 3 3	0 0	3	1	0	0	0	0	-17		
22 Denzel Hines	04:28	0-1	0-0	0-0	0 0 0	0 0	0	0	0	1	1	0	-1		
23 Dylan Godfrey	14:17	1-3	0-2	0-0	0 3 3	1 0	2	0	2	0	0	0	-21		
34 Daniel Tobloba	03:50	0-1	0-0	0-0	1 1 2	0 0	0	0	0	0	0	0	-4		
2 EJ Spillman	08:48	0-4	0-1	0-0	0 0 0	2 0	0	0	0	0	0	0	-19		
Team					2 2 4	0 0	0	0							
Totals		22-62	8-25	1-5	7 23 30	20 7	53	12	18	5	4	3	-47		

Shooting By Period		
1 st FG%		

GAME 13

Eastern Washington - 81		Record: 2-11												
NO. Name	Min	FG	3P	FT	Rebounds	Fouls	TP	AS	TO	ST	Blocks	+	-	
		M/A	M/A	M/A	OR DR TOT	PF					BS BA			
4 Alton Hamilton IV	F 33:42	5-9	1-3	2-2	2 3 5	2	2	13	6	3	0	1	2	-29
15 Kiree Hule	F 26:49	8-11	0-0	1-4	2 1 3	2	4	17	1	2	1	0	0	-17
2 Isaiiah Moses	G 33:22	9-12	2-7	2-2	2 5 7	2	5	10	5	2	1	0	0	-16
12 Stratton Rogers	G 19:24	2-4	0-0	0-0	2 3 5	3	1	4	0	1	0	0	1	-23
22 Jojo Anderson	G 23:21	6-9	1-3	0-0	1 1 3	0	0	13	1	2	2	0	0	-21
5 Elijah Thomas	10:27	1-2	0-1	0-0	0 0 0	0	0	2	1	0	0	0	0	-4
21 Johnny Radford	22:33	3-8	3-7	2-2	0 2 2	1	1	11	1	0	1	0	0	-17
3 Emmett Marquardt	16:38	2-7	2-7	2-2	1 1 2	1	1	8	2	1	0	0	0	-4
1 Tyler Powell	10:47	1-3	1-2	0-0	0 2 2	3	0	3	1	1	1	0	0	-3
10 Maddox Monson	00:59	0-1	0-1	0-0	0 0 0	0	0	0	0	0	0	0	0	-2
11 Cole Scherer	00:59	0-1	0-1	0-0	0 1 1	0	0	0	0	0	0	0	0	-2
35 Shaumba Ngoyi	00:59	0-0	0-0	0-0	0 1 1	0	0	0	0	0	0	0	0	-2
Team					2 0 2	0	0	0	0	1				
Totals		31-67	10-32	9-12	11 20 31	19	14	81	18	14	6	2	3	-28

Shooting By Period		
1 st FG%	17-33	51.5%
3PT%	8-20	40.0%
FT%	6-8	75%
2 nd FG%	14-34	41.2%
3PT%	2-12	16.7%
FT%	3-4	75%
GM FG%	31-67	46.3%
3PT%	10-32	31.3%
FT%	9-12	75.0%

Dead Ball Rebounds: 1-0

GAME 14

BYU - 83		Record: 13-1 (1-0)												
NO. Name	Min	FG	3P	FT	Rebounds	Fouls	TP	AS	TO	ST	Blocks	+	-	
		M/A	M/A	M/A	OR DR TOT	PF					BS BA			
3 AJ Dybantsa	F 32:41	8-15	1-2	7-10	1 7 8	3	7	24	3	7	3	0	0	5
13 Keba Kelta	C 27:11	4-4	0-0	3-6	8 8 16	2	3	11	0	2	0	2	0	-2
1 Robert Wright III	G 36:30	6-15	2-2	4-6	0 4 4	0	6	18	5	4	0	0	1	8
15 Richie Saunders	G 35:17	4-15	3-11	2-2	1 2 3	0	2	13	3	2	2	0	0	7
30 Kennard Davis Jr.	G 35:20	1-5	1-5	1-2	2 4 6	2	3	4	3	2	3	1	0	6
5 Mihailo Boskovic	17:31	3-5	2-3	1-1	1 2 3	5	1	9	1	1	1	0	0	17
34 Abdullah Ahmed	11:53	2-3	0-0	0-0	1 1 2	3	0	4	2	0	0	3	1	10
2 Tyler Mrus	03:37	0-1	0-1	0-0	0 0 0	0	0	0	0	0	0	0	0	-1
Team					2 3 5	0	0	0	0	1				
Totals		28-63	9-24	18-27	16 31 47	16	22	83	17	19	6	2	10	

Shooting By Period		
1 st FG%	16-36	44.4%
3PT%	7-18	38.9%
FT%	6-8	75%
2 nd FG%	12-27	44.4%
3PT%	2-6	33.3%
FT%	12-19	63.2%
GM FG%	28-63	44.4%
3PT%	9-24	37.5%
FT%	18-27	66.7%

Dead Ball Rebounds: 3-0

No. 10 BYU - 109		Record: 12-1												
NO. Name	Min	FG	3P	FT	Rebounds	Fouls	TP	AS	TO	ST	Blocks	+	-	
		M/A	M/A	M/A	OR DR TOT	PF					BS BA			
3 AJ Dybantsa	F 36:03	11-13	2-3	9-11	4 6 10	1	9	33	10	2	0	0	0	22
13 Keba Kelta	C 22:15	2-3	0-0	0-0	2 6 8	3	0	4	0	0	2	1	0	20
1 Robert Wright III	G 34:11	7-14	3-6	0-0	0 3 3	1	1	17	7	3	1	0	0	22
15 Richie Saunders	G 29:19	6-13	4-11	6-6	0 1 1	3	6	22	2	3	0	0	0	35
30 Kennard Davis Jr.	G 27:24	6-13	5-11	0-0	1 1 2	0	2	17	2	0	2	0	1	16
34 Abdullah Ahmed	09:03	0-0	0-0	1-2	3 3 5	0	2	1	0	0	0	0	0	-1
2 Tyler Mrus	14:35	1-5	1-5	0-0	1 1 2	1	0	3	0	0	0	0	0	16
5 Mihailo Boskovic	08:55	1-1	1-1	0-0	1 2 3	0	0	3	1	0	0	0	0	14
7 Khadim Mboup	08:42	3-3	0-0	0-0	1 4 5	2	0	6	0	1	2	1	0	9
6 Alekselj Kostic	07:32	1-4	0-3	1-1	0 0 0	0	1	3	1	0	0	0	0	3
24 Dominique Diomande	01:02	0-0	0-0	0-0	0 0 0	0	0	0	0	0	0	0	0	2
51 Jared McGregor	00:59	0-2	0-2	0-0	0 0 0	0	0	0	0	0	0	0	0	2
Team					3 0 3	0	0	0	0	0				
Totals		38-71	16-42	17-20	15 27 42	14	19	109	23	9	12	3	2	28

Shooting By Period		
1 st FG%	15-33	45.5%
3PT%	7-20	35.0%
FT%	16-19	84.2%
2 nd FG%	23-38	60.5%
3PT%	9-22	40.9%
FT%	1-1	100%
GM FG%	38-71	53.5%
3PT%	16-42	38.1%
FT%	17-20	85.0%

Dead Ball Rebounds: 1-0

EWU		BYU		Points from		EWU		BYU		Period by Period Scoring		
Biggest lead	4 (1 st 13:25)	28 (2 nd 0:34)	Turnovers	0	26	1st	2nd	TOT	EWU	48	33	81
Best Scoring Run	6 (2 nd 14:37)	9 (2 nd 0:34)	Paint	30	42	Fast Breaks	6	23	BYU	53	56	109
Lead Changes	4	1	Second Chance	17	21	Bench	24	16				
Times Tied	1	4	Fast Breaks	6	23							
Time with Lead	02:16	36:46	Bench	24	16							

Kansas St. - 73		Record: 9-5 (0-1)												
NO. Name	Min	FG	3P	FT	Rebounds	Fouls	TP	AS	TO	ST	Blocks	+	-	
		M/A	M/A	M/A	OR DR TOT	PF					BS BA			
15 Taj Manning	F 17:37	2-4	0-1	0-0	3 3 6	3	3	4	1	1	0	1	0	-8
21 Khamari McGriff	F 25:06	5-7	0-1	2-2	1 7 8	4	3	12	2	0	1	0	0	-5
1 Abdi Bashir Jr.	G 29:40	5-13	3-8	3-3	1 3 4	0	1	16	2	1	0	0	1	7
4 PJ Haggerty	G 36:10	8-16	0-2	8-10	4 3 7	4	5	24	6	3	4	0	3	-6
34 Nate Johnson	G 31:08	0-5	0-3	0-0	0 3 3	0	0	1	4	3	0	0	0	-3
14 Moki Ikegwuruka	13:37	1-3	0-0	0-0	1 1 1	0	0	2	0	1	2	0	0	35
22 Dorin Bucsa	14:54	0-2	0-0	0-2	1 0 1	3	0	3	1	1	0	0	0	-5
10 Robert Wright III	27:14	6-14	0-5	1-2	0 2 2	3	1	13	0	1	0	0	0	-21
3 CJ Jones	04:35	1-3	0-1	0-0	0 0 0	0	0	1	0	0	1	0	1	-4
Team					1 2 3	0	0	0	0	0				
Totals		28-67	3-21	14-19	11 24 35	22	16	73	15	12	2	6	10	

Shooting By Period		
1 st FG%	15-32	46.9%
3PT%	2-13	15.4%
FT%	9-11	81.8%
2 nd FG%	16-33	48.5%
3PT%	1-8	12.5%
FT%	5-8	62.5%
GM FG%	28-67	41.8%
3PT%	3-21	14.3%
FT%	14-19	73.7%

Dead Ball Rebounds: 2-1

BYU		KState		Points from		BYU		KState		Period by Period Scoring		
Biggest lead	12 (2 nd 6:42)	5 (1 st 15:24)	Turnovers	7	17	1st	2nd	TOT	BYU	45	38	83
Best Scoring Run	9 (1 st 11:55)	5 (1 st 16:22)	Paint	32	48	Fast Breaks	11	4	KState	35	38	73
Lead Changes	4	7	Second Chance	20	7							
Times Tied	2	4	Fast Breaks	11	4							
Time with Lead	34:00	03:34	Bench	13	17							



GAME 15

Arizona St. - 76		Record: 9-6 (0-2)												
NO. Name	Min	FG	3P	FT	Rebounds	Fouls	TP	AS	TO	ST	Blocks	+	-	
		M/A	M/A	M/A	OR DR TOT	PF					BS BA			
1 Santiago Trouet	F 16:11	2-6	0-0	0-0	2 1 3	3	0	4	0	0	0	0	0	-21
23 Allen Mukeba	F 20:05	2-6	0-0	0-1	1 3 4	4	2	4	1	1	1	0	2	-18
35 Massamba Diop	C 35:44	9-13	0-0	6-8	5 4 9	1	7	22	2	4	1	0	0	-28
2 Anthony Johnson	G 36:36	7-21	3-9	7-9	2 4 1	1	6	24	4	4	1	1	3	-24
5 Maurice Odum	G 33:59	4-11	2-6	0-0	2 2 3	1	10	6	0	1	0	0	0	-24
14 Andrija Grbovic	26:16	4-8	2-4	0-0	1 3 4	4	10	10	1	1	1	0	0	-10
15 Noah Meeusen	26:21	1-8	0-5	0-0	2 2 4	3	5	2	4	3	4	0	0	-7
12 Trevor Best	04:49	0-1	0-1	0-0	0 0 0	0	0	0	0	1	1	0	0	-8
Team					7 1 8	0	0	0	0	1				
Totals		28-74	7-25	13-18	20 18 38	19	21	76	18	15	10	1	10	-28

Shooting By Period		

GAME 17

TCU - 70		Record: 11-6 (1-3)												
NO. Name	Min	FG M/A	3P M/A	FT M/A	Rebounds OR DR TOT	Fouls PF FD	TP	AS	TO	ST	Blocks BS BA +/-			
24 David Punch	F 22:49	2-6	0-0	3-8	2 5 7	4 6 7	1	3	0	0	1	-15		
3 Xavier Edmonds	F 27:44	6-14	2-4	5-6	2 6 8	4 5 19	2	2	1	2	0	9		
1 Jayden Pierre	G 22:20	2-3	1-2	0-0	0 1 1	5 1 5	3	0	0	0	0	-10		
2 Brock Harding	G 31:24	4-11	0-5	0-0	2 2 2	2 8 7	2	1	0	0	2			
3 Luitarus Lelevicius	G 25:56	2-5	2-3	0-0	0 3 3	2 0 6	0	1	1	0	2			
00 Jace Posey	15:51	3-5	1-2	1-1	0 1 0	2 1 8	0	0	0	0	-6			
5 Mich Robinson	27:01	4-10	1-6	1-1	0 6 6	2 1 2	10	2	0	0	1	-7		
55 Tanner Tootson	26:55	2-7	1-5	2-2	0 1 1	1 2 7	1	0	0	2	0	-4		
Team					4 3 7	0 0 0	0	1						
Totals		25-61	8-27	12-18	9 27 36	22 19 70	16	9	3	4	4	-6		

Shooting By Period		
1 st FG%	12-30	40.0%
3PT%	4-13	30.8%
FT%	8-11	72.7%
2 nd FG%	13-31	41.9%
3PT%	4-14	28.6%
FT%	4-7	57.1%
GM FG%	25-61	41.0%
3PT%	8-27	29.6%
FT%	12-18	66.7%

Dead Ball Rebounds: 3-0

Major Fouls: NONE

BYU - 76		Record: 16-1 (4-0)												
NO. Name	Min	FG M/A	3P M/A	FT M/A	Rebounds OR DR TOT	Fouls PF FD	TP	AS	TO	ST	Blocks BS BA +/-			
3 AJ Dybantosa	F 32:59	8-22	2-7	7-7	1 5 6	2 5 25	1	2	0	0	0	13		
13 Keba Keita	C 27:24	3-4	0-0	1-3	5 5 10	4 4 4	7	2	0	1	3	11		
1 Robert Wright III	G 39:05	5-14	1-3	4-4	3 3 6	0 2 15	6	2	0	0	0	8		
15 Richie Saunders	G 26:01	4-12	1-6	9-11	2 4 6	4 6 18	1	1	0	0	1	-3		
30 Kennard Davis Jr.	G 36:14	1-7	0-4	0-0	2 4 6	1 2 2	0	0	3	0	2	1		
5 Mihalio Boskovic	14:34	3-5	1-2	1-1	2 2 4	3 1 8	1	2	0	1	0	0		
2 Tyler Mrus	05:09	0-1	0-1	0-0	0 0 0	1 0 1	0	0	0	0	0	0		
7 Khadim Mboup	15:20	0-3	0-1	1-3	4 4 8	4 2 1	0	1	1	0	0	-2		
6 Aleksej Kostic	02:49	0-0	0-0	0-0	1 1 0	0 0 0	0	0	0	0	0	-6		
24 Dominique Diomande	00:27	0-0	0-0	0-0	0 0 0	0 0 0	0	0	0	0	0	1		
Team					2 2 4	0 0 0	0	1						
Totals		24-68	5-24	23-29	21 30 51	19 22 76	11	9	5	4	4	6		

Shooting By Period		
1 st FG%	13-30	43.3%
3PT%	1-11	9.1%
FT%	11-14	78.6%
2 nd FG%	15-36	41.7%
3PT%	4-13	30.8%
FT%	12-15	80%
GM FG%	24-68	35.3%
3PT%	5-24	20.8%
FT%	23-29	79.3%

Dead Ball Rebounds: 2-0

Major Fouls: NONE

TCU		BYU		Points from		Turnovers		Period by Period Scoring	
Biggest lead	9 (2 nd 19:31)	9 (2 nd 0:10)	Turnovers	TCU	BYU	1st	2nd	TOT	
Best Scoring Run	8 (1 st 6:02)	9 (2 nd 12:39)	Paint	30	38	TCU	36	34	70
Lead Changes	5	5	Second Chance	11	24	BYU	30	46	76
Times Tied	6	6	Fast Breaks	13	8				
Time with Lead	21:05	14:02	Bench	25	9				



GAME 19

Utah - 78		Record: 9-11 (1-6)												
NO. Name	Min	FG M/A	3P M/A	FT M/A	Rebounds OR DR TOT	Fouls PF FD	TP	AS	TO	ST	Blocks BS BA +/-			
0 Seydou Traore	F 27:38	3-11	1-7	0-0	2 4 6	2 0 7	2	1	0	0	0	-11		
8 Keanu Dawes	F 32:54	7-10	4-5	5-5	0 6 6	3 6 23	1	2	0	0	1	-11		
32 James Okonkwo	F 26:03	1-1	0-0	0-0	2 3 5	2 1 2	1	0	0	1	0	-1		
2 Terrence Brown	G 32:26	7-14	4-4	4-4	1 0 1	2 4 22	4	0	0	0	2	-35		
3 Don McHenry	G 31:43	7-14	2-3	0-0	0 2 2	1 0 16	4	0	2	0	1	-19		
13 Kendyl Sanders	20:11	2-4	2-2	2-2	2 2 4	1 8	1	1	0	1	0	-8		
21 Obomate Abbey	14:28	0-3	0-0	0-0	0 0 0	3 1 0	4	2	2	0	0	9		
7 Josh Hayes	13:57	0-2	0-0	0-0	0 0 0	3 1 0	0	0	0	0	1	-12		
9 Jerry Huang	00:41	0-0	0-0	0-0	0 0 0	0 0 0	0	0	0	0	0	3		
Team					1 1 2	0 0 0	0	0						
Totals		27-59	13-21	11-11	6 18 24	19 13 78	17	6	4	2	5	-13		

Shooting By Period		
1 st FG%	14-30	46.7%
3PT%	5-11	45.5%
FT%	6-6	100%
2 nd FG%	14-29	48.3%
3PT%	8-10	80.0%
FT%	5-5	100%
GM FG%	27-59	45.8%
3PT%	13-21	61.9%
FT%	11-11	100.0%

Dead Ball Rebounds: 0-0

Major Fouls: NONE

BYU - 91		Record: 17-2 (5-1)												
NO. Name	Min	FG M/A	3P M/A	FT M/A	Rebounds OR DR TOT	Fouls PF FD	TP	AS	TO	ST	Blocks BS BA +/-			
3 AJ Dybantosa	F 35:58	15-24	4-5	9-10	1 5 6	0 6 43	3	3	0	1	1	24		
13 Keba Keita	C 21:25	3-3	0-0	0-1	3 4 7	0 4 6	1	0	0	1	0	11		
1 Robert Wright III	G 35:52	6-11	2-3	7-8	1 4 5	0 6 21	3	0	1	0	1	16		
15 Richie Saunders	G 30:35	4-13	1-5	3-4	2 1 3	3 2 12	2	1	1	0	1	16		
30 Kennard Davis Jr.	G 11:14	0-2	0-2	0-0	0 1 1	2 1 0	2	0	1	0	0	0		
6 Aleksej Kostic	06:28	0-1	0-0	0-0	0 0 0	2 0 0	0	1	0	0	0	-11		
34 Abdullah Ahmed	17:18	3-3	0-0	0-0	2 1 3	0 0 6	3	1	0	1	0	10		
7 Khadim Mboup	20:54	0-0	0-0	0-0	0 6 6	1 0 0	1	0	1	2	0	11		
5 Mihalio Boskovic	14:34	1-2	1-2	0-0	1 2 3	0 1 0	3	2	0	1	0	8		
24 Dominique Diomande	03:08	0-0	0-0	0-0	0 0 0	3 0 0	0	1	0	0	0	-4		
2 Tyler Mrus	01:17	0-0	0-0	0-0	1 0 1	1 0 0	0	1	0	0	0	-8		
51 Jared McGregor	01:17	0-1	0-1	0-0	0 0 0	0 0 0	0	0	0	0	0	-8		
Team					3 2 5	0 0 0	0	0						
Totals		32-60	8-19	19-23	14 26 40	13 19 91	17	8	5	5	2	13		

Shooting By Period		
1 st FG%	14-30	46.7%
3PT%	4-10	40.0%
FT%	10-14	71.4%
2 nd FG%	18-30	60.0%
3PT%	4-9	44.4%
FT%	9-9	100%
GM FG%	32-60	53.3%
3PT%	8-19	42.1%
FT%	19-23	82.6%

Dead Ball Rebounds: 0-0

Major Fouls: NONE

UTAH		BYU		Points from		Turnovers		Period by Period Scoring	
Biggest lead	2 (1 st 6:56)	21 (2 nd 2:33)	Turnovers	UTAH	BYU	1st	2nd	TOT	
Best Scoring Run	8 (2 nd 0:27)	8 (2 nd 9:56)	Paint	18	48	UTAH	37	41	78
Lead Changes	4	4	Second Chance	2	19	BYU	42	49	91
Times Tied	5	5	Fast Breaks	6	9				
Time with Lead	00:31	36:13	Bench	8	9				



GAME 18

BYU - 71		Record: 16-2 (4-1)												
NO. Name	Min	FG M/A	3P M/A	FT M/A	Rebounds OR DR TOT	Fouls PF FD	TP	AS	TO	ST	Blocks BS BA +/-			
3 AJ Dybantosa	F 31:56	6-17	0-3	1-1	2 1 3	1 1 13	1	3	1	0	2	-28		
13 Keba Keita	C 21:05	0-2	0-0	0-0	2 3 5	1 7 28	3	4	1	0	1	-6		
1 Robert Wright III	G 37:52	9-17	1-5	9-9	2 3 5	1 7 28	3	4	1	0	1	-6		
15 Richie Saunders	G 38:35	7-15	3-7	1-1	1 3 4	1 2 18	0	2	2	1	1	-14		
30 Kennard Davis Jr.	G 29:47	2-8	0-6	1-1	1 1 2	4 1 5	0	1	2	0	0	-20		
7 Khadim Mboup	16:52	1-3	0-0	0-2	3 3 6	2 1 2	1	1	1	0	0	12		
34 Abdullah Ahmed	16:26	1-1	0-0	0-0	1 5 6	5 0 2	0	1	0	1	0	16		
5 Mihalio Boskovic	07:27	1-1	1-1	0-0	1 2 3	1 0 3	0	0	0	0	0	-1		
Team					0 2 2	0 0 0	0	0						
Totals		27-64	5-22	12-14	12 23 35	17 12 71	5	12	7	5	4	-13		

Shooting By Period		
1 st FG%	14-33	42.4%
3PT%	1-8	12.5%
FT%	2-4	50%
2 nd FG%	13-31	41.9%
3PT%	4-14	28.6%
FT%	10-10	100%
GM FG%	27-64	42.2%
3PT%	5-22	22.7%
FT%	12-14	85.7%

Dead Ball Rebounds: 1-0

Major Fouls: NONE

Texas Tech - 84		Record: 14-4 (4-1)												
NO. Name	Min	FG M/A	3P M/A	FT M/A	Rebounds OR DR TOT	Fouls PF FD	TP	AS	TO	ST	Blocks BS BA +/-			
8 Ivan Kharchenkov	F 35:25	6-13	2-4	6-8	2 6 8	1 4 20	2	4	2	0	2	14		
12 Donovan Atwell	F 37:35	1-5	1-5	2-3	0 2 2	3 2 5	0	2	2	1	0	14		
15 JT Toppin	F 40:00	11-18	3-4	2-3	5 7 12	2 4 27	0	2	2	1	1	13		
4 Christian Anderson	G 40:30	6-14	4-10	6-6	0 4 4	1 5 22	7	2	0	2	1	13		
11 Jaylen Petty	G 36:37	3-7	1-4	3-3	0 4 4	2 10 4	1	0	0	1	0	28		
1 Tyrese Bryan	03:18	0-2	0-2	0-0	0 0 0	0 0 0	0	0	0	0	0	-5		
6 Leon Horner	01:23	0-0	0-0	0-0	0 1 1	0 0 0	0	0	0	0	0	-2		
8 Nolan Groves	06:12	0-0	0-0	0-0	1 0 1	1 0 0	0	0	0	1	0	0	-8	
Team					2 2 4	0 0 0	0	0						
Totals		27-59	11-29	19-23	10 26 36	12 17 84	13	10	7	4	5	13		

Shooting By Period		
1 st FG%	17-34	50.0%
3PT%	5-16	31.3%
FT%	5-8	62.5%
2 nd FG%	16-28	57.1%
3PT%	6-13	46.2%
FT%	14-15	93.3%
GM FG%	27-59	45.8%
3PT%	11-29	37.9%
FT%	19-23	82.6%

Dead Ball Rebounds: 3-0

Major Fouls: NONE

BYU		TTU		Points from		Turnovers		Period by Period Scoring	
Biggest lead	9 (2 nd 9:26)	15 (2 nd 0:57)	Turnovers	BYU	TTU	1st	2nd	TOT	
Best Scoring Run	8 (2 nd 11:16) <td>11 (2nd 2:39)</td> <td>Paint</td> <td>40</td> <td>28</td> <td>BYU</td> <td>31</td> <td>40</td> <td>71</td>	11 (2 nd 2:39)	Paint	40	28	BYU	31	40	71
Lead Changes	6	6	Second Chance	12	11	TTU	32	52	84
Times Tied	9	9	Fast Breaks	5	7				
Time with Lead	13:12	21:44	Bench	7	0				



GAME 20

Arizona - 86		Record: 21-0 (8-0)												
NO. Name	Min	FG M/A	3P M/A	FT M/A	Rebounds OR DR TOT	Fouls PF FD	TP	AS	TO	ST	Blocks BS BA +/-			
10 Koa Peat	F 2													

GAME 21

BYU - 82		Record: 17-4 (5-3)														
NO. Name	Min	FG	3P	FT	Rebounds	Fouls	TP	AS	TO	ST	Blocks	+/-				
		M-A	M-A	M-A	OR DR TOT	PF	FD				BS BA					
3 AJ Dybantosa	F 34:19	6-12	2-4	3-4	0	1	1	4	17	1	2	0	0	1	-7	
13 Keba Keita	C 25:42	4-6	0-0	1-3	4	3	7	3	9	0	1	1	2	0	1	
1 Robert Wright III	G 35:10	7-16	2-5	2-4	0	1	1	3	2	18	6	1	0	0	-6	
15 Richie Saunders	G 38:57	11-19	6-14	5-6	3	7	10	1	4	33	2	2	1	0	-4	
30 Kennard Davis Jr.	G 13:39	1-6	0-4	0-0	0	2	2	3	1	2	1	0	0	0	-5	
5 Mihailo Boskovic	15:23	0-1	0-1	0-0	1	1	2	3	0	0	2	1	0	0	-13	
6 Alekselj Kostic	11:37	0-3	0-3	0-0	0	0	0	1	0	0	0	0	0	0	-2	
34 Abdullah Ahmed	14:18	0-1	0-0	0-0	1	5	6	1	1	0	0	0	0	1	-9	
7 Khadim Mboup	10:55	1-2	1-1	0-0	0	3	3	2	0	3	1	0	0	0	5	
Team					3	2	5	0	0	0	0	0	0	0		
Totals		30:66	11:32	11:17	12	25	37	18	15	82	13	7	3	4	3	-8

Shooting By Period		
1 st FG%	14-33	42.4%
3PT%	4-16	25.0%
FT%	1-3	33.3%
2 nd FG%	16-33	48.5%
3PT%	7-16	43.8%
FT%	10-14	71.4%
GM FG%	30-66	45.5%
3PT%	11-32	34.4%
FT%	11-17	64.7%

Dead Ball Rebounds: 2.0

Kansas - 90		Record: 16-5 (6-2)														
NO. Name	Min	FG	3P	FT	Rebounds	Fouls	TP	AS	TO	ST	Blocks	+/-				
		M-A	M-A	M-A	OR DR TOT	PF	FD				BS BA					
15 Bryson Tiller	F 37:43	8-13	3-5	2-4	0	7	7	3	2	21	0	0	0	1	0	4
40 Flory Bidunga	F 33:14	5-7	0-0	6-11	3	3	6	2	9	16	4	0	0	2	2	8
3 Tre White	G 37:17	4-6	2-3	2-3	0	6	6	3	2	12	3	5	1	0	1	4
14 Melvin Council Jr.	G 36:36	7-16	1-4	0-0	1	5	6	1	1	15	6	1	1	0	1	8
22 Darryn Peterson	G 20:21	6-8	3-5	3-4	0	3	3	2	2	18	1	0	3	0	0	15
13 Elmarko Jackson	04:21	0-1	0-1	0-0	0	1	1	2	1	0	0	0	0	0	0	5
11 Jamar McDowell	25:39	2-5	2-4	2-2	0	3	3	2	1	8	2	0	0	0	0	-2
1 Jayden Dawson	04:49	0-0	0-0	0-0	0	0	0	0	0	1	0	0	0	0	0	-2
Team					0	0	0	0	0	0	0	0	0	0	0	
Totals		32:56	11:22	15:24	4	26	32	15	18	90	17	6	5	3	4	8

Shooting By Period		
1 st FG%	18-28	64.3%
3PT%	8-15	53.3%
FT%	9-12	75.0%
2 nd FG%	14-28	50.0%
3PT%	2-10	20.0%
FT%	7-9	77.8%
GM FG%	32-56	57.1%
3PT%	11-22	50.0%
FT%	15-24	62.5%

Dead Ball Rebounds: 4.0

BYU		KAN	
Biggest lead	3 (1 st 18:40)	21 (1 st 3:31)	
Best Scoring Run	7 (2 nd 11:16)	13 (1 st 7:40)	
Lead Changes	1		
Times Tied	0		
Time with Lead	00:51	37:49	

Points from Turnovers		BYU		KAN	
Turnovers	5	15			
Paint	34	34			
Second Chance	13	7			
Fast Breaks	2	11			
Bench	3	8			

Period by Period Scoring			
	1st	2nd	TOT
BYU	33	49	82
KAN	53	37	90



GAME 23

Houston - 77		Record: 21-2 (9-1)														
NO. Name	Min	FG	3P	FT	Rebounds	Fouls	TP	AS	TO	ST	Blocks	+/-				
		M-A	M-A	M-A	OR DR TOT	PF	FD				BS BA					
11 Joseph Tugler	F 23:56	4-4	0-0	2-2	1	5	6	5	4	10	1	1	0	2	0	-4
5 Chris Cenac Jr.	C 29:02	7-12	2-4	0-0	1	4	5	4	1	16	0	0	1	1	1	19
4 Kingston Flemings	G 34:39	9-18	0-3	3-4	0	5	5	3	7	19	5	1	1	0	3	15
7 Milos Uzan	G 39:59	2-10	2-5	2-3	1	2	3	3	2	8	5	1	1	0	1	11
21 Emanuel Sharp	G 34:21	5-10	2-4	2-2	2	2	4	3	2	14	4	1	1	0	0	20
14 Kalifa Sakho	16:04	2-2	0-0	3-4	2	2	4	2	2	7	0	0	0	0	0	7
1 Ishah Harwell	07:42	1-3	1-3	0-0	1	2	3	1	0	3	0	0	0	0	0	-12
3 Ramon Walker Jr.	09:54	0-1	0-1	0-0	1	0	1	0	0	0	0	0	0	0	0	-10
25 Mercy Miller	04:23	0-1	0-0	0-0	1	1	2	0	0	0	0	0	0	0	0	1
Team					3	4	7	0	0	0	0	0	0	0	0	
Totals		29:61	7:20	12:15	13	27	40	22	18	77	15	4	4	3	5	11

Shooting By Period		
1 st FG%	14-31	45.2%
3PT%	5-12	41.7%
FT%	4-4	100%
2 nd FG%	15-30	50.0%
3PT%	2-8	25.0%
FT%	8-11	72.7%
GM FG%	29-61	47.5%
3PT%	7-20	35.0%
FT%	12-15	80.0%

Dead Ball Rebounds: 0.0

BYU - 66		Record: 17-6 (5-5)														
NO. Name	Min	FG	3P	FT	Rebounds	Fouls	TP	AS	TO	ST	Blocks	+/-				
		M-A	M-A	M-A	OR DR TOT	PF	FD				BS BA					
3 AJ Dybantosa	F 34:57	9-14	3-4	7-12	2	3	5	1	8	28	4	1	0	1	0	-5
13 Keba Keita	C 21:57	1-6	0-0	2-5	3	2	5	3	3	4	0	0	0	3	2	-7
1 Robert Wright III	G 35:57	6-9	3-3	2-3	0	2	2	3	5	17	1	1	0	0	0	-12
15 Richie Saunders	G 32:33	1-8	1-6	4-5	3	4	7	2	3	7	4	3	1	0	0	-8
30 Kennard Davis Jr.	G 29:03	2-9	1-7	0-1	1	5	6	2	2	5	0	1	2	0	0	-15
7 Khadim Mboup	16:21	0-2	0-1	0-0	1	1	2	3	0	0	1	0	0	0	0	6
34 Abdullah Ahmed	15:42	2-4	0-0	1-2	1	2	3	1	1	5	0	0	0	0	1	0
6 Alekselj Kostic	09:26	0-1	0-1	0-0	2	2	3	0	0	1	0	0	0	0	0	6
5 Mihailo Boskovic	02:40	0-0	0-0	0-0	0	0	0	0	0	0	0	0	0	0	0	-9
24 Dominique Diomande	01:25	0-0	0-0	0-0	0	0	0	0	0	0	0	0	0	0	0	-1
Team					3	1	4	0	0	0	0	0	0	0	0	
Totals		21:53	8:22	16:28	14	22	36	18	22	66	11	6	3	5	3	-11

Shooting By Period		
1 st FG%	11-29	37.9%
3PT%	4-11	36.4%
FT%	5-9	55.6%
2 nd FG%	10-24	41.7%
3PT%	4-11	36.4%
FT%	11-19	57.9%
GM FG%	21-53	39.6%
3PT%	8-22	36.4%
FT%	16-28	57.1%

Dead Ball Rebounds: 3.0

HOU		BYU	
Biggest lead	11 (1 st 3:12)	3 (2 nd 13:31)	
Best Scoring Run	10 (1 st 15:41)	8 (2 nd 14:07)	
Lead Changes	3		
Times Tied	5		
Time with Lead	32:52	02:05	

Points from Turnovers		HOU		BYU	
Turnovers	9	4			
Paint	30	24			
Second Chance	17	11			
Fast Breaks	4	5			
Bench	10	5			

Period by Period Scoring			
	1st	2nd	TOT
HOU	37	40	77
BYU	31	35	66



GAME 22

BYU - 92		Record: 17-5 (5-4)														
NO. Name	Min	FG	3P	FT	Rebounds	Fouls	TP	AS	TO	ST	Blocks	+/-				
		M-A	M-A	M-A	OR DR TOT	PF	FD				BS BA					
3 AJ Dybantosa	F 35:42	13-20	5-8	5-7	2	5	7	3	8	36	4	5	0	0	0	-2
13 Keba Keita	C 28:31	2-3	0-0	0-0	0	3	3	2	0	4	0	0	1	1	1	-4
1 Robert Wright III	G 29:42	5-10	0-2	5-6	2	2	4	4	5	15	4	5	1	0	0	-16
15 Richie Saunders	G 37:21	8-16	4-10	0-0	3	5	8	4	3	20	3	3	0	0	1	-3
30 Kennard Davis Jr.	G 31:28	3-7	2-5	0-0	1	3	4	0	0	8	0	2	2	0	0	1
5 Mihailo Boskovic	18:22	1-4	1-4	1-2	0	2	2	2	1	4	1	0	0	0	0	1
6 Alekselj Kostic	01:03	0-0	0-0	0-0	0	0	0	0	0	0	0	0	0	0	0	-4
34 Abdullah Ahmed	11:55	0-1	0-0	0-0	1	1	2	1	0	0	0	1	0	0	0	-8
7 Khadim Mboup	08:32	1-5	1-1	0-0	2</											

GAME 25

Colorado - 86

Record: 14-12 (4-9)

NO. Name	Min	FG	3P	FT	Rebounds	Fouls	TP	AS	TO	ST	Blocks	+/-
		M/A	M/A	M/A	OR DR TOT	PF FD					BS BA	
7 Sebastian Rancic	36:00	2-9	0-5	5-6	2 8 10	5 4	9	6	2	3	0 1	-5
8 Bangot Dak	35:11	7-12	0-3	1-1	3 4 7	3 2	15	1	0	0	1 0	-7
2 Isiah Johnson	43:27	10-23	4-12	3-4	0 3 3	2 2	27	4	3	1	0 1	-3
11 Jalin Holland	33:25	4-9	1-3	0-4	2 4 6	4 4	9	1	1	2	2 10	
24 Barrington Hargress	41:14	7-11	4-6	2-3	1 4 5	2 3	20	4	1	1	0 0	-5
5 Josiah Sanders	14:50	1-2	0-0	0-0	0 0 0	3 0	2	2	0	0	0 0	-4
25 Fawaz "Tacko" Ifalola	04:54	1-1	0-0	0-0	0 0 0	1 0	2	0	0	0	0 0	-3
3 Alon Michaeli	08:44	1-5	0-2	0-0	0 2 2	0 0	2	0	0	0	0 2	-7
50 Elijah Malone	03:11	0-2	0-0	0-0	0 1 1	0 0	0	0	0	0	0 0	-5
0 Ian Inman	04:04	0-1	0-1	0-0	0 0 0	0 0	0	0	0	0	0 0	-5
Team					1 4 5	1	0	0	0	0	0 0	
Totals	33:75	9-32	11-18	9	30 39	21 15	86	18	7	6	3 6	-4

Shooting By Period

1st FG% 14-34 41.2%
 3PT% 3-11 27.3%
 FT% 1-4 25%

2nd FG% 17-31 54.8%
 3PT% 6-14 42.9%
 FT% 6-7 85.7%

OT FG% 2-10 20.0%
 3PT% 0-7 0.0%
 FT% 4-7 57.1%

GM FG% 33-75 44.0%
 3PT% 9-32 28.1%
 FT% 11-18 61.1%

Dead Ball Rebounds: 2/0

BYU - 90

Record: 19-6 (7-5)

NO. Name	Min	FG	3P	FT	Rebounds	Fouls	TP	AS	TO	ST	Blocks	+/-
		M/A	M/A	M/A	OR DR TOT	PF FD					BS BA	
3 AJ Dybantsa	6:20	1-6	7-10	3 10 13	1 8	20	8	7	3	1	1	10
13 Keba Keita	18:33	2-4	0-0	0-0	1 5 6	0 0	4	0	2	1	0 1	0
1 Robert Wright III	39:40	12-16	4-4	11-13	0 5 5	2 8	39	4	4	0	0 0	-1
15 Richie Saunders	00:45	0-0	0-0	0-0	0 0 0	0 0	0	0	0	0	0 0	-2
30 Kennard Davis Jr.	39:17	3-7	1-3	2-2	0 3 3	0 1	9	3	0	0	0 0	2
2 Tyler Mrus	16:20	2-3	2-3	0-0	1 1 2	3 0	6	0	1	0	0 0	-8
7 Khadim Mboup	15:05	1-3	0-1	0-0	1 2 3	3 0	2	0	0	0	0 0	-7
34 Abdullah Ahmed	22:40	0-1	0-0	1-2	0 5 5	4 2	1	0	0	0	5 0	6
5 Mihailo Boskovic	14:30	1-4	1-1	0-0	0 1 1	0 0	3	1	1	0	0 0	0
6 Alekselj Kostic	15:21	2-4	2-4	0-0	0 1 1	2 1	6	0	1	0	0 0	14
Team					2 5 7	0	0	0	0	0	0 0	
Totals	29:62	11-22	21-27	8	38 46	15 20	90	16	16	5	6 3	4

Shooting By Period

1st FG% 10-26 38.5%
 3PT% 7-11 63.6%
 FT% 2 2 100%

2nd FG% 12-28 42.9%
 3PT% 3-9 33.3%
 FT% 14-17 82.4%

OT FG% 3-5 60.0%
 3PT% 1-2 50.0%
 FT% 5-8 62.5%

GM FG% 29-62 46.8%
 3PT% 11-22 50.0%
 FT% 21-27 77.8%

Dead Ball Rebounds: 1/0

Major Fouls: NONE

	COLO	BYU
Biggest lead	6 (2 nd 15:27)	8 (1 st 2:43)
Best Scoring Run	13 (2 nd 15:27)	7 (1 st 14:35)
Lead Changes	5	7
Times Tied	11	1
Time with Lead	09:35	29:31

Points from Turnovers

	COLO	BYU
Turnovers	21	13
Paint	40	30
Second Chance	9	6
Fast Breaks	10	15
Bench	6	18

Period by Period Scoring

	1st	2nd	OT	TOT
COLO	32	46	8	86
BYU	37	41	12	90



GAME 27

#6 Iowa State - 69

Record: 23-4 (10-4)

NO. Name	Min	FG	3P	FT	Rebounds	Fouls	TP	AS	TO	ST	Blocks	+/-
		M/A	M/A	M/A	OR DR TOT	PF FD					BS BA	
5 Joshua Jefferson	34:44	4-13	1-5	4-5	1 7 8	2 4	13	7	1	2	1 1	-3
22 Milan Momiclovic	24:55	1-5	1-4	2-3	0 3 3	4 2	5	1	1	0	0 1	-7
23 Blake Buchanan	26:37	3-4	0-0	0-0	3 1 4	1 0	6	0	2	0	0 0	-6
3 Tamin Lissney	34:11	7-15	3-4	2-2	1 4 5	2 1	19	3	2	1	0 0	3
27 Klyan Toure	20:52	1-3	0-2	1-2	0 0 0	2 1	3	1	2	0	0 0	-11
0 Nate Heise	28:08	2-5	1-4	2-2	0 4 4	4 1	7	1	1	0	0 0	-14
21 Domyrka Pleta	11:19	1-1	0-0	0-0	0 0 0	2 2	2	0	1	1	0 0	-4
1 Jamarian Bateman	19:16	4-8	2-5	4-5	0 1 1	3 4	14	0	2	0	0 0	-8
Team					1 2 3	0	0	0	0	0	0 0	
Totals	23:54	8-24	15-19	6	22 28	20 15	69	13	10	6	1 2	-10

Shooting By Period

1st FG% 10-26 38.5%
 3PT% 5-11 45.5%
 FT% 5-8 62.5%

2nd FG% 13-28 46.4%
 3PT% 3-13 23.1%
 FT% 10-11 90.9%

GM FG% 13-28 46.4%
 3PT% 8-24 33.3%
 FT% 15-19 78.9%

Dead Ball Rebounds: 2/0

BYU - 79

Record: 20-7 (8-6)

NO. Name	Min	FG	3P	FT	Rebounds	Fouls	TP	AS	TO	ST	Blocks	+/-
		M/A	M/A	M/A	OR DR TOT	PF FD					BS BA	
3 AJ Dybantsa	10:17	2-4	7-9	2 8 10	2 8	29	9	2	1	1	0 0	10
5 Mihailo Boskovic	27:47	5-11	2-8	1-1	1 4 5	4 2	13	0	3	0	0 0	10
13 Keba Keita	27:08	4-4	0-0	1-3	2 4 6	1 2	9	0	2	3	0 1	-11
1 Robert Wright III	40:00	2-8	0-3	2-2	0 0 0	1 3	6	4	1	3	0 0	-10
30 Kennard Davis Jr.	36:03	6-13	3-8	2-2	4 0 4	3 17	0	1	0	0	0 0	5
6 Alekselj Kostic	05:32	0-2	0-1	0-0	0 0 0	2 0	0	0	0	0	0 0	6
7 Khadim Mboup	16:54	2-3	0-1	1-3	7 10	3 2	5	0	2	0	0 0	4
34 Abdullah Ahmed	06:36	0-0	0-0	0-0	0 0 0	0 0	0	0	0	0	0 0	16
Team					0 4 4	0	0	0	0	0	0 0	
Totals	29:58	7-25	14-20	12	27 39	15 20	79	11	7	2	1 10	

Shooting By Period

1st FG% 16-30 53.3%
 3PT% 3-9 33.3%
 FT% 4-9 44.4%

2nd FG% 13-28 46.4%
 3PT% 4-16 25.0%
 FT% 10-11 90.9%

GM FG% 29-58 50.0%
 3PT% 7-25 28.0%
 FT% 14-20 70.0%

Dead Ball Rebounds: 1/0

Major Fouls: NONE

	ISU	BYU
Biggest lead	3 (1 st 14:10)	13 (2 nd 16:41)
Best Scoring Run	7 (1 st 16:28)	13 (1 st 0:54)
Lead Changes	4	4
Times Tied	4	1
Time with Lead	04:23	34:00

Points from Turnovers

	ISU	BYU
Turnovers	8	13
Paint	22	40
Second Chance	8	10
Fast Breaks	9	14
Bench	23	5

Period by Period Scoring

	1st	2nd	TOT
ISU	30	39	69
BYU	39	40	79



GAME 26

BYU - 68

Record: 19-7 (7-6)

NO. Name	Min	FG	3P	FT	Rebounds	Fouls	TP	AS	TO	ST	Blocks	+/-
		M/A	M/A	M/A	OR DR TOT	PF FD					BS BA	
3 AJ Dybantsa	39:15	13-28	2-6	7-8	1 6 7	2 6	35	2	3	0	0 3	-5
5 Mihailo Boskovic	10:59	0-3	0-0	0-0	0 1 1	0 0	0	0	0	0	0 0	-6
13 Keba Keita	30:25	2-3	0-0	0-0	4 5 9	2 0	4	0	2	1	4 0	-2
1 Robert Wright III	37:48	5-13	2-5	1-2	0 4 4	2 2	18	3	2	0	0 0	-3
30 Kennard Davis Jr.	25:09	2-4	1-3	5-5	0 2 2	4 2	10	2	0	2	1 0	8
6 Alekselj Kostic	12:52	1-3	0-1	0-0	0 1 1	1 1	2	0	2	0	0 0	-12
7 Khadim Mboup	21:10	2-2	0-0	0-1	1 1 2	1 1	4	0	0	1	0 0	9
34 Abdullah Ahmed	12:24	0-1	0-0	0-0	1 2 3	1 0	0	0	0	0	0 0	-11
2 Tyler Mrus	06:35	0-1	0-1	0-0	0 0 0	1 0	0	0	0	0	0 0	-10
24 Dominique Diomande	03:23	0-0	0-0	0-0	0 0 0	0 0	0	0	0	0	0 0	-3
Team					2 1 3	0	0	0	0	0	0 0	
Totals	25:58	5-19	13-16	9	23 32	14 12	68	7	9	4	5 3	-7

Shooting By Period

1st FG% 13-29 44.8%
 3PT% 2-9 22.2%
 FT% 7-9 77.8%

2nd FG% 12-29 41.4%
 3PT% 3-10 30.0%
 FT% 6-7 85.7%

GM FG% 25-58 43.1%
 3PT% 5-19 26.3%
 FT% 13-16 81.3%

Dead Ball Rebounds: 0/0

Arizona - 75

Record: 24-2 (11-2)

NO. Name	Min	FG	3P	FT	Rebounds	Fouls	TP	AS	TO	ST	Blocks	+/-
		M/A	M/A	M/A	OR DR TOT	PF FD					BS BA	
8 Ivan Kharchenkov	35:15	7-12	2-5	2-2	2 5 7	0 1	18	2	1	1	0 1	12
30 Tobbe Awaka	31:34	1-5	0-1	1-2	1 5 6	2 1	3	0	0	2	1 0	-2
13 Mlotjue Krivas	25:12	2-5	0-0	1-2	3 4 7	3 4	5	1	1	1	2 1	-5
0 Jaden Bradley	37:44	5-11	0-0	2-2	0 4 4	1 3	12	10	3	0	0 1	2
5 Braydon Burries	29:53	4-13	3-7	0-1	0 2 2	3 0	11	2	1	2	0 1	6
3 Anthony Dell'Orso	26:21	8-15	4-8	2-3	1 3 4</							

GAME 29

BYU - 71 Record: 20-9 (8-8)

NO. Name	Min	FG	3P	FT	Rebounds	Fouls	TP	AS	TO	ST	Blocks	+/-
		M/A	M/A	M/A	OR DR TOT	PF FD					BS BA	
3 AJ Dybantosa	F 38:26	7-15	2-7	4-6	0 7 7	2 7	20	1 4	1	0	2	-6
5 Mihailo Boskovic	F 12:17	0-4	0-1	0-0	1 1 2	1 0	0	0	0	0	0	-15
13 Keba Keita	F 22:55	4-4	0-0	1-1	2 6 8	5 3	9	1 2	2	2	0	8
1 Robert Wright III	G 40:00	7-15	2-5	7-8	0 4 4	3 4	23	4 2	3	0	1	-8
30 Kennard Davis Jr.	G 28:37	2-3	1-2	2-2	0 0 0	1 0	7	2	0	0	1	2
6 Alekselj Kostic	30:17	4-9	4-8	0-0	1 1 4	0 12	2	3	1	0	0	0
34 Abdullah Ahmed	07:54	0-0	0-0	0-2	1 1 2	0 1	0	0	0	0	0	-12
7 Khadim Mboup	10:19	0-0	0-0	0-0	1 1 2	2 0	0	0	1	0	0	-10
2 Tyler Mrus	09:15	0-1	0-1	0-0	0 0 0	0 0	0	0	0	0	0	1
Team					3 0 3	0	0	0	0	0	0	
Totals		24-51	9-24	14-19	8 21 29	18 15	71	10	12	7	3	-8

Shooting By Period

1 st FG%	8-19	42.1%
3PT%	3-9	33.3%
FT%	7-12	58.3%
2 nd FG%	16-32	50.0%
3PT%	6-15	40.0%
FT%	7-7	100%
GM FG%	24-51	47.1%
3PT%	9-24	37.5%
FT%	14-19	73.7%

Dead Ball Rebounds: 3/0

West Virginia - 79 Record: 17-12 (8-8)

NO. Name	Min	FG	3P	FT	Rebounds	Fouls	TP	AS	TO	ST	Blocks	+/-
		M/A	M/A	M/A	OR DR TOT	PF FD					BS BA	
0 Brenen Lorient	F 29:58	7-14	1-2	3-4	7 2 9	2 2	18	3 0	1	2	1	-7
55 Harlan Obloha	C 21:04	1-2	0-0	2-2	2 3 5	4 1	4	1	0	0	0	9
1 Jasper Floyd	G 31:14	4-8	1-4	2-3	0 3 3	3 3	11	3 0	2	0	0	17
3 Hroyson Huff	G 37:17	5-15	3-10	6-7	1 1 2	5 19	6	5	1	0	1	4
52 Treysen Eaglestaff	G 26:38	1-8	1-4	0-0	0 4 4	1 0	3	1	0	1	0	4
5 DJ Thomas	16:53	5-7	2-4	1-2	3 0 3	0 13	0	0	0	0	0	12
13 Chance Moore	26:15	4-7	0-1	3-4	3 5 8	2 3	11	2	2	1	0	6
2 Amir Jenkins	10:41	0-1	0-0	0-0	0 1 1	2 1	0	0	0	0	0	-5
Team					2 4 4	0	0	1	1			
Totals		27-62	8-25	17-22	18 21 39	15 18	79	17	8	6	3	8

Shooting By Period

1 st FG%	15-34	44.1%
3PT%	4-13	30.8%
FT%	6-6	100%
2 nd FG%	12-28	42.9%
3PT%	4-12	33.3%
FT%	11-16	68.8%
GM FG%	27-62	43.5%
3PT%	9-25	32.0%
FT%	17-22	77.3%

Dead Ball Rebounds: 1/0

Major Fouls: NONE

Biggest lead	BYU	WVU
	4 (1 st 13:24)	14 (1 st 0:56)
Best Scoring Run	9 (1 st 13:24)	8 (1 st 4:17)
Lead Changes	4	4
Times Tied	5	5
Time with Lead	05:43	31:35

Points from Turnovers	BYU	WVU
	7	8
Paint	28	36
Second Chance	8	15
Fast Breaks	13	7
Bench	12	24

Period by Period Scoring	1st	2nd	TOT
BYU	26	45	71
WVU	40	39	79



GAME 31

Texas Tech - 76 Record: 22-9 (12-6)

NO. Name	Min	FG	3P	FT	Rebounds	Fouls	TP	AS	TO	ST	Blocks	+/-
		M/A	M/A	M/A	OR DR TOT	PF FD					BS BA	
3 LeJuan Watts	F 18:05	2-5	1-1	2-2	3 4 7	3 2	7	0 3	0	0	0	-10
9 Luke Bamgboye	F 22:23	1-2	0-0	0-0	0 3 3	4 1	2	0 2	0	0	0	1
12 Donovan Atwell	F 40:00	8-15	6-13	1-2	2 4 6	3 1	23	2 0	0	0	0	-6
4 Christian Anderson	G 40:00	8-19	6-12	1-2	0 4 4	2 6	23	9 2	0	1	0	-6
11 Jaylen Petty	G 35:17	6-13	2-7	0-0	2 1 3	5 0	14	1 0	0	0	0	-8
5 Josiah Moseley	15:04	2-2	1-1	0-0	2 2 1	1 3	5	0	1	0	0	-9
1 Tyreee Bryan	15:36	0-1	0-1	0-0	1 0 1	0 0	1	0	0	0	0	5
13 Marial Akuentok	13:30	0-1	0-0	2-2	1 1 2	3 1	2	1 1	0	0	1	2
2 Jazz Henderson	00:06	0-0	0-0	0-0	0 0 0	0 0	0	0	0	0	0	-1
Team					2 4 6	0	0	1				
Totals		27-58	16-35	6-8	11 23 34	21 14	76	14	9	1	1	-6

Shooting By Period

1 st FG%	16-29	55.2%
3PT%	12-19	63.2%
FT%	2-2	100%
2 nd FG%	11-29	37.9%
3PT%	4-16	25.0%
FT%	4-6	66.7%
GM FG%	27-58	46.6%
3PT%	16-35	45.7%
FT%	6-8	75.0%

Dead Ball Rebounds: 1/0

BYU - 82 Record: 21-10 (9-9)

NO. Name	Min	FG	3P	FT	Rebounds	Fouls	TP	AS	TO	ST	Blocks	+/-
		M/A	M/A	M/A	OR DR TOT	PF FD					BS BA	
3 AJ Dybantosa	F 40:00	8-25	1-6	4-6	3 3 6	0 7	21	4 1	0	0	0	6
13 Keba Keita	C 35:10	4-5	0-1	1-3	6 5 11	1 4	9	0	1	0	1	0
1 Robert Wright III	G 35:46	9-17	0-3	9-9	3 3 6	2 6	27	2 0	1	0	0	8
6 Alekselj Kostic	G 17:26	2-8	1-5	0-0	2 1 3	1 5	1	0	0	0	1	-6
30 Kennard Davis Jr.	G 37:26	6-12	4-10	0-0	2 0 2	4 1	16	2 0	1	0	0	17
2 Tyler Mrus	01:45	0-0	0-0	0-0	0 0 0	0 0	0	0	0	0	0	-6
5 Mihailo Boskovic	03:05	0-1	0-1	0-0	0 0 0	1 0	0	0	0	0	0	-3
7 Khadim Mboup	25:31	2-2	0-0	0-1	2 4 6	2 2	4	0	0	0	0	7
24 Dominique Diomande	03:49	0-0	0-0	0-0	0 1 1	1 0	0	0	1	0	0	4
Team					2 4 6	0	0	0				
Totals		31-70	6-26	14-19	20 21 41	14 21	82	9	3	2	1	6

Shooting By Period

1 st FG%	16-40	40.0%
3PT%	5-18	27.8%
FT%	1-2	50%
2 nd FG%	15-30	50.0%
3PT%	1-8	12.5%
FT%	13-17	76.5%
GM FG%	31-70	44.3%
3PT%	6-26	23.1%
FT%	14-19	73.7%

Dead Ball Rebounds: 1/0

Major Fouls: NONE

Biggest lead	TECH	BYU
	13 (1 st 7:40)	9 (2 nd 4:16)
Best Scoring Run	9 (2 nd 1:46)	9 (2 nd 4:16)
Lead Changes	9	9
Times Tied	4	5
Time with Lead	28:17	08:57

Points from Turnovers	TECH	BYU
	3	13
Paint	14	48
Second Chance	9	20
Fast Breaks	2	6
Bench	7	4

Period by Period Scoring	1st	2nd	TOT
TECH	46	30	76
BYU	38	44	82



GAME 30

BYU - 68 Record: 20-10 (8-9)

NO. Name	Min	FG	3P	FT	Rebounds	Fouls	TP	AS	TO	ST	Blocks	+/-
		M/A	M/A	M/A	OR DR TOT	PF FD					BS BA	
3 AJ Dybantosa	F 37:32	7-21	1-8	8-11	1 5 6	1 8	23	6 5	0	0	0	-19
7 Khadim Mboup	F 12:04	0-2	0-1	0-0	0 3 3	2 1	0	0	0	0	0	-10
13 Keba Keita	C 21:24	1-1	0-0	0-2	2 5 7	4 2	2	1 0	0	1	0	-3
1 Robert Wright III	G 32:01	8-16	1-4	4-4	1 0 1	3 3	21	0 4	1	0	1	-16
30 Kennard Davis Jr.	G 21:10	2-5	1-3	1-2	1 1 2	1 1	6	0 3	0	1	0	-16
6 Alekselj Kostic	28:57	5-9	4-7	0-0	0 3 3	2 0	14	0 2	0	0	1	-25
5 Mihailo Boskovic	14:35	0-0	0-0	0-0	0 0 0	1 1	0	1 1	0	0	0	-7
34 Abdullah Ahmed	10:44	1-3	0-0	0-0	1 0 1	1 0	2	0 0	0	0	0	-7
24 Dominique Diomande	13:10	0-0	0-0	0-0	1 4 5	1 1	0	0 0	1	0	0	-1
2 Tyler Mrus	08:24	0-1	0-1	0-0	1 0 1	0 0	0	0 0	0	0	0	-6
Team					3 3 6	0	0	0	0	0	0	
Totals		24-58	7-24	13-19	10 24 34	17 17	68	8	15	2	6	-22

Shooting By Period

1 st FG%	12-30	40.0%
3PT%	4-16	25.0%
FT%	3-4	75%
2 nd FG%	12-28	42.9%
3PT%	3-8	37.5%
FT%	10-15	66.7%
GM FG%	24-58	41.4%
3PT%	7-24	29.2%
FT%	13-19	68.4%

Dead Ball Rebounds: 3/0

Cincinnati - 90 Record: 17-13 (8-8)

NO. Name	Min	FG	3P	FT	Rebounds	Fouls	TP	AS	TO	ST	Blocks	+/-
		M/A	M/A	M/A	OR DR TOT	PF FD					BS BA	
18 Baba Miller	F 31:54	5-10	1-3	4-6	0 12 12	3 4	15	5 1	0	1	0	10
32 Jalen Celestine	F 33:23	7-9	4-6	0-0	1 2 3	2 0	18	1 2	0	2	0	16
52 Moustapha Thiam	C 31:58	6-12	1-1	3-5	3 6 9	1 3	16	1 1	0	2	0	24
1 Day Day Thomas	G 28:26	3-10	1-4	5-5	0 2 2	3 5	12	6 0	3	1	1	9
2 Jazzie James	G 35:35	6-10	3-7	3-4	0 1 1	3 3	18	2 1	3	0	0	25
65 Halvine Ozellat	08:22	0-0	0-0	0-0	2 0 2	1 1						

GAME 33

BYU - 68 Record: 23-10

NO.	Name	Min	FG		3P		FT		Rebounds		Fouls		TP	AS	TO	ST	Blocks		+/-	Shooting By Period		
			M-A	M-A	M-A	OR	DR	TOT	PF	FD	BS	BA					1 st FG%	1 st 3PT%		1 st FT%		
3	AJ Dybantsa	F 38:57	11-24	0-3	5-6	2	5	7	1	6	27	3	2	2	2	0	1	21	21	1 st FG% 14-33 42.4%	3PT% 2-10 20.0%	FT% 1-3 33.3%
13	Keba Keita	C 29:21	2-2	0-0	0-0	4	3	7	2	1	4	0	2	2	2	0	0	21	21	2 nd FG% 14-28 50.0%	3PT% 4-8 50.0%	FT% 5-7 71.4%
1	Robert Wright III	G 35:12	5-13	1-2	0-0	1	3	4	1	5	11	6	3	0	0	2	13	13	GM FG% 28-61 45.9%	3PT% 6-18 33.3%	FT% 6-10 60.0%	
6	Alaksiej Kostic	G 17:44	0-6	0-6	0-0	0	1	1	2	1	0	0	0	0	0	0	3	3	Dead Ball Rebounds: 1.0			
30	Kennard Davis Jr.	G 33:35	7-11	5-6	1-2	2	1	3	3	1	20	0	1	2	0	1	15	15				
7	Khadim Mboup	G 14:54	0-1	0-1	0-2	3	4	7	3	1	0	0	2	0	0	0	15	15				
34	Abdullah Ahmed	09:21	0-0	0-0	0-0	0	0	0	0	0	0	0	2	0	1	0	1	1				
24	Dominique Diomande	15:11	3-4	0-0	0-0	1	1	2	1	0	6	0	0	3	1	0	6	6				
5	Mihailo Boskovic	05:46	0-0	0-0	0-0	0	1	1	0	0	0	0	1	0	0	0	5	5				
Team						3	0	3	0	0	0	0	0	0	0	0	0	0				
Totals			28-61	6-18	6-10	16	19	35	15	15	68	9	13	9	4	4	20	20				

Major Fouls: NONE

West Virginia - 48 Record: 18-14

NO.	Name	Min	FG		3P		FT		Rebounds		Fouls		TP	AS	TO	ST	Blocks		+/-	Shooting By Period		
			M-A	M-A	M-A	OR	DR	TOT	PF	FD	BS	BA					1 st FG%	1 st 3PT%		1 st FT%		
0	Brenen Lorient	F 36:09	5-9	1-2	0-0	2	5	7	1	0	11	1	7	0	2	0	-13	-13	1 st FG% 8-22 36.4%	3PT% 3-6 50.0%	FT% 4-7 57.1%	
55	Harlan Obioha	C 19:01	1-4	0-1	0-0	2	3	5	3	1	2	0	4	0	1	1	-9	-9	2 nd FG% 8-20 40.0%	3PT% 2-12 16.7%	FT% 7-11 63.6%	
1	Jasper Floyd	G 33:57	4-7	1-3	0-0	1	4	5	2	1	9	2	2	2	0	1	-18	-18	GM FG% 16-42 38.1%	3PT% 5-18 27.8%	FT% 11-18 61.1%	
3	Honor Huff	G 37:41	3-13	3-8	8-9	0	1	1	2	6	17	2	4	3	0	0	-15	-15	Dead Ball Rebounds: 4.0			
52	Troyson Egglestaff	G 21:03	1-3	0-2	0-0	0	3	3	2	0	2	0	3	2	0	0	-9	-9				
13	Chance Moore	28:09	2-3	0-0	3-9	4	3	7	4	5	7	2	1	0	1	1	-15	-15				
2	Amir Jenkins	06:03	0-0	0-0	0-0	0	0	0	1	1	0	0	1	0	0	0	-2	-2				
5	DJ Thomas	17:58	0-3	0-2	0-0	0	1	1	0	1	0	0	0	0	0	0	-19	-19				
Team						1	0	1	0	0	0	0	0	0	0	0	0	0				
Totals			16-42	5-18	11-18	10	20	30	15	15	48	7	22	7	4	4	-20	-20				

Major Fouls: NONE

	BYU	WVU	Points from Turnovers	BYU	WVU	Period by Period Scoring			
Biggest lead	20 (2 nd 0:53)	5 (1 st 14:40)	17	17		1st	2nd	TOT	
Best Scoring Run	10 (2 nd 4:15)	7 (1 st 14:40)	38	20	BYU	31	37	68	
Lead Changes	2		Second Chance	12	12	WVU	23	25	48
Times Tied	3		Fast Breaks	10	8				
Time with Lead	32:40	03:32	Bench	6	7				



ALL-TIME VS. HOUSTON

ALL-TIME SERIES

Houston leads 9-3

Provo, Utah (Marriott Center).....	1-4 (0-4)
Houston, Texas (Fertitta Center).....	1-4 (1-1)
Neutral Sites.....	1-1
Big 12 Championship.....	0-1

HIGHEST SCORES - BYU

Provo.....	111
.....	BYU 111-82 in 1965-66
Houston.....	75
.....	Houston 98-75 in 1968-69

HIGHEST SCORES - Houston

Provo.....	89
.....	Houston 89-69 in 1996-97
Houston.....	102
.....	Houston 102-69 in 1967-68

LARGEST WINNING MARGINS BYU

Provo.....	29
Houston.....	1

Houston

Provo.....	20
Houston.....	33

COACHING RECORDS

Kevin Young vs. Houston

Total.....	0-3
------------	-----

Kelvin Sampson vs. BYU

Washington State.....	0-1
Houston.....	5-1
Total.....	5-2

ALL-TIME MEETINGS

Date	W/L	Score	Location
2/7/26	L	66-77	Provo, Utah
3/14/25!	L	54-74	Kansas City, Missouri
1/4/25	L	55-86	Houston, Texas
1/23/24	L	68-75	Provo, Utah
11/15/19	W	72-71	Houston, Texas
11/24/18	L	62-76	Provo, Utah
3/15/2006 ^	L	67-77	Houston, Texas
12/14/96	L	69-89	Provo, Utah
12/30/78*	W	84-77	Bloomington, Minnesota
12/14/68	L	75-98	Houston, Texas
12/16/67	L	69-102	Houston, Texas
12/4/65	W	111-82	Provo, Utah

! Big 12 Championship ^ NIT * Pillsbury Holiday Classic

ROBERT WRIGHT III

DATE	H/A/N	SCORE	GS	MIN.	FG-FGA	PCT	3FG-FGA	PCT	FT-FTA	PCT	OFF	DEF	REB	AST	BLK	STL	PF	TO	PTS	AVG
Feb. 10, 2025!	H	L, 65-76	*	28	2-7	.286	2-3	.667	4-6	.667	0	2	2	3	0	1	1	3	10	10.0
March 8, 2025!	A	L, 61-65	*	29	1-9	.111	1-3	.333	0-0	.000	0	2	2	3	0	0	4	0	3	6.5
Feb. 7, 2026	H	L, 66-77	*	36	6-9	.667	3-3	1.000	2-3	.667	0	2	2	1	0	0	3	1	17	10.0
Total				93	9-25	.360	6-9	.667	6-9	.667	0	6	6	7	0	1	8	4	30	10.0

! Baylor (2024-25)

AJ DYBANTSA

DATE	H/A/N	SCORE	GS	MIN.	FG-FGA	PCT	3FG-FGA	PCT	FT-FTA	PCT	OFF	DEF	REB	AST	BLK	STL	PF	TO	PTS	AVG
Feb. 7, 2026	H	L, 66-77	*	35	9-14	.643	3-4	.750	7-12	.583	2	3	5	4	1	0	1	1	28	28.0
Total				35	9-14	.643	3-4	.750	7-12	.583	2	3	5	4	1	0	1	1	28	28.0

BRODY KOZLOWSKI

DATE	H/A/N	SCORE	GS	MIN.	FG-FGA	PCT	3FG-FGA	PCT	FT-FTA	PCT	OFF	DEF	REB	AST	BLK	STL	PF	TO	PTS	AVG
Jan. 4, 2025	A	L, 55-86		4	0-1	.000	0-1	.000	0-0	.000	0	0	0	0	0	0	0	0	0	0.0
Total				4	0-1	.000	0-1	.000	0-0	.000	0	0	0	0	0	0	0	0	0	0.0

MIHAILO BOSKOVIC

DATE	H/A/N	SCORE	GS	MIN.	FG-FGA	PCT	3FG-FGA	PCT	FT-FTA	PCT	OFF	DEF	REB	AST	BLK	STL	PF	TO	PTS	AVG
Jan. 4, 2025	A	L, 55-85		13	1-2	.500	1-2	.500	2-2	1.000	0	2	2	1	0	0	0	0	5	5.0
March 14, 2025	N	L, 54-74		5	0-3	.000	0-2	.000	0-0	.000	1	0	1	0	0	0	2	0	0	2.5
Feb. 7, 2026	H	L, 66-77	*	3	0-0	.000	0-0	.000	0-0	.000	0	0	0	0	0	0	0	0	0	0.0
Total				21	1-5	.200	1-4	.250	2-2	1.000	1	2	3	1	0	0	2	0	5	1.7

ALEKSEJ KOSTIC

DATE	H/A/N	SCORE	GS	MIN.	FG-FGA	PCT	3FG-FGA	PCT	FT-FTA	PCT	OFF	DEF	REB	AST	BLK	STL	PF	TO	PTS	AVG
Feb. 7, 2026	H	L, 66-77		9	0-1	.000	0-1	.000	0-0	.000	0	2	2	1	0	0	3	0	0	0.0
Total				9	0-1	.000	0-1	.000	0-0	.000	0	2	2	1	0	0	3	0	0	0.0

KHADIM MBOUP

DATE	H/A/N	SCORE	GS	MIN.	FG-FGA	PCT	3FG-FGA	PCT	FT-FTA	PCT	OFF	DEF	REB	AST	BLK	STL	PF	TO	PTS	AVG
Feb. 7, 2026	H	L, 66-77		16	0-2	.000	0-1	.000	0-0	.000	1	1	2	1	0	0	3	0	0	0.0
Total				16	0-2	.000	0-1	.000	0-0	.000	1	1	2	1	0	0	3	0	0	0.0

KEBA KEITA

DATE	H/A/N	SCORE	GS	MIN.	FG-FGA	PCT	3FG-FGA	PCT	FT-FTA	PCT	OFF	DEF	REB	AST	BLK	STL	PF	TO	PTS	AVG
Jan. 4, 2025	A	L, 55-85	*	20	3-7	.429	0-0	.000	0-0	.000	1	0	1	0	1	0	3	0	6	6.0
March 14, 2025	N	L, 54-74	*	22	6-9	.667	0-0	.000	2-2	1.000	5	7	12	0	2	0	2	1	14	10.0
Feb. 7, 2026	H	L, 66-77	*	22	1-6	.167	0-0	.000	2-5	.400	3	2	5	0	3	0	3	0	4	8.0
Total				64	10-22	.455	0-0	.000	4-7	.571	9	9	18	0	6	0	8	1	24	8.0

RICHE SAUNDERS

DATE	H/A/N	SCORE	GS	MIN.	FG-FGA	PCT	3FG-FGA	PCT	FT-FTA	PCT	OFF	DEF	REB	AST	BLK	STL	PF	TO	PTS	AVG
Jan. 23, 2024	H	L, 68-75		22	3-6	.500	1-4	.250	0-0	.000	2	4	6	1	0	0	2	0	7	7.0
Jan. 4, 2025	A	L, 55-85	*	22	3-8	.375	1-5	.200	2-3	.667	0	2	2	1	0	1	1	2	9	8.0
March 14, 2025	N	L, 54-74	*	29	3-9	.333	2-5	.400	2-2	1.000	1	5	6	1	0	1	4	2	10	8.7
Feb. 7, 2026	H	L, 66-77	*	33	1-8	.125	1-6	.167	4-5	.800	3	4	7	4	0	1	2	3	7	8.3
Total				106	10-31	.323	5-20	.250	8-10	.800	6	15	21	7	0	3	9	8	33	8.3

DOMINIQUE DIOMANDE

DATE	H/A/N	SCORE	GS	MIN.	FG-FGA	PCT	3FG-FGA	PCT	FT-FTA	PCT	OFF	DEF	REB	AST	BLK	STL	PF	TO	PTS	AVG
Feb. 7, 2026	H	L, 66-77		1	0-0	.000	0-0	.000	0-0	.000	0	0	0	0	0	0	0	0	0	0.0
Total				1	0-0	.000	0-0	.000	0-0	.000	0	0	0	0	0	0	0	0	0	0.0

DAWSON BAKER

DATE	H/A/N	SCORE	GS	MIN.	FG-FGA	PCT	3FG-FGA	PCT	FT-FTA	PCT	OFF	DEF	REB	AST	BLK	STL	PF	TO	PTS	AVG
Jan. 4, 2025	A	L, 55-85		18	2-7	.286	0-3	.000	0-0	.000	0	1	1	1	0	1	2	2	4	4.0
March 14, 2025	N	L, 54-74		23	4-9	.444	2-3	.667	1-1	1.000	1	0	1	2	0	2	1	1	11	7.5
Total				41	6-16	.375	2-6	.333	1-1	1.000	1	1	2	3	0	3	3	3	15	7.5

KENNARD DAVIS JR.

DATE	H/A/N	SCORE	GS	MIN.	FG-FGA	PCT	3FG-FGA	PCT	FT-FTA	PCT	OFF	DEF	REB	AST	BLK	STL	PF	TO	PTS	AVG
Feb. 7, 2026	H	L, 66-77	*	29	2-9	.222	1-7	.143	0-1	.000	1	5	6	0	0	2	2	1	5	5.0
Total				29	2-9	.222	1-7	.143	0-1	.000	1	5	6	0	0	2	2	1	5	5.0

ABDULLAH AHMED

DATE	H/A/N	SCORE	GS	MIN.	FG-FGA	PCT	3FG-FGA	PCT	FT-FTA	PCT	OFF	DEF	REB	AST	BLK	STL	PF	TO	PTS	AVG
Feb. 7, 2026	H	L, 66-77		16	2-4	.500	0-0	.000	1-2	.500	1	2	3	0	1	0	1	0	5	5.0
Total				16	2-4	.500	0-0	.000	1-2	.500	1	2	3	0	1	0	1	0	5	5.0



1



ROBERT WRIGHT III
Guard | 6-1 | Sophomore
Wilmington, Delaware
Montverde Academy/Baylor

	PTS	REB	AST	FG%	3FG%	FT%	MIN
SEA	18.3	3.5	4.7	.471	.414	.829	34.7
BIG 12	20.4	3.5	3.9	.472	.387	.850	36.4
HOU	10.0	2.0	3.5	.360	.667	.667	31.0
CAR	14.8	2.8	4.4	.446	.389	.815	31.9

LAST GAME vs. West Virginia (March 11, 2026)

PTS	REB	AST	STL	BLK	MIN
11	4	6	0	0	35

Bob Cousy Point Guard Point Guard of the Year Preseason Watchlist... Big 12 All-Freshman Team (2025)... Big 12 Honorable Mention (2025)... Big 12 Newcomer of the Week (Feb. 3, 2025)... spent freshman season at Baylor... appeared in 35 games... averaged 11.5 points, 4.2 assists and 2.1 rebounds per game... broke Baylor single-season (148) and single-game freshman assist record (13)... scored career-high 24 points in victory over Kansas... consensus four-star recruit... No. 24 in ESPN 100... played senior season at Montverde Academy with No. 1 pick Cooper Flagg... Delaware Gatorade Player of the Year as a junior... 2022 Pennsylvania 4A Player of the Year...

	PTS	REB	AST	STL	BLK	MIN
Season High	39	9	12	5	1	40 (4x)
Career High	39	9	13	5 (2x)	1 (3x)	40 (4x)

2



TYLER MUR-RUS
Guard | 6-7 | Junior
Bothell, Washington
Seattle Prep/Alaska Fairbanks/Idaho

	PTS	REB	AST	FG%	3FG%	FT%	MIN
SEA	2.0	0.9	0.3	.313	.296	.909	9.6
BIG 12	1.8	0.7	0.4	.400	.357	1.000	7.7
HOU	0.0	0.0	0.0	.000	.000	.000	0.0
CAR	7.9	2.7	0.7	.428	.371	.846	22.9

LAST GAME vs. Kansas State (March 10, 2026)

PTS	REB	AST	STL	BLK	MIN
0	0	0	0	0	3

Spent the previous two seasons at Idaho after beginning his collegiate career at Alaska Fairbanks... averaged 9.8 points per game in 2024-25... shot 39.2 percent from the field, 38.9 percent from three and 77.4 percent from the free throw line... scored a career-high 22 points against Weber State going 6-of-13 from beyond the arc... suffered a season ending injury as a sophomore in 2023-24 after appearing in two games... appeared in 24 games as a true freshman for the Nanooks... four-year letterwinner at Seattle Prep... scored over 1,200 points during high school career...

	PTS	REB	AST	STL	BLK	MIN
Season High	15	3 (3x)	2 (23)	3	2	20 (2x)
Career High	22	8 (3x)	4	3 (4x)	2 (2x)	43

3



AJ DEE-BAHN-SUH
Forward | 6-9 | Freshman
Brockton, Massachusetts
Utah Prep

	PTS	REB	AST	FG%	3FG%	FT%	MIN
SEA	25.2	6.8	3.8	.517	.331	.765	28.9
BIG 12	25.9	6.4	3.8	.471	.340	.740	36.3
HOU	28.0	5.0	4.0	.643	.750	.583	35.0
CAR	25.2	66.8	3.8	.517	.331	.765	28.9

LAST GAME vs. West Virginia (March 11, 2026)

PTS	REB	AST	STL	BLK	MIN
27	7	3	2	0	39

The Sporting News First Team All-American... Oscar Robertson National Player of the Week (Feb. 26)... Lute Olson Award National Player of the Week (Dec. 15)... 2x Big 12 Player of the Week (Dec. 30, Feb. 23)... 6x Big 12 Newcomer of the Week (Dec. 30, Jan. 5, Jan. 26, Feb. 9, Feb. 16, Feb. 23)... 10x Big 12 Starting Five (Nov. 10, Nov. 17, Dec. 15, Dec. 22, Dec. 30, Jan. 5, Jan. 26, Feb. 9, Feb. 16, Feb. 23)... USBWA/CBS Sports Freshman of the Week (Dec. 16, 2025)... 2x NCAA March Madness Freshman of the Week (Dec. 15, Dec. 22)... Julius Erving Small Forward of the Year Finalist... Wooden Award Late Midseason Top 20 Watch List... Wayman Tisdale Award Midseason

	PTS	REB	AST	STL	BLK	MIN
Season High	43	13	10	5	2	43
Career High	43	13	10	5	2	43

4



BRODY CAUSE-LOU-SKI
Forward | 6-8 | Sophomore
Draper, Utah
Corner Canyon High School

	PTS	REB	AST	FG%	3FG%	FT%	MIN
SEA	0.0	0.0	0.0	.000	.000	.000	0.0
BIG 12	0.0	0.0	0.0	.000	.000	.000	0.0
HOU	0.0	0.0	0.0	.000	.000	.000	4.0
CAR	0.9	0.4	0.0	.500	.500	1.000	3.3

LAST GAME vs. Cincinnati (Jan. 25, 2025)

PTS	REB	AST	STL	BLK	MIN
0	0	0	0	0	1

Scored career-high eight points in win over Florida A&M... knocked down two 3-pointers... prepped at Corner Canyon High School... valedictorian... four-star recruit (ESPN, rivals.com)... No. 94 player in ESPN 100... McDonald's All-American nominee... two-time Utah 6A Player of the Year... averaged 24.0 points and 8.6 rebounds per game as a senior... recorded four double-doubles including 29-point, 16-rebound performance against Copper Hills... averaged 16.9 points and 10.9 rebounds per game as a junior... named MaxPreps Utah Player of the Year... Adidas All-American... helped Utah Prospects win Adidas 17U... originally signed with USC prior to joining BYU...

	PTS	REB	AST	STL	BLK	MIN
Season High	0	0	0	0	0	0
Career High	8	3	0	1	0	13

5



MEE-HI-LOW BOS-SHKO-VICH
Forward | 6-10 | Senior
Uzice, Serbia
Igokea m:tel

	PTS	REB	AST	FG%	3FG%	FT%	MIN
SEA	3.2	1.9	0.7	.416	.283	.800	12.6
BIG 12	3.3	2.2	0.7	.362	.263	.778	13.8
HOU	1.7	1.0	0.3	.200	.250	1.000	7.0
CAR	3.4	1.8	0.5	.398	.275	.810	11.9

LAST GAME vs. West Virginia (March 11, 2026)

PTS	REB	AST	STL	BLK	MIN
0	1	0	0	0	6

Made collegiate debut in win over Central Arkansas... finished with 11 points and two blocks in 19 minutes off the bench... 2022 FIBA U20 European Champion, Division B Most Valuable Player... averaged 12.3 points, 6.6 rebounds, 2.1 assists and a block per game helping the Serbia go undefeated and claim title... joined BYU in summer after spending last season with KK Igokea m:tel in Bosnia's top league... spent two seasons at KK Dynamic of the Serbian KLS... appeared in 28 games including 26 starts in 2022-23... averaged 13.1 points, 5.9 rebounds, 1.5 blocks and 1.2 assists per game...

	PTS	REB	AST	STL	BLK	MIN
Season High	13	8	3	1 (5x)	3	28
Career High	13	8	3	2	3	28

6



AH-LAYX-ZAY KO-STITCH
Guard | 6-4 | Freshman
Pfaffstatten, Austria
Arkadia Traiskirchen Lions

	PTS	REB	AST	FG%	3FG%	FT%	MIN
SEA	4.0	0.9	0.4	.366	.359	1.000	11.6
BIG 12	4.2	1.2	0.4	.389	.405	.000	13.0
HOU	0.0	2.0	1.0	.000	.000	.000	9.0
CAR	4.0	0.9	0.4	.366	.359	1.000	11.6

LAST GAME vs. West Virginia (March 11, 2026)

PTS	REB	AST	STL	BLK	MIN
0	1	0	0	0	18

Played for Arkadia Traiskirchen Lions of Austrian Superliga... averaged 6.5 points per game... shot 36.3 percent from 3-point range and 83.8 percent from the free throw line... scored in double figures 20 times including a pair of 24-point performances... spent summer with the Austrian senior national team... led Austria to a fourth-place finish at 2023 FIBA U18 Eurobasket, Division B, where he was the fourth-highest scorer at 19.1 points per game... scored in double figures in all but one game including a 34-point outburst in 3rd place game against Montenegro... father, Zoran, was his basketball coach until he was 15 years old... former Judo State Champion...

	PTS	REB	AST	STL	BLK	MIN
Season High	15	3 (3x)	4	2	0	30
Career High	15	3 (3x)	4	2	0	30

7



HA-DEEM BOOP
Forward | 6-9 | Redshirt Freshman
Dakar, Senegal
NBA Academy Africa

	PTS	REB	BLK	FG%	3FG%	FT%	MIN
SEA	2.4	5.2	0.6	.493	.167	.250	15.6
BIG 12	1.6	4.2	0.2	.364	.222	.200	14.6
HOU	0.0	2.0	0.0	.000	.000	.000	16.0
CAR	2.4	5.2	0.6	.493	.167	.250	15.6

LAST GAME vs. West Virginia (March 11, 2026)

PTS	REB	AST	STL	BLK	MIN
0	7	0	0	0	15

Academic All-Big 12 Rookie Team (2025)... recorded a double-double in exhibition at Nebraska... finished with 12 points and 11 rebounds... went 4-of-4 from the field and free throw line... redshirted the 2024-25 season after joining the program in December of 2024... played for NBA Academy Africa... played under current BYU associate head coach Will Voigt at Egypt's Zamalek of Basketball Africa League (BAL)... ranked third in steals per game at 2023 NBA Academy Games ahead of former Kansas Jayhawk and current Indiana Pacer Johnny Furphy...

	PTS	REB	AST	STL	BLK	MIN
Season High	12	14	2	2	3 (2x)	27
Career High	12	14	2	2	3 (2x)	27

10



KJ PERRY
Guard | 6-2 | Sophomore
Southfield, Michigan
Citrus College

	PTS	REB	AST	FG%	3FG%	FT%	MIN
SEA	0.0	0.0	0.0	.000	.000	.000	0.0
BIG 12	0.0	0.0	0.0	.000	.000	.000	0.0
HOU	0.0	0.0	0.0	.000	.000	.000	0.0
CAR	0.0	0.0	0.0	.000	.000	.000	0.0

No. 1 JUCO recruit in the country... four-star recruit by 247Sports... Top 20 All-Star at All-American JUCO Showcase Invitational... JucoRecruiting.com Feb 50 Freshman in 2024-25... averaged 17.5 points per game... shot 49.5 percent from the field, 34.7 percent from three and 77.2 percent from the free throw line... scored in double figures 25 times including a trio of 30-point performances... scored career-high 48 points in win over Santiago Canyon going 14-of-23 from the field, 3-of-8 from three and 17-of-21 from the charity stripe...

	PTS	REB	AST	STL	BLK	MIN
Season High	0	0	0	0	0	0
Career High	0	0	0	0	0	0

12



NATE PICKENS
Guard | 6-3 | Senior
El Mirage, Arizona
Dream City Christian/UC Riverside

	PTS	REB	AST	FG%	3FG%	FT%	MIN
SEA	0.0	0.0	0.0	.000	.000	.000	0.0
BIG 12	0.0	0.0	0.0	.000	.000	.000	0.0
HOU	0.0	0.0	0.0	.000	.000	.000	0.0
CAR	7.3	2.7	1.5	.372	.352	.744	21.8

LAST GAME vs. Santa Clara (March 18, 2025)

PTS	REB	AST	STL	BLK	MIN
15	2	4	0	0	27

Will miss 2025-26 season... spent three seasons at UC Riverside... appeared in 97 games for the Highlanders... averaged 7.2 points per game... shot 37.2 percent from the field, 35.3 percent from three and 74.4 percent from the free throw line... appeared in 33 games including 31 starts as a junior... averaged a career-high 9.8 points per game... scored in double figures 16 times including a career-high 27 points against Long Beach State... knocked down three or more 3-pointers eight times... played high school basketball at Dream City Christian alongside Houston's Mios Uzan... little brother, Gabe, plays at New Mexico State...

	PTS	REB	AST	STL	BLK	MIN
Season High	0	0	0	0	0	0
Career High	27	11	6	4	2 (9x)	40



* Only includes stats/career highs from games played at NCAA Division I level

13



**KAY-BUH
KAY-TA**
Forward | 6-8 | Senior
Bamako, Mali
Wasatch Academy/Utah

	PTS	REB	BLK	FG%	3FG%	FT%	MIN
SEA	6.2	7.1	1.7	.680	.000	.509	22.4
BIG 12	5.9	6.9	1.6	.692	.000	.379	23.5
HOU	8.0	6.0	2.0	.455	.000	.571	21.3
CAR	6.3	6.0	1.2	.644	.000	.489	17.6
LAST GAME vs. West Virginia (March 11, 2026)							
PTS	REB	AST	STL	BLK	MIN		
4	7	0	2	2	29		

2026 Naismith Defensive Player of the Year Watch List... highest field goal percentage in program history (min. 30 FG%). school record nine offensive rebounds in win at No. 10 Iowa State... 2nd most offensive rebounds in a single season in program history... 4th most offensive rebounds per game... shot a program record 68.9 percent from the field in conference play... transferred from Utah... near consensus four-star recruit and Top 5 recruit in the state of Utah at Wasatch Academy... ESPN 100 recruit, No. 84... led NBC in rebounding as a senior with 9.5 boards per game... NBC Defensive Player of the Year...

	PTS	REB	AST	STL	BLK	MIN
Season High	23	16	2 (2x)	3 (3x)	7	35
Career High	23 (2x)	16	3 (4x)	3 (4x)	7	35 (2x)

15



**RICHIE
SAUNDERS**
Guard | 6-5 | Senior
Riverton, Utah
Wasatch Academy

	PTS	REB	AST	FG%	3FG%	FT%	MIN
SEA	18.0	5.8	2.1	.489	.376	.817	31.3
BIG 12	17.4	6.8	2.0	.467	.349	.787	21.6
HOU	8.3	5.3	1.8	.323	.250	.800	26.5
CAR	12.1	4.1	1.4	.502	.387	.788	23.9
LAST GAME vs. Colorado (February 14, 2026)							
PTS	REB	AST	STL	BLK	MIN		
0	0	0	0	0	1		

Suffered a season-ending injury in win over Colorado... Preseason All-Big 12 Team... Jerry West Award Midseason Watch List... NABC All-District First Team... Big 12 Most Improved Player of the Year... First Team All-Big 12... 2x Oscar Robertson National Player of the Week... 3x Big 12 Player of the Week... Terry's Chocolate ESPN Events Invitational MVP... career-high 33 points in setback at Kansas... 17th highest 3-point field goal percentage in a single season... 13th in program history in career 3-point field goal percentage... married to former BYU women's basketball player Sierra Johnson... learning and speaks 4 languages...

	PTS	REB	AST	STL	BLK	MIN
Season High	33	14	5	5	2	39 (2x)
Career High	33	14 (2x)	5 (2x)	5	3	47

24



**DOMINIQUE
DEE-OH-MAHN-DAY**
Forward | 6-7 | Redshirt Freshman
Tours, France
ADA Blois/Washington

	PTS	REB	AST	FG%	3FG%	FT%	MIN
SEA	1.9	1.2	0.1	.441	.133	.625	6.8
BIG 12	0.2	0.7	0.0	.333	.000	.000	4.4
HOU	0.0	0.0	0.0	.000	.000	.000	1.0
CAR	1.9	1.2	0.1	.441	.133	.625	6.8
LAST GAME vs. West Virginia (March 11, 2026)							
PTS	REB	AST	STL	BLK	MIN		
6	2	0	3	1	15		

Transfer from Washington... did not appear in a game for the Huskies after joining the team in January... played in 26 games for ADA Blois of France-Pro U21 league... averaged 16.0 points, 6.0 rebounds, 2.0 assists and 1.8 steals per game... shot 51.9 percent from the field... saw action in 14 games for ADA Blois senior team in the Belfic Elite, the top tier of French Basketball... competed for the Ivory Coast in the 2021 FIBA U16 African Championships... averaged 21.2 point and 12.0 rebounds per game... made full international debut for the Ivory Coast during 2023 FIBA World Cup Qualification... played with current BYU graduate assistant Charles Abou...

	PTS	REB	AST	STL	BLK	MIN
Season High	9	5 (2x)	2	3 (2x)	1 (2x)	16 (2x)
Career High	9	5 (2x)	2	3 (2x)	1 (2x)	16 (2x)

25



**DAWSON
BAKER**
Guard | 6-4 | Senior
Coto De Caza, California
Capistrano Valley High School/UC Irvine

	PTS	REB	AST	FG%	3FG%	FT%	MIN
SEA	7.5	1.7	0.5	.452	.474	.889	19.8
BIG 12	0.0	0.0	0.0	.000	.000	.000	0.0
HOU	7.5	1.0	1.5	.375	.333	1.000	20.5
CAR	10.8	2.4	1.2	.461	.378	.793	22.5
LAST GAME vs. Miami (November 27, 2025)							
PTS	REB	AST	STL	BLK	MIN		
2	0	0	1	0	14		

Suffered a season-ending injury in second half of win over Miami... scored over 1,000 points during three-year career at UC Irvine... appeared in 79 games including 71 starts... 2021 Big West Freshman of the Year... scored in double figures 55 times including 32 times last season... one career double-double... 17-point, 10 rebounds against Hawaii on January 19, 2023... brother, Dusty, played at Weber State... brother, Davis, played at Southern Utah earning All-Summit League honors... served mission for Church of Jesus Christ of Latter-Day Saints in Micronesia, Guam... married to Maddy Weeks in the summer of 2024...

	PTS	REB	AST	STL	BLK	MIN
Season High	12 (2x)	6	2	2	0	25
Career High	33	10	6	4 (2x)	1 (8x)	36

30



**KENNARD 'MOO'
DAVIS JR.**
Guard | 6-6 | Junior
St. Louis, Missouri
Vashon High School/Southern Illinois

	PTS	REB	AST	FG%	3FG%	FT%	MIN
SEA	8.6	2.7	1.3	.400	.331	.765	28.9
BIG 12	7.7	2.9	1.2	.374	.270	.821	28.5
HOU	5.0	6.0	0.0	.222	.143	.000	29.0
CAR	9.7	3.6	1.6	.432	.345	.742	28.1
LAST GAME vs. West Virginia (March 11, 2026)							
PTS	REB	AST	STL	BLK	MIN		
20	3	0	2	0	34		

Second Team All-Missouri Valley Conference (2025)... Missouri Valley Conference Most Improved Team (2025)... spent two seasons at Southern Illinois... appeared in 64 games including 41 starts... averaged 10.3 points, 4.0 rebounds and 1.7 assists per game... shot 44.6 percent from the field, 35.4 percent from three and 73.8 percent from the free throw line... scored in double figures 31 times including career-high 32 against Murray State... appeared in 32 games as a sophomore in 2024-25... ranked second on the team in scoring at 16.3 points per game... register four double-doubles... Missouri Basketball Coaches Association Class 4A Player of the Year...

	PTS	REB	AST	STL	BLK	MIN
Season High	20	6 (3x)	4	4	1 (5x)	39
Career High	26	10 (5x)	8	7	1 (14x)	40 (7x)

33



**EX-ZAY-VEE-ON
STAY-TON**
Center | 6-11 | Freshman
Las Vegas, Nevada
Utah Prep

	PTS	REB	BLK	FG%	3FG%	FT%	MIN
SEA	0.6	0.4	0.6	.400	.000	.500	4.8
BIG 12	0.0	0.0	0.0	.000	.000	.000	0.0
HOU	0.0	0.0	0.0	.000	.000	.000	0.0
CAR	0.6	0.4	0.6	.400	.000	.500	4.8
LAST GAME vs. Abilene Christian (December 19, 2025)							
PTS	REB	AST	STL	BLK	MIN		
0	0	0	0	1	1		

Played senior season at Utah Prep alongside AJ Dybantaa... No. 55 in ESPN 100... consensus four-star recruit... 2024 Nevada Gatorade Player of the Year... led Sierra Vista High School to Nevada 4A State Championship going 23-9... averaged 13.8 points, 14.0 rebounds and 3.0 blocks per game... 2024 Desert Holiday Classic Most Valuable Player... played AAU for BTI winning the Puma Pro16 circuit in the 2024 playing alongside Duke's Nikolas Khmenia... oldest of five kids... enjoys playing video games... dream NIL deal is Chipotle...

	PTS	REB	AST	STL	BLK	MIN
Season High	3	2	1 (3x)	0	2	12
Career High	3	2	1 (3x)	0	2	12

34



**AHB-DO-LAH 'BIDO'
AH-MED**
Center | 6-10 | Sophomore
Cairo, Egypt
Westchester Knicks

	PTS	REB	BLK	FG%	3FG%	FT%	MIN
SEA	1.4	2.9	1.5	.500	.000	.417	12.4
BIG 12	1.5	2.9	1.6	.500	.000	.400	12.8
HOU	5.0	3.0	1.0	.500	.000	.500	16.0
CAR	1.4	2.9	1.5	.500	.000	.417	12.4
LAST GAME vs. West Virginia (March 11, 2026)							
PTS	REB	AST	STL	BLK	MIN		
0	2	0	0	1	9		

Spent two seasons in NBA G League with Westchester Knicks... appeared in a total of 54 games... helped Knicks win back-to-back Tip-Off Tournament titles... averaged 4.0 points, 5.5 rebounds and 2.1 blocks per game in 2024-25... appeared in 21 games in 2023-24... averaged 20.3 minutes per game... had double digit rebounds six times... led Egypt to FIBA U16 AfroBasket title in 2019... averaged 12.1 points, 10.9 rebounds and 2.3 blocks per game... son of Nasser and Noha... has a twin brother... loves to play video games... favorite food is koshary...

	PTS	REB	AST	STL	BLK	MIN
Season High	6	6 (3x)	3	1 (2x)	5	23
Career High	6	6 (3x)	3	1 (2x)	5	23

51



**JARED
MCGREGOR**
Guard | 6-3 | Senior
Saratoga Springs, Utah
Westlake High School

	PTS	REB	AST	FG%	3FG%	FT%	MIN
SEA	0.0	0.3	0.3	.000	.000	.000	1.3
BIG 12	0.0	0.0	0.0	.000	.000	.000	1.3
HOU	0.0	0.0	0.0	.000	.000	.000	0.0
CAR	0.6	0.2	0.1	.238	.278	.500	1.5
LAST GAME vs. Kansas State (March 10, 2026)							
PTS	REB	AST	STL	BLK	MIN		
0	0	0	1	0	2		

Former walk-on... 2-of-6 from 3-point range in 2023-24... appeared in career-high 10 games in 2023-24... made first collegiate 3-pointer in BYU's win over Western in Oregon... spent the 2021-22 season as a manager... second Team All-Region honors as a senior at Westlake High School... Played in Utah 6A All-Star Game... Holds multiple school records... his late father, Mark, was an All-American swimmer at BYU... served a mission for the Church of Jesus Christ of Latter-Day Saints in Spokane, Wash... has traveled to China (2x), Australia and Mali... enjoys snowmobiling...

	PTS	REB	AST	STL	BLK	MIN
Season High	0	1 (2x)	1 (2x)	1	0	2 (2x)
Career High	6	2	1 (4x)	1	0	3 (2x)

HC



**KEVIN
YOUNG**
2nd Season at BYU
Atlanta, Georgia
Clayton State, 2004

	GAMES	W	L	HOME	AWAY	NEUTRAL
HOU	3	0	3	0-1	0-1	0-1
BIG 12	38	23	15	14-5	9-10	0-0
NON-CONF	31	55	5	13-0	0-1	13-4
CAR	69	49	20	27-5	9-11	13-4

Finalist for Joe B. Hall Award... Most home wins by a first-year head coach in program history... 10th head coach in program history to win first game in charge... largest margin of victory among those coaches (33 points)... fourth-fastest head coach to win 10 games... named the 19th head coach in BYU men's basketball program history on April 16, 2024... no stranger to the highest level of basketball, Young was one of the most sought after assistants in the latest NBA hiring cycle before choosing to come to BYU... prior to returning to the college game for the first time since working under Dick Hunsaker at Utah Valley, Young was on staff for the Phoenix Suns for four years including the last three as an associate head coach... He helped the organization reach the playoffs every year including a run to the NBA Finals in 2020-21... Young was pulling double duty in the spring of 2024 as he was still helping the Suns during their run in the NBA Playoffs while putting together a coaching staff and recruiting... Born in Salt Lake City, Utah, Young grew up in Marietta, Georgia attending Sprayberry High School... Young is married to Melissa (Bailey) Young and they have two sons and two daughters.



* Only includes stats/career highs from games played at NCAA Division I level