



# Simplelift – Options

## Table of contents

### **250-OPT10**

Ejector modules in each suction cup

---

### **250-OPT14**

50 mm Offset bars to extend suction cups from suction frame

---

### **250-OPT2**

Pneumatic suction frame rotation (0 -90°)

---

### **250-OPT1**

Suction frame rotation lock from 90° to 45°

---

### **250-OPT4**

Support feet for IGUs

---

### **250-OPT6**

Suspension point adjustable pneumatically

---

### **250-OPT7**

Suspension point adjustment manually

---

### **250-OPT5**

Vacuum filter

---

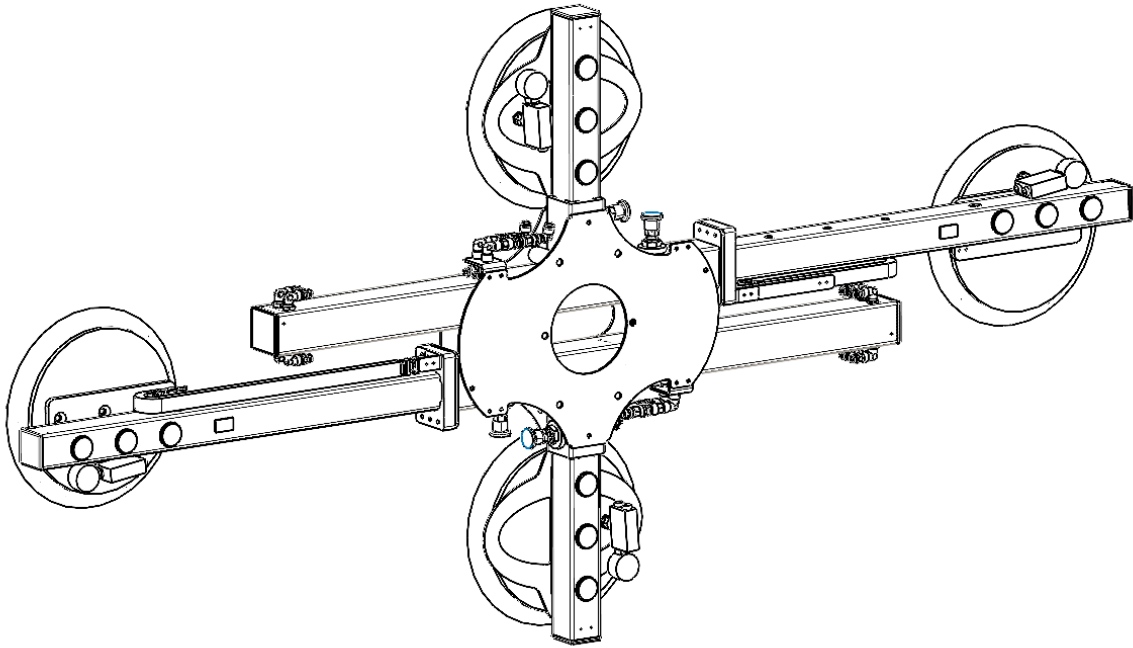
# Lifting your productivity

## Simple Lift Option: 250-OPT10

### Ejector modules in each suction cup

#### Key features:

- *Ejector module in each suction cup allows lifting glass elements of different shapes so that some of the suction cups can be positioned outside the glass element*
- *Each module has vacuum gauge*



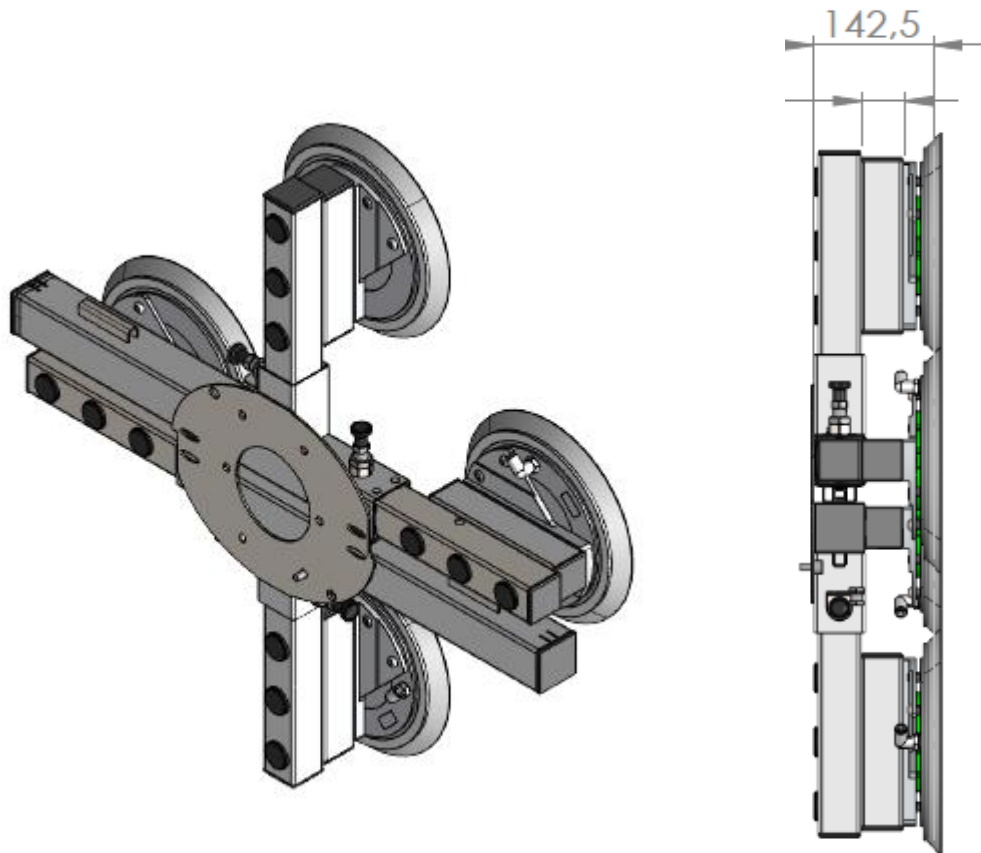
# Lifting your productivity

## Simple Lift Option: 250-OPT14

**50 mm Offset bars to extend suction cups from suction frame**

**Key features:**

*50 mm Offset bars to extend suction cups from suction frame*



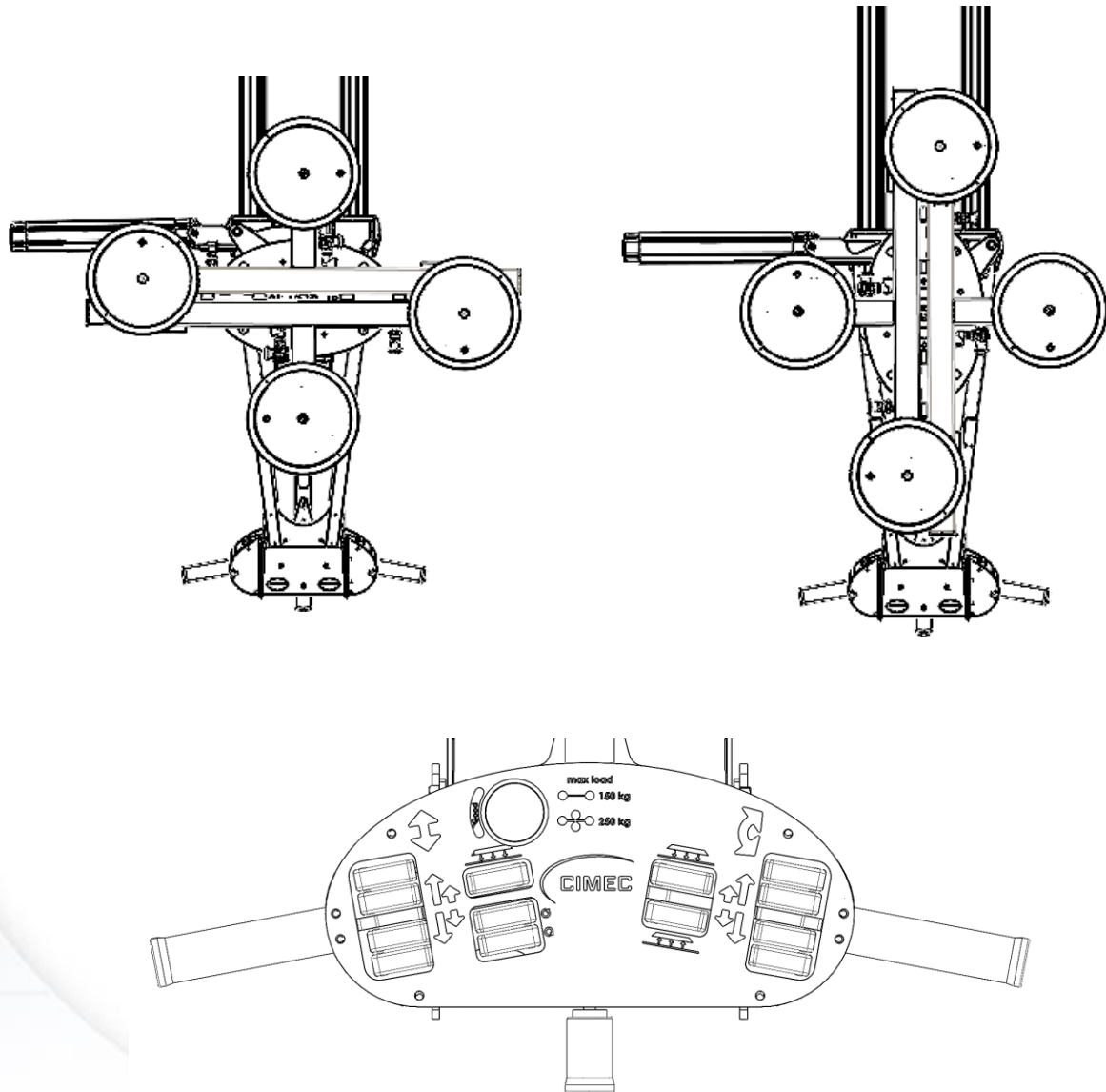
# Lifting your productivity

## Simple Lift Option: 250-OPT2

### Pneumatic suction frame rotation (0-90°)

#### Key features:

- *Pneumatic suction frame rotation from 0 to 90 degrees*
- *Hold-to-run control. Movement occurs only while the button is held down.*
- *The buttons are located on the control panel.*
- *The glass must be gripped at its center to ensure controlled operation of the pneumatic rotation.*



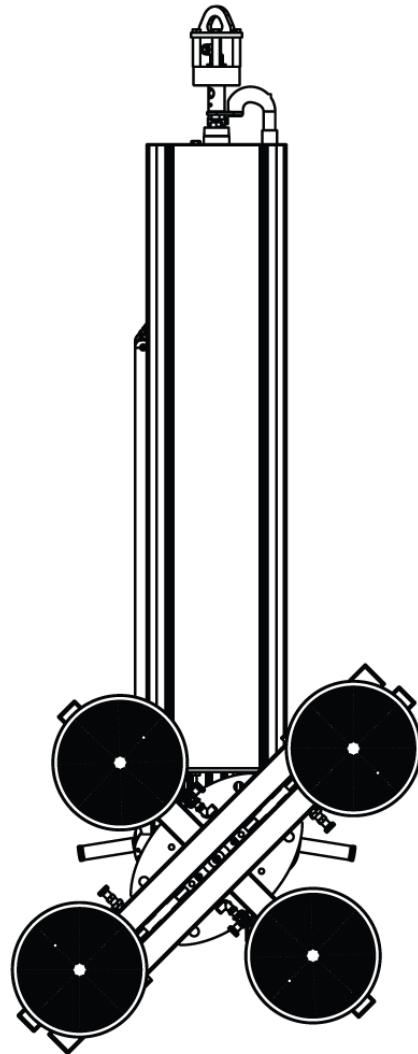
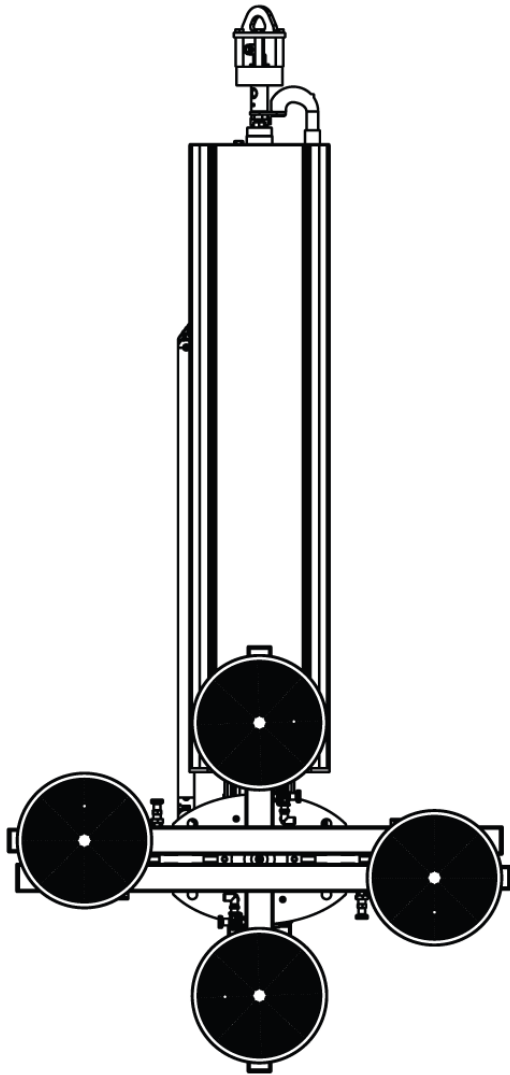
# Lifting your productivity

## Simple Lift Option 250-OPT1

### Suction frame rotation lock from 90° to 45°

#### Key features:

- *Compatible with the lifting devices equipped with manual suction frame rotation.*
- *Enables unrestricted manual rotation of the suction frame with lock positions at every 45°, instead of the standard 90° increments.*



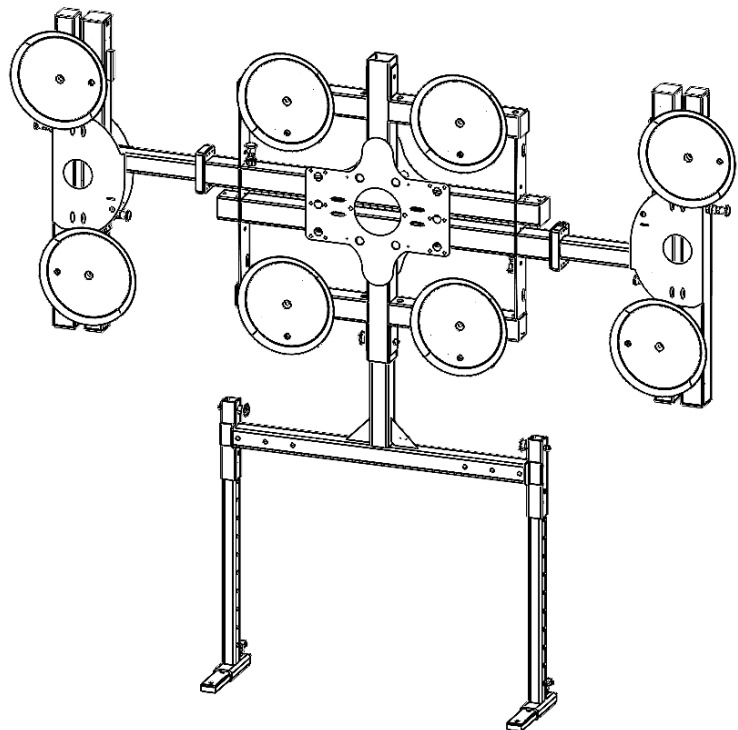
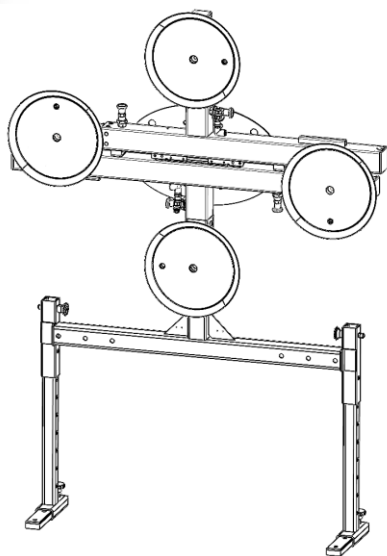
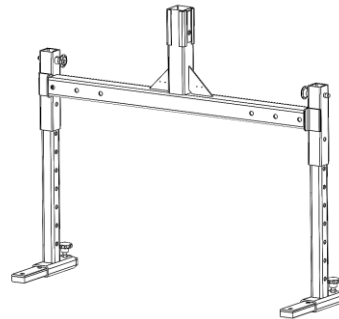
# Lifting your productivity

## Simple Lift Option: 250-OPT4

### Support feet for IGUs

#### Key features:

- Mechanical support feet for IGUs
- Some of the support feet require tailored suction frame
- Dimensions need to be checked to meet customer's requirements
- Plastic covered support plates
- Manual Adjustments




# Lifting your productivity

## Simple Lift Option: 250-OPT6

Suspension point adjustable pneumatically

**Key features:**

- *Suspension point adjustment for tilting the entire lifting device*
- *Hold-to-run control. Movement occurs only while the button is held down.*
- *The tilt angle of the lifting device differs when unloaded and when under load.*



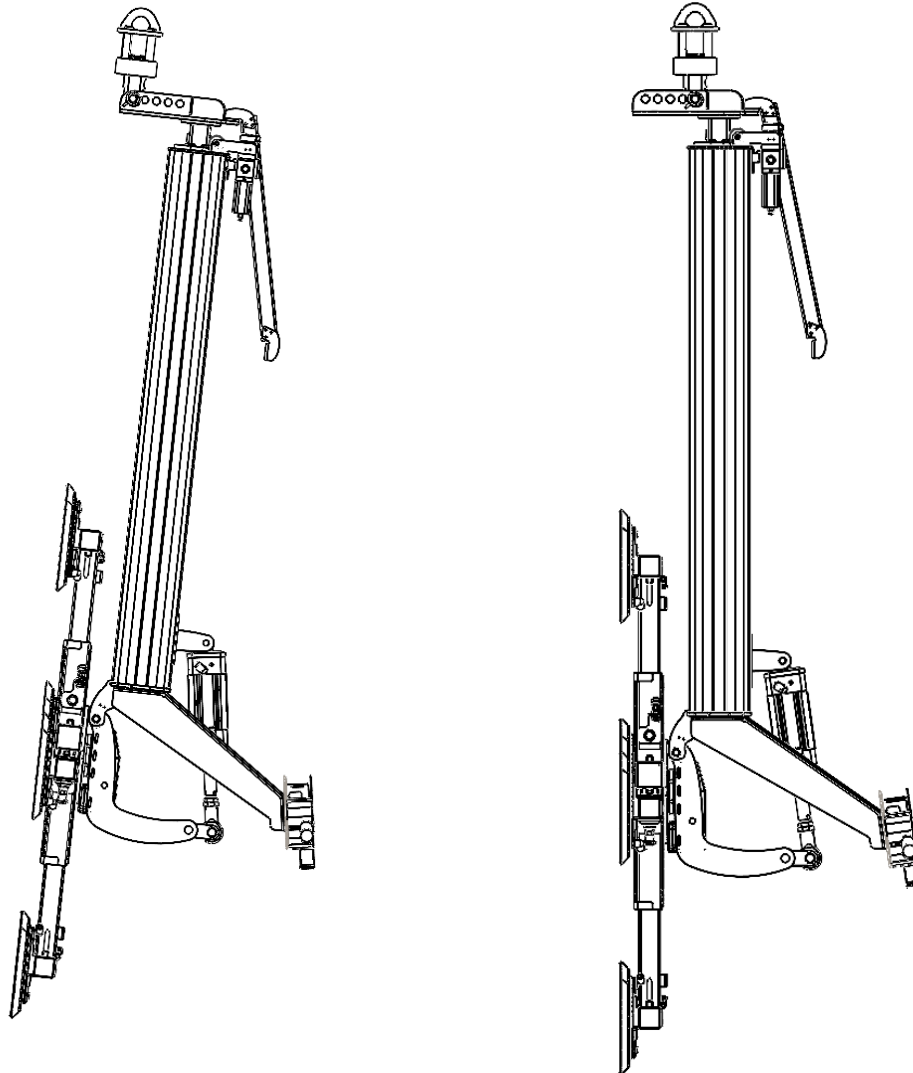
# Lifting your productivity

## Simple Lift Option: 250-OPT7

### Suspension point adjustment manually

#### Key features:

- Manual adjustment of the suspension point.
- The adjustment allows the lifting device to be tilted to meet the requirements of the application. The tilt angle of the lifting device differs when unloaded and when under load.
- Designed to be adjusted during the lifting device installation by the mechanics.





# Lifting your productivity

## Simple Lift Option: 250-OPT5

### Vacuum filter

#### Key features:

- *Vacuum filter for separating dust and dirt from the vacuum system.*

