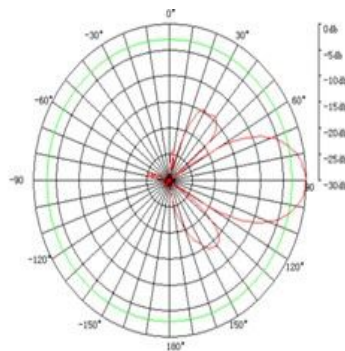


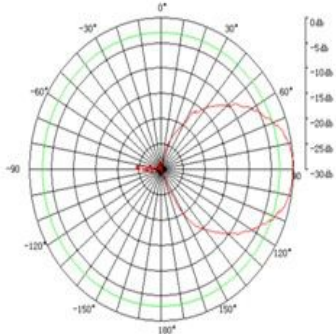
## 2.4GHz Panel Antenna



Electrical Specifications	
Model	
Frequency Rang-MHz	2400-2483
Gain-dBi	16
VSWR	≤1.5
Horizontal Beamwidth-°	30
Vertical Beamwidth-°	30
Polarization	Vertical or Horizontal
F/B Ratio-dB	>25
Impedance-Ω	50
Maximum Input Powet-W	100
Connector	N Female
Mechanical Specifications	
Antenna Dimension-mm	216×216×25
Weight-Kg	1.2
Mounting Mast Diameter-mm	Ø30~Ø50
Radome Material	ABS
Rated Wind Velocity-Km/h	241

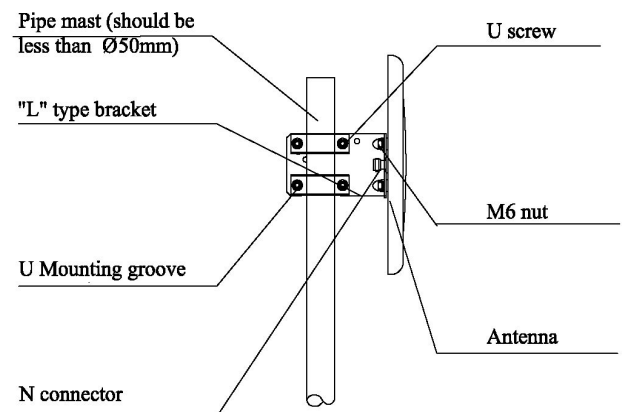


E Pattern



H Pattern

### Mounting Diagram



#### Installation:

1. Mount the antenna on the brackets according to the Mounting diagram. Make sure the antenna polarization parallel direction you need. When the antenna polarization are vertical to the ground, the antenna is vertical polarization. When the antenna polarization are horizontal to the ground, the antenna is horizontal polarization.
2. Mount the antenna on the mast supplied by customer according to the mounting diagram.
3. Test the antenna with equipment to make sure the antenna receive the best signal by turning the azimuth and pitching angle, then lock all the screw and seal the connector between antenna and cable.

BUY ON  
[www.cablematic.com](http://www.cablematic.com)