

MANUAL FOR DOUBLE FLOOR HANGER

ACCESSORIES CHECK

Underframe



x 2

Horizontal tube



x 3

Long vertical bar



x 2

Top steel tube



x 2

Foot pads



x 4

Long screw



x 15

wrench



x 1

Little screw



x 2

Short vertical bar



x 2

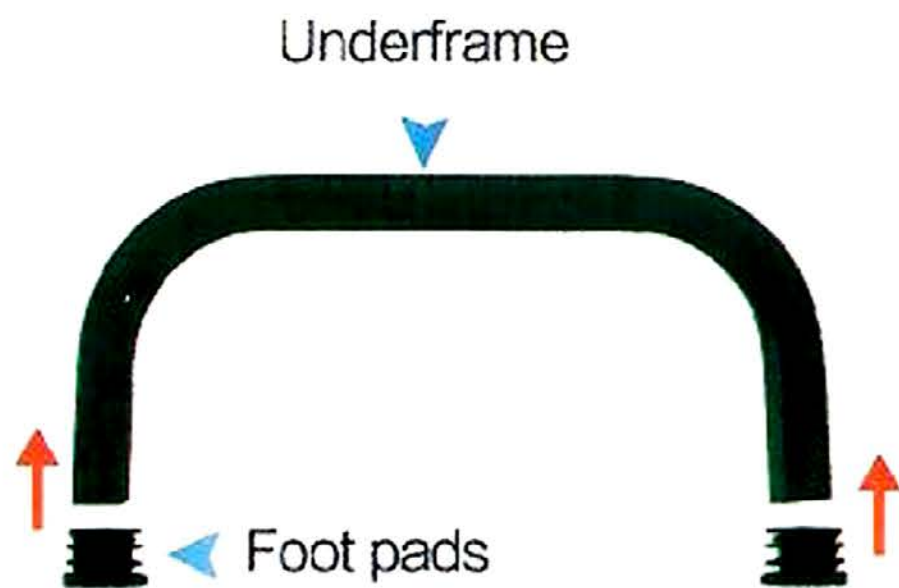
MATTERS NEEDING ATTENTION

**Read the instructions carefully
before installing and
using the product**


1. steel pipe cut sharp touch.
2. please confirm the parts are complete.
3. please be sure to assemble in accordance with the instructions of the installation order.

INSTALLATION STEPS

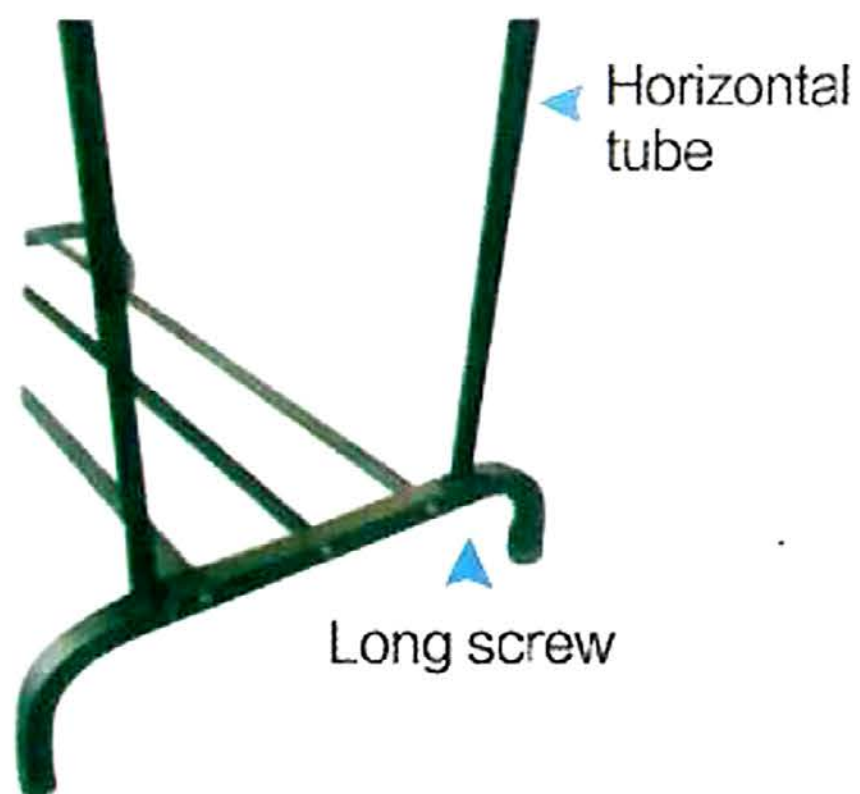
1. Take Foot pads , Underframe , Assembly as shown in Figure.



2. Take long screw , Horizontal tube , Assembly as shown in Figure.



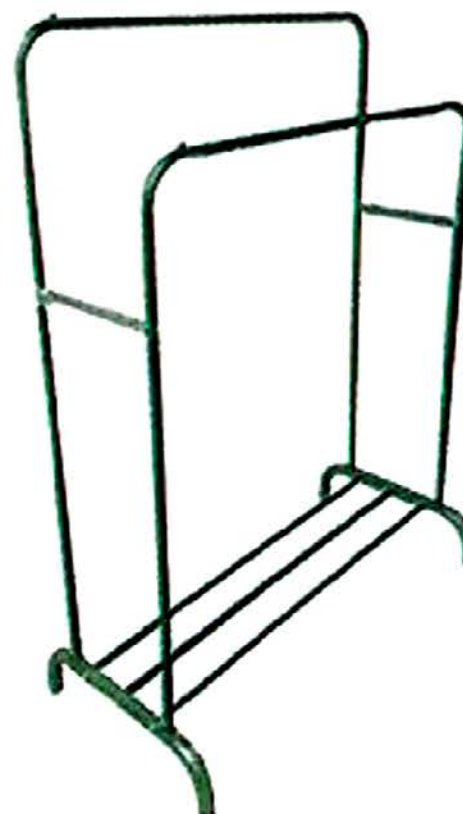
3. Take Vertical tube , Assembly as shown in Figure.



4. Take Top steel tube , Assembly as shown in Figure.



5. Complete assembly.



CABLEMATIC