

50m HDMI Extender over Single Cat5e/6,
With Bi-directional wide-band IR, EDID
Operating instruction

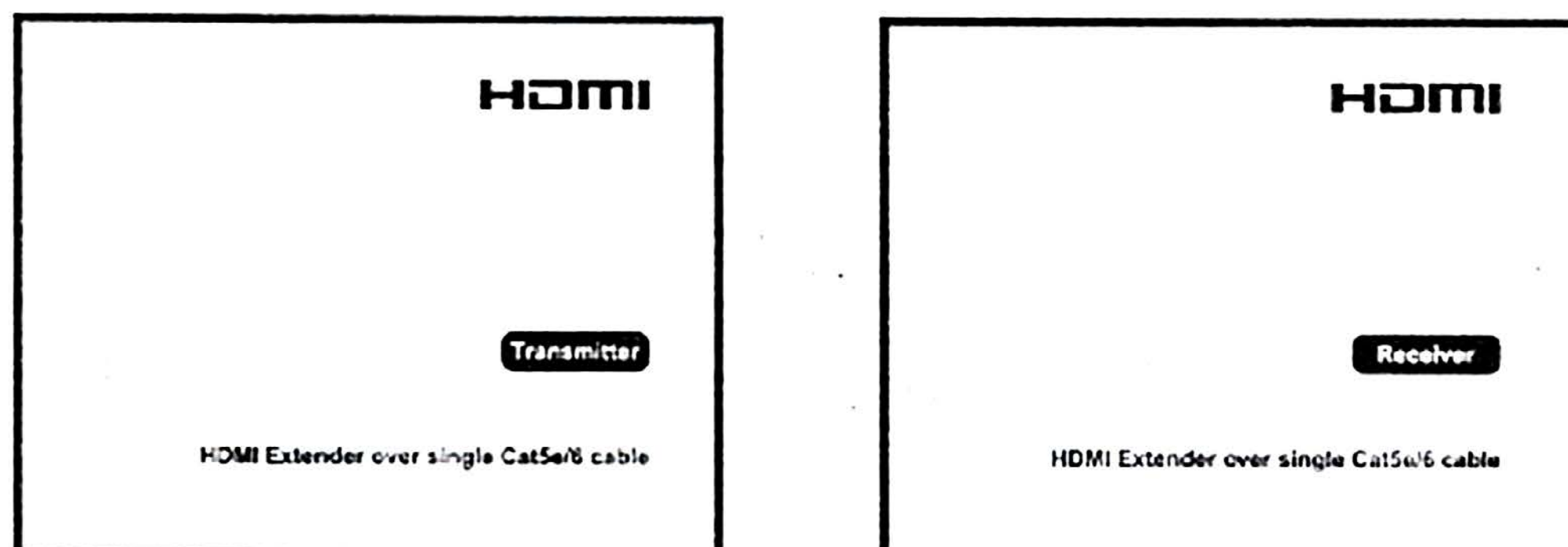
BUY ON

www.cablematic.com

Operating Instructions

50m HDMI Extender over Single Cat5e/6, With Bi-directional wide-band IR, EDID

Operating instruction



Dear Customer

Thank you for purchasing this product. For optimum performance and safety, please read these instructions carefully before connecting, operating or adjusting this product. Please keep this manual for future reference.

Notice

The information in this document is subject to change without notice. Every effort has been made in the preparation of this document to ensure accuracy of the contents, but all statements, information, and recommendations in this document do not constitute the warranty of any kind, express or implied.

Features

- Allows HDMI Audio/Video Signals and IR to be transmitted over a 50m single Cat5e/6 Cable.
- Transmits a wide-band (38K-56KHz) Bi-Directional IR control signal together with the HDMI signal.
- Supports 24bit Deep Color.
- Automatically adjusts feedback, equalization and amplification.
- EDID DIP switch on Transmitter to enhance EDID communication between sources and displays.
- Supports PCM ,Dolby Digital™, and DTS Digital Surround™.
- Follows IEEE-568B cable termination standards.
- Supports 3D video format.

BUY ON

www.cablematic.com

Specifications

Operating Temperature Range	-5 to +35°C (+23 to +95°F)
Operating Humidity Range	5 to 90%RH (No Condensation)
Data transfer speed	6.75Gbps
Connectors Transmitter	HDMI Receptacle x 1 RJ45 Receptacle x 1 Power DC Receptacle x 1 IR Receptacle x 2(for IR TX and RX cable)
Connectors Receiver	HDMI Receptacle x 1 RJ45 Receptacle x 1 Power DC Receptacle x 1 IR Receptacle x 2(for IR TX and RX cable)
Resolution outputs	1080p/1080i/720p/576p/480p
Audio format supported	DTS-HD Master Audio, Dolby True HD, multi-channel 5.1, stereo etc
Output Video Signal	HDMI
Dimensions (HxWxD)	2.56"W x .95"Hx3.34"D(65x24.1x85mm)
Power supply	DC 5V Power supply
Power consumption	4W(MAX)
Transmission Distance	1080p up to 50m (100)
Net Weight	319g (1 Pair)
IR wavelength & frequency	Wavelength: 940nm IR Frequency: 38KHz - 56KHz

Note:1.Under perfect transmission conditions including straight cable runs with no electrical interference, bends, kinks, patch panels or wall outlets.

Package Contents


- 1xHDMI Transmitter
- 1xHDMI Receiver
- 2 x IR TX Emitter
- 2x IR RX Receiver
- 2x5V/1A DC Adapter
- 1xUser Manual

BUY ON
www.cablematic.com

Operating Instructions

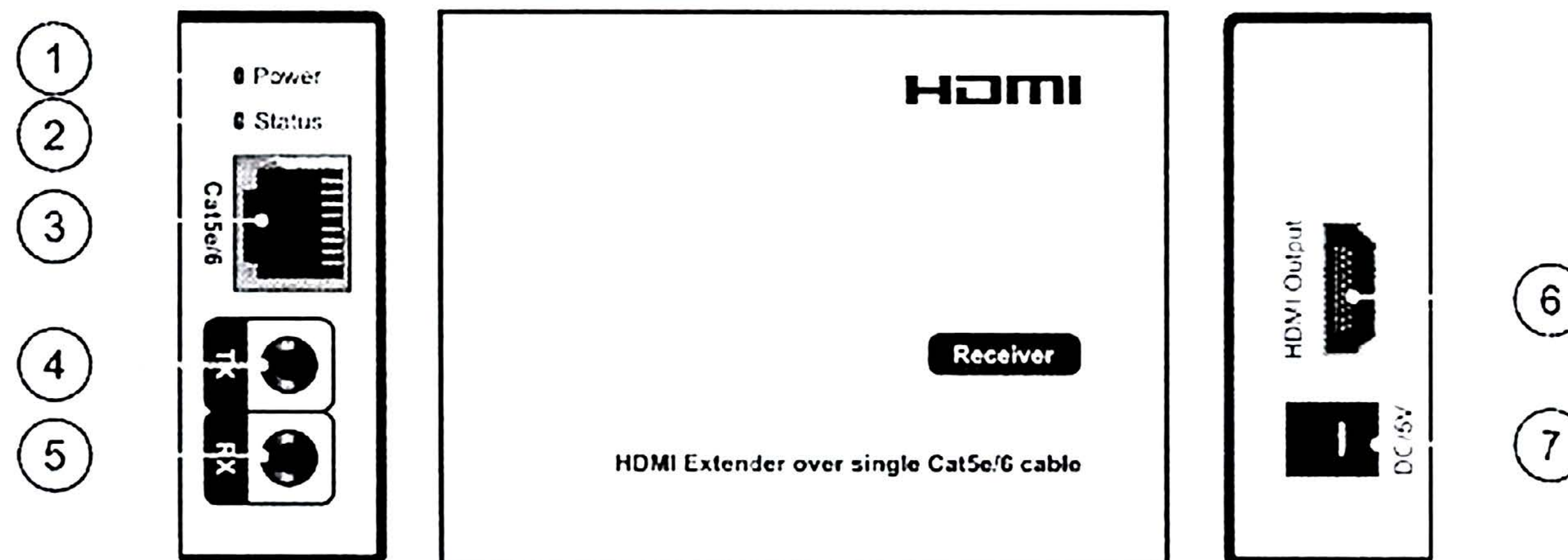
Panel Description

Transmitter Panel



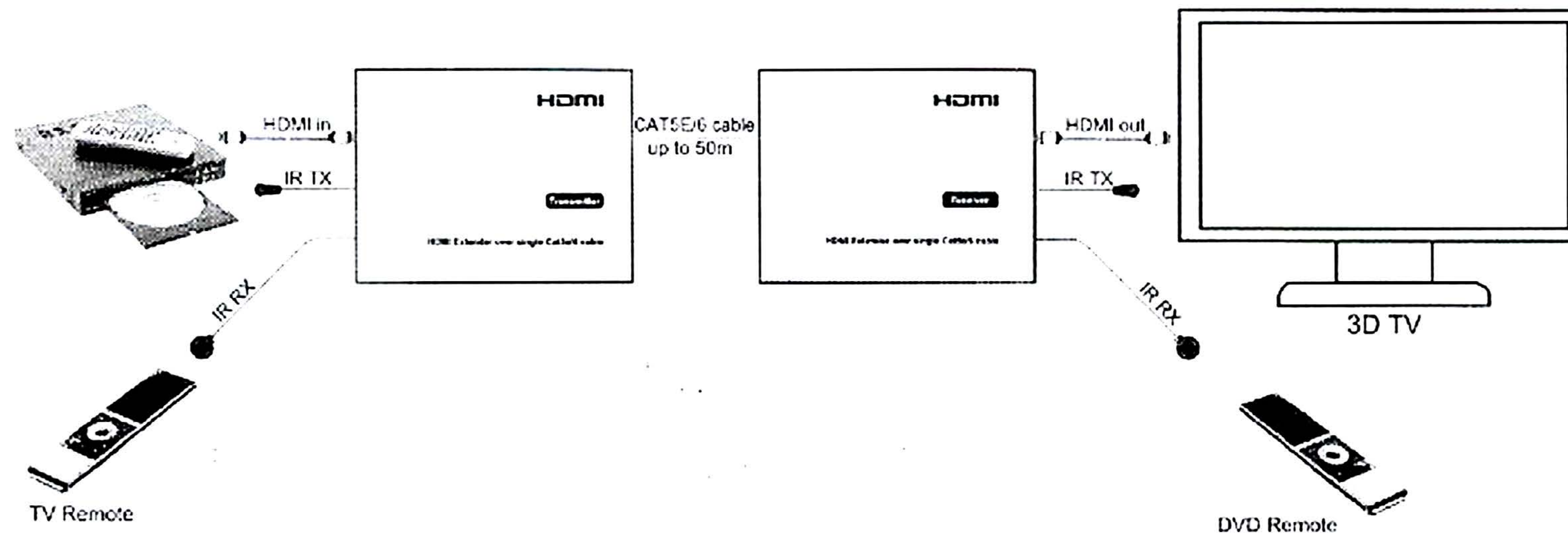
- 1 . Power input, 5VDC.
- 2 . HDMI input.
- 3 . DIP switch .(adjust EDID to ensure better compatibility)
- 4 . IR RX.
- 5 . IR TX.
- 6 . CAT-5E/6 output.
- 7 . Status of power input. When power input on, the LED lights.
- 8 . Status of signal connection. When this works well, the LED lights.

Receiver Panel



- 1 . Status of signal connection. When this works well, the LED lights
- 2 . Status of power input. When power input on, the LED lights
- 3 . CAT-5E/6 input
- 4 . IR TX
- 5 . IR RX
- 6 . HDMI output
- 7 . Power input, 5VDC.

Connection Diagram



Connections and Operations :

1. Connect 1 source such as a Blu-Ray Player, game console, STB, etc. to the HDMI input on the transmitter
2. Connect 1 display such as an HDTV or HD Projector to the HDMI output on the receiver .
3. Connect a single Category 5e/6/7 up to (50m) to both transmitter and receiver.
4. Plug in the IR-RX cable and IR-TX cable to the IR jack port located on the Receiver and transmitter balun.
5. Power on the transmitter and receiver firstly, then power on the source and sink.
6. DIP Switch Description.

EDID for Transmitter

Position	Functions
0	HDMI 1080P 2CH
1	HDMI 1080P 5.1CH
2	HDMI 1080P 7.1CH
3	HDMI 1080P 3D 2CH
4	HDMI 1080P 3D 5.1CH
5	HDMI 1080P 3D 7.1CH
6	Reserved
7	Reserved



Note The distance is 40m under 5.1CH or 7.1CH.

Operating Instructions

Safety information

safeguards



To reduce the risk of electric shock, do not expose this product to rain or moisture

PRODUCT SERVICE

1) **Damage requiring service:** The unit should be serviced by qualified service personnel if:

- (a) The DC power supply cord or AC adaptor has been damaged;
- (b) Objects or liquids have gotten into the unit;
- (c) The unit has been exposed to rain;
- (d) The unit does not operate normally or exhibits a marked change in performance;
- (e) The unit has been dropped or the cabinet damaged.

2) **Servicing Personnel:** Do not attempt to service the unit beyond that described in these operating instructions. Refer all other servicing to authorized servicing personnel.

3) **Replacement parts:** When parts need replacing ensure the servicer uses parts specified by the manufacturer or parts that have the same characteristics as the original parts. Unauthorized substitutes may result in fire, electric shock, or other hazards.

4) **Safety check:** After repairs or service, ask the servicer to perform safety checks to confirm that the unit is in proper working condition.

WARRANTY

If your product does not work properly because of a defect in materials or workmanship, our Company (referred to as "the warrantor") will , for the length of the period indicated as below, (**Parts(2)Year ,Labor(90) Days**) which starts with the date of original purchase ("Limited Warranty period"), at its option either(a) repair your product with new or refurbished parts, or (b) replace it with a new of a refurbished product. The decision to repair or replace will be made by the warrantor.

During the "Labor" Limited Warranty period there will be no charge for labor.

During the "Parts" warranty period, there will be no charge for parts. You must mail-in your product during the warranty period. This Limited Warranty is extended only to the original purchaser and only covers product purchased as new. A purchase receipt or other proof of original purchase date is required for Limited Warranty service.

Mail-In Service

When shipping the unit carefully pack and send it prepaid, adequately insured and preferably in the original carton. Include a letter detailing the complaint and provide a day time phone and/or email address where you can be reached.

LIMITED WARRANTY LIMITS AND EXCLUSIONS

1) This Limited Warranty ONLY COVERS failures due to defects in materials or workmanship, and DOES NOT COVER normal wear and tear or cosmetic damage. The Limited Warranty ALSO DOES NOT COVER damages which occurred in shipment, or failures which are caused by products not supplied by warrantor, or failures which result from accidents, misuse, abuse, neglect, mishandling, misapplication, alteration, faulty installation, set-up adjustments, misadjustment of consumer controls, improper maintenance, power line surge, lightning damage, modification, or service by anyone other than a Factory Service center or other Authorized Servicer, or damage that is attributable to acts of God.

2) THERE ARE NO EXPRESS WARRANTIES EXCEPT AS LISTED UNDER "LIMITED WARRANTY COVERAGE". THE WARRANTOR IS NOT LIABLE FOR INCIDENTAL OR CONSEQUENTIAL DAMAGES RESULTING FROM THE USE OF THIS PRODUCT, OR ARISING OUT OF ANY BREACH OF THIS WARRANTY. (As examples, this excludes damages for lost time, cost of having someone remove or re-install an installed unit if applicable, travel to and from the service, loss of or damage to media or images, data or other recorded content. The items listed are not exclusive, but are for illustration only.)

3) PARTS AND SERVICE, WHICH ARE NOT COVERED BY THIS LIMITED WARRANTY, ARE YOUR RESPONSIBILITY.

BUY ON

www.cablematic.com