

# USER MANUAL

## 2X2 HDMI Switcher/Splitter

Enjoy the vivid world!

### 2X2 HDMI Switcher/Splitter

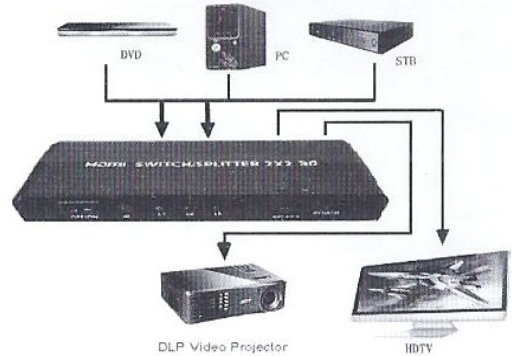
Switch, split, and amplify your HDMI® signal with this Switch/Splitter.

Split your HDMI signal to two HDTVs or projectors

Switch between two input source devices and send the signal simultaneously to two displays. No setup or special configuration is required, simply connect the input device(s) and output device(s), then start using it

When HDMI cable connect with HDMI output , the 2x2 switch/splitter can amplify the HDMI signal.

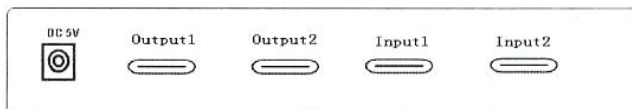
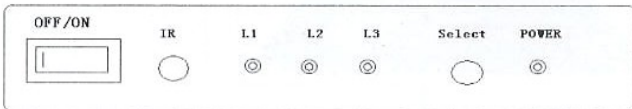
The unit supports up to 1080p resolution, 12-bit per channel color depth, and high definition audio signals



### Features :

- Support HDMI1.4a
- Support 3D
- Supports highest video resolution 1080p/60Hz
- Support 2.5Gbps data rate for tmds clock up to 225MHz
- Support 8/10/12 bit deep color
- Support AWG26 HDMI standard cable, input up to 25 metres., output up to 15metres
- Supports single high definition display for multiple sources, such as DVD Players and Digital Projectors, Set Top Boxes.
  - IR Remote Control for operational flexibility and easy control
- DC5V/1A power supply

### Physical Connection Showing Picture



### Specifications :

HDMI version .....	HDMI 1.4a
HDMI resolution .....	24/50/60fs/1080p/1080i/720p/576p/576i/480p/480i
Support video color format .....	8/10/12 bit deep color
Support audio format.....	DTS-HD/Dolby-trueHD/LPCM7.1/DTS/Dolby-AC3/DSD
Max bandwidth.....	225MHz
Max baud rate.....	2.5Gbps
Input cable distance.....	≤25m AWG26 HDMI standard cable
Output cable distance.....	≤15m AWG26 HDMI standard cable
Max working current.....	500mA
Power adapter format. Input: .....	AC (50HZ, 60HZ) 100V-240V; Output: DC5V/2A
Operating Temperature range.....	(-15 to +55℃)
Dimension (L x W x H) .....	128x53x20 (mm)
Weight.....	130g

### Operating and Connecting

- 1: Connect two cable from HDMI source device into HDMI Splitter/Switcher input.
- 2: Connect two cable from display into HDMI Splitter/Switcher output.
- 3: Connect power adapter to the HDMI Splitter/Switcher.

### The Package includes:

1. 2X2 HDMI Switcher/Splitter
2. IR Remote Control
3. 5V DC Power adapter
4. User Manual