

USER MANUAL

INTRODUCTION

2X4 HDMI Switch/Splitter

About 2X4 HDMI Switch/Splitter:

Switch, split, and amplify your HDMI® signal with this Switch/Splitter.

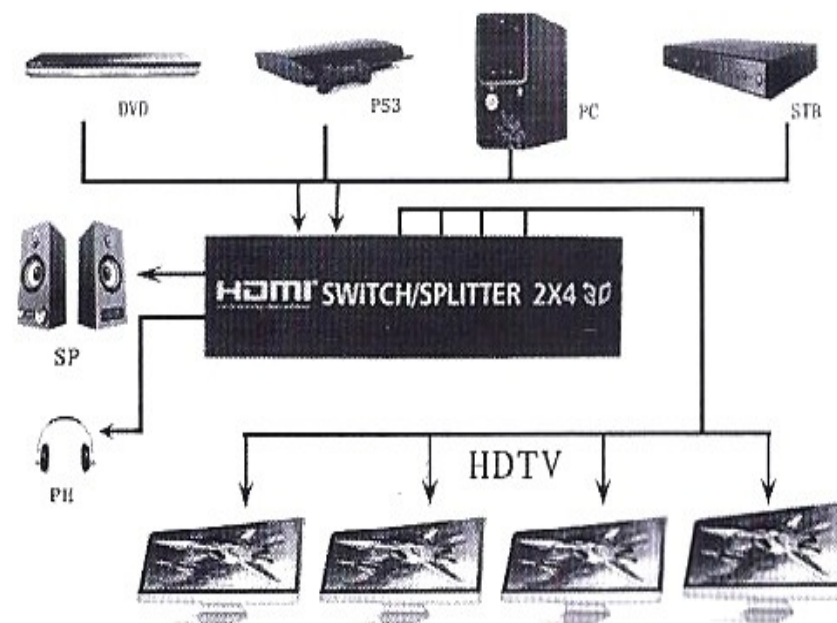
Split your HDMI signal to Four HDTVs or projectors

Switch between two input source devices and send the signal simultaneously to four displays. No setup or special configuration is required, simply connect the input device(s) and output device(s), then start using it

When HDMI cable connect with HDMI output , the 2x4 switch/splitter can amplify the HDMI signal.

The unit supports up to 1080p resolution, 12-bit per channel color depth, and high definition audio signals.

Support 3.5MM Aux audio output and SPDIF audio output.



BUY ON
www.cablematic.com

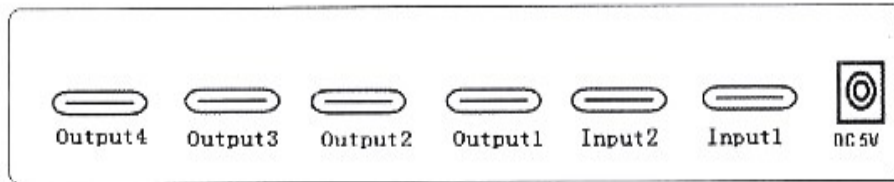
Enjoy the vivid world!

FEATURES

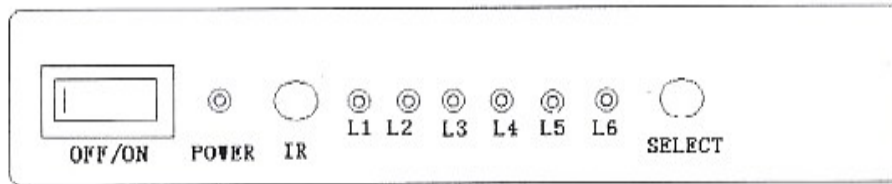
- Support HDMI1.4a
- Support 3D
- Supports highest video resolution 1080p/60Hz+
- Support 2.5Gbps data rate for tmcls clock up to 225MHz
- Support 8/10/12bit deep color
- Support input up to 25 metres AWG26 HDMI standard cable length, output up to 15metres AWG26 cable length
- Supports single high definition display for multiple sources, such as DVD Players and Stellite Receivers, Digital Projectors, A/V Receivers, Set Top Boxes.
- DC5V/1A power supply

Physical Connection Showing Picture

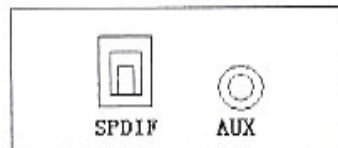
1:



2:



3 :Audio output showing picture



SPDIF:digital audio output
AUX: 3.5mm audio output

SPECIFICATIONS:

HDMI version	HDMI 1.4a
HDMI resolution	24/50/60fs/1080p/1080i/720p/576p/576i/480p/480i
Support video color format	8/10/12bit deep color
Support audio format	DTS-HD/Dolby-trueHD/LPCM7.1/DTS/Dolby-AC3/DSD
Max bandwidth	225MHz
Max baud rate	2.5Gbps
Input cable distance	≤25m AWG26 HDMI standard cable
Output cable distance	≤15m AWG26 HDMI standard cable
Max working current	800mA
Power adapter format..Input:	AC (50HZ, 60HZ) 100V-240V; Output: DC5V/2A
Operating Temperature range	(-15 to +55°C)
Dimension (L x W x H)	200x70x25 (mm)
Weight	280g

Operating and Connecting

- 1: Connect two cables from HDMI source device into HDMI Switch/Splitter input.
- 2: Connect four cables from displayer into HDMI Switch/Splitter output.
- 3: Connect power adapter to the HDMI Switch/Splitter.

The Package Includes:

1. HDMI Switch/Splitter
2. IR Remote Control
3. 5V DC Power adapter
4. User Manual

BUY ON
www.cablematic.com