

USER MANUAL

HDMI 4x1 Quad Multi-viewer

BUY ON

www.cablematic.com

1.Introduction

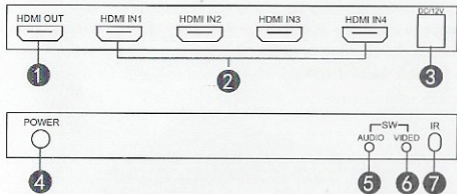
HDMI 4x1 Quad Multi-viewer is a high performance with four HD screen segmentation and seamless switching output switch. It can display 4 HD digital video signals on the same screen, and has a variety of video segmentation, seamless switching 4 HD input signals synchronously. The control methods of the switch is flexible, it can be switched via button and IR control. It's a very practical and stable switch and easy to install, can be used in the major projects, meeting halls and other places.



2.Features


- * Support 4 HDMI input, 1 HDMI output
- * Support 4 channels HDMI signal screen segmentation
- * Support 4 channels HDMI signal seamless switching
- * Support highest resolution up to 1080P/60Hz
- * Support IR control
- * Compatible HDMI1.3a, HDCP1.2, input compatible DVI1.0 version
- * Support resolution: 1080P, 720P, 1080i, 1024x768, 1360x768 and so on
- * Support audio output format: PCM2.0
- * Support standard AWG26 cable, input up to 15 metres ,output up to 15 metres
- * DC12V/2A power adapter
- * Net weight: 350g
- * Dimension (L x W x H): 19cmx9cmx2.3cm

Product interface pictures :



- 1: HDMI OUT ---HDMI output
- 2: HDMI IN1-4 ---HDMI input 1 to input 4
- 3: DC/12V ---DC12V power input
- 4: POWER---Power indicator
- 5: AUDIO---Audio mode switching
- 6: VIDEO---Video mode switching
- 7: IR---IR receive

Connection diagram :

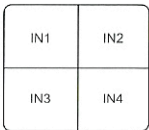


Notes:

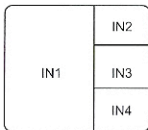
AUDIO---Audio mode switching

VIDEO---Video mode switching

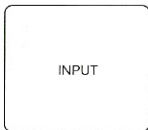
Fives modes for switching:



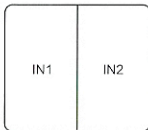
MODE1



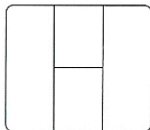
MODE2



MODE3



MODE4



MODE5

MODE1: Switching IN1-IN4, to choose the audio output

MODE2: Switching IN1-IN4, the audio output is the same as the audio of the main interface.

MODE3: IN1-IN4, the 4 channels HDMI signal seamless switching

MODE4: Double screen

MODE5: Switching IN1-IN4 to H screen

The Package Includes:

1. HDMI 4x1 Quad Multi-viewer x1
2. 12V/2A power adapter x1
3. Remote control x1
4. User manual x1