

USER MANUAL

4K 50M HDMI Extender

BUY ON

www.cablematic.com

1.Introduction

This 4K HDMI Extender can transmit high definition signal of Blu ray DVD player, PC and other equipment via CAT5E/6 cable, support the highest resolution of 4Kx2K, 1080P transmission distance up to 80 meters, 4K transmission distance up to 50 meters, support infrared transmission. The product is stable, easy to install, and highly practicable, It can be used in major projects, meeting halls and other places.

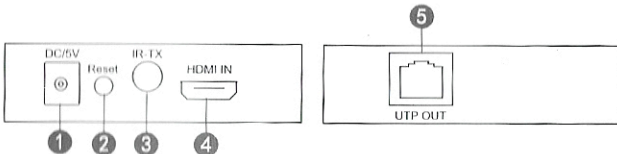


2.Features & Specifications

- * Support HDMI 1.4 version
- * Support 3D Video format
- * Support the highest resolution up to 3840x2160/30Hz,(1080P/60Hz,1080i,720p..)
- * Support sound sampling frequency:44.1KHz ,48KHz, 96KHz and etc.
- * Support 36 bit deep color
- * Support the Max transmit distance:
 - 1) When input 1080P ,the max distance is 80M
 - 2) When input 4Kx2K ,the max distance is 50M
- * Support IR extension, can use IR remote control the input source devices and output display in receiving place.
- * Power input: DC5V/1A
- * Net Weight: 270g(TX),275g(RX)
- * Dimension (length x width x height): 94mmx83mmx23mm

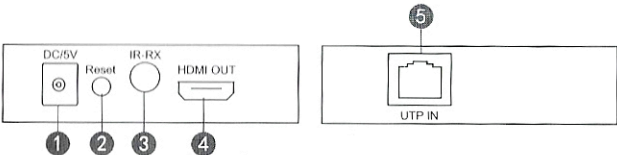
3.Physical Connection Showing Picture :

HDMI Transmitter



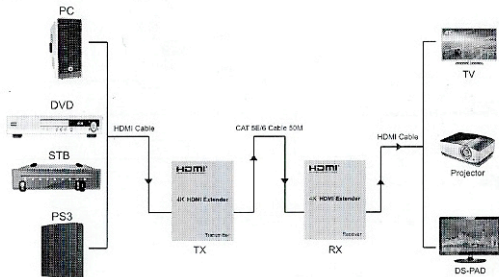
- ①: DC/5V ---DC5V power input port
- ②: Reset ---reset key
- ③: IR-TX---Infrared transmitting interface
- ④: HDMI IN---HDMI input port
- ⑤: UTP OUT---UTP output port

HDMI Receiver



- ①: DC/5V ---DC5V power port
- ②: Reset ---reset key
- ③: IR-RX---Infrared receiving interface
- ④: HDMI OUT---HDMI output port
- ⑤: UTP IN---UTP input port

4.Application diagrams



(1) When the resolution is 1080P, the max distance is 80M(cat6 cable)

(2) When the resolution is 4Kx2K, the max distance is 50M(cat6 cable)

5.Connection and operation

- 1.Connect the HDMI source device and HDMI Transmitter with HDMI cable.
- 2:Connect the HDMI receiver and the display device with HDMI cable.
- 3:Connect the UTP port of HDMI receiver and HDMI transmitter with cat-6 cable, it can be up to 80 meters.
- 4 IR control function: Connect the IR receiver into the IR RX port of HDMI receiver, then Connect the IR transmitter into the IR TX port of HDMI transmitter, make sure the IR transmitter aim at the controlled device's IR receiver.

6.The Package includes:

- 1:HDMI Transmitter x1pc
- 2:HDMI Receiver x1pc
- 3:Power adapter 5V/1A x2pcs
- 4:IR cable x1 pair
- 5:User manual x1pc