


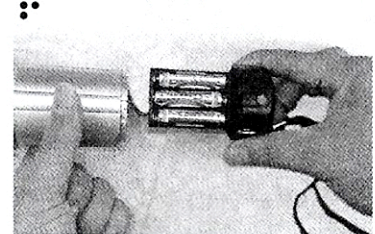


MANUAL FOR MINI HAND-HELD MEGAPHONE

Thank you for purchasing and please read the manual before use.




1


- Twist the black end cap counterclockwise slightly and remove from the housing.
- Insert 3 new AAA batteries, making sure to follow the indicated polarity.




2




Slide the battery compartment back into housing



Aim the two lines on each side and close the black end cap

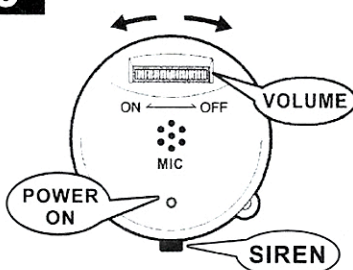


Twist the black end cap clockwise




Lock it in place

3



- Slide the volume dial to the ON position, the indicate light will be on. Slide the dial further to raise volume.
- To work SIREN, slide the volume dial past OFF, then press the red SIREN button, slide dial to ON and adjust the volume.



CAUTION



BUY ON
www.cablematic.com

- Not waterproof • Dropping may cause damage
- When you turn the volume to maximum, it may cause a whistle. You can remove battery compartment from the housing and twist the SENSITIVITY switch (on one side of compartment body). Turn clockwise to lower whistle.
- When using it, do not speak/play siren close to any children or adults' ear.
- If sound becomes weaker and weaker, please check if it is necessary to replace new battery
- When megaphone is not in use, please remove batteries, take out space, do not let them stay inside the housing.



Power Source: 3 x AAA Cells
Dimensions: Horn Dia.83mm, Length 130mm
Weight: 223g without cells