



CABLEmatic

Maintenance certificate

Model No.: _____

Customer Name: _____

Address: _____

Telephone: _____

Distributor: _____

Purchasing date: _____

No stamping is invalid

Maintenance & Notice

From the purchasing date to one year guarantee, under normal breakdown can apply free maintenance or change components. Man made mistake will not be covered. After one year guarantee, breakdown or components maintenance will be charged according to our company standard price.

Maintenance certificate will not be re-place if missing, above repair behavior will be charged accordingly.

Technical Data

Model	HW-450	Fuse	250V 2A
Power	220-240V	Temperature	60-150°C
Wattage	350W	Max film width	450MM

HW-450 FOOD FRESH FILM WRAPPER Instruction Manual

Assemble

- 1.Should check the rating lable voltage is fitted your location before use.
- 2.Assure appliance connecting to grounded socket.
- 3.DO NOT place machine close to flammable object when operating.

Food film wrapper Adjust steps

- 1.Lay on working table and put the film wrapper inside front & back sticks according to picture shows arrow.
- 2.Adjust screw for fit tightness.

Wrapping & cutting function

- 1.Turn the knob to ON sign, power indicator on and cutter will be heat.
- 2.Clockwise direction to turn on switch, heater sign ON, set to suitable temperature.
3. If unit is only needed for cutting function , turn the heat switch to OFF function.

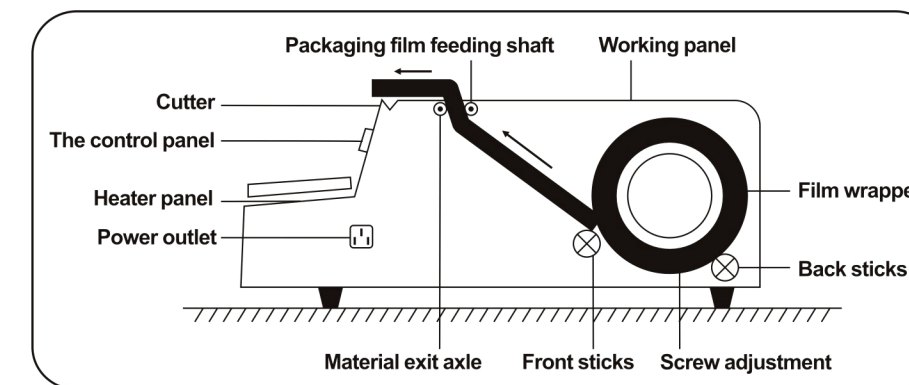
Wrapping

- 1.Lay on the packing subject on the working panel, place the film wrapper around the object and flat pressed and cut.
- 2.Seal and pack

Notes:

- 1.Please apply detergent or wet towel to clean the cutter & heating panel.
- 2.Prohibited to use wet hands to turn on and unapply power socket.
- 3.Should apply to same specification fuse for if for replacement.
- 4.After use please place machine in safe & cool enviornment, and be covered neatly.

Function of each part



Power socket: Apply convenient , prevent loosen & well connection socket.

Heater panel: Apply teflon PTFE to prevent sticking film wrapper,nor creating polluted gas. Can adjust temperature switch to best heating performance.

Cutter: Apply teflon PTFE , thermal fuse tempature stable & durable.

Film wrapper: Sealed lay up packing for clean hygiene.

Screw adjustment: with adjusting selection for tightness.

Front & back sticks: to hold up wrapper and keep film wrapping smoothly.

Material exit axle: film wrapper exit smoothly.

Working panel: extra heavy stainless steel punching pressed.

1. ON OFF

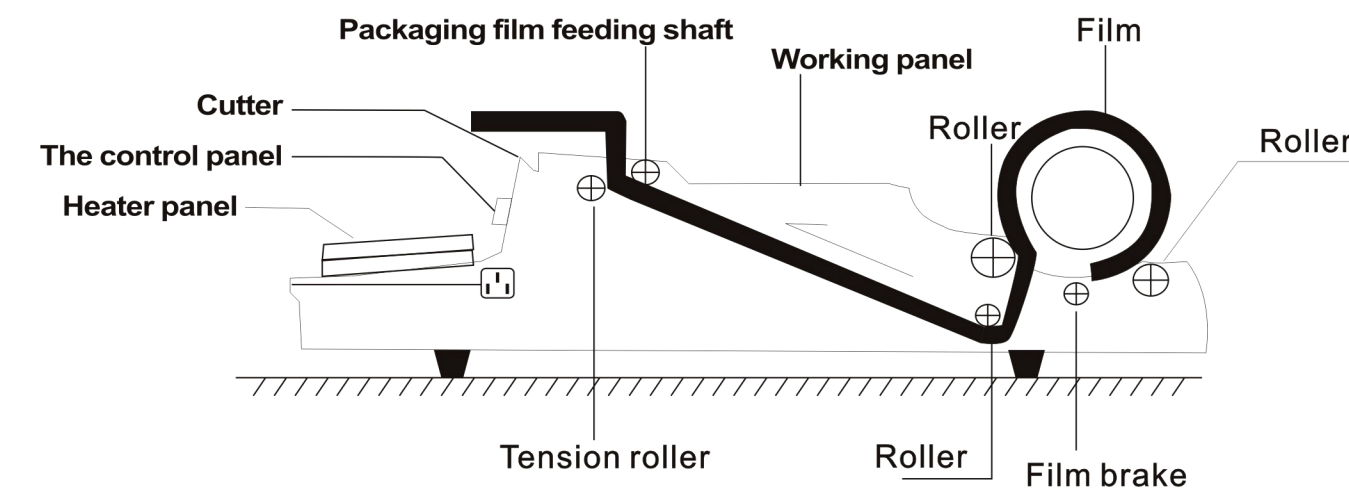
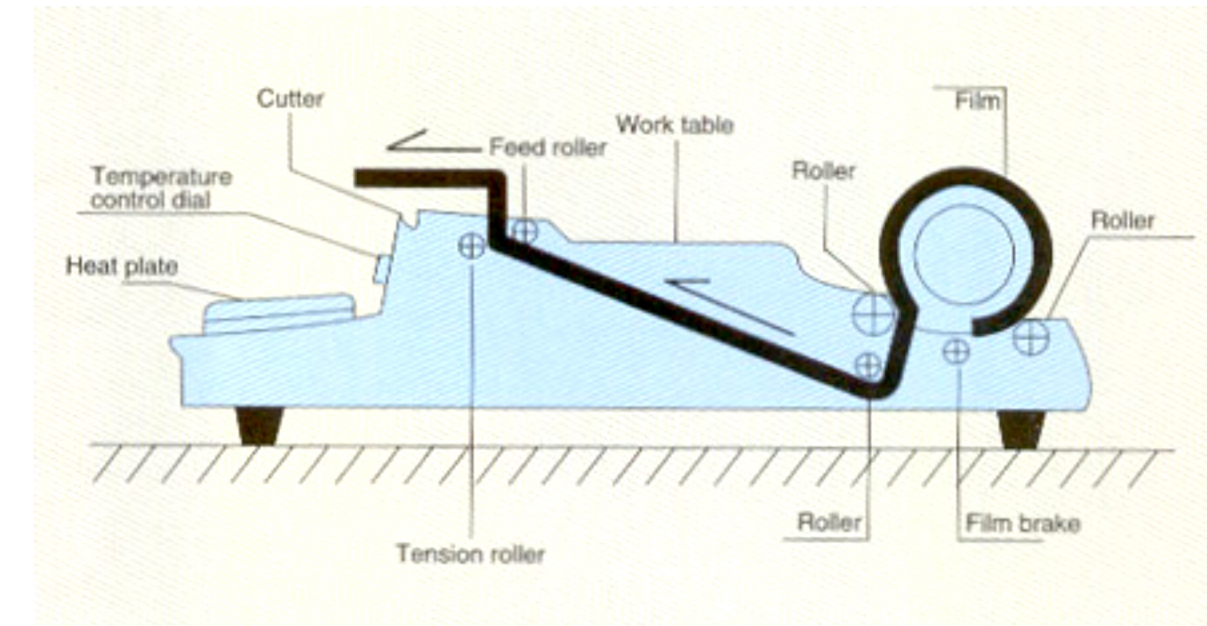
2. POWER ON

3. FUSE

4. AUTO HEATER ON

5. PLATE HEATER

CUTTER HEATER



Please read this operation manual
clearly prior to use, Thanks.