

## A-18 Series Ethernet Remote I/O Module

ATC remote Ethernet I/O Modbus module, support TCP/IP protocol, through the Ethernet interface with other Modbus TCP/IP protocol or PC communication equipment or remote control. Ethernet also supports 8 independent TCP communication connection, can use mobile phone, computer network remote monitoring page, also can be connected to the A-3290 Wi-Fi bidirectional remote controller directly control the output, no the need for any controller.

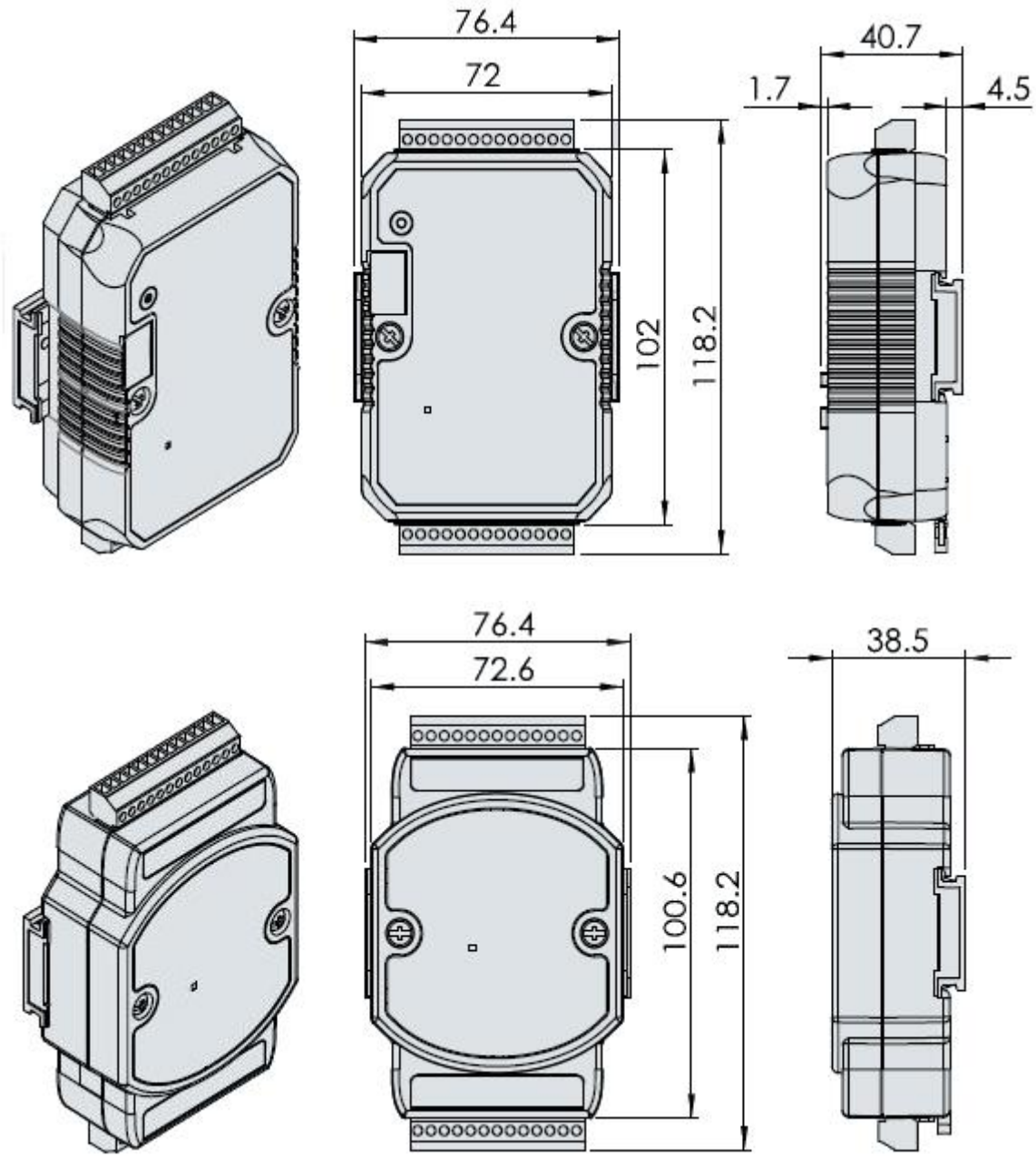


Part No.	A-1819	A-1812	A-1851
Operation Voltage	10 ~ 30VDC/24VAC	10 ~ 30VDC/24VAC	10 ~ 30VDC/24VAC
Inputs	—	2 Status Low: <1VDC Status High: >5~30VDC	16 Status Low: <1VDC Status High: >5~30VDC
Outputs	—	—	—
Continuous Current	—	—	—
Communication Baud Rate	10/100Mbps		
Protocol	MODBUS TCP/IP, MODBUS RTU		
Isolation	YES (5000VDC)		
Input Operating Frequency	10Hz		
Output Operating Frequency	Transistor: 10Hz		
Analog Inputs	8 (16 bit)	4 (16 bit)	—
Analog Input Type	0/4~20mA,J,K,T,E,R,S,B, Thermistor(-270 ~ +1800°C)	2*0/4-20mA + 2*PT100/1000(-200 ~ +600°C)	—
Analog Outputs	—	2 (12 bit)	—
Analog Output Type	—	0/4-20mA	—
Input Impedance	Current: 100Ω Voltage: 10MΩ	Current: 100Ω RTD: 10MΩ	—
Analog Input/Output Accuracy	±0.1% / —	±0.1% / ±1%	—
Communication Interface	Ethernet + USB		
Channel Independent Configuration	Yes		
Sampling Rate	10 sample/second (Total)		
CMR @ 50/60 Hz	120 dB		
Span Drift	±50 ppm/°C		
Zero Drift	±18 μV/°C		
Temperature Ranges	(PT-100:-200~+600°C) (PT-1000:-200~+600°C) (J:-210~760°C) (K:-270~1,370°C) (T:-270~400°C) (E:-270~1,000°C) (R:0~1,750°C) (S:0~1,750°C) (B:0~1,800°C) (Thermistor-10K-T2:0~100°C) (Thermistor-10K-T3:0~100°C) (Thermistor-6.8K:-10~100°C) (Thermistor-4.7K:-10~100°C) (Thermistor-3.3K:-20~100°C) (Thermistor-3K:-20~100°C) (Thermistor-2.7K:-20~100°C) (Thermistor-2.252K:-20~100°C) (Thermistor-2.1K:-30~100°C) (Thermistor-2K:-30~100°C) (Thermistor-1.5K:-40~100°C) (Thermistor-1K:-40~100°C)		
Operation Temperature	-20 to +75°C		
Degree Of Protection	IP20		
Installation	35 mm DIN rail / Flush mounting		
Dimension (W×H×D)	76.4*118.2*38.5 mm		

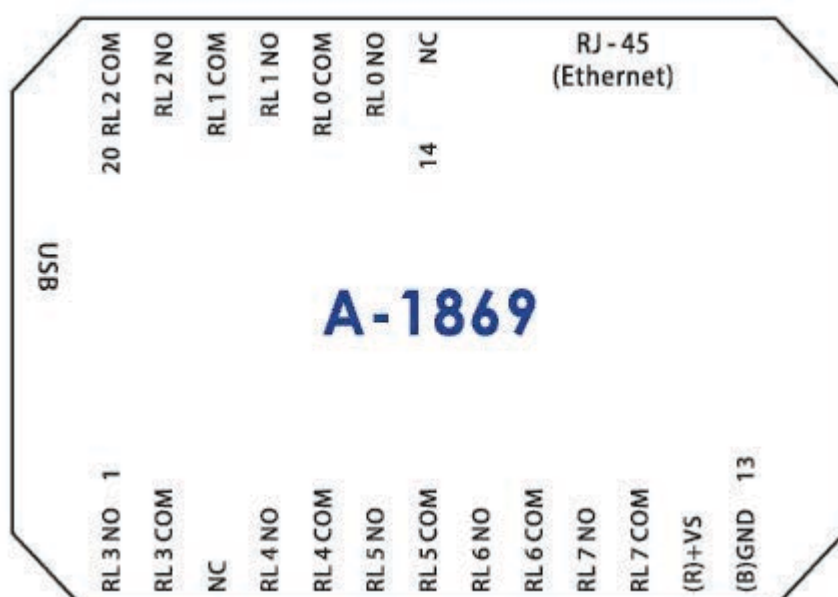


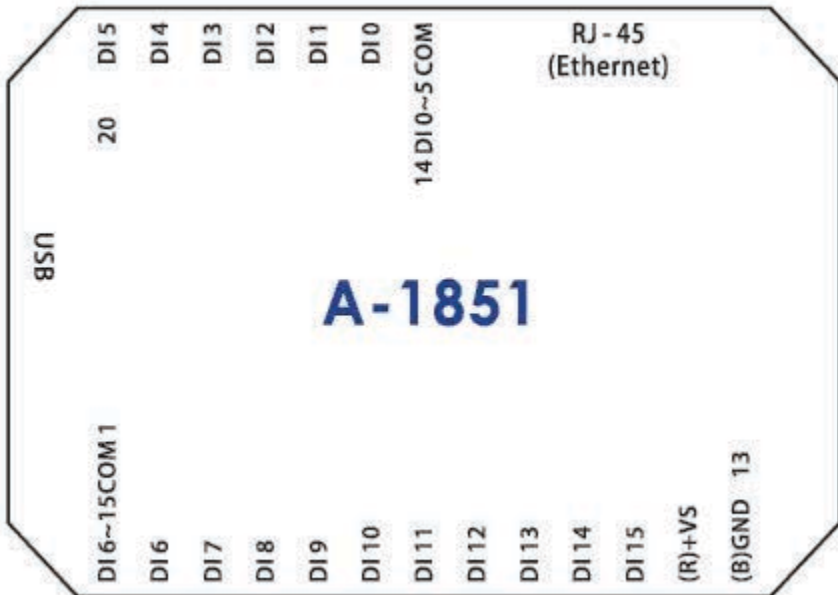
Part No.	A-1855/S	A-1860	A-1869
Operation Voltage	10 ~ 30VDC/24VAC	10 ~ 30VDC/24VAC	10 ~ 30VDC/24VAC
Inputs	8	Status Low: <1VDC	—
		Status High: >5~30VDC	
Inputs	8	Status Low: <1VDC	—
		Status High: >5~30VDC	
Outputs	4, Motor Driver/Source	4, Power Relay	8, Power Relay
Continuous Current	8 ~ 60VDC(1.75A)	250VAC(7A)/30VDC(7A)	250VAC(7A)/30VDC(7A)
Communication Baud Rate	10/100Mbps		
Protocol	MODBUS TCP/IP, MODBUS RTU		
Isolation	YES ( 5000VDC )		
Input Operating Frequency	10Hz		
Output Operating Frequency	Transistor: 10Hz		
Analog Inputs	—		
Analog Input Type	—		
Analog Outputs	—		
Analog Output Type	—		
Input Impedance	—		
Analog Input / Output Accuracy	—		
Communication Interface	Ethernet + USB		
Channel Independent Configuration	Yes		
Sampling Rate	10 sample/second ( Total )		
CMR @ 50/60 Hz	120 dB		
Span Drift	± 50 ppm/°C		
Zero Drift	± 18 μV/°C		
Operation Temperature	-20 to +75°C		
Degree Of Protection	IP20		
Installation	35 mm DIN rail / Flush mounting		
Dimension ( W×H×D )	76.4*118.2*38.5 mm		





■ Dimension:

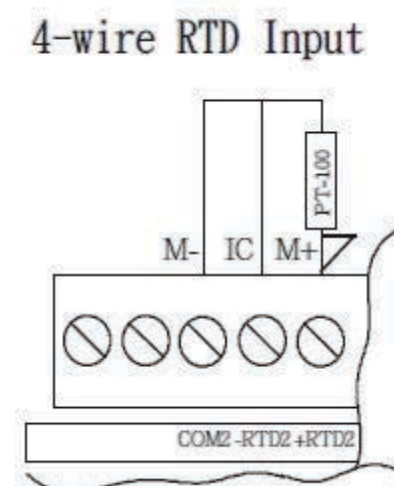
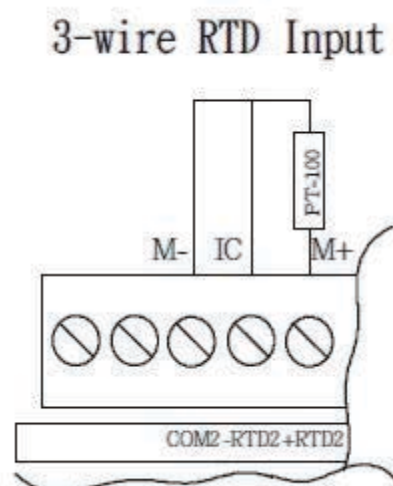
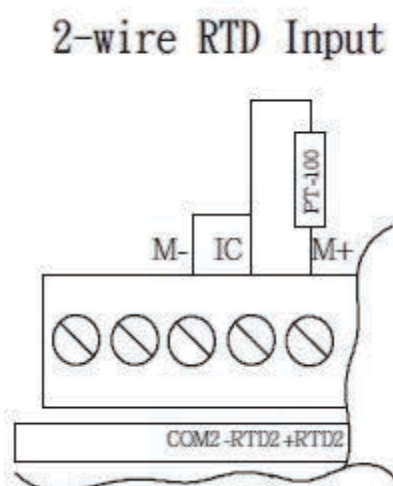
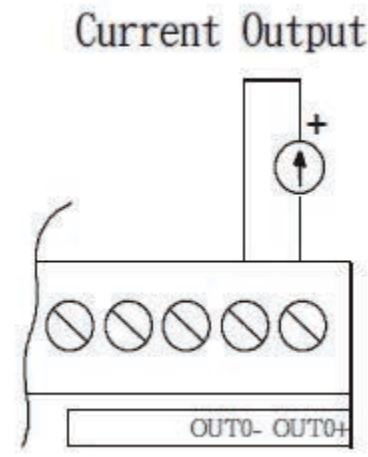
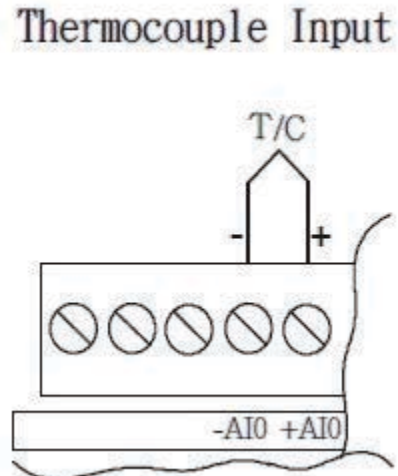
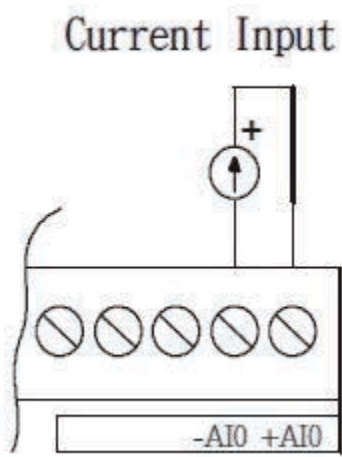
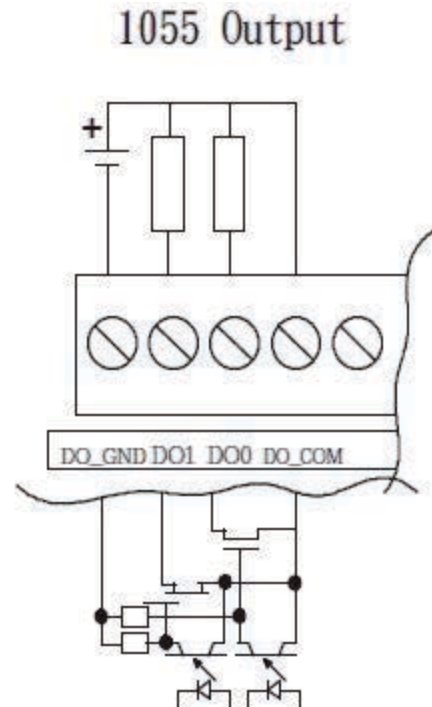
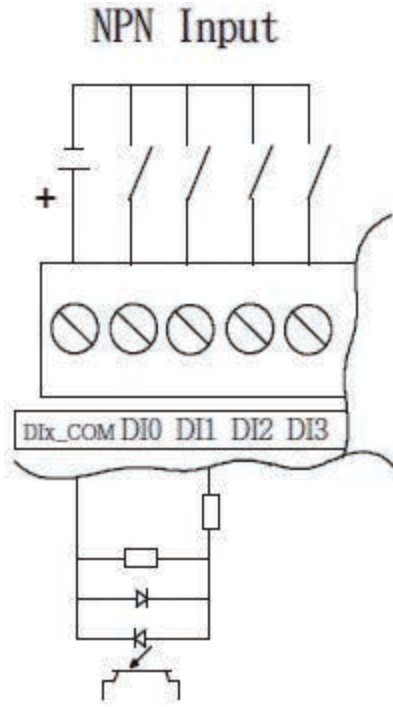
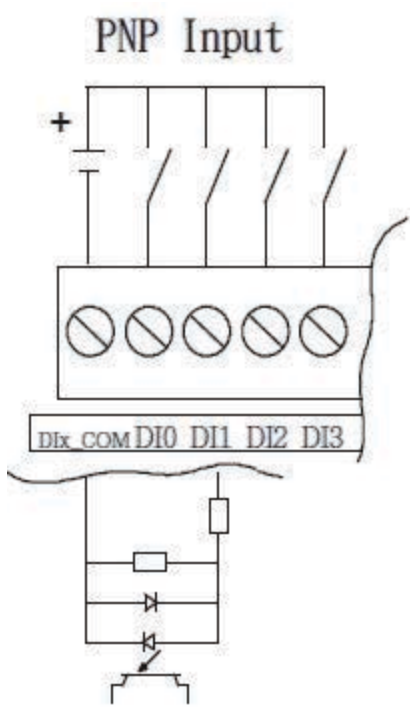


■ Pin Table:

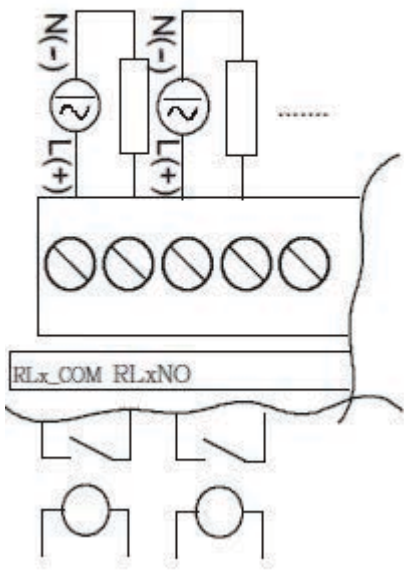




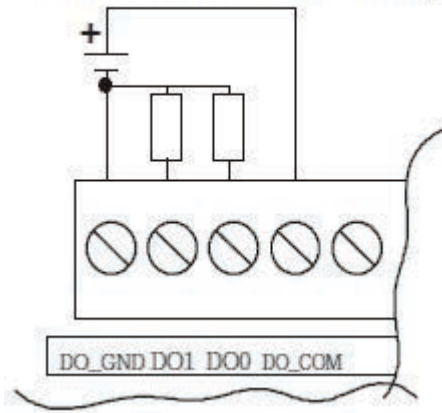
■ Wiring Diagrams & Pin Out



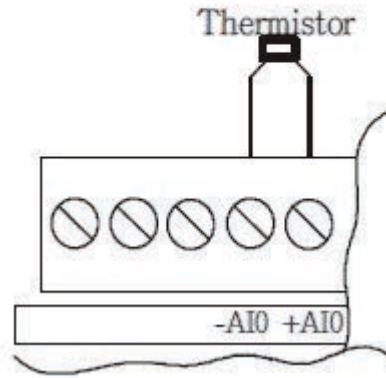
### Relay Output



### 1055S/1012/1212 Output



### Thermistor Input



### Motor Driver Output

