

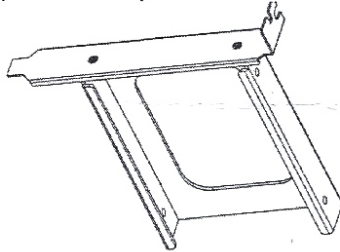
# 1 BAY/2 BAY PCI-E HDD frame for 2.5"IDE/SATA HDD/SSD

## Introduction

PCI-E frame for 2.5" HDD, it supports any 2.5"IDE/SATA HDD/SSD, high up to 9.5mm. Convenient for you install 2.5" IDE/SATA HDD/SSD, make full use of your idle PCI space. PCI-2501 support 1 pcs 2.5"HDD/SSD, PCI-2502 support 2 pcs 2.5" HDD/SSD.

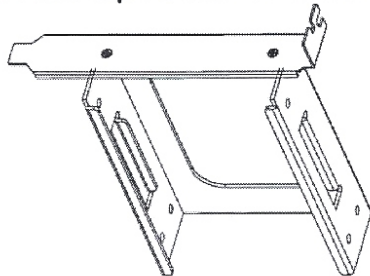
**Model:PCI-2501**

(Install 1 pcs 2.5" IDE/SSD/SATA HDD)



**Model:PCI-2502**

(Install 2 pcs 2.5" IDE/SSD/SATA HDD)



## Features:

■ PCI-E frame for 2.5" IDE/SATA HDD/SSD (PCI-2501 high up to 12.5mm HDD)

## Requirements:

■ With an available PCI express slot of the computer

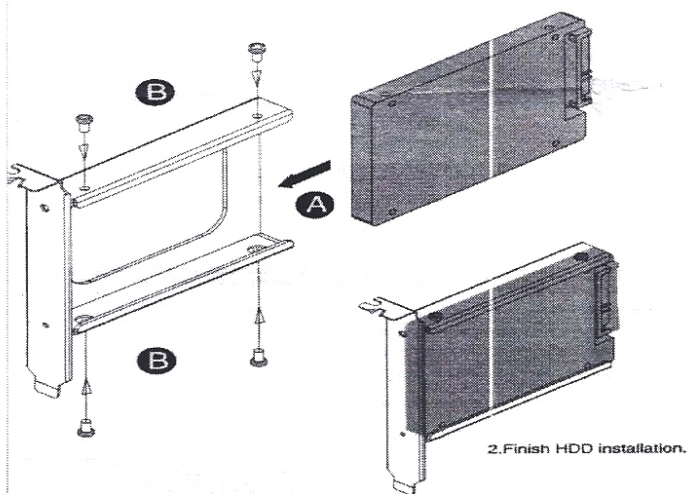
## Packaging:

1. HDD PCI frame \*1
2. User manual \*1
3. Screws PCI-2501 4PCS / PCI-2502 8PCS

## Installation:

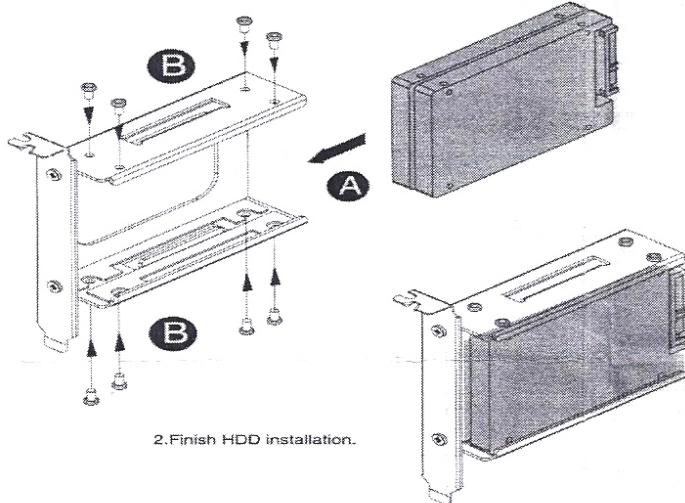
### PCI-2501

1. Install HDD use with 2 screws at the each side, 4 holes to fix



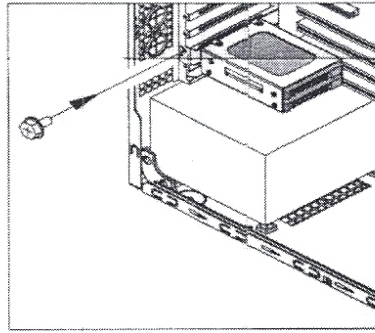
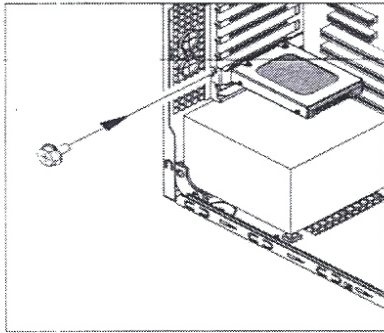
## PCI-2502

1. Install HDD use with 4 screws at the each side, 8 holes to fix



2. Finish HDD installation.

2. Lock HDD PCI frame with the screw, fix the HDD PCI frame on the host ,and cover the shell



### NOTE:

1. Do not beat this product and placed in moisture, direct sunlight with high temperature environment.
2. If improper use of any demolition or didn't accordance with the instructions to use and then damaged disk and hard disk data, the Company will not bear any responsibility for damages or repairs.