

DMX512 Wireless Receiver/Transmitter

MODEL: LCD-WI-DMX

Brief:

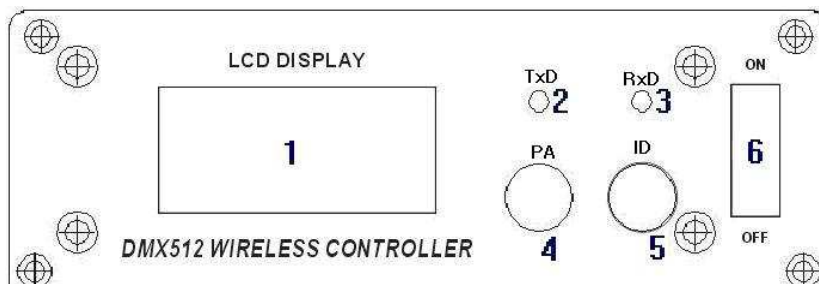
DMX512 wireless receiver/transmitter transmit standard DMX512 protocol data (generated by console) by wireless way, which solves lighting control issues of wireless transmitting completely between console and lighting, lighting and lighting and so on, It get rid of connecting cable limited completely. And also can ensure without any time delay when signal data is transmitting, signal data is real time and reliably.

This product adopt 2.4G ISM frequency section (global opening section) without permission limited, High effective GFSK modulate communication design. 126 frequencies band, FH design and frequency-hopping synchronization automatically.



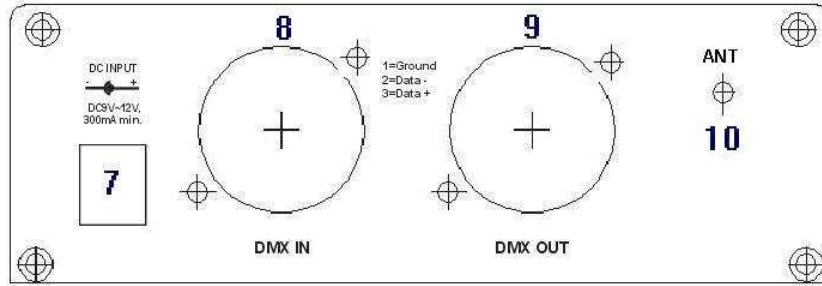
Product feature:

1. 2.4G DMX512 wireless receiver/transmitter
2. 2X8 bit LCD to display working condition.
3. 4 grades power output for option.
4. 126 frequencies band, FH design, and frequency-hopping synchronization automatically.
5. 16 groups ID code for setting, User can use 16 groups individual wireless net without any interfere each other in the same place.
6. Input voltage : 9-12VDC 300mA min.
7. Communication distance: 700m (visible distance)
8. Working frequency: 2.4G ISM, 126 frequencies band
9. Max transmitting power: 20dBm
10. Receive sensitive: -94dBm
11. DMX signal terminal: 3/5 pin XLR
12. Dimension: 75X147X43 mm
13. Net weight: 360g



Front board

- 1: LCD display window 2: Indicator light of transmitting 3: Indicator light of receiver
- 4: Setting key of transmit power 5: ID option key 6: Power Switch



Back board

- 7: Power supply input socket 8: DMX Input XLR 9: DMX Output XLR 10: RF Antenna

LCD display parameter:

R	:	2	.	4	0	3	G
P	:	3		ID	:	1	

working condition、RF frequency、high frequency power、ID code .

R							

- 1. Working condition: “T”=TXD=transmitting or “R”=RXD=receiving, testing signal automatically.

		2	.	4	0	3	G

- 2. RF frequency: 2. 400-2. 525 G, total 126 frequencies band, FH design automatically.

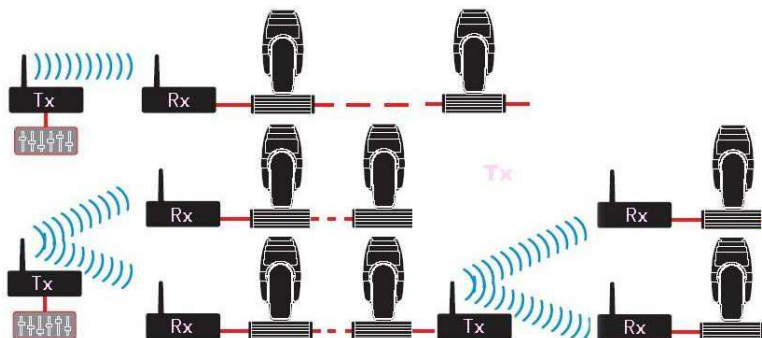
P	:	3					

- 3. Transmitter power : “0”=2dBm , “1”=8dBm , “2”=14dBm , “3”=20dBm,.Press “PA ” key for setting

						ID	:	1

- 4. ID Code: “0-F” 16 groups ID code, press “ID ”key for setting, Same ID can communicate each other only.

Connecting Scheme:



Establishing Communication:

1. Power on DMX512 wireless receiver/transmitter
2. Press "PA" key to set transmitting power rate value, then press "ID" key to set ID code, receiver and transmitter must be the same ID value in the same grade net. Please setting different ID code if you need use more than 1 group wireless net at the same time at the place.

Caution:

- ✧ Indoor use only.
- ✧ 1 year warranty, repair, free replacement except damaged artificially.
- ✧ The working condition should be under temperature $-20^{\circ}\text{C}\sim+45^{\circ}\text{C}$, 10%~90%RH, no cover.