


# Tropicano

*Nature's Finest Weave*



**ULTIMO®**





COMFORT & ELEGANCE

ULTIMO®





# Natural Square

**RCN-031**

750 cms x 60 cms  
(Roll size-50 sqft)

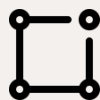
Natural  
Material



Premium  
Finish



Square  
Design



Natural  
Colour






# TROPICANO

## NATURE'S FINEST WEAVE

The seamless blend of nature and modern elements adds elegance. Each piece exudes a strong boho-chic vibe. Whether you're binge-watching your latest series, the charming Tropicano Canes will catch your eye with approval.





# Natural Star

**RCN-032**

750 cms x 60 cms  
(Roll size-50 sqft)

Star  
Design



Natural  
Material



Natural  
Colour




Premium  
Finish





U T N



## Watch Video

Products are eco-friendly, lightweight, and stylish. With their natural beauty and durability, they bring a touch of rustic charm to any space. Perfect for furniture and decor, these versatile pieces add warmth and elegance, both indoors and outdoors.



# Natural Diamond

**RCN-033**

750 cms x 60 cms  
(Roll size-50 sqft)



**Natural  
Material**



**Premium  
Finish**



**Diamond  
Design**



**Natural  
Colour**



# Natural Prism

**RCN-051**

750 cms x 60 cms  
(Roll size-50 sqft)



**Natural  
Material**



**Premium  
Finish**



**Prism  
Design**




**Natural  
Colour**





Watch Video





# Natural Double Square

**RCN-052**

750 cms x 60 cms  
(Roll size-50 sqft)

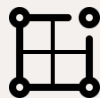
Natural Material



Premium Finish



Double Square Design



Natural Colour







# Natural Mesh

**RCN-053**

750 cms x 60 cms  
(Roll size-50 sqft)

Mesh  
Design



Natural  
Material



Natural  
Colour



Premium  
Finish





# ULTIMO<sup>®</sup>

- DO'S
- DONT'S



**Tropicano**  
Nature's Finest Weave



# Do's

- **Keep it cool and humid:** Avoid direct sunlight, heat sources, and low humidity. Use a humidifier in winter.
- **Use furniture polish:** Apply lemon, orange, or mineral oil few times a year to keep cane supple.
- **Distribute weight evenly:** Don't kneel or use the chair as a step stool.
- **Use chair pads:** This helps distribute weight and prolongs the life of the cane.



- **Tighten sagging seats regularly:** Use a warm, wet cloth or spray bottle with water to tighten loose cane (if not broken). Let it dry completely before sitting.
- **Clean regularly:** Use wood soap or mild detergent with a soft cloth to remove dirt and grime. Rinse well and let dry naturally.
- **Store in well-ventilated areas:** Avoid basements, crawl spaces, or next to walls where air circulation is poor.



# Don't's

## APPLY FINAL FINISHES:

CANE HAS A NATURAL FINISH AND SHOULDN'T BE VARNISHED OR LACQUERED (EXCEPT TO MATCH EXISTING FURNITURE).



## PATCH BROKEN CANE SEATS:

REPLACE THE ENTIRE SEAT IF THERE ARE MANY BROKEN STRANDS.

## USE HARSH CHEMICALS:

AVOID BLEACH OR STRONG DETERGENTS.



## LET MOLD OR MILDEW GROW:

MAINTAIN MODERATE HUMIDITY AND CLEAN SPILLS PROMPTLY



## SIT ON A WET CHAIR:

LET IT DRY COMPLETELY AFTER CLEANING.



# ULTIMO<sup>®</sup>

## OUR PRODUCT RANGE

ALABASTER

CHARCOAL

VIGA  
*In a class by itself...*

ACRILICO  
THE GLASS LAMINATE

MATTFLIX  
FEEL SOFT

YOU DREAM, WE CREATE WITH  
NEXO

WHEN LUXURY, IT'S  
MAISON

Luster

WAVE  
crest

  
milan  
WHERE COMFORT MEETS LUXURY

ESTILO  
3mm Backlit Panels


  
FLÖTENGLAS  
ELEGANCE IN EVERY CURVE

MURANO  
REFLECTS YOUR VISION

TREASURE  
SEAMLESS PANEL COLLECTION

symphony  
PREMIUM  
SEAMLESS PANEL COLLECTION


Instagram



@ULTIMO2110

EDGES

facebook



@ULTIMO2110



FOR  
PASTING

