



ClassMonitor

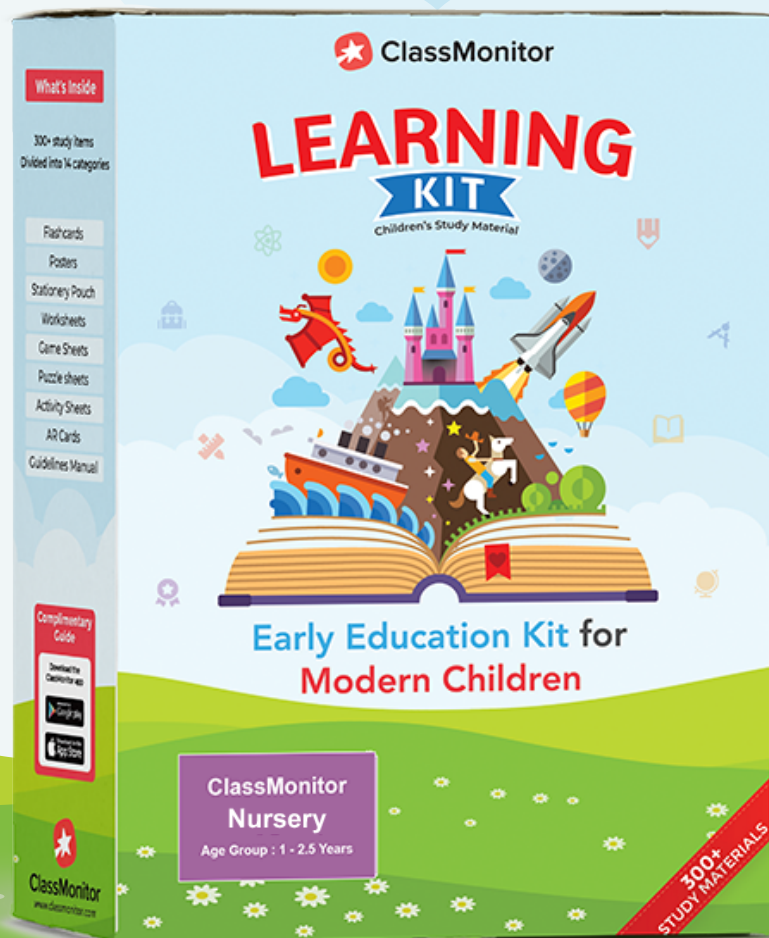


# LEARNING KIT

Children's Study Material




## Nursery Activities





## NAME OF ACTIVITY- **Worksheet - Fruits More Or Less**

**Activity Intro-** Let your child learn the concept of more or less with this fruits worksheet. 


### **Material Required-**

Worksheet - Fruits More Or Less

Pencil & Eraser

### **Step 1**









Give the worksheet- Fruits More Or Less to your child.

Help your child identify the fruits and count them. Ask them to circle the group that has more fruits. 

# FRUITS MORE OR LESS



Circle the group that has more fruits.





## NAME OF ACTIVITY- **Help Baby Chick Find Its Mother**

### Activity Intro-

For young children, completing mazes is a wonderful way to improve their problem solving skills. . So here we are with a fun maze worksheet for your child.

### Material Required

Help Baby Chick Find Its Mother- Worksheet

Pencil/ Crayon

### Step 1

Read out the story 'Are you my mother?' by P.D. Eastman.

### Step 2

Give the worksheet to your child. Help the baby chick find its mother.

HELP BABY CHICK FIND ITS MOTHER.





## NAME OF ACTIVITY

### Mary Had A Little Lamb - Colouring Worksheet

#### Activity Intro-

Provide your child with some colour pencils or crayons and let your child spend some creative time!

#### Material Required

- Mary Had A Little Lamb - Colouring Worksheet
- Pencil colours
- Cotton balls
- Glue



#### Step 1

Take the 'Mary Had A Little Lamb' colouring worksheet and ask your child to colour the picture.

# MARY HAD A LITTLE LAMB

## Colouring Worksheet







## NAME OF ACTIVITY

### Community Helpers & Their Vehicles

#### Activity Intro-

This worksheet is a great way to let your little one learn more about the community helpers.

#### Material Required-

- Worksheet- Community Helpers And Their Vehicles
- Pencil
- Colours

#### Step 1

Give your child the worksheet- Community Helpers & Their Vehicles.





Ask him to observe all the pictures and draw a line joining the community helpers with their vehicles & colour them



# COMMUNITY HELPERS & THEIR VEHICLES



Draw a line joining the community helpers with their vehicles and colour them.





## NAME OF ACTIVITY

### Worksheet-Count And Clip The Number

#### Activity Intro-

This activity will help your child develop the skill of matching numeral to quantity.

#### Material Required

Worksheet- Count and Clip the Number

Wooden Pegs

#### Step 1

Count the objects and clip the correct number.




# COUNT AND CLIP THE NUMBER

Count the objects and clip the correct number.



3  
4



8  
6



6  
7



6  
5

