



ART - Capitol Hill, Grades K, 1, 6, 7

Academic Readiness for 2020

Dear Center City Families,

In this challenging time, Center City staff is doing our best to ensure that your child is academically prepared to return to school in the Fall of 2020 with minimal learning loss. We have created this packet of academic materials that expand on foundational content that was covered this school year. Your child should complete this work to be ready for school once the academic year starts again in the fall.

This packet includes approximately four weeks of work. **Between May 4th and 22nd, teachers will schedule virtual check-ins with students centered around the content of this packet. Please return the completed packet to your home campus no later than June 5, 2020.**

Inside this packet, you will find:

- A table of contents that shows page numbers for each included activity
- A calendar that shows, day by day, which activities students should complete
- A copy of every activity and assignment that students will need to complete

Your child's teachers will be reaching out via text, email, phone, or Class Dojo to let you know when they are available and how they will monitor student progress on academic work through May 22nd.

There are a number of ways you can support the academic growth of your child during this time and throughout the summer:

- If possible, provide them with a quiet, comfortable place in which to complete their work.
- Please encourage them to read a book or magazine for pleasure. You can find books and resources online at www.dclibrary.org.
- Encourage children to keep a diary or journal for recording their thoughts, observations, or drawings.
- Get outside for an hour or two as weather permits.
- Reach out to the teacher if your child has any questions about the work in this packet.

We thank you for your patience and flexibility during these unprecedented times. If you have any questions or concerns, please do not hesitate to reach out to your campus team. In the meantime, we encourage everyone to stay safe and healthy by following the social distancing protocols that Mayor Bowser has put into place.

Sincerely,

The Center City Team



ART - All Grades

Preparación Académica para 2020

Queridas Familias de Center City,

Durante este tiempo difícil, el personal de Center City está haciendo nuestro mejor para asegurar que su hijo está académicamente preparado para regresar a la escuela en el otoño de 2020 con una pérdida mínima de aprendizaje. Hemos creado este paquete de materiales académicos que amplían en el contenido fundacional que estaba cubierto este año escolar. Su hijo debe cumplir este trabajo para estar listo una vez el año académico empiece otra vez en el otoño.

Este paquete incluye aproximadamente cuatro semanas de trabajo. **Entre el 4 y el 22 de mayo, los maestros van a programar conversaciones virtuales con los estudiantes para hablar sobre el contenido de este paquete. Por favor entreguen el paquete cumplido a su campus no más tarde que el 5 de junio, 2020.**

Adentro este paquete, van a encontrar:

- Una tabla de contenido que muestra el número de página para cada actividad incluida
- Un calendario que muestra, día por día, cuáles actividades los estudiantes deben cumplir
- Una copia de cada actividad y trabajo que los estudiantes necesitan cumplir

Los maestros de su hijo van a estar en contacto por texto, correo electrónico, teléfono, o Class Dojo para notificarles cuando están disponibles y cómo van a monitorizar el progreso de su estudiante en el trabajo académico hasta el 22 de mayo.

Hay una variedad de maneras que usted puede apoyar el crecimiento académico de su hijo durante este tiempo y durante el verano:

- Si posible, proporcione su estudiante un lugar tranquilo y cómodo donde puede cumplir su trabajo.
- Por favor animalo a leer un libro o revista para diversión. Puede encontrar libros y recursos en línea a www.dclibrary.org.
- Anime los niños a escribir un diario con sus pensamientos, observaciones, o dibujos.
- Salgan afuera por una hora o dos si el tiempo lo permite
- Hable con el maestro si su hijo tiene alguna pregunta sobre el trabajo en este paquete.

Les agradecemos su paciencia y flexibilidad durante esta época sin precedentes. Si tiene preguntas o preocupaciones, por favor no duden en ponerse en contacto con el equipo de su campus. Mientras tanto, animamos a todos a mantenerse seguros y saludables por seguir los protocolos de distanciamiento social que la alcaldesa Bowser ha implementado.

Sinceramente,

El Equipo de Center City



ትምህርታዊ ዝግጁነት ለ 2020 **ART - All Grades**

የተከበራችሁ የሴንተር ሲቲ ወላጆች

በዚህ ፈታኝ ወቅት የሴንተር ሲቲ ሰራተኞች ልጅዎ በ 2020 መገባደጃ ላይ ወደ ት / ቤት ሲመለስ በትምህርቱ ዝግጁ መሆኑን ለማረጋገጥ የተቻለንን ሁሉ እያደረጉ ነው። በዚህ የትምህርት ዓመት የተሸፈኑ መሠረታዊ ደረጃዎች ላይ የሚያተኩር ደህንን የትምህርት ቁሳቁስ የያዘ ፓኬጅ ፈጥረናል። የትምህርት ዓመቱ በበልግ ወቅት/ፎል እንደገና ከተጀመረ ልጅዎ ለትምህርት ቤት ዝግጁ ለመሆን ደህንን ስራ መሙላት/መስራት አለበት።

ይህ ፓኬት በግምት የአራት ሳምንታት ሥራን ያካትታል። ከግንቦት/ሚያ 4 እስከ 22 ፍው ባለው ጊዜ መምህራን በዚህ ፓኬጅ ደዘት ዙሪያ እተኩረው ከተማሪዎች ጋር በቨርቹዋል/በኢንተርኔት ለሚደረግ ትምህርት መርሃ ግብር ያዘጋጃሉ። እባክዎን የተጠናቀቀውን አሸግ ክጁን 5 2020 ዓ.ም. በፊት ወደ ትምህርት ጣቢያ/ ካምፓስ ይመልሱ።

በዚህ አሸግ ውስጥ የሚከተሉትን ያገኛሉ፡

- ለእያንዳንዱ ስራዎች የገጽ ቁጥሮችን የሚያሳይ የደዘነ ሠንጠረዥ
- ተማሪዎች በየቀኑ ማጠናቀቅ የሚጠበቅባቸውን ስራዎች የሚያሳይ የቀን መቁጠሪያ
- ተማሪዎች ማጠናቀቅ የሚያስፈልጓቸውን የእያንዳንዱ እንቅስቃሴ ቅጽ/ኮፒ

የልጅዎ አስተማሪዎች እስከ ሜይ 22 ባለው ግዚ መቼ እንደሚገኙ እና እንዴት በአካዳሚክ ሥራ ላይ የተማሪዎን እድገት እንዴት እንደሚቆጣጠሩ ለማሳወቅ በጽሑፍ ፣ በኢሜል ፣ በስልክ ወይም በክፍል ጾጁ/ በኩል ለማድረስ ጥረት ያደርጋሉ።

በአሁኑ ሰአት እንዲሁም እስከ ሰመር ባለው ጊዜ የልጅዎን የትምህርት እድገት ለመደገፍ በርካታ መንገዶች አሉ፡

- የሚቻል ከሆነ ሥራቸውን የሚያጠናቅቁበት ጸጥተኛና ምቹ የሆነ ቦታ አዘጋጁላቸው።
- እባክዎን ለመደሰት መፅሃፍ ወይም መጽሔትን እንዲያነቡ ያበረታቷቸው። መጽሔፍትን እና የተለያዩ ጽሁፎችን በ www.dclibrary.org ማግኘት ይቻላል።
- ሀሳቦቻቸውን ፣ ምልከታዎቻቸውን ፣ ወይም ስዕሎቻቸውን ለመገልበጥ ልጆች ማስታወሻ ደብተር ወይም ማስታወሻ እንዲይዙ ያበረታቷቸው።
- የአየር ሁኔታ እንደሚፈቅድ ለአንድ ወይም ለሁለት ሰዓት ወደ ደጅ የዘዋቸው ደውጡ።
- ልጅዎ በዚህ ፓኬት ውስጥ ስላለው ሥራ ጥያቄ ካለዎት ከአስተማሪው ጋር ይገናኙ።

በእነዚህ ባልተለመዱ ጊዜያት ስለትዕግስትዎ እና እናመሰግናለን። ማናቸውም ጥያቄዎች ወይም ስጋቶች ካሉዎት እባክዎን ወደ የካምፓስ ቡድንዎን ለመገናኘት አያመንቱ። ይህ በእንዲህ እንዳለ ከንቲባ ባውዘር ያስቀመጠቸቸውን ማህበራዊ ልዩነትን /ተራርቅ የመቆየት ፕሮቶኮሎችን በመከተል ሁሉም ሰው ደህንነቱ የተጠበቀ እና ጤናማ ሆኖ እንዲቆይ እናበረታታለን።

ከሠላምታ ጋር፡

የሴንተር ሲቲ ቡድን

Intentionally Left Blank

Parents and Scholars,


The directions are the same, but the challenges will be a little different this time around. Let's kick it up a notch and get even more creative. Do not fret, the Art Team is well aware of all the other assignments/packets that you are tasked to complete for your core classes. During these challenging times use these daily assignments for some CALMness and MINDfulness time. Create a nice cozy corner or sit around the table with family and get creative. If you fall a day or two behind, no worries. Most importantly enjoy time exploring your creative side.

Directions:

1. Be as creative as you like. Take the limits off.
2. Complete one drawing a day. Try to spend no more than 25 minutes per drawing.
3. Add a background and color to your sketch.
4. Post your artwork on Dojo so we can create an online gallery throughout the day.
5. Feel free to add texture such as fabric, magazines, or any other creative resources you have available.
6. Most off all.....HAVE FUN!!!

If you have any questions please do not hesitate to reach out to your child's teacher via Dojo or email. Feel free to post your artwork on Class Dojo.

-The Art Team



May Art Challenge Sketchbook Schedule

- **Everyday scholars should spend 20-25 mins creating the assigned sketch** using the materials of their choice (i.e. crayons, color pencil, watercolor, marker, etc.) Scholars also have the option to cut & paste magazine cutouts to attach to their drawings.
- Each assigned sketch has drawing guidelines and ***reflection questions*** that ***MUST*** be answered. Scholars are encouraged to be as creative as they want!
- Scholars are encouraged to use YouTube as a resource for “How to Draw” videos.

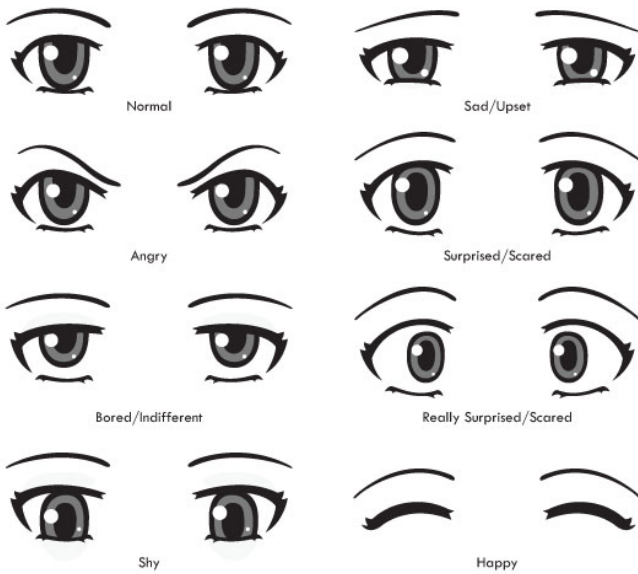
Monday	Tuesday	Wednesday	Thursday	Friday
5/4/2020 Draw 5 different types of eyes	5/5/2020 Draw 5 different noses	5/6/2020 Draw 5 different types of lips	5/7/2020 Draw 5 different types of ears	5/8/2020 Draw 3 complete faces
5/11/2020 Draw a picture of a tree branch	5/12/2020 Draw a picture of birds in a nest	5/13/2020 Practice drawing Cherry Blossoms	5/14/2020 Draw a picture of Cherry Blossom Tree	5/15/2020 Draw a picture of a Cherry Blossom Tree with birds in a nest
5/18/2020 Draw a picture of a bed	5/19/2020 Draw a picture of a TV	5/20/2020 Draw a picture of a dresser	5/21/2020 Draw a picture of a rug	5/22/2020 Draw a picture of a room with a bed, TV, dresser & rug.
5/25/2020 Draw a picture of a bucket of paint	5/26/2020 Draw a picture of paint brushes in a cup	5/27/2020 Draw a picture of a paint palette	5/28/2020 Draw a picture of an easel	5/29/2020 Draw an artist workstation

Monday, May 4th, 2020:

Draw 5 different types of eyes

Title: _____

Creative Idea: You can draw different expressions like lazy eyes, angry eyes, or surprised eyes!



Reflection

What types of expressions do you like to draw? _____


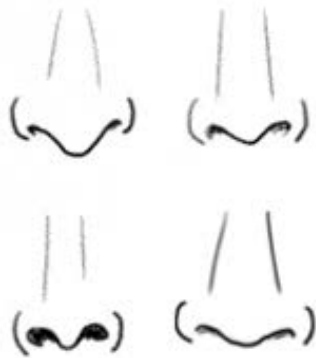
What was most difficult to draw? _____

Tuesday, May 5th, 2020:

Draw 5 different noses

Title: _____

Creative Idea: You can draw the noses of different cartoon characters! Try drawing Shrek's nose!



Reflection

What types of lines do you use to draw a nose? _____

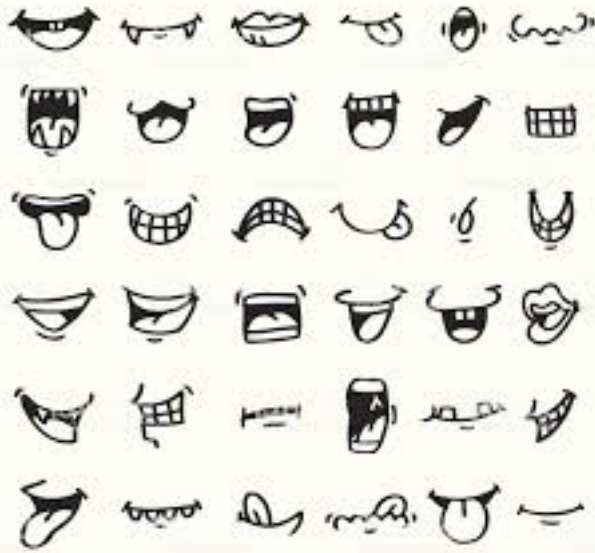
What is the difference between Shrek's nose & the human nose? _____

Wednesday, May 6th, 2020:

Draw 5 different types of lips

Title: _____

Creative Idea: Try drawing a mouth with teeth and add braces on the teeth!



Reflection

Which mouth is your favorite to draw? _____

What medium did you use? (i.e. crayon, paint, etc.) _____

What colors did you use and why? _____

Thursday, May 7th, 2020:

Draw 5 different types of ears

Title: _____

Creative Idea: Try drawing different types of earrings in each ear!



square ear pointed ear narrow ear sticking out



round ear
free lobe attached lobe broad lobe

Reflection

What ear is the easiest to draw? _____

What medium did you use? (i.e. crayon, paint, etc.) _____

What types of lines do you use to draw ears? _____

Friday, May 8th, 2020:

Draw 3 complete faces

Title: _____

Creative Idea: You can draw
3 friends with different
hairstyles!



Reflection

Did you draw girl or boy faces? _____

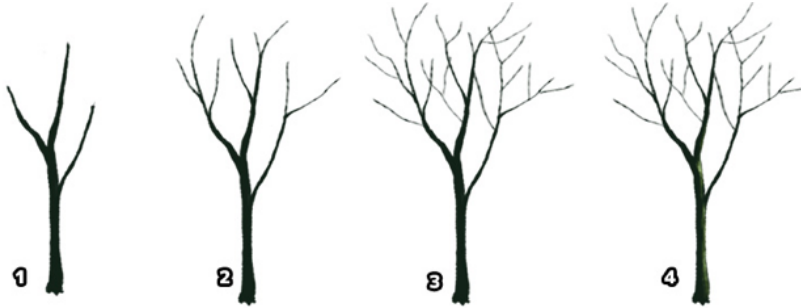
What is most difficult about drawing a face? _____

Monday, May 11th, 2020:

Draw a picture of a tree branch

Title: _____

Creative Idea: Add leaves
and texture to your tree
branches!



Reflection

What lines did you use? _____

What medium did you use? (i.e. crayon, paint, etc.) _____

What texture is a tree branch? (sharp, rough, soft, etc.) _____

Tuesday, May 12th, 2020:

Draw a picture of a bird's nest


Title: _____

Creative Idea: Draw a Mommy Bird with baby birds!



How to Draw a Bird Nest

EasyDrawingGuides.com



EasyDrawingGuides.com

Reflection

What was the most difficult part about this sketch? _____


What was the easiest part of this sketch? _____

Wednesday, May 13th, 2020:

Practice drawing Cherry Blossoms

Title: _____

Tip: Draw light until you get it right! Erase as many times as you need to!



Reflection

Where do you see them in your neighborhood? _____

What colors did you use to color your cherry blossoms? _____

Thursday, May 14th, 2020:

Draw a picture of a Cherry Blossom Tree

Title: _____

Creative Idea: You can draw a squirrel climbing up a tree or someone sitting under it!



Reflection

What medium did you use? (i.e. crayon, paint, etc.) _____

What was the easiest part of this sketch? _____

Friday, May 15th, 2020:

**Draw a picture of a Cherry Blossom Tree
with birds in a nest**

Title:_____

Creative Idea: Create a
background! Add other trees,
people, stores, or a school!

Write 2 sentences about this picture.

1. _____

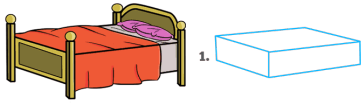
2. _____

Monday, May 18th, 2020:

Draw a picture of a bed

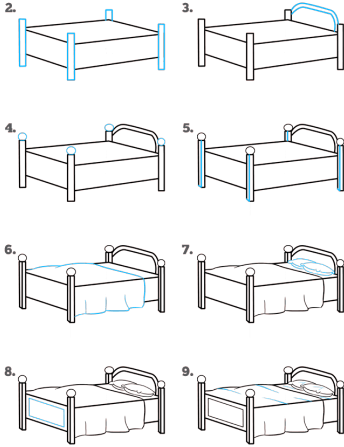
Title: _____

Creative Idea: Try drawing someone laying in the bed or drawing slippers on the floor!



How to Draw a Bed

EasyDrawingGuides.com



EasyDrawingGuides.com

Reflection

What medium did you use? (i.e. crayon, paint, etc.) _____

What colors did you use? _____

What was the most difficult part about this sketch? _____

Tuesday, May 19th, 2020:

Draw a picture of a TV

Title: _____

Creative Idea: Mount your TV on the wall or draw your game system next to it!



Reflection

What brand is your TV? _____

How big is your TV? (50 inch, etc.) _____

What colors did you use? _____

Wednesday, May 20th, 2020:

Draw a picture of a dresser

Title: _____

Creative Idea: Add a mirror to your dresser or you can draw lotion, perfume, and more on top of your dresser!



Reflection

What medium did you use? (i.e. crayon, paint, etc.) _____

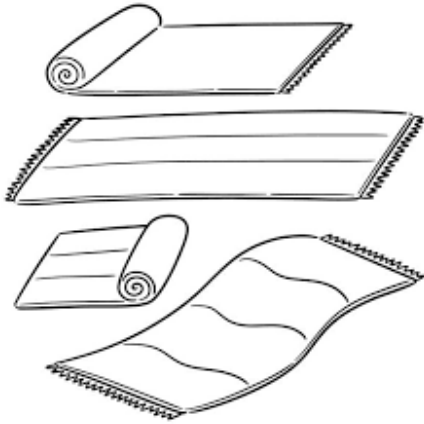
What was the most difficult part about this sketch? _____

Thursday, May 21st, 2020:

Draw a picture of a rug

Title: _____

Creative Idea: Choose a shape for your rug. Create a design your rug using different types of lines!



Reflection

What medium did you use? (i.e. crayon, paint, etc.) _____

What colors did you use? _____


What is the texture of this rug? (hard, fluffy, etc.) _____

Friday, May 22nd, 2020:

Draw a room with a bed, TV, dresser & rug

Title:_____

Creative Idea: Draw your own room and decorate it just how you want!



Write 3 sentences about this picture.

1. _____

2. _____

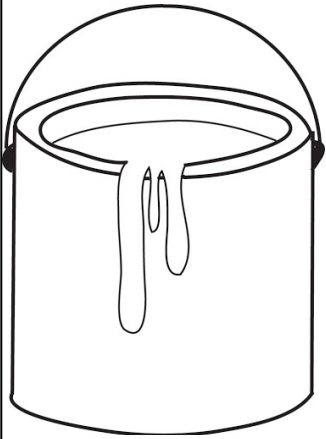
3. _____

Monday, May 25th, 2020:

Draw a picture of a bucket of paint

Title: _____

Tip: Draw light until you get it right! Erase as many times as you need to!



Reflection

What medium did you use? (i.e. crayon, paint, etc.) _____

What colors did you use? _____


What was the most difficult part about this sketch? _____

Tuesday, May 26th, 2020:

Draw a picture of a paint brushes in a cup

Title: _____

Creative Idea: Try drawing a hand holding the cup of paint brushes!



Reflection

What medium did you use? (i.e. crayon, paint, etc.) _____

What colors did you use? _____


What was the most difficult part about this sketch? _____

Wednesday, May 27th, 2020:

Draw a picture of a paint palette

Title: _____

Creative Idea: Add line designs to your paint palette!



Reflection

What medium did you use? (i.e. crayon, paint, etc.) _____

What colors did you use? _____


What was the most difficult part about this sketch? _____

Thursday, May 28th, 2020:

Draw a picture of an easel

Title: _____

Creative idea: Sketch a painting onto the canvas!



Reflection

What medium did you use? (i.e. crayon, paint, etc.) _____

What colors did you use? _____

Friday, May 29th, 2020:

Draw an artist workstation with a paintbrush,
Paint palette, easel & canvas

Title: _____

Tip: Draw light until you get
it right! Erase as many times
as you need to!



Write 3 sentences about this picture.

1. _____

2. _____

3. _____

Middle School: Art History Assignment

Choose 1 of the following artists to research on your own:

Frida Kahlo



Faith Ringgold



Wassily Kandinsky



Whitfield Lovell



Yinka Shonibare



Research Questions:

1. Describe the artist's style of art.
2. What mediums do they prefer to use? (i.e. acrylic paint, clay, pastels, etc.)
3. Name one interesting fact about this artist.
4. If your artist is no longer alive, what kind of legacy did they leave behind?
5. If your artist is still alive, what are they currently working on?
6. What are the titles of their most famous artwork?