


## CES OMEGA FLEX

Electronic cylinders

### Half cylinder



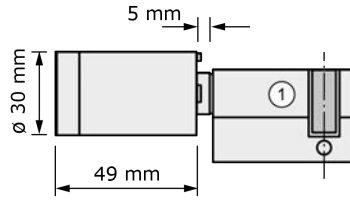
*Euro profile cylinders*



*Swiss round cylinder*

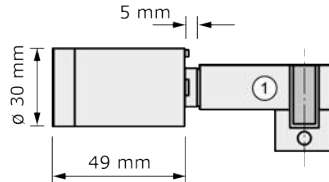
**Euro profile cylinder**

- ① Outside (Locking side "S")
- ② Inside (Knob side "K")



**Swiss round cylinder**

- ① Outside (Locking side "S")
- ② Inside (Knob side "K")



**Article numbers**

**Euro profile cylinder**

FH*	Standard	AP	GS
no	F815DK-x-1/2	-	-
yes	F915DK-x-1/2	-	-

**Swiss round cylinder**

FH*	Standard	AP	GS
no	F615DK-x-1/2	-	-
yes	-	-	-

**Special version: half cylinder with two backside threaded holes M4 (lift)**



FH*	Standard	AP	GS
no	F815DK-x-1/2-51	-	-
yes	F915DK-x-1/2-51	-	-

\*FH=Fire retardant, suitable for fire protection doors up to T90

## Technical Data

<b>Suitable locking media</b>	
<b>LEGIC</b>	All locking media of type LEGIC prime and LEGIC advant, all locking media ISO 14443, HID iClass Additionally, all specified under "MIFARE"
<b>MIFARE</b>	MIFARE® Classic® (1k/4k), MIFARE® DESFire® EV1 and EV2 (UID conforming to ISO 14443 and application), all ISO 14443 locking media (not MIFARE Ultralight® C)
<b>Reading range</b>	Ca. 20 mm
<b>Online radio frequency</b>	868 MHz
<b>Radio range to Access-Point</b>	Max. 25 m
<b>Encrypted data transmission</b>	128 bit/AES
<b>Connection values</b>	Battery: 1 x Panasonic CR2 Industrial Lithium 3,0 V 850 mAh
<b>Number of locking media</b>	Max. 5.000
<b>Number of events</b>	Max. 5.000
<b>Number of master media</b>	Max. 1 System-Master, max. 10 Program-Master, max. 10 Time-Master, max. 10 Release-Master, max. 10 Block-Master, max. 10 RF-Stick-Masters, max. 100 Emergency-Keys, RF-Ini-Master unlimited, RF-Trace-Master unlimited
<b>Opening duration</b>	2 - 180 seconds, adjustable (optional) (standard: 10 seconds)
<b>Temperature range</b>	-25 °C bis +70 °C at 0...95% rH non-condensing
<b>Prohibited atmospheres</b>	Not suitable for use in corrosive atmosphere (chlorine, ammonia, lime water)
<b>Service life of the locking cylinder</b>	DIN EN 1303 class 6 conform
<b>Programming</b>	With master media, offline with an RF-Stick, CESTronics Wireless online network; CESTronics V-NET virtual network
<b>Finish</b>	Stainless steel
<b>CE testing</b>	EN 300 220-1, 2; EN 300 330-1, 2; EN 301 489-1, 3; EN 60950-1, EN 62311
<b>Classification</b>	DIN EN 15684:2013-01
<b>Fire resistance rating</b>	T90 conforming to DIN EN 1634-1 (only for FH-electronic cylinder "F9...")

### Classification conforming to DIN EN 15684:2013-01

Characteristic	Use class	Duration frequency	Fire/Smoke resistance	Environment resistance	Mechanical locking security	Electronic locking security	System management	Attack resistance
<b>Classification of electronic cylinders</b>	1	6	A/B*	4	A	F	0/1/3**	0/2***

\* (Fire/Smoke resistance)  
 A Standard version (= with smoke protection)  
 B FH version (T90)

\*\* (System management)  
 0 For NoTime variants  
 1 For variants with deactivated storage of access events  
 3 For TIME-, NET- or V-NET-Variants

\*\*\* (Attack resistance)  
 0 Standard option  
 2 Options with burglary protection (VdS and SKG\*\*\*)

## Extensions

	(FH variants from 32.5)						Outside (S) /All dimensions in mm	
	275	32.5	...	62.5	...	72.5	...	87.5
Max. Axial dimension 87.5 mm. Extension in 5 mm steps.								

## Variants

	Variant	Meaning	
LINE	/N	"NoTime" (No time profiles, no events available)	Offline
(Authorisations are stored in the device)	/T	"Time" (Time profiles and events available)	Offline
	/NET	"Net" (Wireless online network, Time profiles and events available)	Online
V-NET	/TV	"Time" in V-NET (Time profiles and events available)	Offline
(Authorisations are stored in the locking media)	/VA	"Validation" (Validation function, wireless online network, time profiles and events available)	Online

## Options

Option	Meaning
SKG***	Anti-drilling and anti-pulling protection conforming to SKG ***
VdS	Anti-drilling and anti-pulling protection conforming to VdS 2156 BZ+ (not possible for variant N)
WP	Weatherproof conforming to IP65
ST	Soft touch coating of the knobs

## Battery life

Usage profile of the electronic cylinders	Battery life*	
	LEGIC	MIFARE
Standby without access operations	up to 2 years	up to 2.5 years
Standby and up to 10 access operations per day	up to 1.5 years	up to 2 years
Max. number of opening/closing operations per battery	up to 34,000	up to 32,000

\*The information applies to an ambient temperature of 20 °C. Deviating temperatures, usage frequency and parameter settings of the locking devices can result in strongly divergent values.

## Ordering example

Article number	Variant	Options	Finish	Length K	Length S
(F8... = no T90, F9... = T90, F6... = CH) (AP = Anti-panic, GS = Gearbox lock)			Standard = 0	(Knob side)	(Locking side)
F815DK-x-AP	NET	ST	0	-	42,5