



CES OMEGA FLEX

Electronic cylinder


Double knob cylinder



Euro profile cylinders (Standard, AP and GS)



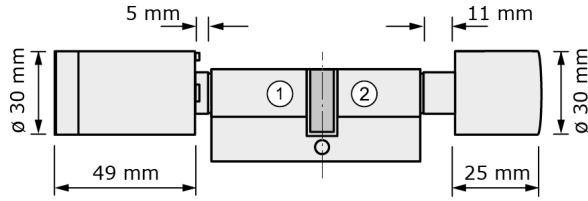
Swiss round cylinder (Standard)



Swiss round cylinders (AP and GS)

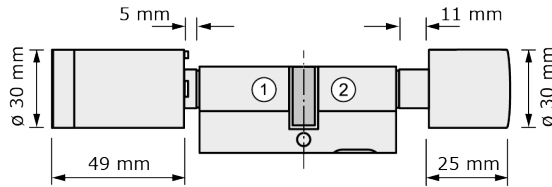
Euro profile cylinder

- ① Outside (Locking side "S")
- ② Inside (Knob side "K")



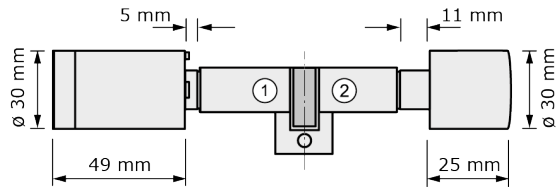
Euro profile cylinders AP and GS

- ① Outside (Locking side "S")
- ② Inside (Knob side "K")



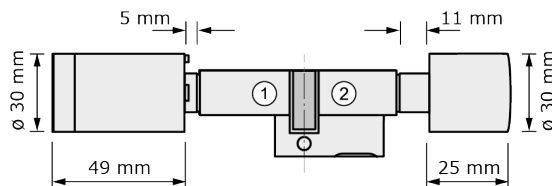
Swiss round cylinder

- ① Outside (Locking side "S")
- ② Inside (Knob side "K")



Swiss round cylinders AP and GS

- ① Outside (Locking side "S")
- ② Inside (Knob side "K")



Article numbers

Euro profile cylinder

FH *	Standard	AP	GS
no	F815DK-x	F815DK-x-AP	F815DK-x-GS
yes	F915DK-x	F915DK-x-AP	F915DK-x-GS

Swiss round cylinder

FH *	Standard	AP	GS
no	F615DK-x	F615DK-x-AP	F615DK-x-GS
yes	-	-	-

*FH=Fire retardant, suitable for fire protection doors up to T90

Subject to technical changes without notice VA BRO2034-2 MIFARE, MIFARE Classic, MIFARE Ultralight and MIFARE DESFire are registered trademarks of NXP B.V. and are used under license.

Technical data

Suitable locking media	
LEGIC	All locking media of type LEGIC prime and LEGIC advant, all locking media ISO 14443, HID iClass Additionally, all specified under "MIFARE"
MIFARE	MIFARE® Classic® (1k/4k), MIFARE® DESFire® EV1 and EV2 (UID conforming to ISO 14443 and application), all ISO 14443 locking media (not MIFARE Ultralight® C)
Reading range	Ca 20 mm
Online radio frequency	868 MHz
Radio range to Access-Point	Max. 25 m
Encrypted data transmission	128 bit/AES
Connection values	Battery: 1 x Panasonic CR2 Industrial Lithium 3,0 V 850 mAh
Number of locking media	Max. 5,000
Events count	Max. 2,000
Number of master media	Max. 1 System-Master, max. 10 Program-Master, max. 10 Time-Master, max. 10 Release-Master, max. 10 Block-Master, max. 10 RF-Stick-Masters, max. 100 Emergency-Keys, RF-Ini-Master unlimited, RF-Trace-Master unlimited
Opening duration	2 - 180 Seconds, Adjustable (optional) (Standard: 10 Seconds)
Temperature range	-25 °C bis +70 °C at 0...95% rH non-condensing
Prohibited atmospheres	Not suitable for use in corrosive atmosphere (Chlorine, Ammonia, Lime water)
Service life of the locking cylinder	DIN EN 1303 class 6 conform
Service life of the battery	at 20 °C: Ca 40,000 locking cycles > 1 year at 80 locking cycles per day at /NET Standby mode: > 4 years (MIFARE) >2 years (LEGIC)
Programming	With master media, offline with an RF-Stick, CESTronics Wireless online network; CESTronics V-NET virtual Network
Finish	Stainless steel.
CE testing	EN 300 220-1, 2; EN 300 330-1, 2; EN 301 489-1, 3; EN 60950-1, EN 62311
Classification	DIN EN 5684:2013-01
Fire resistance rating	T90 conforming to DIN EN 1634-1 (only for FH-electronic cylinder "F9...")

Classification conforming to DIN EN 15684:2013-01

Characteristic	Use-class	Duration-frequency	Fire-/Smoke-resistance	Environment-resistance	Mechanical locking security	Electronic locking security	System-management	Attack-resistance
Classification of electronic cylinders	1	6	A/B*	4	A:	F	0/1/3**	0/2***

* (Fire-/Smoke resistance) A: Standard version (= with Smoke protection)

B FH version (T90)

** (System management)

0 For NoTime variants

1 For variants with deactivated storage of access events

3 For TIME-, NET- or V-NET-Variants

*** (Attack resistance)

0 Standard option

2 Options with burglary protection (VdS and SKG***)

Extensions

Inside (K) /All dimensions in mm							(AP and GS from 32,5)		(FH variants from 32.5)		Outside (S) /All dimensions in mm				
87.5	...	72.5	...	62.5	...	32.5	27.5	27.5	32.5	...	62.5	...	72.5	...	87.5
Max. Axial dimension 87.5 mm. Extension in 5 mm steps.							Max. Axial dimension 87.5 mm. Extension in 5 mm steps.								
Max. total length 175 mm.															

Variants

	Variant	Meaning	Programming via..	Online/ Offline
LINE (Authorisations are stored in the device)	/N	"NoTime" (No time profiles, no events available)	Master media and an RF-Stick	Offline
	/T	"Time" (Time profiles and events available)	Master media and an RF-Stick	Offline
	/NET	"Net" (Wireless online network, Time profiles and events available)	Master media, RF-Stick and Access-Point	Online
V NET (Authorisations are Stored in the locking media)	/NV	"NoTime" in V-NET (No time profile, no events are available)	RF-Stick	Offline
	/TV	"Time" in V-Net (Time profiles and events available)	RF-Stick	Offline
	/VA	"Validation" (Validation function, wireless online network, time profiles and events available)	RF-Stick and Access-Point	Online
RF (Authorisations are stored in the device/in RF wireless operation Authorisations are stored in the wireless switch)	RF	Control via wireless switch	Only master media	Offline

Options

Option	Meaning
SKG***	Anti-drilling and anti-pulling protection conforming to SKG ***
VdS	Anti-drilling and anti-pulling protection conforming to VdS 2156 BZ+ (not possible for variant N)
WP	Weatherproof conforming to IP65
ST	Soft touch coating of the knobs
HYG	Anti bacterial coating of the knobs

Ordering options

Article number	Variant	Options	Finish	Length K	Length S
(F8... = No T90, F9... = T90, F6... = CH) (AP = Anti-panic, GS = Gearbox lock)			Standard = 0	(Knob side)	(Locking side)
F815DK-x-AP	NET	ST	0	42.5	42.5