
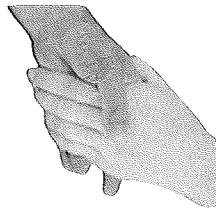



Handbook for Worship



Christian Worship Experiences for Persons with Dementia



This program is made possible through a Worship Renewal Grant from the Calvin Institute of Christian Worship, Grand Rapids, Michigan, with funds provided by Lilly Endowment Inc.

The Evening Star Handbook is dedicated
to all of God's children with dementia.

*No never alone,
No never alone.
He promised never to leave me,
Never to leave me alone.*

Copyright © 2005 Holland Home
All rights reserved.

All scripture passages are taken, along copyright guidelines,
from the following Bible translations:

The New International Version, Zondervan Publishing Co.
The King James Version

Special thanks to Color House Graphics of Grand Rapids, Michigan,
for their generous printing donation.

★ *Table of Contents*

Introduction	5
Our Opening Prayer.....	5
Introduction and Focus.....	6
How This Handbook Came to Be.....	6
Who Are the Residents?.....	8
Confidentiality Issues and Considerations.....	9
How to Begin a Worship Series.....	9
Worship Leadership.....	10
The Liturgy.....	12
The Re-encountering Sessions.....	16
Materials Included in this Handbook.....	19
Experiences and Reflections.....	19
Module 1: God Promises to Be Our Compassionate Friend.....	21
Module 2: God Promises to Always Keep His Promises.....	34
Module 3: God Promises to Accept Us, Just As We Are.....	47
Module 4: God Promises to Give Us Grace.....	60
Module 5: God Promises to Comfort Us.....	74
Module 6: God Promises to Forgive Us.....	86
Module 7: God Promises to Hear Our Prayers.....	101
Module 8: God Promises to Never Leave Us or Forsake Us.....	115
Module 9: God Promises to Comfort Us When We're Sad.....	130
Module 10: God Promises to Hear Our Prayers of Lament.....	143
Module 11: God Promises to Hear Our Prayers and Protect Us.....	157
Module 12: God Promises to Love Us Forever.....	172
Module 13: God Promises to Be With Us.....	186
Module 14: God Promises to Hear Us.....	201
Module 15: God Promises to Send a Savior.....	218
Module 16: God Promises to Give Us Eternal Life.....	231
Annotated Bibliography	245
Debriefing Agenda	248
Acknowledgements	249

Evening Star:

Christian Worship Experiences
for Persons with Dementia

Our Opening Prayer

It is our prayer that these worship service units will enable persons with dementia to approach God, worship and praise him, and feel his caring presence. In addition, we pray that the unit staff and leaders using these materials will be helped in their roles as caregivers, friends, and worship leaders for persons with dementia.

All Christians approach God in worship to address different needs. The Psalms are a beautiful and powerful testimony to this truth. The writers of the Psalms came to God with their pain and sorrows, as well as their joy and praise. They thirsted for God as we do today. We look to God for help. We come to him to be comforted. We seek him for healing. We offer our thanksgiving and praise. These are all part of worship. But the most profound times of deep longing come to us when we walk in the valley of the shadow of death: when the darkness deepens around us, and we begin to lose ourselves in fears and shadows. It is at these times most of all that we are drawn to God.


God, the one who created us, desires to have an intimate, face-to-face relationship with us. In worship, we gather as a community of faith to acknowledge God's existence and real presence with us. We speak with God and listen to him speak through scripture, sermon, sacraments, prayer, silence, and song, and we respond to God's love and benevolence.

Worship is a dialogue, and it is also an active verb. The music, singing, scripture, sermons, sacraments, prayers, rites, and rituals that are included in these worship

services are vehicles by which worshipers can experience and respond to the presence of the Living God in their lives. For many older adults, worship and having a relationship with God continue to be important aspects of their lives. Worship can be a channel for recalling the past, creating feelings of comfort, familiarity, and spiritual fulfillment.

Dementia, however, frequently interferes with a person's ability to connect with and to benefit from regular religious activities and worship styles that had been meaningful in the past. Yet persons with dementia continue to need to worship and experience a comforting, deep encounter with Christ. Meeting this need is the core purpose of the Evening Star program. The liturgy structure and these worship materials are designed to spark a faith-filled response to God in persons with dementia.

These worship materials and the liturgy structure are designed to spark a faith-filled response to God in persons with dementia.



Introduction and Focus

The strength of the Evening Star worship program that follows depends in large part on its use of three principles that have significant positive effects on persons with dementia.

1. Leadership Style

The first principle is the warm, personal, interactive leadership style of the worship leader. This involves the leader's focus on the individuals in the worship group—the touch, the direct eye contact, and the use of individual names as the service convenes and proceeds.

2. Repetition

The second principle is the repetition inherent in the two re-encountering activities following each worship service. Both associated re-encountering sessions refer back to the same theme, reinforce it with activities, and use some of the same songs that were in the preceding worship service.

3. Theme Reinforcement

The third principle involves reinforcing the worship themes by making them public. Bulletin board announcements and handouts including the themes of the worship services are useful for unit staff members and visitors. The handouts include the words of the songs that were sung and information about the meaning of the activity or craft that will be displayed in the residents' rooms. The anticipated outcome of this shared information is that both staff members and visitors can sing the songs and refer in a meaningful way to the theme of the worship service.

These factors, when carefully implemented, can enable persons with dementia to worship God at a level that they would not usually reach through traditional worship services.



The modules in this handbook are complete and can be used as they are presented, can be modified to be appropriate in other settings for residents with dementia, or can be used as a worship/re-encounter framework for completely new worship themes.

How this Handbook Came to Be

In 2002, Holland Home's Spirituality Committee established a *Spiritual Care for Residents with Dementia* sub-committee composed of Holland Home staff, volunteers, and a chaplain from Pine Rest Christian Mental Health Services. This team applied for, and received, a Worship Renewal Grant from the Calvin College Insti

tute of Christian Worship for developing and implementing this specialized worship ministry for persons with dementia. The project, which started in 2003, became known as *Evening Star: Worship Ministry for Persons with Dementia*. The name *Evening Star* was chosen to represent the fact that appropriate worship can shine as a bright light even in the gathering shadows of dementia.

As was previously noted, “*dementia frequently interferes with a person’s ability to connect with and benefit from the religious activities that have been meaningful in the past.*” The Evening Star committee used part of the grant funding and took about six months to investigate the needs and abilities of persons with dementia as related to worship.

To this end the committee did a large amount of reading, and several of the sources are listed in the bibliography at the end of this book. The group also brought in several consultants from different areas:

- **Howard McIlveen** and **Kevin Kirkland**, authors of *Full Circle*, who led a one-day public conference and a workshop for the Evening Star committee and Holland Home staff;
- **Dale Topp**, from Calvin College, who discussed interactive music, which is a method of using music to engage special groups;
- **Alice Apol**, worship leader trainer from the *Children in Worship* program, who modeled this program;
- **Dr. Bruce Vermeer**, Holland Home’s consulting psychologist, who discussed the characteristics of various forms of dementia;
- **Nella Uitvlugt**, of Friendship Ministries, who discussed methods of worship for persons with developmental disabilities; and
- **Joyce Cardosa**, of Holland Home, who talked about Montessori methods, which is a system of learning with hands-on methods that can be tailored to the abilities of persons with dementia.

As a result of the study and consultations, the following principles were used in developing each module:

1. Worship done within community is especially meaningful.

2. Repetition is essential, meaning:

- The physical environment for the service should be the same each week and should “say” worship time.
- The same pattern and sequence should be repeated at each service.
- Two-thirds of the songs should be the same at each service.
- Two additional sessions should re-encounter the worship theme.

3. Worship memories can be awakened when the same familiar items are used each week.


- Use a Bible that is a translation that was used when the residents were young and that has the look of an old-fashioned Bible.
- Include songs from the residents' past, using only the first verse and chorus.
- Use liturgical forms from the residents' past.
- Use worship vocabulary from the residents' experiences, such as "debts" or "trespasses" in the Lord's Prayer.

4. When a resident is no longer able to speak, the leader can voice familiar and comforting words with that person in a manner that promotes the individual's dignity.

5. Having an additional person—a staff member or volunteer—worshiping with the group serves as an important model for the singing and other elements of the worship service.

6. The worship leader needs to be intentional about the parts of the service.
(See "liturgy" section on page 12.)

A 16-week pilot series of worship services took place on the Lendick Unit at Holland Home's Fulton Manor campus from February through April, 2004.



Each module is a combination of a service directed by a worship leader and two re-encountering activities led by unit staff.

This handbook includes the 16 worship modules based upon the biblical theme of "God Keeps His Promises," with specialized modules for Christmas, Easter, and Holy Communion. Each module has two accompanying re-encountering activities that are related to the theme of the ser-

vice. These activities can be done within the week following the service. Lists of materials needed for each activity are included, as are several other programmatic and logistical items.

The Evening Star project team included George Aupperlee, Roze Bruins, Joyce Cardoso, Alison Despres, Kathy Forzley, Mike DeGroot, Bob DeHaan, Rachel Hazelton, Philip Lucasse, Sylvia Simons, Elizabeth Strick, Mike VanBoom, David Weber, Pat Westveer, and Janna Zeilstra.

Who Are the Residents?

The residents involved with the pilot program reside on an assisted living dementia unit at Holland Home's Fulton Manor campus. At the time of the pilot program, there were between 15 and 20 residents living on the unit who had early- to mid-stage dementia. Some common behaviors included wandering, word-finding difficulties, calling out or yelling, shortened attention span, restlessness, anxiety,

depression, short- and long-term memory deficits, hallucinations or delusions, and apprehension, along with other physical concerns. Each person with dementia exhibits a unique set of behaviors, strengths, and losses.

Confidentiality Issues and Considerations

Due to a dementia diagnosis, residents' families have usually elected a Designated Power of Attorney (DPOA). The DPOA is responsible for making financial and health-related decisions and, when needed, grants permission for the resident to participate in special events or activities.

To honor the requirements of the Health Insurance Portability and Accountability Act (HIPAA) as related to the pilot project, residents' DPOAs gave permission for the committee to use photos, release health information, and for the residents to participate in the Evening Star worship services. Out of respect for each resident's religious traditions, permission was requested for participation in worship services that periodically included communion led by the ordained female Protestant chaplain from the Evening Star committee.

How to Begin a Worship Series

Staff support

Starting an Evening Star-style worship program in your facility will require the support of the staff and administration. Here are some suggested steps:

1. Contact the administrator and chaplains of the facility. Explain how the program works, including what you will do and the support you will need from the facility.
2. Contact the volunteer coordinator and the activity director at the facility. An orientation process may be required, as well as TB testing for you and the volunteers who work with you.
3. Meet with the activity staff and the manager of the unit on which the worship program will take place. During this meeting, discuss ways in which you can introduce the program and gain the participation of the floor staff, including nurses and nurses' aides.
4. Designate an activity staff person to assist with the worship services.
Having the support of the facility staff is important because they:
 - assist the residents to the worship circle.
 - know which residents may benefit from worship on a particular day.
 - can intervene if there is a need that must be addressed.
 - help set up the room for worship.
 - assist residents back to their rooms.
 - help to reinforce the lesson during the week following the service by talking about it, singing songs, reading scripture, etc.

Be sensitive to the possibility that staff may be resistant at first, as they may feel overwhelmed by the perceived added work and responsibilities that the project would bring. In the Evening Star pilot project, it was very significant for the staff to know and understand that the weekly sequence of three activities (worship service and two re-encountering activities) were not additions to their already full schedule, but were merely replacements for other activities. Also, involving staff in decisions and suggestions for the program will give them greater ownership and understanding. Communication with staff about the program is a key component in gaining their support when revisiting the themes. Staffing often changes, and, through repeated communication, those unfamiliar with the program can gain insight into how they are valuable to its success.

Recruit and retain volunteers to lead and/or assist with worship experiences

Check with the volunteer coordinator or department for sources of volunteers. Churches are a good source of volunteers for the worship services. Recruit family members and friends of those who live at the facility. Have staff members mention the project during family meetings.

Your facility's volunteer office can provide orientation to the building as well as protocol and policies for working in health care facilities. Go through the facility handbook with volunteers, and let them know what they will be doing and what is expected of them.

Finally, be sure to show lots of appreciation for the volunteers!

Family support

To gain the support of family members, communicate what you are planning to do and why you want to do it. Work with staff members to communicate the project to families. This could be done through a letter and/or during a family meeting. A meeting, as mentioned above, would be a good time to recruit their help, and get the various consent forms filled out.

Family members are also a great source of information to their loved ones' religious traditions.

Invite family members to visit a worship service. During the pilot project, two or three quiet visitors in the back of the room were not a distraction to the worshipers, and visitors at the re-encountering activities can be helpers.

Worship Leadership

Here are some suggestions and thoughts on leadership that can be beneficial for leading the worship services.

The Worship Leader

1. Be slow and intentional in every aspect of the service.

- Speak slowly and clearly so that you are easy to follow.
- Don't rush the service.
- Make direct eye contact as much as possible.
- Repetition in a single worship service and in subsequent services helps the worshipers to sense continuity.

2. Worship with the residents, not from above.

- Don't be afraid to kneel in front of each resident and hold hands, getting down on the same level.
- Don't speak just from the front. Interact with the worshipers; sing and pray with them.

3. Be observant, attentive, and ready to respond appropriately.

- Watch carefully for any responses that residents might have. Pay attention to physical, spoken, or emotional clues.
- Listen carefully to what worshipers say and give them room to express themselves. Individual sharing can contribute to worship. You can encourage sharing by asking questions and by empathizing with worshipers' experiences. Show them you are listening and understand what they say by using words that capture the emotions they are expressing.
- If you sense the need to talk about something a person or the group might be going through, go ahead and do it. Have some appropriate hymns ready and be prepared to lead the group in prayer should a special need or concern come up. Don't worry about getting off topic—it is more valuable to meet the worshipers' needs than it is to push forward with the planned service. Be flexible during the course of the worship service, because it could take many different directions.

4. Show love and acceptance.

- Always be patient.
- Don't correct worshipers in what they say—accept their reactions.
- Validate the worshipers' experiences and perspectives. Do not argue with them. Instead, affirm what they say and give gentle guidance.
- Use tools like eye contact, touch, and careful listening to show the worshipers love and acceptance.

5. Be discerning.

- If a person reacts inappropriately to something, handle the situation in a careful and sensitive manner. Be prepared to get staff help, if necessary.
- Don't be too quick to call in a staff member. Of course it is appropriate to do so at a certain point, but try to act with patience and wisdom. You may be able to address the person's need in the context of worship through prayer and singing.

The Worship Helper

1. It is important to have a second adult assist the worship leader by sitting in the circle as a worshiper.

- The helpers often reported that they really were worshipers and felt blessed by their participation.
- It is helpful if the unit staff person who will lead the re-encountering sessions is also the second adult helper during the worship services.

2. The role of the helper is to be a model for worship participation.

- Sing forcefully and model gestures.
- Provide subtle cues for the residents during the worship service.
- Participate as a regular worshipping member of the group.

The Liturgy

The Evening Star worship liturgy, designed for persons with dementia who live in a long-term care facility, respects worship as a dialogue: God speaks, and his people listen; God's people speak, and God listens. To this end, the liturgy intentionally includes the following tenets:

- Familiarity (scripture, translations, hymns, prayers, creeds)
- Cuing (visual, audio, and tactile cues)
- Repetition

The Evening Star pilot project effectively used both a worship leader and a worship helper for the services. The worship helper also led the subsequent re-encountering activities that related to the particular worship service theme.

1. The Gathering

Hospitality

With hands extended, the worship leader and the helper warmly welcome worshipers who are then given a nametag and ushered to a chair or wheelchair space. Chairs are set in an open circle. *Note: after a few worship sessions, some residents, upon seeing the chairs arranged this way, would come to worship without a verbal invitation and wait silently for the worship service to begin.*

Worship Environment

The holiness of worship is supported with soft music (a CD of familiar hymns is a good choice) playing in the background along with attempts to keep other background noise at a minimum.


The anticipation for worship is built with the use of a gold "church box," which can be a large shoe box wrapped in shiny paper that holds smaller worship props. For the pilot project, the box was wrapped in gold paper embossed with stars to represent the Evening Star project, but any eye-catching paper will suffice. As worshipers sit down, they are given the smaller props (listed in the following

section) to hold until everyone arrives and the worship table is ceremonially prepared.

Worship preparation

The leader says, “Welcome everyone! We are the family of God. Together we are going to have church.” The leader places a large church replica where all can see.

Pilot series worship services typically lasted about 45 minutes. The room where the services were held was a space that could be closed off from hallway traffic and noise.



The worship leader begins singing a hymn of choice and retrieves each of the props that residents are holding, in order to place them on the worship table. The leader uses large gestures and slow motions, continuing to sing until the table is prepared with the props.

Worship props:

- Large black Bible (for easy recognition)
- Cross (free-standing)
- Fabric in various liturgical colors to cover the worship table
- Vase with bright red flowers (optional)
- Church replica (such as model of a white country church with steeple)
- Worship table

Note: the Evening Star committee found that the ideal worship table was a bedside tray table on wheels, which could be pushed aside as needed. After the service, along with the church box and church replica, it was stored until the following week.

2. God's Greeting

The familiar greeting is used to announce the presence of the Triune God: “Grace to you and peace from God the Father, God the Son, and God the Holy Spirit. Amen.”

Note: Some of the worship modules include the singing of “Glory Be to the Father” (Gloria Patri) as a worship response.

3. Worship Through Song

It is best not to provide worshipers with words to music. The Evening Star worship services intentionally use very familiar songs, with only the first verse and chorus, often repeating each part. By not using words, you encourage the residents to use recall.

The worship modules all include the same two opening songs—*He's Got the Whole World in His Hands* and *Holy, Holy, Holy*—for the sake of familiarity and to enhance the worship routine.

He's Got the Whole World in His Hands

Use large gestures and incorporate worshipers' names into the verses, as is shown in the worship modules. As you grow familiar with individual worshipers, comment on each pair of hands before singing the song. For example, say, "These hands held a tennis racket. These hands held babies. These hands used a typewriter," etc.

Holy, Holy, Holy

This familiar and majestic hymn naturally leads those present into worship.

4. Opening Prayer

Based upon the familiar words of Psalm 19:14, this prayer remains basically the same each week. At this point in the service we have been greeted by God, we have responded through song, and now we converse with God through prayer.

5. Testimony of Faith

Many of the worshipers have recited creeds in their own home church services. At this point in the liturgy, the Evening Star project creates space for the worshipers to state their faith. Using either John 3:16, Psalm 23, or the Apostles' Creed, the worship leader, in speaking slowly, facilitates the worshipers' expression of faith.

6. Hymns of Response

Placed after the testimony of faith and/or after the message, these hymns are familiar and tie in with the preceding liturgical theme. It tends to work best to have one leader play the piano and the other leader sing with the worshipers. Worshipers will often focus upon the face of the singing leader, looking for cues to the song's words and responding to the leader's facial expressions.

7. Visual Lesson

Not every worship service includes a visual lesson using some kind of prop; instead, some modules incorporate a story that leads into the reading of scripture. When the visual lesson is used as the lead-in to scripture, the leader presents the lesson to *each* person in the worship circle. If a worshiper has difficulty focusing, the leader's gentle touch can cue the worshiper to the visual lesson.

8. Scripture

The translations of scripture passages need to be familiar to the worshipers. The worship modules use either the King James Version or the New International Version of scripture. Whether the story is told or read, the large black Bible is used as an important visual cue that it is God's word.

9. Message

The leader brings a simple message with a repetitive theme to the worshipers. The worship modules use the overarching theme “God keeps his promises—all of the time,” with individual module themes such as “God promises to comfort us,” “God promises to forgive us,” and “God promises to hear our prayers.”

10. Talking it Over

In this part of the liturgy, the leader engages the worshiper with the message on a personal level. To cue this engagement, the leader does not rely on memory questions, such as “What does God promise us in our Bible story this afternoon?” Instead, the leader uses open-ended “I wonder” statements, such as:

- God promises to love us forever. I wonder if that is comforting to you.
- God promises to love us forever. I wonder if we sometimes don’t feel that promise.

In presenting the “I wonder” statements, the leader does not rush a response. “I wonder” statements are preferred to “Do you remember” questions, because residents can become discouraged if they can’t remember the “correct” answer.

11. Closing Prayer

After carefully pushing the worship table to the side, sit within the worship circle. Say to the worshipers, “God promises to hear our prayers through Jesus Christ our Lord. What should we pray for this afternoon? What are your intentions?” These questions invite all worshipers to prayer.

Some worshipers will volunteer prayer requests. Watch the residents’ faces carefully, and cue if necessary. In the pilot series, this prayer often petitioned God for comfort in the loss of family members or, as one worshiper stated through her tears, for the church in heaven.


Weave the gathered prayer requests into a corporate prayer, and always close with the Lord’s Prayer. Some services include the responsive hymn, “Hear Our Prayer, O Lord.”

Questions to think about:

What if a participant becomes agitated?

Do I need to know about special dietary needs?

What if a resident falls during the service?



12. Benediction

Bless the worshipers, always using the familiar words of Numbers 6.

13. Doxology

The traditional “Praise God from Whom All Blessings Flow” doxology is used at the end of each worship service. Invite worshipers to hold hands while they sing.

14. Blessing

As a closing activity before the group breaks for refreshments, go to each worshiper and give a personal blessing. This is an opportunity to comfort the sorrowful, to accept the blessing from the worshipers, and is a means to convey value to each person. During the pilot series, worshipers often comforted each other during this conclusion of the liturgy.

In conclusion, this liturgy format serves to cue the rich and meaningful memory of the worshiping community residing in a long-term care dementia unit.

The Re-encountering Sessions

In designing the Evening Star worship experience for persons with dementia, a major consideration was the repetition of familiar things. Each re-encountering activity is just that: a revisiting of the major theme of the worship service with songs and an activity that uses another sensing modality, which is visual, tactile, or kinesthetic.

There are a number of goals in these re-encountering practices:

- These activities assist visitors and staff in their interaction with residents. They will give visitors information about the experiences the residents have had in the past weeks that can be referred to, perhaps with some recognition on the part of the residents.
- The activities allow residents to revisit the worship activities of the immediate past or preceding weeks.
- The activities are designed to be worthwhile, with valuable stimuli and interaction for the residents.

To be effective, the worship setting, procedure, and content must be tailored to the cultural and ethnic pasts of the persons who are worshiping together. This must be kept in mind as you review the worship services and re-encountering scripts of the Evening Star program that follows.

You are invited to use the materials in your setting—we have judged the principles we used to be quite universal—but the content, which was designed for persons of a Protestant Calvinist background, may need to be modified for persons with other religious histories.

Re-encountering Activity Observations

During the pilot series, it became apparent that “uniqueness” in the activities was not essential. The expectation of the residents gathered around the tables was that it was activity time, and it only needed to be “an activity.” The songs were very important, and were usually sung more enthusiastically by participants at activity time than during the worship service. An “activity” was expected at this time, and it served as the vehicle through which the residents could re-encounter the themes and truths of the worship service.

Verbal and motor skills of those participating in the activities varied widely. For example, in the activity where residents were asked to list things they cared for, there was a continuum of staff-resident interaction:

- Resident verbalized, drew, and labeled things he/she cared for
- Resident verbalized and staff drew and labeled the items
- Resident only watched and possibly nodded in agreement as the staff member verbalized, drew, and labeled the items

Because of these necessary types of interaction, it is clear why the re-encountering sessions are most effective when they are led by the unit staff. The unit staff know the residents. They know the residents’ backgrounds, interests, families, fears, likes, dislikes, and abilities. The staff members are effective in relating to the residents in spite of communication and memory barriers, and their intimate knowledge of the residents can help those persons to individually relate to God.

Key Elements of the Re-encountering Activities


1. Theme - Worship Topic - Scripture Text

These items are repeated from the worship service script.

2. Activity Purpose

The purpose of each activity is to give residents an opportunity to encounter God at additional times during the week through participation in an activity that is related to the theme from the worship service.

On occasion, a resident may wish to use a blank piece of paper to carry out another idea for picturing the lesson.



3. Staff

As previously noted, it is beneficial for the regular unit staff to lead the re-encountering sessions. The activity leaders that were part of the staff for the pilot series found it very helpful to be the assistant at the worship service on which the follow-up activity was based.

4. Materials

The listing of materials is an attempt to clarify what the activity will be like. It is possible to use other similar materials you may have on hand rather than the ones listed in order to match the abilities of the residents and still meet the goal of re-encountering the theme and topic of the related worship service.

5. Photocopy Masters

Sometimes a photocopy master has more than one item for the activity on the same sheet. To handle this, make a number of copies of the master and cut them up so the appropriate parts can be copied on separate sheets. This makes it possible to copy different items on different colors of paper. An example of this is the master for Module 4, Activity 1. From the first photocopy you make of the master, cut out the chalice to duplicate on purple paper, cut out the bread loaf to copy on tan paper, and copy the border and caption on white paper. At times you may need to make a copy of a master and then white out printed instructions before you make copies for the residents to use.

6. Sequence and Procedures: The Activity Script

The script is written in a manner that allows the staff member to interact with the participants. The goal here is not to force a pattern, but to cue the leader in all of the necessary activity elements so he or she is free to respond to cues from the residents without losing place in the activity sequence. For this reason the words of the songs are printed in the script as well.

Usually the script has a line such as, “this is how the one I made looks. Yours may look like this, or you may make it look different,” which requires that the activity leader has previously made a model to use. Whereas with small children a teacher usually avoids closing the door to creativity, in this case a model can help the residents to reach back in their memory. “Yours may look different” is a phrase that gives permission for creativity and precludes a sort of evaluation that implies that “yours must look like mine, or it isn’t very good.”

7. Completion

It is very important to realize that the products of a re-encountering session are not for a “hallway art gallery.” They are probably not even for a show-and-tell within the group—although you might make quiet, individual comments to residents. Many of the products are personal statements of residents who have difficulty with complete communication. Since the products are personal, it is better to use the material on an individual basis. In most cases, the finished product should be posted in a resident’s room as a catalyst for interaction between the resident and unit staff or resident and visitors.

Materials Included in this Handbook

There are sixteen modules included in this book. Each one includes:

1. The **worship liturgy** for each worship service.
2. A **staff/visitor handout**, including the worship theme, words of songs sung in worship, and a short description of the craft produced in the two associated re-encountering activities.
3. A **bulletin board announcement** giving information for public display regarding each worship service.
4. A **notice** encouraging visitors to check the bulletin board for information regarding the recent worship service. This notice should be posted at the entrance to the unit.
5. **Re-encountering activities** with activity sheets that can be duplicated and used with the residents. These activities are designed for two separate gatherings with residents in the days following the worship service.

Experiences and Reflections

After each worship service, the leaders and observers met away from the unit to discuss how the service went. This was an important step in the process of carrying out the Evening Star project, and it is important that the meeting happen immediately after the service. A specific agenda was followed so that the discussion covered the same information each week. A copy of the debriefing agenda is on page 248.

During the pilot series, the recreation therapist for the Lendick Unit always observed the residents' reactions and behaviors to the theme, music, gestures, props, and other items that were used during the worship service. The recreation therapist was able to provide information regarding the behavior of the residents over the course of the days, weeks, and months, and was able to pick up on reactions and behaviors that were specific to the worship service. Here are a few of the residents' responses and reactions to the worship services and activities:

A debriefing meeting immediately following each worship service is helpful for carrying out an Evening Star series in your facility.




- The series reinforced the importance of music to residents with dementia. Residents who had difficulty with word finding were often able to sing all of the words of familiar hymns.

- When asked for prayer requests, the residents began to feel more comfortable offering requests without being asked, and prayers moved from an inward focus (my health, food, shelter) to an outward focus (others who are sick, the country, telling others about Jesus).
- Residents felt connected to each other during the services as evidenced by reaching out to others and comforting those who were tearful. This was a very powerful thing to see while observing the worship services.
- One resident often hummed and sang the song “No Never Alone” during breakfast and lunch, which is a song from the end of each worship service.

The next section of this handbook includes the sixteen worship services and re-encountering activities. The Evening Star worship services continue to be held on the Lendick unit, and they are being implemented on other dementia units throughout Holland Home. Holland Home’s Evening Star team would love to hear from you if you have any questions regarding any of the services or the process of developing a worship circle. Feel free to provide any comments or ideas that you have as well. Contact information is listed on page 250.

Module 1: Mark 10:13-16



God Promises...

...to Be Our Compassionate Friend

The Gathering

Appropriate music is being played in the background as members join the circle. Greet residents individually and quietly as they take their seats, listen to the music, and prepare for worship.

After all worshipers have been seated, begin. **Welcome, everyone. We are the family of God. Together we are going to have church.** (Speak slowly, use large gestures, and pause for recognition time. Put church prop on the piano.)

- Open gold “church box” and give cross and Bible to two nearby residents to hold.
- Sing and repeat a song of your choice while setting up the worship table.
- Take cloth from the church box and spread it on the table, using large gestures.
- Retrieve cross and Bible to place on the worship table. Hold items so all can see.
- Optional: add a vase of red flowers to the table.
- Speak these words: **God calls us to worship, and today we worship him as brothers and sisters.**

God’s Greeting

God gives us this greeting: Grace to you and peace from God the Father, God the Son, and God the Holy Spirit. Amen.

Worship Through Song

Let us begin our worship of the Lord by singing. Look for a moment at your hands. (Pause and look at your own hands.) **Think for a moment of God’s hands. He’s got the whole world in his hands! Would you please sing that song with me?** (Use gestures for “whole world” and “in his hands.” After singing the first verse, go around the semicircle, singing the names of each person so all of the residents’ names are included in a verse. Add verses as appropriate to the group.)

Encourage worshipers to use recall by singing the songs without providing printed words to the music.



He's Got the Whole World in His Hands

He's got the whole world in his hands,
He's got the whole world in his hands,
He's got the whole world in his hands,
He's got the whole world in his hands.

He's got you and me sister (brother) in his hands...
He's got (add two residents' names each time) in his hands...
He's got the itty bitty baby in his hands...

I'm grateful that God has the whole world in his hands. God is powerful. And God is holy. Please join me in singing, "Holy, Holy, Holy."

Holy, Holy, Holy (sing twice)

Holy, Holy, Holy! Lord God Almighty!
Early in the morning our song shall rise to thee;
Holy, Holy, Holy! Merciful and mighty,
God in three Persons, blessed Trinity!


Opening Prayer

Heavenly Father, we come with joy to worship you. For you are great. And you are holy. Now may the words of our mouths and the meditations of our hearts be acceptable to you, O Lord, our Strength, and our Redeemer. Amen. (Psalm 19:14)

Testimony of Faith (Psalm 23)

People of God, what do you believe about our Lord? (Begin reciting the scripture slowly and invite the worshipers to join.)

***"The Lord is my shepherd; I shall not want.
He maketh me to lie down in green pastures;***



Speak slowly so that the worshipers are able to join in expressing their faith.

***He leadeth me beside the still waters.
He restoreth my soul:
He leadeth me in the paths of righteousness for his name's sake.
Yea, though I walk through the valley of the shadow of death,
I will fear no evil: for thou art with me;
thy rod and thy staff they comfort me.***

***Thou preparest a table before me in the presence of my enemies:
Thou anointest my head with oil; my cup runneth over.
Surely goodness and mercy shall follow me all the days of my life:
and I will dwell in the house of the Lord forever."***

God keeps his promises—all of the time. For example, he promises never to leave you or forsake you. God promises to be with you when you are afraid. God promises to love you forever. God always keeps his promises. All of the time.

Visual Lesson (Illustrate with Russian nesting dolls)

Our story this afternoon tells us of yet another promise God kept. It is a story that is so familiar that you could probably tell it to me. It is the story of Jesus and the children. God promises to be compassionate with his children, to love them and embrace them. When these children came to Jesus, they came in all sizes. (Take apart Russian nesting dolls as you speak.) There were big children and there were smaller children. Whatever the child's size or age, God promises to be that child's compassionate friend. Hear the story now from Mark 10.

Scripture Mark 10:13-16 (NIV)

This is the story of the little children and Jesus. (Read directly from Bible. Mark "I wonder" questions with notes in your Bible.)

"People were bringing little children to Jesus to have him touch them, but the disciples rebuked them. When Jesus saw this, he was indignant. He said to them, "Let the little children come to me, and do not hinder them, for the kingdom of God belongs to such as these. I tell you the truth, anyone who will not receive the kingdom of God like a little child will never enter it."

And he took the children in his arms, put his hands on them and blessed them."

This is the Word of the Lord. Thanks be to God!

Message

Can you imagine the look on the disciples' faces when Jesus said, "Let the little children come to me?" Can you imagine the joy on the mothers' faces when Jesus said, "Let the little children come to me?" Let's think about this story for a few minutes.


Jesus was very busy. He had just fed 4,000 people. And he had healed many people: a deaf and mute man, a blind man, and a boy and a girl who were very troubled. Jesus was very busy—that's for sure. And he must have been very tired.

Crowds of people were always around him, pressing him for attention. And then there were the people who always wanted to argue with Jesus, the Pharisees. I don't know about you, but dealing with argumentative people

makes me tired! Jesus was busy. Jesus was tired.

But the parents of the little children wanted Jesus to meet their children. The mothers and fathers wanted Jesus to put his hands on their children to bless them. So when they saw that Jesus was in the neighborhood, the parents gathered their children (use large motions to illustrate this) and brought them toward Jesus.

“Wait a minute!” said Jesus’ disciples. They scolded the parents for bothering Jesus with their children. “He’s too busy and too tired to see you or your kids! Leave him alone! Go back where you came from—now!”



Make sure you give time for the worshipers to respond to the “I wonder” statements.

- **I wonder how the mothers and fathers felt when they heard those harsh words. I wonder how the little children felt. Did they think Jesus was too busy, too tired to spend time with them?**

Words can hurt so deeply, can’t they?

But Jesus heard his disciples’ harsh words. And he didn’t like it one bit. In fact, he was angry with the disciples. “Let the little children come to ME.” (Open arms wide to illustrate.) “In fact,” Jesus said to his disciples, “you should be like these little children, for such is the kingdom of heaven.”

Then, with his arms open wide and with great compassion, Jesus gathered the little children to himself. He picked them up one by one. He looked kindly into each little face. He gently put his hand on each child’s head. And then do you know what he did? He blessed them. Maybe he said something like this: (resident’s name), *I love you. You are my child. Or, (resident’s name), I will always be your friend. I am always with you.* (Choose names from the group and act as Jesus picking up a child, looking into his or her eyes and then speaking.)

- **I wonder if Jesus was ever too busy or too tired to have time for the little children?**
- **I wonder if Jesus is ever too busy or tired to have time for us?**

Jesus promises to be our compassionate friend. Jesus proved how much he loves us. He died on the cross for us. Jesus explains, “Greater love has no one than this, that he lay down his life for his friends.”

Like the little children in our story: what a friend we have in Jesus!

That’s the good news today! God promises to be our compassionate friend, no matter how old we are. And God keeps his promises—all of the time.

Hymn of Response

Please join me in singing about our compassionate friend: “What a Friend We Have in Jesus.”

What a Friend We Have in Jesus

What a friend we have in Jesus, all our sins and griefs to bear!
What a privilege to carry everything to God in prayer!
Oh, what peace we often forfeit, Oh, what needless pain we bear,
All because we do not carry everything to God in prayer.

Closing Prayer

What should we say to our friend Jesus in our prayer? What are your intentions? (Offer time for response. If none, then cue...What do you need from Jesus? What do you want to thank Jesus for? Weave requests into a corporate prayer, concluding the the Lord’s Prayer. Note that these worshipers are probably comfortable with “debts” instead of “trespasses.”)

Closing Hymn

While singing, go to the worshipers, hold their hands, and look into their eyes.

No Never Alone

No never alone. No never alone.
He promised never to leave me, never to leave me alone.
No never alone. No never alone.
He promised never to leave me, never to leave me alone.

Benediction (Numbers 6:24-26)

The Lord bless you and keep you.
The Lord make his face to shine upon you and be gracious to you.
The Lord turn his face toward you and give you peace.
In the name of the Father, and of the Son, and of the Holy Spirit. Amen.

Doxology

Invite worshipers to hold hands while singing.

Praise God, from whom all blessings flow;
Praise Him, all creatures here below;
Praise Him above, ye heavenly host;
Praise Father, Son, and Holy Ghost.

Invite worshipers to a time of refreshments following the service. Then go to each one and give a personal blessing.

Worship Service

(date)

Our last worship service followed the theme of:
God keeps his promises—all of the time

The scripture:

Mark 10:13-16—the story of Jesus and the little children

The worship topic:

God promises to be our compassionate friend

We sang the following songs:

He's Got the Whole World In His Hands

Holy, Holy, Holy

What a Friend We Have in Jesus

No Never Alone

Our worship leader told a story of parents presenting their children to Jesus, and his rebuke to the disciples as they tried to turn the children away.

Jesus welcomes us and has compassion for all of us.

The words for the songs and the activities are listed on the sheet hanging below. Please take one and use the songs and ideas as you visit with your loved one.

Worship Service

(date)

Theme: God keeps his promises—all of the time

Topic: God promises to be our compassionate friend

Songs:

He's Got the Whole World in His Hands

He's got the whole world in his hands,
 He's got the whole world in his hands,
 He's got the whole world in his hands,
 He's got the whole world in his hands.

Holy, Holy, Holy

Holy, Holy, Holy! Lord God Almighty!
 Early in the morning our song shall rise to thee;
 Holy, Holy, Holy! Merciful and mighty,
 God in three Persons, blessed Trinity!

What a Friend We Have in Jesus

What a friend we have in Jesus, all our sins and griefs to bear!
 What a privilege to carry everything to God in prayer!
 Oh, what peace we often forfeit, Oh, what needless pain we bear,
 All because we do not carry everything to God in prayer.

No Never Alone

No never alone. No never alone.
 He promised never to leave me, never to leave me alone.
 No never alone. No never alone.
 He promised never to leave me, never to leave me alone.

Revisiting the Worship Theme and Topic

Many of the residents participated in the following two activities that referred to the theme and topic of the worship service.

Activity 1: We sang some of the songs above and talked about how Jesus rebuked his disciples for turning the children away. We talked about how Jesus accepts us too, and does not turn us away. We made a little book with a picture of Jesus blessing the children on the cover, and songs and promises on the inside. It is a reminder of his compassion for us.

Activity 2: Again we sang some of the songs above and talked about Jesus' compassion for us. We decorated a "Jesus card" that we could give a visitor or staff person as a reminder to them of Jesus' compassion for them.

We share this information so that visitors and staff will, in interaction with the residents, be able to comment on our worship activities, rather than just questioning, which often does not bring a meaningful response.



Re-encountering Activities

Theme: God keeps his promises—all of the time

Worship topic: God promises to be our compassionate friend

Scripture text: Mark 10:13-16

Purpose of activities: To re-engage the residents in the theme and topic of the previous worship service by repeating the same songs and reminding them that Jesus has compassion for all of his children. Jesus says, “Let the little children come unto me, for to such belongs the kingdom of heaven.”



Activity 1

Materials:

Copies of Module 1 activity masters, run off back-to-back and cut in half
Crayons or colored pencils for residents to share

Activity Sequence and Procedures

Gather the group together and begin by singing:

Holy, Holy, Holy (sing twice)

Holy, Holy, Holy! Lord God Almighty!
Early in the morning our song shall rise to thee;
Holy, Holy, Holy! Merciful and mighty,
God in three Persons, blessed Trinity!

He's Got the Whole World in His Hands

He's got the whole world in his hands,
He's got the whole world in his hands,
He's got the whole world in his hands,
He's got the whole world in his hands.

He's got you and me sister (brother) in his hands...
He's got (add two residents' names each time) in his hands...
He's got the itty bitty baby in his hands...

At our last worship service, our worship leader read the story of Jesus blessing the little children, from Mark 10.

People were bringing children to Jesus to have him touch them. Jesus showed his compassion to the little children even though the disciples tried to send them away.

It is proof again that God keeps his promises all of the time, and that one of his promises is to always love us.

Today we will each make a little book that shows Jesus blessing the children on the front cover. On the inside we have the words of Jesus, with the titles of some songs that remind us of how much Jesus loves us as his adopted children. And here's how it will look when it is finished. (Show sample of book.)

The first thing we will do is fold the paper in half so that we make a little book. (Help those who need it.) Now you have a little book. On the first page are the titles of some of our favorite songs about how Jesus loves us, about what a good friend he is to us.

On the second page we have some words from Mark 10. Turn to the second page. These are Jesus' words—let's read them together. (read words from book.) Isn't it wonderful to know that we are also the children of God and that Jesus has a blessing for us too? How does that make you feel?

We can make the cover of our book even prettier by coloring the garments of Jesus and the little children. Use your crayons or colored pencils to color the clothing they are wearing. What are your favorite colors? What color do you think the little children would like to wear?

Let's sing some more of the songs that were at our worship service and are in our little book. They remind us of God's promises, and that he keeps them all of the time.

Jesus Loves the Little Children

Jesus loves the little children,
All the children of the world.
Red and yellow, black and white,
They are precious in his sight.
Jesus loves the little children of the world.

Jesus Loves Me

Jesus loves me, this I know. For the Bible tells me so.
Little ones to him belong; they are weak, but he is strong.
Yes, Jesus loves me. Yes, Jesus loves me.
Yes, Jesus loves me. The Bible tells me so.

What a Friend We Have in Jesus

What a friend we have in Jesus, all our sins and griefs to bear!
What a privilege to carry everything to God in prayer!
Oh, what peace we often forfeit, Oh, what needless pain we bear,
All because we do not carry everything to God in prayer.

No Never Alone

No never alone. No never alone.
He promised never to leave me, never to leave me alone.
No never alone. No never alone.
He promised never to leave me, never to leave me alone.

Activity 2

Materials

Copies of Module 1 activity master, run off on cardstock and cut in half

Pencils

Crayons or colored pencils for residents to share

Activity Sequence and Procedures

Gather the group and begin by singing:

Holy, Holy, Holy

Holy, Holy, Holy! Lord God Almighty!

Early in the morning our song shall rise to thee;

Holy, Holy, Holy! Merciful and mighty,

God in three Persons, blessed Trinity!

He's Got the Whole World in His Hands

He's got the whole world in his hands,

He's got the whole world in his hands,

He's got the whole world in his hands,

He's got the whole world in his hands.

He's got you and me sister (brother) in his hands...

He's got (add two residents' names each time) in his hands...

He's got the itty bitty baby in his hands...

At our last worship service, our worship leader read the story of Jesus blessing the little children, from Mark 10.

People were bringing children to Jesus to have him touch them. Jesus showed his compassion to the little children even though the disciples tried to send them away.

It is proof again that God keeps his promises all of the time, and that one of his promises is to always show compassion to his children.

To help us remember this, we are going to make a card of Jesus blessing the little children that we can give away to a friend or family member who comes to visit us. That way we can share the good news of the wonderful love of Jesus. This is how it will look when it is finished. (Show sample.)

Look at the card in front of you. Do you see how much Jesus loves the children, and how happy they are to be with Jesus? We want everyone to know that Jesus loves them too. On the blank side of the card, please write the words "Jesus loves you too." You may use either a pencil or a crayon to write the words. (Help those who need it.) Now we are ready

to color the garments that Jesus and the little children are wearing.

When you take your card back to your room, use it to share the good news of Jesus' wonderful love to those who visit you. Now, let's sing these songs that remind us of God's promises and that he keeps them all of the time.

Jesus Loves Me

Jesus loves me, this I know. For the Bible tells me so.
Little ones to him belong; they are weak, but he is strong.
Yes, Jesus loves me. Yes, Jesus loves me.
Yes, Jesus loves me. The Bible tells me so.

Jesus Loves the Little Children

Jesus loves the little children,
All the children of the world.
Red and yellow, black and white,
They are precious in his sight.
Jesus loves the little children of the world.

What a Friend We Have in Jesus

What a friend we have in Jesus, all our sins and griefs to bear!
What a privilege to carry everything to God in prayer!
Oh, what peace we often forfeit, Oh, what needless pain we bear,
All because we do not carry everything to God in prayer.

No Never Alone

No never alone. No never alone.
He promised never to leave me, never to leave me alone.
No never alone. No never alone.
He promised never to leave me, never to leave me alone.



Jesus Loves Me

**Jesus Loves the
Little Children**

**What a Friend We
Have in Jesus**

No, Never Alone

Jesus said, “Let the little children come to me, and do not hinder them, for the kingdom of God belongs to such as these.”

And he took the children in his arms, put his hands on them and blessed them.

Jesus Loves Me

**Jesus Loves the
Little Children**

**What a Friend We
Have in Jesus**

No, Never Alone

Jesus said, “Let the little children come to me, and do not hinder them, for the kingdom of God belongs to such as these.”

And he took the children in his arms, put his hands on them and blessed them.



The Gathering

Appropriate music is being played in the background as members join the circle. Greet residents individually and quietly as they take their seats, listen to the music, and prepare for worship.

After all worshipers have been seated, begin. **Welcome, everyone. We are the family of God. Together we are going to have church.** (Speak slowly, use large gestures, and pause for recognition time. Put church prop on the piano.)

- Open gold “church box” and give cross and Bible to two nearby residents to hold.
- Sing and repeat a song of your choice while setting up the worship table.
- Take cloth from the church box and spread it on the table, using large gestures.
- Retrieve cross and Bible to place on the worship table. Hold items so all can see.
- Optional: add a vase of red flowers to the table.
- Speak these words: **God calls us to worship, and today we worship him as brothers and sisters.**

God's Greeting

God gives us this greeting: Grace to you and peace from God the Father, God the Son, and God the Holy Spirit. Amen.

Worship Through Song

Let us begin our worship of the Lord by singing. Look for a moment at your hands. (Pause and look at your own hands.) **Think for a moment of God's hands. He's got the whole world in his hands! Would you please sing that song with me?** (Use gestures for “whole world” and “in his hands.” After singing the first verse, go around the semi-circle, singing the names of each person so all of the residents' names are included in a verse. Add verses as appropriate to the group.)

He's Got the Whole World in His Hands

He's got the whole world in his hands,
 He's got the whole world in his hands,
 He's got the whole world in his hands,
 He's got the whole world in his hands.

He's got you and me sister (brother) in his hands...
 He's got (add two residents' names each time) in his hands...
 He's got the itty bitty baby in his hands...

Holy, Holy, Holy (sing twice)

Holy, Holy, Holy! Lord God Almighty!
 Early in the morning our song shall rise to thee;
 Holy, Holy, Holy! Merciful and mighty,
 God in three Persons, blessed Trinity!

Opening Prayer

Heavenly Father, we come with joy to worship you. For you are great. And you are holy. Now may the words of our mouths and the meditations of our hearts be acceptable to you, O Lord, our Strength, and our Redeemer. Amen. (Psalm 19:14)


Story and Message (Adapted from Genesis 6-9, NIV)

Visual materials needed: basket, Noah's ark figurines, 2 yards blue fabric, 2 yards green fabric, rainbow, stickpins, tripod to drape fabric over

(Note: the following story can be condensed.)

God keeps his promises—all of the time. For example, he promises to never leave you or forsake you. God promises to be with you when you are afraid. God promises to love you forever. And God keeps his promises—all of the time.

As you tell the story and use the props, be sure to make direct eye contact with worshipers as much as possible.



Our Bible story this afternoon says just that: that God keeps his promises all of the time. I wonder if you can guess our Bible story. I have brought some hints along in my basket. (Take Noah's ark and animals out of basket. Describe the items as you place them on the table.)

This is the story of Noah and the flood. It is the story of God, who keeps his promises all of the time. This story is found in the book of Genesis, chapters 6-9. And it goes like this:

In the beginning, God created the heavens and the earth. (Put green fabric over tripod.) He loved the world he made, and he loved his people. But the people turned to evil and violence. When God saw the great corruption of his world and of the people, he was grieved. Yet not all of the people were evil. There was a righteous man named Noah. God spoke to Noah.

Noah, look at all of the evil in the world. I want to get rid of all of the evil. I plan to destroy the evil world and its evil people with a great flood. But you, Noah, are a righteous man. Here is my plan.

Build a huge boat—an ark. Make it big: 450 feet long and 45 feet high. Put a roof on the boat and make just one door.

I am going to bring floodwaters upon the earth that will destroy every living creature under heaven. Nothing will survive this flood. No person will survive this flood, Noah, except for you and your family.

Gather two living creatures of each kind—one male, one female. Bring them into the ark. Gather your wife, your three sons—Shem, Ham, and Japheth—and their wives. Bring them into the ark. Every living creature in the ark will survive the flood waters.

I am glad to say that Noah did everything God told him to do. He built the huge ark. He gathered two of every kind of living creature. He put enough food on the ark to feed all of the animals and all of the people. And Noah wasn't a young man—he was 600 years old!

- I wonder if Noah said to God, “Lord, I am too old—I can't obey you.”
- I wonder if Noah's wife said to him, “Will God really save us from the flood, just like he promised?”

Then God said to Noah, *It's time. You've got the animals and birds in the boat like I told you? Good! Now shut the door to the boat and stay inside until I tell you to come out.*

Noah and his family were safely in the boat. They waited for seven days. Then the rain started—pitter patter. (Wave the blue piece of fabric.) Pitter patter pitter patter. Pitter patter pitter patter pitter patter. (Wave fabric faster and faster.) Faster and faster the rain came down. Day one. Day ten. Day twenty.

- I wonder if Noah's wife got tired of the smell of the animals.
- I wonder if Noah thought that God forgot about them.

Still it rained. (Continue to wave fabric.) **Day 25—rain. Day 30—rain.** There was so much rain that the ark lifted off the ground and it began to float as high as the mountains. **Day 35—rain. For forty days and forty nights it rained. Finally, the rain stopped.** (Stop waving the fabric abruptly.) **All life outside of the ark perished.** (Place blue fabric over the green fabric on the tripod.) **Only Noah, his family, and the creatures on the ark survived.**

Did God remember Noah? Would God keep his promise to save Noah and his family?

God remembered Noah. And God sent a wind to blow over the earth to make the water recede. Still, Noah had to wait patiently, just as God said to do. At last, Noah sent out a dove. The dove returned with a leaf in its mouth. The flood was finally over! (Take the blue fabric off of the green fabric.) **God saved Noah and his family, just as he promised. And God keeps his promises—all of the time.**

Noah, his family, and every living creature in the ark came out. And Noah and his family worshiped God, thanking him for saving them.

God was pleased with Noah and God blessed him. Then he made Noah a beautiful promise. God said, *Noah, I will always be your God. And I will never again send a flood to destroy the earth. This is the sign that I will keep my promise. I have put a rainbow in the clouds.*

(Put rainbow on green fabric with stick pins.) **Now, whenever we see the rainbow in the clouds, we remember that God keeps his promises. The earth has never again had such a flood. God does keep his promises all of the time, through Jesus Christ our Lord. That's the good news today!**

Talking It Over

- I wonder what you thought of this story.
- Noah realized that God keeps his promises all of the time. I wonder if that's true?

This is what I believe about another promise God kept: (John 3:16)

(Speak slowly to allow residents to join in reciting verse.) ***“For God so loved the world that he gave his only begotten Son, that whosoever believeth in him shall not perish but have eternal life.”***

Hymn of Response

God promises to always be with us, no matter the storms of life. God is always faithful. Please join me in singing “Great is Thy Faithfulness.”

Great Is Thy Faithfulness

Great is thy faithfulness, O God my Father;
There is no shadow of turning with thee;
Thou changest not, thy compassions, they fail not;
As thou has been thou forever wilt be.



Sing only the first verse
and chorus of hymns, so
that worshipers can re-
member the words easily.

Great is thy faithfulness!
Great is thy faithfulness!
Morning by morning new mercies I see;
All I have needed thy hand hath provided.
Great is thy faithfulness, Lord unto me!

Closing Prayer

God promises to hear our prayers through Jesus Christ our Lord. What should we pray for this afternoon? What are your intentions? (Gather prayer intentions and weave them into a corporate prayer, concluding with the Lord's Prayer.)

Closing Hymn

While singing, go to the worshipers, hold their hands, and look into their eyes.

No Never Alone

No never alone. No never alone.
He promised never to leave me, never to leave me alone.
No never alone. No never alone.
He promised never to leave me, never to leave me alone.

Benediction (Numbers 6:24-26)

The Lord bless you and keep you.
The Lord make his face to shine upon you and be gracious to you.
The Lord turn his face toward you and give you peace.
In the name of the Father, and of the Son, and of the Holy Spirit. Amen.

Doxology

(Invite worshipers to hold hands while singing.)

Praise God, from whom all blessings flow;
Praise him, all creatures here below;
Praise him above, ye heavenly host;
Praise Father, Son, and Holy Ghost.

Invite worshipers to a time of refreshments following the service. Then go to each one and give a personal blessing.

Worship Service

(date)

Our last worship service followed the theme of:
God keeps his promises—all of the time

The scripture:
Genesis 6-9—the story of Noah and the flood

The worship topic:
God promises to always keep his promises

We sang the following songs:
He's Got the Whole World In His Hands
Holy, Holy, Holy
Great Is Thy Faithfulness
No Never Alone

Our worship leader used the story of Noah to show how God made a promise and gave a sign—the rainbow—as a reminder that he would never break that promise.

The words for the songs and the activities are listed on the sheet hanging below. Please take one and use the songs and ideas as you visit with your loved one.

Worship Service

(date)

Theme: God keeps his promises—all of the time

Topic: God promises to always keep his promises

Songs:

He's Got the Whole World in His Hands

He's got the whole world in his hands,
He's got the whole world in his hands,
He's got the whole world in his hands,
He's got the whole world in his hands.

He's got you and me sister (brother) in his hands...
He's got (resident's name and your name) in his hands...
He's got the itty bitty baby in his hands...

Holy, Holy, Holy

Holy, Holy, Holy! Lord God Almighty!
Early in the morning our song shall rise to thee;
Holy, Holy, Holy! Merciful and mighty,
God in three Persons, blessed Trinity!

Great Is Thy Faithfulness

Great is thy faithfulness, O God my Father;
There is no shadow of turning with thee;
Thou changest not, thy compassions, they fail not;
As thou has been thou forever wilt be.

Great is thy faithfulness! Great is thy faithfulness!
Morning by morning new mercies I see;
All I have needed thy hand hath provided.
Great is thy faithfulness, Lord unto me!

No Never Alone

No never alone. No never alone.
He promised never to leave me, never to leave me alone.
No never alone. No never alone.
He promised never to leave me, never to leave me alone.

Revisiting the Worship Theme and Topic

Many of the residents participated in the following two activities that referred to the theme and topic of the worship service.

Activity 1: We sang some of the songs above and talked about how God destroyed the people of the world with a flood but saved the believing Noah and his family. In addition, after the waters had receded, God promised Noah that he would never destroy the world again with a flood. He used the rainbow as a sign of this promise. To remind us of this promise, we made rainbow posters for our rooms.

Activity 2: Again we sang some of the songs above and talked about Noah, the flood, and God's promise never to flood the earth again. We made another rainbow with ribbons and streamers reaching down to remind us of God's promise to his people.

We share this information so that visitors and staff will, in interaction with the residents, be able to comment on our worship activities, rather than just questioning, which often does not bring a meaningful response.



Re-encountering Activities

Theme: God keeps his promises—all of the time

Worship topic: God promises to always keep his promises

Scripture text: Genesis 6-9

Purpose of activities: To re-engage the residents in the theme and topic of the previous worship service by repeating the same songs and reminding them that God kept his promise to Noah.



Activity 1

Materials

Copies of Module 2 activities master

Sets of crayons or colored pencils for residents to share—sets of red, orange, yellow, green, blue, purple

Glue sticks

6 cotton balls per person

Activity Sequence and Procedures

Gather the group together and begin by singing:

He's Got the Whole World in His Hands

He's got the whole world in his hands,

He's got the whole world in his hands,

He's got the whole world in his hands,

He's got the whole world in his hands.

He's got you and me sister (brother) in his hands...

He's got (add two residents' names each time) in his hands...

He's got the itty bitty baby in his hands...

Holy, Holy, Holy (sing twice)

Holy, Holy, Holy! Lord God Almighty!

Early in the morning our song shall rise to thee;

Holy, Holy, Holy! Merciful and mighty,

God in three Persons, blessed Trinity!

At our last worship service, our worship leader read the story of Noah and the ark. God wanted to destroy the people who had turned to evil and violence, but he wanted to save Noah, who was a righteous man. Noah built an ark for his family and for each kind of animal.

After the flood, God promised never again to send a flood to destroy the earth. As a sign that he would keep his promise, God put a rainbow in the clouds. Whenever we see a

rainbow in the sky, we are reminded of God's promise to Noah and that he keeps his promises to us all of the time.

Today we will each make a rainbow in the clouds so we can take a reminder of God's promise back to our rooms. Here's how it will look when it is finished. (Show sample.) The rainbow is a reminder that God keeps his promises forever.

The first thing we will do is color the rainbow that is connecting the two clouds. Take your colors and color each stripe with purple on the top, then blue, green, yellow, orange, and red on the bottom.

How do you feel when you see a rainbow in the sky? How do you think Noah felt?

Now we are going to make the clouds nice and fluffy. Take your glue stick and put a little dot right on the x in the middle of the bottom of each cloud. Now take one of your cotton balls and press it on the dot of glue. Then put a dot of glue on the x next to your first cotton ball and press another cotton ball onto the glue. (Continue until each cloud has three cotton balls placed under the words.)

When you take this rainbow back to your room you can share with the staff and your family and friends about how God kept his promise to Noah.

Let's sing some more of the songs from our worship service. They remind us of God's promises and that he keeps them all of the time.

Great Is Thy Faithfulness

Great is thy faithfulness, O God my Father;
There is no shadow of turning with thee;
Thou changest not, thy compassions, they fail not;
As thou has been thou forever wilt be.

Great is thy faithfulness! Great is thy faithfulness!
Morning by morning new mercies I see;
All I have needed thy hand hath provided.
Great is thy faithfulness, Lord unto me!

No Never Alone

No never alone. No never alone.
He promised never to leave me, never to leave me alone.
No never alone. No never alone.
He promised never to leave me, never to leave me alone.

Activity 2

Materials:

Copies of Module 2 activities master

Sets of crayons or colored pencils for residents to share—sets of red, orange, yellow, green, blue, purple

Glue sticks

One-inch wide ribbons or paper strips in the colors of the rainbow, about six inches long

Activity Sequence and Procedures

Gather the group together and begin by singing:

Holy, Holy, Holy (sing twice)

Holy, Holy, Holy! Lord God Almighty!

Early in the morning our song shall rise to thee;

Holy, Holy, Holy! Merciful and mighty,

God in three Persons, blessed Trinity!

He's Got the Whole World In His Hands

He's got the whole world in his hands,

He's got the whole world in his hands,

He's got the whole world in his hands,

He's got the whole world in his hands.

He's got you and me sister (brother) in his hands...

He's got (add two residents' names each time) in his hands...

He's got the itty bitty baby in his hands...

At our last worship service, our worship leader read the story of Noah and the ark from Genesis 6-9. God wanted to destroy the people who had turned to evil and violence, but he wanted to save Noah, who was a righteous man. Noah built a huge ark for his family and for each kind of animal.

After the flood, God promised to never again send a flood to destroy the earth. And this is the sign that he would keep his promise: God put a rainbow in the clouds. Whenever we see a rainbow in the sky, we are reminded of God's promise to Noah and that he keeps his promise to us all of the time.

Today we'll each make a rainbow in the clouds so we can take a reminder of God's promises back to our rooms. Here's how it will look when it is finished. (Show sample.) The first thing we will do is to color the rainbow that is connecting the two clouds. Take your crayons or pencils and color each stripe with purple on the top, followed by blue, green, yellow, orange, and red on the bottom.

Now we are going to add streamers to our clouds showing us that God's promises reach all the way down to us, even today. You need a ribbon (or colored strip) of each of the six colors of the rainbow. Put a little dot of glue on the end of one of your ribbons. Then attach it to the back side of the bottom of one of the clouds. Do the same with each of your other ribbons. (Help those who need it.)

Now you will have two rainbows in your room to remind you of God's promises. Maybe you can give one of them to a friend or family member who visits you this week.

It is proof again that God keeps his promises all of the time and that one of his promises is never to send another flood to cover the whole earth.

Now that we have finished our rainbows, let's sing these songs that remind us of God's promises and that he keeps them all of the time.

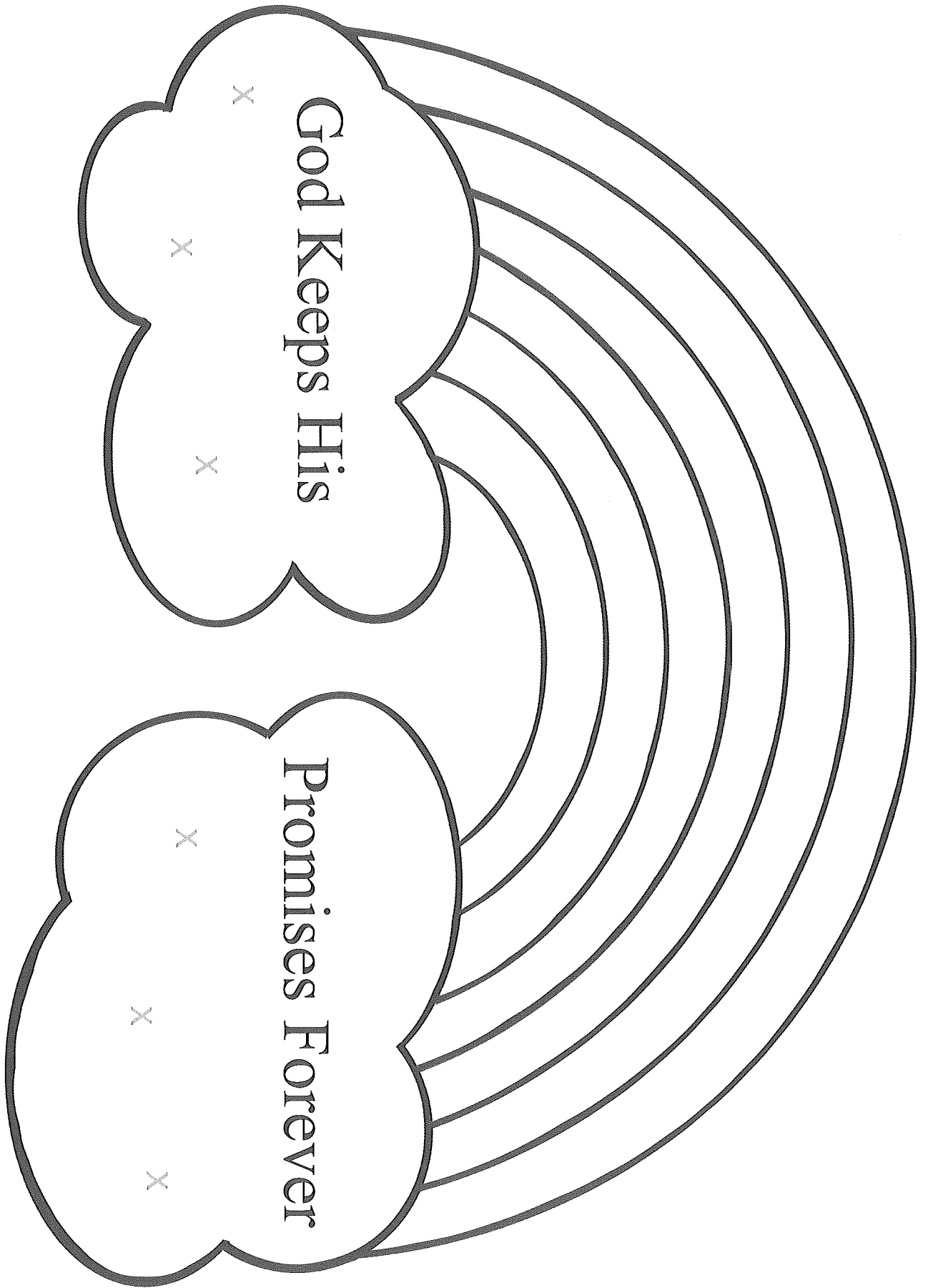
Great Is Thy Faithfulness

Great is thy faithfulness, O God my Father;
There is no shadow of turning with thee;
Thou changest not, thy compassions, they fail not;
As thou has been thou forever wilt be.

Great is thy faithfulness! Great is thy faithfulness!
Morning by morning new mercies I see;
All I have needed thy hand hath provided.
Great is thy faithfulness, Lord unto me!

No Never Alone

No never alone. No never alone.
He promised never to leave me, never to leave me alone.
No never alone. No never alone.
He promised never to leave me, never to leave me alone.



God Keeps His

x

x

x

Promises Forever

x

x

x

Module 3: Psalm 8:1-5, 9

**The Gathering**

Appropriate music is being played in the background as members join the circle. Greet residents individually and quietly as they take their seats, listen to the music, and prepare for worship.

After all worshipers have been seated, begin. **Welcome, everyone. We are the family of God. Together we are going to have church.** (Speak slowly, use large gestures, and pause for recognition time. Put church prop on the piano.

- Open gold “church box” and give cross and Bible to two nearby residents to hold.
- Sing and repeat a song of your choice while setting up the worship table.
- Take cloth from the church box and spread it on the table, using large gestures.
- Retrieve cross and Bible to place on the worship table. Hold items so all can see.
- Optional: add a vase of red flowers to the table.
- Speak these words: **God calls us to worship and today we worship him as his church.**

God's Greeting

God gives us this greeting: Grace to you and peace from God the Father, God the Son, and God the Holy Spirit. Amen.

Worship Through Song

Let us begin our worship of the Lord by singing. Look for a moment at your hands. (Pause and look at your own hands.) **Think for a moment of God's hands. He's got the whole world in his hands! Would you please sing that song with me?** (Use gestures for “whole world” and “in his hands.” After singing the first verse, go around the semi-circle, singing the names of each person so all of the residents' names are included in a verse. Add verses as appropriate to the group.)

He's Got the Whole World in His Hands

He's got the whole world in his hands,
He's got the whole world in his hands,
He's got the whole world in his hands,
He's got the whole world in his hands.

He's got you and me sister (brother) in his hands...
He's got (add two residents' names each time) in his hands...
He's got the itty bitty baby in his hands...

I'm grateful that God has the whole world in his hands. God is powerful. And God is holy. Please join me in singing "Holy, Holy, Holy."

Holy, Holy, Holy (sing twice)

Holy, Holy, Holy! Lord God Almighty!
Early in the morning our song shall rise to thee;
Holy, Holy, Holy! Merciful and mighty,
God in three Persons, blessed Trinity!

Opening Prayer

Heavenly Father, we come with joy to worship you. For you are great. And you are holy. Now may the words of our mouths and the meditations of our hearts be acceptable to you, O Lord, our Strength, and our Redeemer. Amen. (Psalm 19:14)

Testimony of Faith The Apostles' Creed

People of God, what do you believe? (Begin reciting the Creed slowly and invite the worshipers to join along.)

I believe in God, the Father almighty, creator of heaven and earth.

**I believe in Jesus Christ, his only Son, our Lord:
Who was conceived by the Holy Spirit,
born of the Virgin Mary,
suffered under Pontius Pilate,
was crucified, died, and was buried.
He descended into hell.
The third day he rose again from the dead.
He ascended into heaven
and is seated at the right hand of God the Father almighty.
From there he will come to judge the living and the dead.**

**I believe in the Holy Spirit,
the holy catholic church,
the communion of saints,
the forgiveness of sins,
the resurrection of the body,
and the life everlasting.
Amen.**

Many of the worshipers have recited creeds in their own home church services. The Apostles' Creed will likely be a familiar testimony of faith for them.



Visual Lesson

(Use pictures of a spider, fly, bee, and butterfly. Have butterfly puppets to hand out to worshipers.)

God keeps his promises—all of the time. For example, he promises to never leave you or forsake you. God promises to be with you when you are afraid. God promises to love you forever. And God keeps his promises—all of the time.

God also promises to accept us just as we are. This afternoon I have brought several pictures with me. They are pictures of God's little creatures. Even though they are little creatures, each one plays an important role in God's creation.

(Hold up picture of spider.) **Why did God make spiders? If we didn't have spiders, we'd have way too many bugs in the world. God made spiders to keep the bug population in check. God gave spiders certain gifts, so that they can do their work well. Spiders make silk so that they can wrap up insects they have caught. God accepts the spiders, just as they are.**

(Hold up picture of fly.) **Why did God make house flies? Flies help clean things up. God made them to cut down on the germs and smell from our garbage. God gave house flies certain gifts, so that they can do their work well. They have special mouths for eating and drinking, and they have the ability to fly. God accepts house flies, just as they are.**

(Hold up picture of bee.) **Why did God make bees? Bees make honey, which we eat. Bees make wax, which has many uses. Bees also carry pollen from flower to flower which helps the flowers to make new seeds. God gave bees certain abilities so that they can do their work well. They are able to make wax. They have hairy bodies that help them transport pollen from flower to flower. God accepts bees, just as they are.**

(Hold up picture of butterfly.) **Why did God make butterflies?** (Give time for worshipers to respond. Hand out butterfly puppets to the group.) **God made butterflies to help pollinate the flowers. And God made butterflies beautiful**


to remind us of him! He is the Creator who promises to accept all of the gifts from his creatures. He accepts his creatures, just as they are.

Scripture and Message

What about you? You are God's special creature. The Bible tells us that we are cherished by God above all other creatures.

(Read Psalm 8:1-5, 9, NIV from Bible)

"O Lord, our Lord, how majestic is your name in all the earth! You have set your glory above the heavens. From the lips of children and infants you have or-



Whenever you read scripture, be sure to read from the same large Bible. It is an important visual cue for the worshipers.

-dained praise because of your enemies, to silence the foe and the avenger. When I consider your heavens, the work of your fingers, the moon and the stars, which you have set in place, what is man that you are mindful of him, the son of man that you

care for him? You made him a little lower than the heavenly beings and crowned him with glory and honor.

O Lord, our Lord, how majestic is your name in all the earth!"

God has a special place for all of us in this world. He loves and accepts us, just as we are.

- Some of us can sing well. Some of us cannot. God loves and accepts us, just as we are.
- Some of us can walk well. Some of us cannot. God loves and accepts us, just as we are.
- Some of us are happy. Some of us are sad. God loves and accepts us, just as we are.
- Some of us can remember names. Some of us cannot. God loves and accepts us, just as we are.

God promises to love and accept us just as we are. And God keeps his promises—all of the time! Please join me in singing a hymn to our Savior.

Hymn of Response

Beautiful Savior (sing twice)

Beautiful Savior! King of creation!

Son of God and Son of Man!

Truly I'd love thee, truly I'd serve thee,

Light of my soul, my joy, my crown.

Closing Prayer

What should we pray for this afternoon? What are your intentions? God promises to listen to us. (Give time for response. Conclude with the *Lord's Prayer*.)

Closing Hymn

While singing, go to the worshipers, hold their hands, and look into their eyes.

No Never Alone

No never alone. No never alone.
He promised never to leave me, never to leave me alone.
No never alone. No never alone.
He promised never to leave me, never to leave me alone.

Benediction (Numbers 6:24-26)

The Lord bless you and keep you.
The Lord make his face to shine upon you and be gracious to you.
The Lord turn his face toward you and give you peace.
In the name of the Father, and of the Son, and of the Holy Spirit. Amen.


Doxology

Invite worshipers to hold hands while singing.

Praise God, from whom all blessings flow;
Praise Him, all creatures here below;
Praise Him above, ye heavenly host;
Praise Father, Son, and Holy Ghost.

Invite worshipers to a time of refreshments following the service. Then go to each one and give a personal blessing.

The time of blessing after a worship service is an opportunity to comfort the sorrowful, to accept the blessing from the worshipers, and to convey value to each person, letting residents know that they are valuable in God's eyes.



Worship Service

(date)

Our last worship service followed the theme of:
God keeps his promises—all of the time

The scripture:
Psalm 8:1-5, 9—the story of God's creation

The worship topic:
God promises to accept us, just as we are

We sang the following songs:
He's Got the Whole World In His Hands
Holy, Holy, Holy
No Never Alone
Beautiful Savior
The Doxology

The words for the songs and the activities are listed on the sheet hanging below. Please take one and use the songs and ideas as you visit with your loved one.

Worship Service

(date)

Theme: God keeps his promises—all of the time

Topic: God promises to accept us, just as we are

Songs:

He's Got the Whole World in His Hands

He's got the whole world in his hands,
He's got the whole world in his hands,
He's got the whole world in his hands,
He's got the whole world in his hands.

He's got you and me sister (brother) in his hands...
He's got (resident's name and your name) in his hands...
He's got the itty bitty baby in his hands...

Holy, Holy, Holy

Holy, Holy, Holy! Lord God Almighty!
Early in the morning our song shall rise to thee;
Holy, Holy, Holy! Merciful and mighty,
God in three Persons, blessed Trinity!

No Never Alone

No never alone. No never alone.
He promised never to leave me, never to leave me alone.
No never alone. No never alone.
He promised never to leave me, never to leave me alone.

The Doxology

Praise God, from whom all blessings flow;
Praise Him, all creatures here below;
Praise Him above, ye heavenly host;
Praise Father, Son, and Holy Ghost.

Beautiful Savior

Beautiful Savior! King of creation!
Son of God and Son of Man!
Truly I'd love thee, truly I'd serve thee,
Light of my soul, my joy, my crown.

Revisiting the Worship Theme and Topic

Many of the residents participated in the following two activities that referred to the theme and topic of this week's worship service.

Activity 1: We sang some of the songs above and talked about how God created all things, including the fly. Even though we don't like them very much, flies have the God-given task of cleaning up decaying material. We also talked about the butterfly that is so beautiful and that has the task of pollinating flowers. We made a poster to remind us about this.

Activity 2: Again, we sang some of the songs above and talked about God's creation. We talked about how God created us in glory and how we can praise him and show kindness to one another. Our activity was to make a colorful butterfly that looks like a stained glass window pane.

We share this information so that visitors and staff will, in interaction with the residents, be able to comment on our worship activities, rather than just questioning, which often does not bring a meaningful response.



Re-encountering Activities

Theme: God keeps his promises—all of the time

Worship topic: God promises to accept us, just as we are

Scripture text: Psalm 8:1-5, 9

Purpose of activities: To re-engage the residents in the theme and topic of the previous worship service by repeating the same songs and reminding them that we were created by God with glory and honor.



Activity 1

Materials

Copies of Module 3, Activity 1 master, on construction paper

Glue sticks

2 cloth “wings” per person, cut from a variety of light, colorful fabrics

Activity Sequence and Procedures

Gather the group together and say: **A few days ago, pastor (name) led a worship service with the theme “God keeps his promises—all of the time.” He accepts us, just as we are. Let’s sing some of the songs we sang at that worship service.**

He’s Got the Whole World in His Hands

He’s got the whole world in his hands,
 He’s got the whole world in his hands,
 He’s got the whole world in his hands,
 He’s got the whole world in his hands.

He’s got you and me sister (brother) in his hands...
 He’s got (add two residents’ names each time) in his hands...
 He’s got the itty bitty baby in his hands...

Beautiful Savior

Beautiful Savior! King of creation!
 Son of God and Son of Man!
 Truly I’d love thee, truly I’d serve thee,
 Light of my soul, my joy, my crown.

At our worship service we heard about one of God’s creatures: the fly. Although we don’t like it much, it still has the important task in God’s world of cleaning up decaying things. We also heard about the beautiful butterfly that we love to see. The butterfly has an important task in the kingdom, too—it pollinates flowers.

Today we will make a poster of a beautiful butterfly to remind us of our service.

Hold up example. Talk with residents individually as you distribute the pre-printed butterfly construction paper sheets, and continue the individual interaction as you work on the project together. Help the residents choose fabric wing halves, and use glue sticks to attach them to the construction paper posters. When you are finished, help residents to hang the posters in their rooms.

Let's finish up our activity time by singing one of the songs from our worship service: "No Never Alone."

No Never Alone

No never alone. No never alone.

He promised never to leave me, never to leave me alone.

No never alone. No never alone.

He promised never to leave me, never to leave me alone.

After the activity, hang the posters in residents' rooms. They are personal statements by the residents, and they can be conversation pieces for staff and visitors.

Activity 2

Materials:

Copies of Module 3, Activity 2 master made on tracing or heavier translucent paper

Variety of felt-tip markers that will work on selected paper to make a stained glass effect

Activity Sequence and Procedures

Gather the group together and say: **At our last worship service the theme was "God keeps his promises—all of the time." The scripture passage we used was from Psalm 8, which I'll read now.** (Read Psalm 8:1-5, 9, NIV from Bible)

"O Lord, our Lord, how majestic is your name in all the earth! You have set your glory above the heavens. From the lips of children and infants you have ordained praise because of your enemies, to silence the foe and the avenger. When I consider your heavens, the work of your fingers, the moon and the stars, which you have set in place, what is man that you are mindful of him, the son of man that you care for him? You made him a little lower than the heavenly beings and crowned him with glory and honor.

O Lord, our Lord, how majestic is your name in all the earth!"

Now let's sing two of our worship service songs.

He's Got the Whole World in His Hands

He's got the whole world in his hands,

He's got the whole world in his hands,

He's got the whole world in his hands,

He's got the whole world in his hands.

He's got you and me sister (brother) in his hands...
He's got (add two residents' names each time) in his hands...
He's got the itty bitty baby in his hands...

Beautiful Savior

Beautiful Savior! King of creation!
Son of God and Son of Man!
Truly I'd love thee, truly I'd serve thee,
Light of my soul, my joy, my crown.

Today we are going to make another poster, but this one will look like a stained glass window pane. The light will shine through and make the butterfly even more beautiful.

Show a sample and demonstrate by coloring in two sections of the butterfly's wings with different colors. Talk about God's creation, its beauty, and our part in praising him as you and the residents work on the butterfly window panes.

Close by singing:

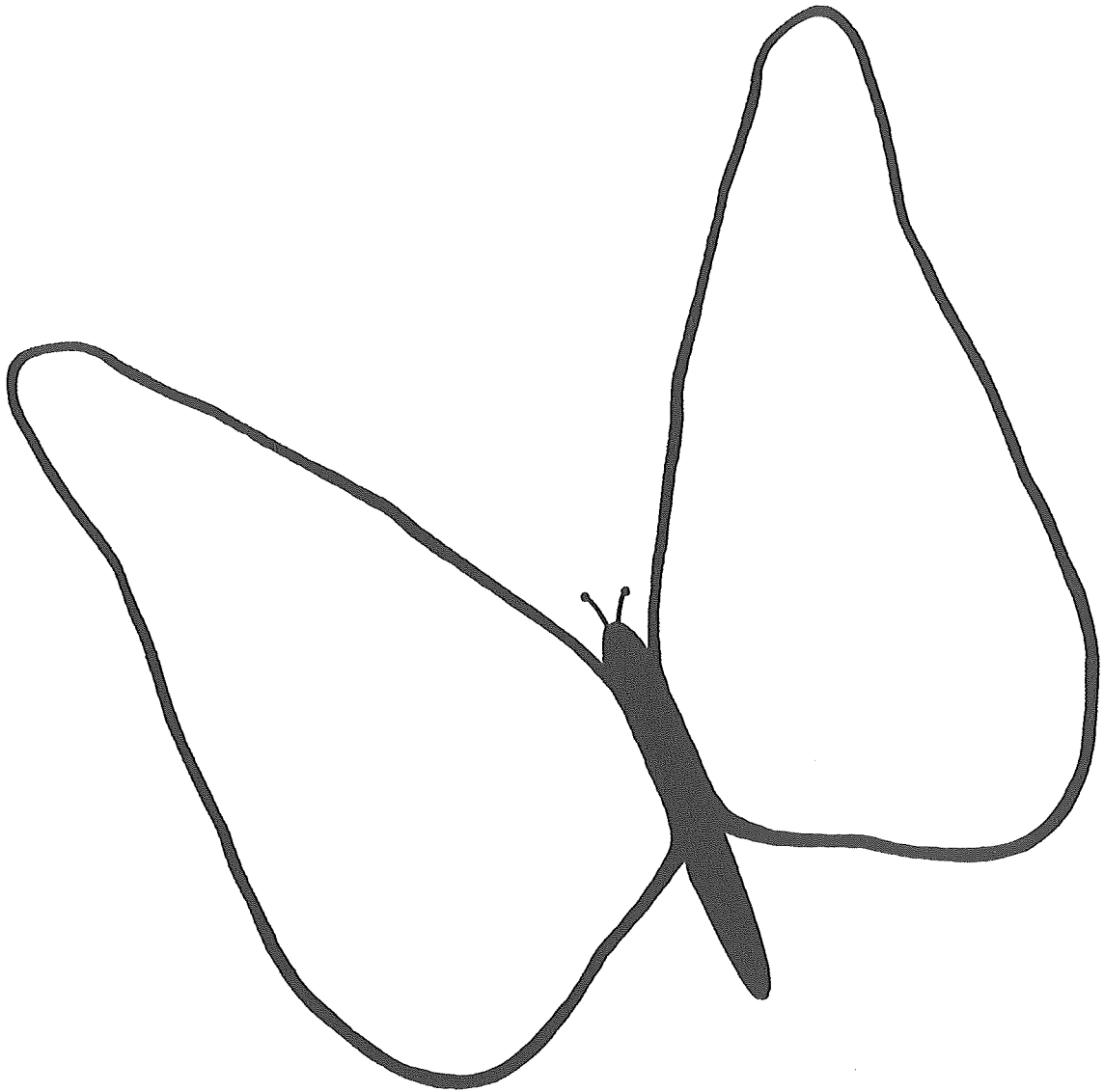
The Doxology

Praise God, from whom all blessings flow;
Praise Him, all creatures here below;
Praise Him above, ye heavenly host;
Praise Father, Son, and Holy Ghost.

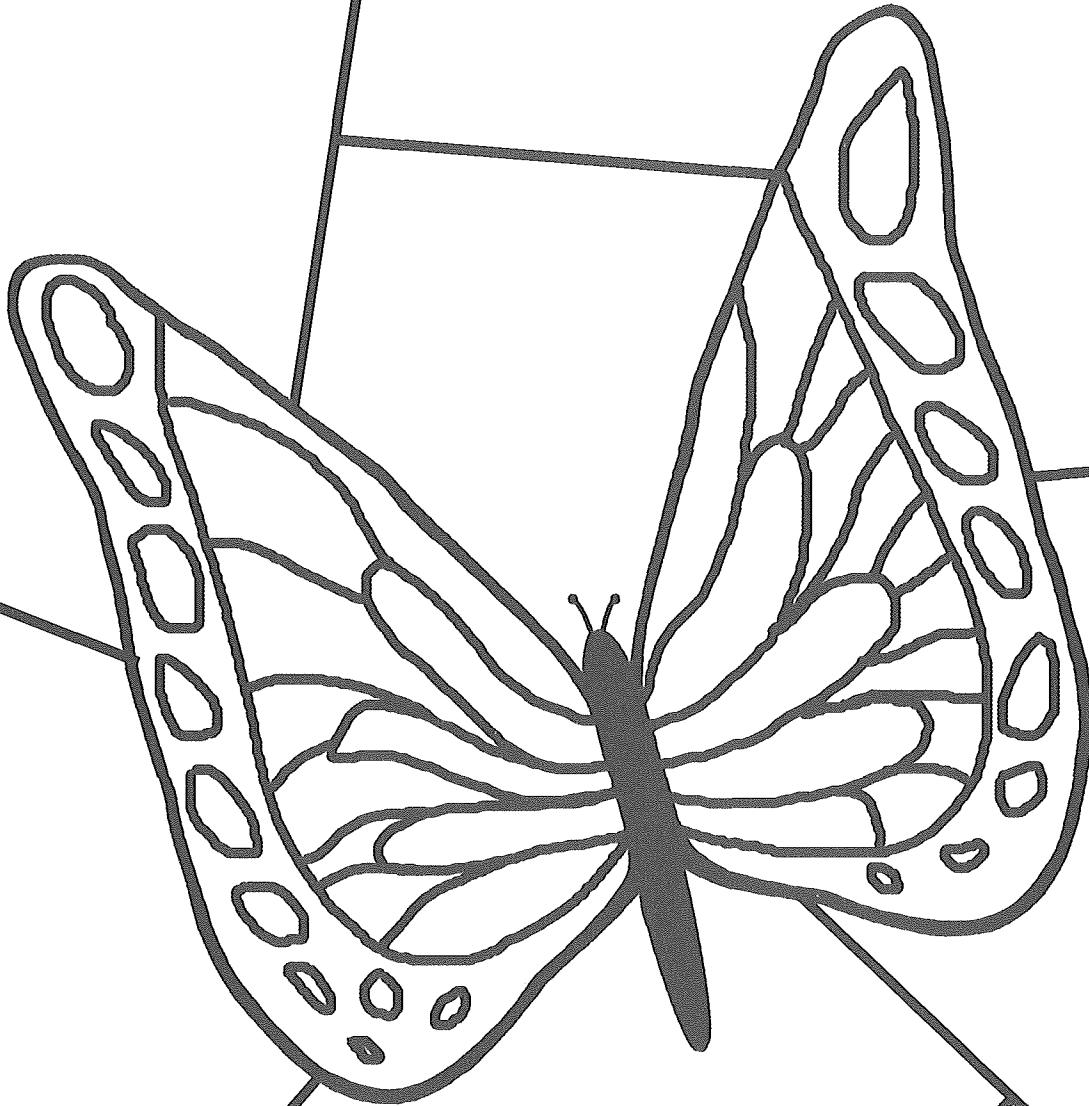
No Never Alone (sing twice)

No never alone. No never alone.
He promised never to leave me, never to leave me alone.
No never alone. No never alone.
He promised never to leave me, never to leave me alone.

After the activity, hang the posters on residents' windows. They are personal statements by the residents, and they can be conversation pieces for staff and visitors.



**Butterflies are beautiful.
They pollinate flowers.**



I am beautiful in God's eyes.

**He accepts my gifts of
praise and thanksgiving to him,
and kindness to others.**



The Gathering

Appropriate music is being played in the background as members join the circle. Greet residents individually and quietly as they take their seats, listen to the music, and prepare for worship.

After all worshipers have been seated, begin. **Welcome, everyone. We are the family of God. Together we are going to have church.** (Speak slowly, use large gestures, and pause for recognition time. Put church prop on the piano.)

- Open gold “church box” and give cross and Bible to two nearby residents to hold.
- Sing and repeat a song of your choice while setting up the worship table.
- Take cloth from the church box and spread it on the table, using large gestures.
- Retrieve cross and Bible to place on the worship table. Hold items so all can see.
- Optional: add a vase of red flowers to the table.
- Speak these words: **God calls us to worship, and today we worship him as his church.**

God’s Greeting

God gives us this greeting: Grace to you and peace from God the Father, God the Son, and God the Holy Spirit. Amen.

Worship Through Song

Let us begin our worship of the Lord by singing. Look for a moment at your hands. (Pause and look at your own hands.) **Think for a moment of God’s hands. He’s got the whole world in his hands! Would you please sing that song with me?** (Use gestures for “whole world” and “in his hands.” After singing the first verse, go around the semi-circle, singing the names of each person so all of the residents’ names are included in a verse. Add verses as appropriate to the group.)

He's Got the Whole World in His Hands

He's got the whole world in his hands,
He's got the whole world in his hands,
He's got the whole world in his hands,
He's got the whole world in his hands.

He's got you and me sister (brother) in his hands...
He's got (add two residents' names each time) in his hands...
He's got the itty bitty baby in his hands...

I'm grateful that God has the whole world in his hands. God is powerful. And God is holy. Please join me in singing "Holy, Holy, Holy."

Holy, Holy, Holy (sing twice)
Holy, Holy, Holy! Lord God Almighty!
Early in the morning
 our song shall rise to thee;
Holy, Holy, Holy! Merciful and mighty,
God in three Persons, blessed Trinity!

"*Holy, Holy, Holy*" is a familiar and majestic hymn that naturally leads those present into worship.



Opening Prayer

Heavenly Father, we come with joy to worship you. For you are great. And you are holy. Now may the words of our mouths and the meditations of our hearts be acceptable to you, O Lord, our Strength, and our Redeemer. Amen. (Psalm 19:14)

Testimony of Faith (The Apostles' Creed)

People of God, what do you believe? (Begin reciting the creed slowly and invite the worshipers to join along.)

I believe in God, the Father Almighty, creator of heaven and earth.

**I believe in Jesus Christ, his only Son, our Lord:
Who was conceived by the Holy Spirit,
born of the Virgin Mary,
suffered under Pontius Pilate,
was crucified, died, and was buried.
He descended into hell.
The third day he rose again from the dead.
He ascended into heaven
and is seated at the right hand of God the Father almighty.
From there he will come to judge the living and the dead.**

**I believe in the Holy Spirit,
the holy catholic church,
the communion of saints,
the forgiveness of sins,
the resurrection of the body,
and the life everlasting. Amen.**

Scripture (John 14:1-6, KJV)

God keeps his promises—all of the time. For example, he promises to never leave you or forsake you. God promises to be with you even when you are afraid. God promises to love you forever. And God keeps his promises—all of the time. Hear now the words of John 14. (Read directly from Bible. Omit a familiar word or two in the passage to cue a memory response—for example, “I am the way, the truth, and the _____.”)

“Let not your heart be troubled: ye believe in God, believe also in me. In my Father’s house are many mansions: if it were not so, I would have told you. I go to prepare a place for you. And if I go and prepare a place for you, I will come again, and receive you unto myself; that where I am, there ye may be also. And whither I go ye know, and the way ye know. Thomas saith unto him, Lord, we know not whither thou goest; and how can we know the way? Jesus saith unto him, I am the way, the truth, and the life: no man cometh unto the Father, but by me.”

This afternoon we will celebrate the sacrament of Holy Communion. If you believe that Jesus is your Savior—that only Jesus saves you from your sins—Jesus welcomes you to his table. Let us pray.

Lord Jesus, thank you for dying on the cross for our sins. Thank you for giving us the bread and the cup to remember your death, until you come again. In your name we pray, Amen.

Communion

Our Lord Jesus, on the night he was betrayed, took bread. And after he had given thanks, he broke it and said, ‘This is my body given for you.’ In the same way after supper he took the cup, saying, ‘This cup is the New Covenant of my blood. Do this whenever you drink it in remembrance of me.’

For whenever you eat this bread and drink this cup, you proclaim the Lord’s death until he comes again.

Take, eat, remember and believe that the body of our Lord Jesus Christ was given for a complete forgiveness of all of our sins. Take, drink, remember and believe that the blood of our Lord Jesus Christ was shed for a complete forgiveness of all of our sins.

I will come to each of you. If you would like communion, please take a piece of bread, dip the bread into the cup, and eat. (Illustrate this as you speak.)

The gifts of God for the people of God! (Go to each person, repeating invitation and directions.)


Psalm of Thanksgiving:

Psalm 103:1-3, KJV

***“Bless the Lord, O my soul;
and all that is within me,
bless his holy name. Bless
the Lord, O my soul, and
forget not all his benefits.***

Who forgiveth all thine iniquities, who healeth all thy diseases...”

If a worshiper does not have family permission to participate in communion, explain this to him or her. Conclude by saying “We are so glad you are here with us. May God bless you.”



Worship Through Song

We are saved through grace alone. It is amazing grace...how sweet the sound!

Amazing Grace

Amazing grace! How sweet the sound
That saved a wretch like me!
I once was lost, but now am found;
Was blind, but now I see.

Christ is our ever-present companion. Join me in singing “In the Garden.”

In the Garden

I come the garden alone, while the dew is still on the roses;
And the voice I hear falling on my ear
The Son of God discloses.

And he walks with me, and he talks with me
And he tells me I am His own;
And the joy we share as we tarry there,
None other has ever known.

We may have peace because we have a friend in Jesus.

What a Friend We Have in Jesus

What a friend we have in Jesus, all our sins and griefs to bear!
What a privilege to carry everything to God in prayer!
O, what peace we often forfeit, O what needless pain we bear,
All because we do not carry everything to God in prayer.

Closing Prayer

God promises to hear our prayers through Jesus Christ our Lord. What should we pray for this afternoon? (Gather prayer intentions and weave them into a corporate prayer, concluding with the *Lord's Prayer*.)

Closing Hymn


While singing, go to the worshipers, hold their hands, and look into their eyes.

No Never Alone

No never alone. No never alone.
He promised never to leave me, never to leave me alone.
No never alone. No never alone.
He promised never to leave me, never to leave me alone.

Benediction (Numbers 6:24-26)

The Lord bless you and keep you.
The Lord make his face to shine upon you and be gracious to you.
The Lord turn his face toward you and give you peace.
In the name of the Father, and of the Son, and of the Holy Spirit. Amen.



Invite worshipers to hold each other's hands while singing the doxology.

Doxology

Praise God, from whom all blessings flow;
Praise Him, all creatures here below;
Praise Him above, ye heavenly host;
Praise Father, Son, and Holy Ghost.

Invite worshipers to a time of refreshments following the service. Then go to each one and give a personal blessing.

Worship Service

(date)

Our last worship service followed the theme of:
God keeps his promises—all of the time

The scripture:
John 14:1-6—God’s promise to prepare a place for us in heaven

The worship topic:
God promises to give us grace

We sang the following songs:
He’s Got the Whole World in His Hands
Amazing Grace
In the Garden
What a Friend We Have in Jesus
No, Never Alone

Our worship leader talked about Jesus’ promise, which is recorded in John 14, that he will prepare a place for us in heaven, to show his love for us. Residents whose families gave permission participated in a service of communion that was a reminder of Jesus’ love and sacrifice.

The words for the songs and activities are listed on the sheet hanging below. Please take one and use the songs and ideas as you visit.

Worship Service

(date)

Theme: God keeps his promises—all of the time

Topic: God promises to give us grace

Songs:

He's Got the Whole World in His Hands

He's got the whole world in his hands,
He's got the whole world in his hands,
He's got the whole world in his hands,
He's got the whole world in his hands.

Amazing Grace

Amazing grace! How sweet the sound
That saved a wretch like me!
I once was lost, but now am found;
Was blind, but now I see.

In the Garden

I come to the garden alone,
while the dew is still on the roses;
And the voice I hear, falling on my ear,
The Son of God discloses.

And he walks with me, and he talks with me
And he tells me I am his own;
And the joy we share as we tarry there,
None other has ever known.

What a Friend We Have in Jesus

What a friend we have in Jesus, all our sins and griefs to bear!
What a privilege to carry everything to God in prayer!
Oh, what peace we often forfeit, Oh, what needless pain we bear,
All because we do not carry everything to God in prayer.

No Never Alone

No never alone. No never alone.
He promised never to leave me, never to leave me alone.
No never alone. No never alone.
He promised never to leave me, never to leave me alone.

Revisiting the Worship Theme and Topic

Many of the residents participated in the following two activities that referred to the theme and topic of the worship service.

Activity 1: We sang some of the songs above and talked about how God promises to prepare a place for us in heaven and about some of our communion experiences. We made a wine chalice and bread loaf poster with the caption “Communion: God feeds our bodies and our souls. Thanks be to God.”

Activity 2: Again, we sang some of the songs above and talked about Communion and God’s promise to prepare a place for us. We made another poster with grapes and bread.

We share this information so that visitors and staff will, in interaction with residents, be able to comment on our worship activities, rather than just asking questions, which often does not bring a meaningful response.



Re-encountering Activities

Theme: God keeps his promises—all of the time

Worship topic: God promises to give us grace

Scripture text: John 14:1-6



Activity 1

Activity purpose: To re-engage the residents in the theme and topic of the previous worship service by repeating the same songs and making a reminder poster of the sacrament of Holy Communion.

Materials

Sheets of white construction paper pre-printed with Module 4, Activity 1 master

Sheets of tan paper pre-printed with loaf or bread

Sheets of purple paper pre-printed with wine chalice

Scissors

Glue sticks

Activity Sequence and Procedures

Gather the group together and say: **Earlier this week, our worship leader led us in a communion service. The theme was “God keeps his promises—all of the time.” We talked about how God shows us the sacrifice he made for our sins through the Lord’s Supper and that he is now our advocate in heaven.**

Sing both of the following songs that were part of the worship service.

He’s Got the Whole World in His Hands

He’s got the whole world in his hands,

He’s got the whole world in his hands,

He’s got the whole world in his hands,

He’s got the whole world in his hands.

He’s got you and me sister (brother) in his hands...

He’s got (add two residents’ names each time) in his hands...

He’s got the itty bitty baby in his hands...

Amazing Grace

Amazing grace! How sweet the sound

That saved a wretch like me!

I once was lost, but now am found;

Was blind, but now I see.

We'll make a poster for our rooms today. The poster will remind us of the communion worship service we had earlier this week. This is what it will look like. (Hold up example.) **I have the white poster sheet for each of us. On the bottom it says: "Communion: God is with us. He feeds our bodies and our souls. Thanks be to God."**

It will be a reminder of God's love for us. John 3:16 says it for us too. "For God so loved the world that he gave his only begotten son, that whoever believes in him will not perish but have everlasting life."

Then we'll cut out a wine chalice and a loaf of bread and paste them on our poster. Then it will look like this. (Hold up example.)

Work with the residents, helping where needed with the cutting and pasting. Use this as an opportunity to talk with them about things they may remember about communion. Maybe tell them about your experiences. This is a good opportunity for interaction.

Finish the activity with two other songs that were sung at the worship service.

In the Garden

I come to the garden alone,
while the dew is still on the roses;
And the voice I hear, falling on my ear,
The Son of God discloses.

And he walks with me, and he talks with me
And he tells me I am his own;
And the joy we share as we tarry there,
None other has ever known.

No Never Alone

No never alone. No never alone.
He promised never to leave me, never to leave me alone.
No never alone. No never alone.
He promised never to leave me, never to leave me alone.

When the activity is finished, hang the posters in residents' rooms. They are personal statements by each resident and can be conversation pieces for staff and visitors.

Activity 2

Activity purpose: To re-engage the residents in the theme and topic of the previous worship service by repeating the same songs and again addressing the sacrificial gift of God's Son, as remembered in communion. This activity uses another poster, with painting or coloring.

Materials

12 x 18 sheets of 140# art paper
Water-based poster paint (red, blue, green, black, purple)
Inexpensive watercolor brushes
Small disposable plastic cups and plates to put paint in
A variety of pastel-colored sheets of construction paper, pre-printed with Module 4, Activity 2 master
(If desired, use crayons or colored pencils in place of paint.)

Activity Sequence and Procedures

Gather the group together and say: **At our last worship service we had communion and talked about how God keeps his promises all of the time. He gave his Son for our salvation. Let's sing some of the songs we sang last week.**

He's Got the Whole World in His Hands

He's got the whole world in his hands,
He's got the whole world in his hands,
He's got the whole world in his hands,
He's got the whole world in his hands.

He's got you and me sister (brother) in his hands...
He's got (add two residents' names each time) in his hands...
He's got the itty bitty baby in his hands...

Amazing Grace

Amazing grace! How sweet the sound
That saved a wretch like me!
I once was lost, but now am found;
Was blind, but now I see.

When we see grapes and bread, it reminds us about communion and the body and blood of Christ that was sacrificed for us. This is our poster sheet for today. (Hold up printed sheet of construction paper.) **We have paper with a bunch of grapes and a loaf of bread that we can paint.**

Here's a brush for everyone and some colors that you can use. This is the way I painted mine. (Show finished example.) **You can paint it however you would like to.**

As you assist those who need it, move around the group talking about communion—perhaps some of you will have memories from your churches, and you can share some of those memories.

Let's sing some of our songs again.

In the Garden


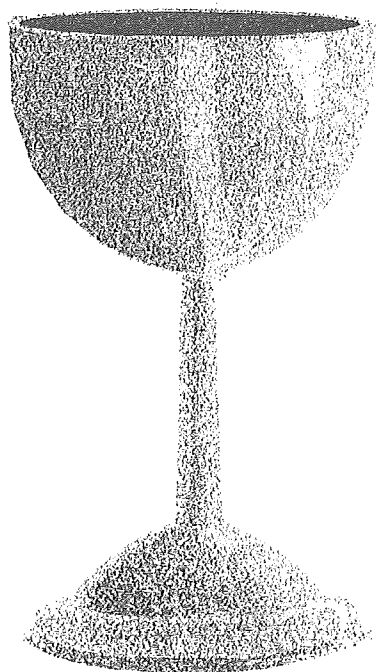
I come to the garden alone,
while the dew is still on the roses;
And the voice I hear, falling on my ear,
The Son of God discloses.

And he walks with me, and he talks with me
And he tells me I am his own;
And the joy we share as we tarry there,
None other has ever known.

No Never Alone

No never alone. No never alone.
He promised never to leave me, never to leave me alone.
No never alone. No never alone.
He promised never to leave me, never to leave me alone.


When the activity is finished, hang the posters in the residents' rooms. They are personal statements by the residents, and they can be conversation pieces for staff and visitors.



Communion

God feeds our bodies and our souls.

Thanks be to God!



Communion

**God is with us.
He feeds our bodies and our souls.
*Thanks be to God!***

God Promises...
...to Comfort Us

The Gathering

Appropriate music is being played in the background as members join the circle. Greet residents individually and quietly as they take their seats, listen to the music, and prepare for worship.

After all worshipers have been seated, begin. **Welcome, everyone. We are the family of God. Together we are going to have church.** (Speak slowly, use large gestures, and pause for recognition time. Put church prop on the piano.)

- Open gold “church box” and give cross and Bible to two nearby residents to hold.
- Sing and repeat a song of your choice while setting up the worship table.
- Take cloth from the church box and spread it on the table, using large gestures.
- Retrieve cross and Bible to place on the worship table. Hold items so all can see.
- Optional: add a vase of red flowers to the table.
- Speak these words: **God calls us to worship, and today we worship him as his church.**


God’s Greeting

God gives us this greeting: Grace to you and peace from God the Father, God the Son, and God the Holy Spirit. Amen.

Worship Through Song

Let us begin our worship of the Lord by singing. Look for a moment at your hands. (Pause and look at your own hands.) **Think for a moment of God’s hands. He’s got the whole world in his hands! Would you please sing that song with me?** (Use gestures for “whole world” and “in his hands.” After singing the first

verse, go around the semi-circle, singing the names of each person so all of the residents’ names are included in a verse. Add verses as appropriate to the group.)



As you become familiar with individual residents, comment on each pair of hands before singing the song. “These hands held babies.” “These hands used a typewriter,” etc.

He's Got the Whole World in His Hands

He's got the whole world in his hands,
He's got the whole world in his hands,
He's got the whole world in his hands,
He's got the whole world in his hands.

He's got you and me sister (brother) in his hands...
He's got (add two residents' names each time) in his hands...
He's got the itty bitty baby in his hands...

I'm grateful that God has the whole world in his hands. God is powerful. And God is holy. Please join me in singing "Holy, Holy, Holy."

Holy, Holy, Holy (sing twice)

Holy, Holy, Holy! Lord God Almighty!
Early in the morning our song shall rise to thee;
Holy, Holy, Holy! Merciful and mighty,
God in three Persons, blessed Trinity!

God promises to always be with us, no matter the storms of life. God is faithful. Please join me in singing of God's faithfulness.

Great Is Thy Faithfulness

Great is thy faithfulness, O God my Father;
There is no shadow of turning with thee;
Thou changest not, thy compassions they fail not;
As thou hast been, thou forever wilt be.

Great is thy faithfulness! Great is thy faithfulness!
Morning by morning new mercies I see.
All I have needed thy hand hath provided;
Great is thy faithfulness, Lord unto me!

Opening Prayer

Heavenly Father, thank you for bringing us together to worship you. As we hear your Word, may our hearts be strengthened. And may the words of our mouths and the meditations of our hearts be acceptable in your sight, O Lord, our Strength, and our Redeemer. Amen. (Psalm 19:14)

Visual Lesson

(Use a well-worn child's "blankie"; small stuffed animals to hand out are optional.)
God keeps his promises—all of the time. For example, he promises to never leave you or forsake you. God promises to be with you when you are afraid. God promises to love you forever. And God keeps his promises all of the time.

God also promises to comfort you. Can anyone guess what this is? (Bring out a child's well-worn security blanket.) It is a child's security blanket. It belongs to a girl named Mary. When Mary was a little girl, she needed this blanket with her at all times:

- **When she went to bed**
- **When she got hurt**
- **When she was with a baby sitter**
- **When she went to scary places, like the doctor**
- **When there was thunder and lightning**

Mary needed this blanket when she was a little girl. Now she is in college, and she doesn't even take her "blankie" with her!

This afternoon I also brought some stuffed animals with me. Stuffed animals, like security blankets, can give great comfort to children when they are afraid or sick. (Optional: I have one for each of you. Hand stuffed animals out.)

(Take one for yourself and hug.) **God knows that we all need some loving comfort and tender care in our lives. He sent his Son, Jesus, to save us. We draw comfort from this. Jesus spent much of his time comforting people and tending to their needs. For example, Jesus comforted Mary and Martha when their brother Lazarus died. In fact, Jesus cried tears with them.**

Scripture and Message

Later when Jesus told his disciples that he was physically leaving them to be with God the Father, his disciples were very worried. They were troubled and scared! Who would comfort them? Well, Jesus did. And with these words:

(Read directly from Bible—John 14:1-7, KJV)

"Let not your heart be troubled; ye believe in God, believe also in me. In my Father's house are many mansions: if it were not so, I would have told you. I go to prepare a place for you. And if I go and prepare a place for you, I will come again, and receive you unto myself; that where I am, there ye may be also. And whither I go ye know, and the way ye know. Thomas saith unto him, Lord, we know not whither thou goest; and how can we know the way? Jesus saith unto him, I am the way, the truth, and the life: no man cometh unto the Father, but by me. If ye had known me, ye should have known my Father also: and from henceforth ye know him, and have seen him."

Our Lord comforted his disciples. Our Lord also comforted King David who said...(Read Psalm 23, KJV from Bible. Cue worshipers to fill in familiar words.)

"The Lord is my shepherd; I shall not want. He maketh me to lie down in green _____ (cue: pastures); he leadeth me beside the still _____ (cue: waters). He restoreth my soul: he leadeth me in the paths of righteousness for

his name's sake. Yea, though I walk through the valley of the shadow of death, I will fear no evil: for thou art with me; thy rod and thy _____ (cue: staff) they comfort me. Thou preparest a table before me in the presence of mine enemies: Thou anointest my head with oil; my cup runneth over. Surely goodness and _____ (cue: mercy) shall follow me all the days of my life: and I will dwell in the house of the Lord forever."

The Lord is always with us. Always. To love us. To comfort us. He promised. And God keeps his promises—all of the time. That's the good news today. God promises to comfort us. And I am grateful. So was the Apostle Paul, who said...(read II Corinthians 1:3-4a, NIV)

"Praise be to the God and Father of our Lord Jesus Christ, the Father of compassion and the God of all comfort, who comforts us in all our troubles..."

Talking It Over

- I wonder if there is ever a time when you need comfort?
- I wonder if you can say with David, "The Lord is my Shepherd."

(Note: this last "wondering" invites worshipers to share their testimonies of faith.)

Hymns of Response

Christ is our ever-present comfort. Please join me in singing, "In Sweet Communion, Lord, with Thee." (Sing acapella.)

In Sweet Communion, Lord, With Thee

In sweet communion, Lord, with Thee
I constantly abide.
My hand thou holdest in Thine own
To keep me near thy side.


Jesus promises to stay at our side. Together we sing the lovely hymn, "In the Garden." (Sing with piano.)

In the Garden

I come the garden alone, while the dew is still on the roses;
And the voice I hear falling on my ear
The Son of God discloses.

And he walks with me, and he talks with me
And he tells me I am His own;
And the joy we share as we tarry there,
None other has ever known.

Have one leader play the piano and have the other sing with the worshipers to guide them.



As our friend, Jesus hears our prayers. Let's sing "What a Friend We Have in Jesus."

What a Friend We Have in Jesus

What a friend we have in Jesus, all our sins and griefs to bear!
What a privilege to carry everything to God in prayer!
O, what peace we often forfeit, O what needless pain we bear,
All because we do not carry everything to God in prayer.

Closing Prayer

God promises to comfort us. And, he promises to hear our prayers through Jesus Christ our Lord. What should we pray for this afternoon? What are your intentions? (Gather prayer requests and weave them into a corporate prayer, concluding with the *Lord's Prayer*.)

Closing Hymn

While singing, go to the worshipers, hold their hands, and look into their eyes.

No Never Alone

No never alone. No never alone.
He promised never to leave me, never to leave me alone.
No never alone. No never alone.
He promised never to leave me, never to leave me alone.

Benediction (Numbers 6:24-26)

The Lord bless you and keep you.
The Lord make his face to shine upon you and be gracious to you.
The Lord turn his face toward you and give you peace.
In the name of the Father, and of the Son, and of the Holy Spirit. Amen.

Doxology

Invite worshipers to hold hands while singing.

Praise God, from whom all blessings flow;
Praise Him, all creatures here below;
Praise Him above, ye heavenly host;
Praise Father, Son, and Holy Ghost.

Invite worshipers to a time of refreshments following the service. Then go to each one and give a personal blessing.

Worship Service

(date)

Our last worship service followed the theme of:
God keeps his promises—all of the time

The scripture:
Psalm 23, John 14, and 2 Corinthians 1:3-4a

The worship topic:
God promises to comfort us

We sang the following songs:
He's Got the Whole World in His Hands
Holy, Holy, Holy
Great is Thy Faithfulness
No, Never Alone
In Sweet Communion, Lord, With Thee

Our worship leader used John 14 to show how God promises to comfort and care for us by preparing a place for us in heaven.

The words for the songs and the activities are listed on the sheet hanging below. Please take one and use the songs and ideas as you visit.

Worship Service

_____ (date)

Theme: God keeps his promises—all of the time

Topic: God promises to comfort us

Songs:

He's Got the Whole World in His Hands

He's got the whole world in his hands,
He's got the whole world in his hands,
He's got the whole world in his hands,
He's got the whole world in his hands.

Holy, Holy, Holy

Holy, Holy, Holy! Lord God Almighty!
Early in the morning our song shall rise to thee;
Holy, Holy, Holy! Merciful and mighty,
God in three Persons, blessed Trinity!

Great Is Thy Faithfulness

Great is thy faithfulness, O God my Father;
There is no shadow of turning with thee;
Thou changest not, thy compassions they fail not;
As thou hast been, thou forever wilt be.

Great is thy faithfulness! Great is thy faithfulness!
Morning by morning new mercies I see.
All I have needed thy hand hath provided;
Great is thy faithfulness, Lord unto me!

No Never Alone

No never alone. No never alone.
He promised never to leave me, never to leave me alone.
No never alone. No never alone.
He promised never to leave me, never to leave me alone.

Revisiting the Worship Theme and Topic

Many of the residents participated in the following two activities that referred to the theme and topic of the worship service.

Activity 1: We sang some of the songs above and talked about how God cares for us by preparing a place in heaven. We made a poster with things that we cared for in years past.

Activity 2: Again, we sang some of the songs above and talked about God's comfort and care for us. We made a poster of Jesus ascending into heaven to prepare a place for us.

We share this information so visitors and staff will, in interaction with residents, be able to comment on our worship activities, rather than just questioning, which often does not bring a meaningful response.



Re-encountering Activities

Theme: God keeps his promises—all of the time

Worship topic: God promises to comfort us

Scripture: John 14, Psalm 23, 2 Corinthians 1:3-4a



Activity 1

Activity purpose: To re-engage the residents in the theme and topic of the previous worship service by repeating the same songs and personalizing Jesus' caring and protection.

Materials:

8 ½ x 11 poster sheets pre-printed with Module 5, Activity 1 master

Pencils

Glue sticks

Sets of water-based felt-tip markers in a variety of colors

Activity Sequence and Procedures

Gather the group together.

At our last worship service, our worship leader talked about the theme “God keeps his promises—all of the time.” We talked about God’s promise to care for us. The leader told a story about being little and afraid, and using a security blanket to snuggle.

Let’s sing some of the songs we sang at our worship service.

He’s Got the Whole World in His Hands

He’s got the whole world in his hands,
He’s got the whole world in his hands,
He’s got the whole world in his hands,
He’s got the whole world in his hands.

He’s got you and me sister (brother) in his hands...

He’s got (add two residents’ names each time) in his hands...

He’s got the itty bitty baby in his hands...

Great Is Thy Faithfulness

Great is thy faithfulness, O God my Father;
There is no shadow of turning with thee;
Thou changest not, thy compassions they fail not;
As thou hast been, thou forever wilt be.

Great is thy faithfulness! Great is thy faithfulness!
Morning by morning new mercies I see.
All I have needed thy hand hath provided;
Great is thy faithfulness, Lord unto me!

Let's talk about how we used to care for things and kept them safe. (Use illustrations and questions to get the residents to list things that they really liked, cared for, and protected. For example, car, house, animals, people, spouses, children, friends, garden, etc. Give time for responses.)

Those are all wonderful ideas. Here's a sheet of paper for each of us. See the label at the bottom? It says "Things and people I love and care for." Draw pictures of some of the things that were in your life. Here are markers to give your drawing some color. You can write the name under the picture, or I will for you.

Interact with the residents as you work together.

Let's close our activity by singing one more song together.

No Never Alone

No never alone. No never alone.

He promised never to leave me, never to leave me alone.

No never alone. No never alone.

He promised never to leave me, never to leave me alone.

Activity 2

Activity purpose: To re-engage the residents in the theme and topic of the previous worship service by repeating the same songs and again addressing the idea of how God cares for us and protects us, and how God is preparing a house for us in heaven. Activity 1 addressed these ideas from the perspective of things that we cared for. Activity 2 extends the theme to God's care for us in heaven.

Materials

White construction paper pre-printed with the Module 5, Activity 2 master

A variety of crayons and/or felt-tip markers

Activity Sequence and Procedures

Gather the group together. **At our last worship service, our worship leader talked about the theme "God keeps his promises—all of the time." We talked about how God promises to care for us. Our leader talked about caring for things as a little child, and about how Jesus cares for us and that he went to heaven to prepare a place for us.**

Let's sing some of the songs from our service.

He's Got the Whole World in His Hands

He's got the whole world in his hands,
He's got the whole world in his hands,
He's got the whole world in his hands,
He's got the whole world in his hands.

He's got you and me sister (brother) in his hands...
He's got (add two residents' names each time) in his hands...
He's got the itty bitty baby in his hands...

Great Is Thy Faithfulness

Great is thy faithfulness, O God my Father;
There is no shadow of turning with thee;
Thou changest not, thy compassions they fail not;
As thou hast been, thou forever wilt be.

Today we're going to make posters for our rooms that remind us of Jesus' great care for us. It is a picture of Jesus rising to heaven after his resurrection. This is the one that I made. (Show finished example.) **You may use the colors to make yours look like this, or do it another way.**

As the residents color their posters, talk with each one individually. Encourage, discuss, and share ideas. End the activity by singing more familiar songs.

Holy, Holy, Holy


Holy, Holy, Holy! Lord God Almighty!
Early in the morning our song shall rise to thee;
Holy, Holy, Holy! Merciful and mighty,
God in three Persons, blessed Trinity!

No Never Alone

No never alone. No never alone.
He promised never to leave me, never to leave me alone.
No never alone. No never alone.
He promised never to leave me, never to leave me alone.

After the activity, display posters in the residents' rooms. They are personal statements by the residents, and they can be conversation pieces for staff and visitors.

**Things and people I
love and care for**



Jesus has gone to heaven to prepare a place for you.



The Gathering

Appropriate music is being played in the background as members join the circle. Greet residents individually and quietly as they take their seats, listen to the music, and prepare for worship.

After all worshipers have been seated, begin. **Welcome, everyone. We are the family of God. Together we are going to have church.** (Speak slowly, use large gestures, and pause for recognition time. Put church prop on the piano.)

- Open gold “church box” and give cross and Bible to two nearby residents to hold.
- Sing and repeat a song of your choice while setting up the worship table.
- Take cloth from the church box and spread it on the table, using large gestures.
- Retrieve cross and Bible to place on the worship table. Hold items so all can see.
- Optional: add a vase of red flowers to the table.
- Speak these words: **God calls us to worship, and today we worship him as his church.**

God's Greeting

God gives us this greeting: Grace to you and peace from God the Father, God the Son, and God the Holy Spirit. Amen.

Worship Through Song

Let us begin our worship of the Lord by singing. Look for a moment at your hands. (Pause and look at your own hands.) **Think for a moment of God's hands. He's got the whole world in his hands! Would you please sing that song with me?** (Use gestures for “whole world” and “in his hands.” After singing the first verse, go around the semi-circle, singing the names of each person so all of the residents' names are included in a verse. Add verses as appropriate to the group.)

He's Got the Whole World in His Hands

He's got the whole world in his hands,
He's got the whole world in his hands,
He's got the whole world in his hands,
He's got the whole world in his hands.

He's got you and me sister (brother) in his hands...
He's got (add two residents' names each time) in his hands...
He's got the itty bitty baby in his hands...

I'm grateful that God has the whole world in his hands. God is powerful. And God is holy. Please join me in singing "Holy, Holy, Holy."

Holy, Holy, Holy (sing twice)

Holy, Holy, Holy! Lord God Almighty!
Early in the morning our song shall rise to thee;
Holy, Holy, Holy! Merciful and mighty,
God in three Persons, blessed Trinity!


Opening Prayer

Heavenly Father, we come with joy to worship you. For you are great. And you are holy. Now may the words of our mouths and the meditations of our hearts be acceptable to you, O Lord, our Strength, and our Redeemer. Amen. (Psalm 19:14)

Scripture and Message

God keeps his promises—all of the time. For example, he promises never to leave you or forsake you. God promises to be with you when you are afraid. God promises to love you forever. And God keeps his promises—all of the time.

Each week brings residents a simple message with a repetitive theme that they can easily follow.



God also promises to forgive you. This promise is illustrated in the well-known Bible story about the Prodigal Son. Jesus told this story in Luke 15. (Read the story directly from Bible - Luke 15:11-32, NIV.)


"There was a man who had two sons. The younger one said to his father, 'Father, give me my share of the estate.' So he divided his property between them.

Not long after that, the younger son got together all he had, set off for a distant country, and there squandered his wealth in wild living."

- I wonder what the young man squandered his money on.
(Pause for response.)

“After he had spent everything, there was a severe famine in that whole country, and he began to be in need. So he went and hired himself out to a citizen of that country, who sent him to his fields to feed the pigs. The young man longed to fill his stomach with the pods (food) the pigs were eating, but no one gave him anything.”

- The pigs had food, but the young man was starving. I wonder what he was feeling. (Pause for response.)



“I wonder” statements are preferred to “do you remember?” questions because residents can become discouraged if they can’t remember the “correct” answer.

“When he came to his senses, he said, ‘How many of my father’s hired men have food to spare, and here I am starving to death! I will set out and go back to my father and say to him: Father, I have sinned against heaven and against

you. I am no longer worthy to be called your son; make me like one of your hired men.’ So he got up and went to his father.”

- I wonder if the young man was afraid of his father.
- I wonder if he thought his father would forgive him.

“But while he was still a long way off, his father saw him and was filled with compassion for him; he ran to his son, threw his arms around him, and kissed him. (Use gestures to illustrate.)

The son said to him, ‘Father, I have sinned against heaven and against you. I am no longer worthy to be called your son.’

But the father said to his servant, ‘Quick! Bring the best robe and put it on him. Put a ring on his finger and sandals on his feet. Bring the fattened calf and kill it. Let’s have a feast and celebrate. For this son of mine was dead and is alive again; he was lost and is found.’ So they began to celebrate.”

- I wonder who was happier—the son or the father?
- But someone wasn’t happy...

“The older brother became angry and refused to go in. So his father went out and pleaded with him. But he answered his father, ‘Look! All these years I’ve been slaving for you and never disobeyed your orders. Yet you never gave me even a young goat so I could celebrate with my friends. But when this son of yours who has squandered your property with prostitutes comes home, you kill the fattened calf for him.’

‘My son,’ the father said, ‘you are always with me, and everything I have is yours. But we had to celebrate and be glad, because this brother of yours was dead and is alive again; he was lost and is found.’

Like the father in Jesus’ story, God is eager to forgive us. He opens his arms (use gestures to illustrate) to us and is filled with compassion. (Go around the circle and say the following to each worshiper:)

Jesus says, I forgive you _____ (resident name).

God promises to forgive us through Jesus Christ our Lord. And God keeps his promises—all of the time. That’s the good news today!

Reflection Time

- **What did you think of the story of the Prodigal Son?**
- **I wonder if we all need forgiveness from God.**

Prayer (Adapted from Psalms 51 and 19)

Let us go to God with repentant hearts.

Have mercy on me, O God, according to your unfailing love; according to your great compassion, blot out my transgression. Wash away all of my iniquity and cleanse me from my sin. Cleanse me with hyssop, and I will be clean; wash me, and I will be whiter than snow. Create in me a pure heart, O God, and renew a steadfast spirit within me. Amen.

Hymn of Response

We are forgiven through God’s amazing grace. Please join me in singing “Amazing Grace.”

Amazing Grace


Amazing grace! How sweet the sound
That saved a wretch like me!
I once was lost, but now am found;
Was blind, but now I see.

Closing Prayer

Amazing grace! God forgives us through Jesus Christ. What should we pray for this afternoon? What are your intentions? God promises to hear our prayers. (Give time for response. Then weave responses into a corporate prayer, concluding with the Lord’s Prayer.)

Closing Hymn

While singing, go to the worshipers, hold their hands, and look into their eyes.



Repetition of particular elements in each worship service is essential for persons with dementia.

No Never Alone

No never alone. No never alone.
He promised never to leave me,
never to leave me alone.
No never alone. No never alone.
He promised never to leave me,
never to leave me alone.

Benediction (Numbers 6:24-26)

The Lord bless you and keep you.

The Lord make his face to shine upon you and be gracious to you.

The Lord turn his face toward you and give you peace.

In the name of the Father, and of the Son, and of the Holy Spirit. Amen.

Doxology

Invite worshipers to hold hands while singing.

Praise God, from whom all blessings flow;

Praise Him, all creatures here below;

Praise Him above, ye heavenly host;

Praise Father, Son, and Holy Ghost.

Invite worshipers to a time of refreshments following the service. Then go to each one and give a personal blessing.

Worship Service

(date)

Our service followed the theme of:
God keeps his promises—all of the time

The scripture:
John 15:11-32—the story of the Prodigal Son

The worship topic:
God promises to forgive us

We sang the following songs:
He's Got the Whole World in His Hands
Holy, Holy, Holy
Amazing Grace
No, Never Alone
The Doxology

Our worship leader used the parable of the Prodigal Son to illustrate how God forgives those who come to him.

The words for the songs and activities are listed on the sheet hanging below. Please take one and use the songs and ideas as you visit.

Worship Service

(date)

Theme: God keeps his promises—all of the time

Topic: He promises to forgive us

Songs:

He's Got the Whole World in His Hands

He's got the whole world in his hands,
He's got the whole world in his hands,
He's got the whole world in his hands,
He's got the whole world in his hands.

He's got you and me sister (brother) in his hands...
He's got (add two residents' names each time) in his hands...
He's got the itty bitty baby in his hands...

Holy, Holy, Holy

Holy, Holy, Holy! Lord God Almighty!
Early in the morning our song shall rise to thee;
Holy, Holy, Holy! Merciful and mighty,
God in three Persons, blessed Trinity!

Amazing Grace

Amazing grace! How sweet the sound
That saved a wretch like me!
I once was lost, but now am found;
Was blind, but now I see.

No Never Alone

No never alone. No never alone.
He promised never to leave me, never to leave me alone.
No never alone. No never alone.
He promised never to leave me, never to leave me alone.

Revisiting the Worship Theme and Topic

Many of the residents participated in the following two activities that referred to the theme and topic of the worship service.

Activity 1: We sang some of the songs above and discussed the story of the Prodigal Son—how he left, then came back to his father and asked for forgiveness. To remind us of this parable, we made posters for our rooms with a picture of the Prodigal Son and the words “The Prodigal Son is forgiven by his father.”

Activity 2: Again, we sang some of the songs above and talked about God’s forgiveness when we come to him. We made a poster on which we painted a white robe to remind us how God washes away our sins.

We share this information so visitors and staff will, in interaction with residents, be able to comment on our worship activities, rather than just questioning, which often does not bring a meaningful response.



Re-encountering Activities

Theme: God keeps his promises—all of the time

Worship topic: God promises to forgive us

Scripture: Luke 15:11-32



Activity 1

Activity purpose: To re-engage the residents in the theme and topic of the previous worship service by repeating the same songs and making a reminder poster of the homecoming of the Prodigal Son.

Materials

Sheets of pastel-colored construction paper, pre-printed with Module 6, Activity 1a master

Sheets of red construction paper, pre-printed with Module 6, Activity 1b master

Scissors

Glue sticks

Activity Sequence and Procedures

Gather the group together. **Earlier this week, Pastor (name) led us in our worship service. The theme was “God keeps his promises—all of the time.” We heard the story of the Prodigal Son and talked about how the son was forgiven by his father.**

Let’s sing some of the songs that were part of the worship service.

He’s Got the Whole World in His Hands

He’s got the whole world in his hands,
He’s got the whole world in his hands,
He’s got the whole world in his hands,
He’s got the whole world in his hands.

He’s got you and me sister (brother) in his hands...
He’s got (add two residents’ names each time) in his hands...
He’s got the itty bitty baby in his hands...

Amazing Grace

Amazing grace! How sweet the sound
That saved a wretch like me!
I once was lost, but now am found;
Was blind, but now I see.

We'll make a poster for our rooms today. The poster will remind us about how the Prodigal Son came back to his father and was forgiven. We'll paste the words "The Prodigal Son is forgiven" on the bottom. This is what it will look like. (Hold up sheet of construction paper.) **I have the poster sheet for each of us and here are the words to cut out and paste in the spaces on the bottom of the poster. Then it will look like this.** (Show finished poster.)

Work with the residents, helping where needed with the cutting and pasting. Use this as an opportunity to talk with them about forgiveness, and maybe tell a story about something you did as a youngster for which you were forgiven by a parent or friend. This may prompt some of them to tell their own stories. This is a good opportunity for interaction.

Now let's sing one more song from our service.

No Never Alone

No never alone. No never alone.

He promised never to leave me, never to leave me alone.

No never alone. No never alone.

He promised never to leave me, never to leave me alone.

Activity 2

Activity purpose: To re-engage the residents in the theme and topic of the previous worship service by repeating the same songs and again addressing the theme of forgiveness. This activity uses another poster, which residents will paint.

Materials

Sheets of pastel-colored construction paper, pre-printed with Module 6, Activity 2 master
(options for men and women)

Water-based white poster paint

Inexpensive watercolor brushes

Small plastic disposable cups to hold paint

Activity Sequence and Procedures

Gather the group together. **In our last worship service we talked about how God keeps his promises all of the time. He gave his Son for our salvation. Let's sing some of the songs from our worship service.**

He's Got the Whole World in His Hands

He's got the whole world in his hands,

He's got the whole world in his hands,

He's got the whole world in his hands,

He's got the whole world in his hands.

He's got you and me sister (brother) in his hands...
He's got (add two residents' names each time) in his hands...
He's got the itty bitty baby in his hands...

Amazing Grace

Amazing grace! How sweet the sound
That saved a wretch like me!
I once was lost, but now am found;
Was blind, but now I see.

At our last activity time, we made a poster of the father greeting and forgiving his prodigal son. Today I have a poster with a picture of a person and the words "God forgives: He washes our sins away." It looks like this. (Hold up paper.) **Today we'll make this person as white as snow by painting a white robe on the person. He is forgiven. She is white as snow.** (Hold up examples of both activity sheets.)

Distribute construction paper, and allow residents to choose a color. Distribute the white paint and brushes. Use this opportunity to talk about God's grace and forgiveness. Close by singing.

No Never Alone

No never alone. No never alone.
He promised never to leave me, never to leave me alone.
No never alone. No never alone.
He promised never to leave me, never to leave me alone.

When the activity is finished, hang the posters in the residents' rooms. They are personal statements by the residents, and they can be conversation pieces for staff and visitors.



THE

PRODIGAL SON

IS FORGIVEN

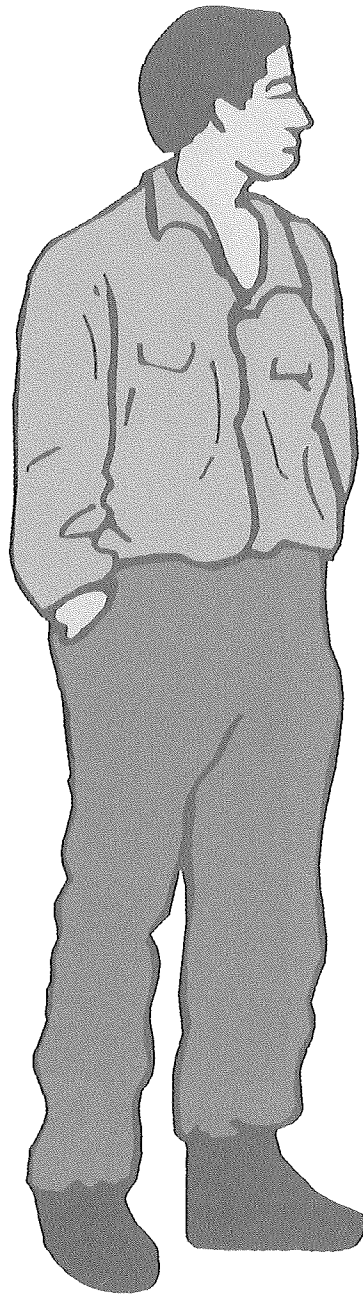
THE

PRODIGAL SON

IS FORGIVEN

**G
O
D

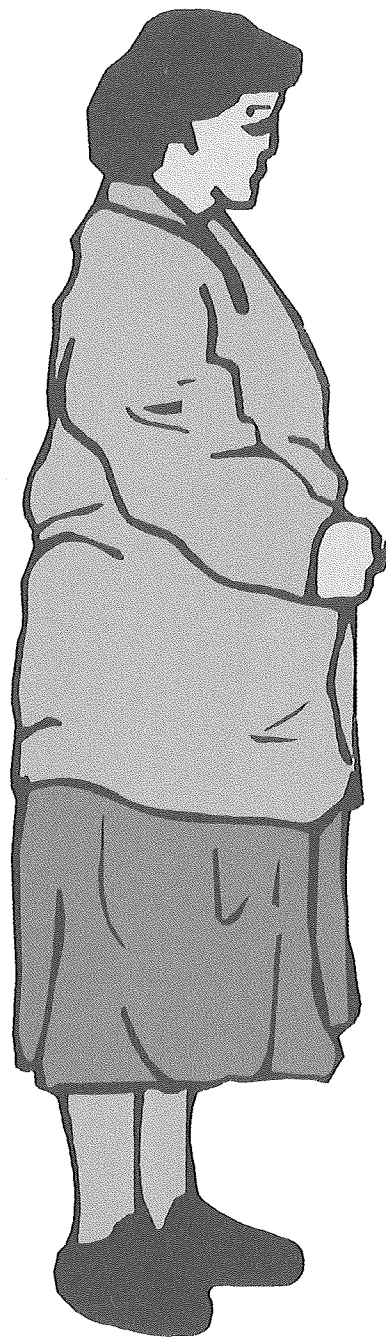
F
O
R
G
I
V
E
S**



**HE WASHES OUR
SINS AWAY**

**G
O
D

F
O
R
G
I
V
E
S**



**HE WASHES OUR
SINS AWAY**

Module 7: I Samuel 1:1-20

**The Gathering**

Appropriate music is being played in the background as members join the circle. Greet residents individually and quietly as they take their seats, listen to the music, and prepare for worship.

After all worshipers have been seated, begin. **Welcome, everyone. We are the family of God. Together we are going to have church.** (Speak slowly, use large gestures, and pause for recognition time. Put church prop on the piano.

- Open gold “church box” and give cross and Bible to two nearby residents to hold.
- Sing and repeat a song of your choice while setting up the worship table.
- Take cloth from the church box and spread it on the table, using large gestures.
- Retrieve cross and Bible to place on the worship table. Hold items so all can see.
- Optional: add a vase of red flowers to the table.
- Speak these words: **God calls us to worship, and today we worship him as his church.**

God's Greeting

God gives us this greeting: Grace to you and peace from God the Father, God the Son, and God the Holy Spirit. Amen.

Worship Through Song

Let us begin our worship of the Lord by singing. Look for a moment at your hands. (Pause and look at your own hands.) **Think for a moment of God's hands. He's got the whole world in his hands! Would you please sing that song with me?** (Use gestures for “whole world” and “in his hands.” After singing the first verse, go around the semi-circle, singing the names of each person so all of the residents' names are included in a verse.)

He's Got the Whole World in His Hands

He's got the whole world in his hands,
 He's got the whole world in his hands,
 He's got the whole world in his hands,
 He's got the whole world in his hands.

He's got you and me sister (brother) in his hands...
He's got (add two residents' names each time) in his hands...
He's got the itty bitty baby in his hands...

I'm grateful that God has the whole world in his hands. God is powerful. And God is holy. Please join me in singing "Holy, Holy, Holy."

Holy, Holy, Holy (sing twice)
Holy, Holy, Holy! Lord God Almighty!
Early in the morning our song shall rise to thee;
Holy, Holy, Holy! Merciful and mighty,
God in three Persons, blessed Trinity!

Opening Prayer

Heavenly Father, we come with joy to worship you. For you are great. And you are holy. Now may the words of our mouths and the meditations of our hearts be acceptable to you, O Lord, our Strength, and our Redeemer. Amen. (Psalm 19:14)

Scripture and Message

God keeps his promises all of the time. For example, he promises to never leave you or forsake you. God promises to be with you when you are afraid. God promises to love you forever. And God keeps his promises—all of the time.

God also promises to hear your prayers. This promise is illustrated in the Bible story that's in chapter 1 of I Samuel. It tells the story of God answering Hannah's prayer for a child.

In our story, we first meet Elkanah. He is a very religious man, and he faithfully worships the Lord. Elkanah has two wives. The one wife, Hannah, he loves very much. But Hannah is unable to bear children. This grieves both Elkanah and Hannah. Elkanah's second wife, Peninnah, has children. And Peninnah gloats over this fact.

"Ha!" she would tease Hannah. "I've got children, and you can't have any! Ha ha!" This went on for years and years. Peninnah's teasing grew worse. Because of it, Hannah couldn't eat. She could only cry. With her heart heavy with grief and her eyes red from crying, Hannah turned to God.

The temple priest Eli heard Hannah pour out her soul to God. "God, if you would only give me a son, I will give him back to you," cried Hannah.

(Read I Samuel 1:12-18, NIV, directly from Bible.)

"As she kept on praying to the Lord, Eli observed her mouth. Hannah was praying in her heart, and her lips were moving but her voice was not heard. Eli

thought she was drunk and said to her, 'How long will you keep on getting drunk? Get rid of your wine.'


'Not so, my lord,' Hannah replied. 'I am a woman who is deeply troubled. I have not been drinking wine or beer; I was pouring out my soul to the Lord. Do not take your servant for a wicked woman; I have been praying here out of my great anguish and grief.'

Eli answered, 'Go in peace, and may the God of Israel grant you what you have asked of him.'

She said, 'May your servant find favor in your eyes.' Then she went on her way and ate something, and her face was no longer downcast."

God heard Hannah's prayer. Hannah and her husband had a son. She named their baby boy Samuel, saying, "Because I asked the Lord for him."

All worship modules use either the NIV or King James scripture translation, so that all passages are familiar to the worshippers.



God heard and answered Hannah's prayer for a child. God promises to hear our prayers too, through Jesus Christ our Lord. And

that's the good news today. God promises to hear our prayers through Jesus Christ. And God keeps his promises—all of the time.

Reflection Time

- I wonder how Hannah felt when the other wife teased her about not having a child.
- I wonder if Hannah thought God would even hear her prayer.
- I wonder what Hannah said to God when she found out that she was going to have a baby.

Hymn of Response


God heard Hannah's prayer, and he promises to hear our prayers too. "What a friend we have in Jesus, all our sins and griefs to bear. What a privilege to carry everything to God in _____." (Cue to fill in the word "prayer.") Please sing that hymn with me.

What a Friend We Have in Jesus

What a friend we have in Jesus, all our sins and griefs to bear!
 What a privilege to carry everything to God in prayer!
 O, what peace we often forfeit, O what needless pain we bear,
 All because we do not carry everything to God in prayer.

Prayer

What should we pray for this afternoon? What are your intentions? (Pause. Then take out pictures showing nature, children, food, sadness, poverty, illness,



As residents become more comfortable offering prayer requests, prayers will likely move from an inward focus to an outward focus.

etc. Engage the worshipers with these pictures.) **What should we pray for?** (Hold a picture for all to see. Weave responses into a corporate prayer, concluding with the *Lord's Prayer*.)

Closing Hymns

God is great. And he promises to hear our prayers through Jesus Christ our Lord. Please join me in singing "How Great Thou Art."

How Great Thou Art

O Lord my God! When I in awesome wonder
Consider all the works thy hands have made,
I see the stars, I hear the rolling thunder,
Thy power throughout the universe displayed.

Then sings my soul, my Savior God, to thee;
How great Thou art, how great Thou art!
Then sings my soul, my Savior God, to thee;
How great Thou art, how great Thou art!

(During the next song, hold the worshipers' hands, and look into their eyes.)

No Never Alone

No never alone. No never alone.
He promised never to leave me, never to leave me alone.
No never alone. No never alone.
He promised never to leave me, never to leave me alone.

Benediction (Numbers 6:24-26)

The Lord bless you and keep you.
The Lord make his face to shine upon you and be gracious to you.
The Lord turn his face toward you and give you peace.
In the name of the Father, and of the Son, and of the Holy Spirit. Amen.

Doxology

Praise God, from whom all blessings flow;
Praise Him, all creatures here below;
Praise Him above, ye heavenly host;
Praise Father, Son, and Holy Ghost.

Invite worshipers to a time of refreshments following the service. Then go to each one and give a personal blessing.

Worship Service

(date)

Our last worship service followed the theme of:
God keeps his promises—all of the time

The scripture:

I Samuel 1—the story of Hannah and the birth of Samuel

The worship topic:

God promises to hear our prayers

We sang the following songs:

He's Got the Whole World in His Hands

What a Friend We Have in Jesus

How Great Thou Art

No Never Alone

Our worship leader used the story of Samuel's birth to show how God hears and answers prayers.

The words for the songs and the activities are listed on the sheet hanging below. Please take one and use the songs and ideas as you visit with your loved one.

Worship Service

(date)

Theme: God keeps his promises—all of the time

Topic: God promises to hear our prayers

Scripture: I Samuel 1—the story of Hannah and the birth of Samuel

Songs:

He's Got the Whole World in His Hands

He's got the whole world in his hands,
He's got the whole world in his hands,
He's got the whole world in his hands,
He's got the whole world in his hands.

What a Friend We Have in Jesus

What a friend we have in Jesus, all our sins and griefs to bear!
What a privilege to carry everything to God in prayer!
Oh, what peace we often forfeit, Oh, what needless pain we bear,
All because we do not carry everything to God in prayer.

How Great Thou Art

O Lord my God! When I in awesome wonder
Consider all the works thy hands have made,
I see the stars, I hear the rolling thunder,
Thy power throughout the universe displayed.

Then sings my soul, my Savior God, to thee;
How great Thou art, how great Thou art!
Then sings my soul, my Savior God, to thee;
How great Thou art, how great Thou art!

No Never Alone

No never alone. No never alone.
He promised never to leave me, never to leave me alone.
No never alone. No never alone.
He promised never to leave me, never to leave me alone.

Revisiting the Worship Theme and Topic

Many of the residents participated in the following two activities that referred to the theme and topic of the worship service.

Activity 1: We sang some of the songs above and talked about how God answered Hannah's prayer for a baby. To remind us of God's promise to hear our prayers, we made a song lantern to hang in our rooms. It had the words of the song "What a Friend We Have in Jesus" printed on it.

Activity 2: Again, we sang some of the songs above and talked about how God answered Hannah's prayer was answered. We made a small booklet with the words of many prayer songs in it.

We share this information so visitors and staff will, in interaction with residents, be able to comment on our worship activities, rather than just questioning, which often does not bring a meaningful response.



Re-encountering Activities

Theme: God keeps his promises—all of the time

Worship topic: God promises to hear our prayers

Scripture: I Samuel 1—the story of Hannah and the birth of Samuel

Purpose of activities: To re-engage the residents in the theme and topic of the previous worship service by repeating the same songs and reminding them that Jesus has compassion for all of his children, and that he hears their prayers.

Activity 1

Materials

Colored paper pre-printed with Module 7, Activity 1 master

Scissors

12-inch pieces of ribbon, yarn, or strips of paper

Staplers

Activity Sequence and Procedures

Gather the group together and begin by singing:

He's Got the Whole World in His Hands

He's got the whole world in his hands,

He's got the whole world in his hands,

He's got the whole world in his hands,

He's got the whole world in his hands.

He's got you and me sister (brother) in his hands...

He's got (add two residents' names each time) in his hands...

He's got the itty bitty baby in his hands...

What a Friend We Have in Jesus

What a friend we have in Jesus, all our sins and griefs to bear!

What a privilege to carry everything to God in prayer!

Oh, what peace we often forfeit, Oh, what needless pain we bear,

All because we do not carry everything to God in prayer.

At our last worship service, we heard the story from I Samuel 1 of Hannah praying for a child. God heard Hannah's prayer. Hannah and her husband Elkanah had a son. She named their baby boy Samuel. God promises to hear our prayers too, through Jesus Christ our Lord.

Here is proof again that God keeps his promises—all of the time. One of his promises is to hear and answer our prayers.

Today we'll each make a hanging song lantern. The lantern will remind us that God is a wonderful friend who wants to hear about our pains and grief. He wants us to bring all of our burdens to him every day. This is a song lantern that I have made. (Show sample.) It has the words to the song "What a Friend We Have in Jesus" written on the strips of the lantern.

(Hand out Module 7, Activity 1 sheets.) In front of you is a sheet of paper with the words of the song separated by dashed lines. The first thing we will do is fold our paper in half from the top to the bottom so that we see only half of each line. Like this. (Demonstrate.) Now take your scissors and, starting in the middle, cut the dashed line until it stops. Do the same for all of the dashed lines. (Assist where needed.)

Now we will lay the paper on the table with the words facing down. Hold the top and bottom together, and staple the ends on each corner, overlapping the edges. When you set it on the table, you will see that it looks like a lantern, except that it needs a handle. Take the strip of paper (or ribbon or yarn) and staple it to the top of the lantern and then on the other side of the top like this. (Demonstrate, and help as necessary.)

When you show your lantern to your family and friends, share with them what a good friend Jesus is to you, and how you can go to him with all of your problems and joys. Sing the song with them.

Let's sing some of the songs that we sung at our worship service. They remind us of God's promises and that he keeps them all of the time.

How Great Thou Art

O Lord my God! When I in awesome wonder
Consider all the works thy hands have made,
I see the stars, I hear the rolling thunder,
Thy power throughout the universe displayed.

Then sings my soul, my Savior God, to thee;
How great Thou art, how great Thou art!
Then sings my soul, my Savior God, to thee;
How great Thou art, how great Thou art!

No Never Alone

No never alone. No never alone.
He promised never to leave me, never to leave me alone.
No never alone. No never alone.
He promised never to leave me, never to leave me alone.

When you finish, hang the lanterns in the residents' rooms. They will be referred to in the visitor/staff handout.

Activity 2

Materials

Copies of Module 7, Activity 2a and 2b masters, cut in half
Sheets of dark-colored construction paper cut in half (for book covers)
Staplers
Pencils, crayons, or markers (optional)

Activity Sequence and Procedures

Gather the group together and begin by singing:

He's Got the Whole World in His Hands

He's got the whole world in his hands,
He's got the whole world in his hands,
He's got the whole world in his hands,
He's got the whole world in his hands.

He's got you and me sister (brother) in his hands...
He's got (add two residents' names each time) in his hands...
He's got the itty bitty baby in his hands...

At our last worship service we heard the story from I Samuel 1 of Hannah praying for a child. God heard Hannah's prayer. Hannah and her husband Elkanah had a son. She named their baby boy Samuel. God promises to hear our prayers too, through Jesus Christ our Lord. Here is proof again that God keeps his promises—all of the time. One of his promises is to hear and answer our prayers.

Today we are going to make a song book that contains some of our favorite songs about prayer. (Show sample and read the titles of each song from your book.)

You can make your own book from the half-sheets with songs written on them that are on the table. We will use the colored construction paper for a cover. Take one of the colored pieces of paper and lay it in front of you. Then lay your four pages of songs on the back cover. Now lay the other piece of colored paper on top, and that will be the front cover. We will come around and staple them together. (Do so with another helper.)

If you want to, you can give your book a title. You could call it (your name's) **Song Book of Prayers.** (This is an optional activity that should be tailored to the skills of the residents.)

Now that you are finished with your books, let's sing some of the songs that are in your book. You may suggest a song from the book that you would like to sing. (Go through the book until many of the songs have been sung. Some residents may like to read some of the songs aloud to the group.)

Before we leave, let's sing one more song that reminds us of the fact that Jesus is always with us.

No Never Alone

No never alone. No never alone.

He promised never to leave me, never to leave me alone.

No never alone. No never alone.

He promised never to leave me, never to leave me alone.

When you finish the activity, take the books back to the residents' rooms. They will be referred to in the visitor/staff handout.

What a friend we have in Jesus,

All our sins and griefs to bear!

What a privilege to carry

Everything to God in prayer!

Oh, what peace we often forfeit,

Oh, what needless pain we bear

All because we do not carry

Everything to God in prayer.

Amen.

OUR FATHER, WHICH ART IN HEAVEN

Our Father, which art in heaven
Hallowed be Thy name.
Thy kingdom come,
Thy will be done.
On earth as it is in heaven.
Give us this day our daily bread.
And forgive us our debts
As we forgive our debtors.
And lead us not into temptation
But deliver us from evil,
For thine is the kingdom,
And the power, and the glory
Forever and ever. Amen.

TAKE MY LIFE

Take my life, and let it be
Consecrated, Lord to thee.
Take my moments and my days;
Let them flow in ceaseless praise,
Let them flow in ceaseless praise.

WHAT A FRIEND WE HAVE IN JESUS

What a friend we have in Jesus,
all our sins and griefs to bear!
What a privilege to carry
everything to God in prayer!
Oh, what peace we often forfeit,
Oh, what needless pain we bear,
All because we do not carry
everything to God in prayer.

SWEET HOUR OF PRAYER

Sweet hour of prayer, sweet hour of prayer
That calls me from a world of care,
And bids me from my Father's throne
Make all my wants and wishes known.
In seasons of distress and grief
My soul has often found relief
And oft escaped the tempter's snare
By thy return, sweet hour of prayer.

I NEED THEE EVERY HOUR

I need thee every hour, most gracious Lord
No tender voice like thine can peace afford.
I need thee, O I need, every hour I need thee.
O bless me now, my Savior, I come to thee.

OPEN MY EYES

Open my eyes, that I may see
Glimpses of truth Thou hast for me
Place in my hand the wonderful key
That shall unclasp, and set me free.
Silently now, I wait for thee
Ready, my God, Thy will to see.
Open my eyes, illumine me, Spirit divine.

HEAR OUR PRAYER, O LORD

Hear our prayer, O Lord,
Hear our prayer, O Lord.
Incline thine ear to us,
And grant us thy peace.

Module 8: John 10:11-15



The Gathering

Appropriate music is being played in the background as members join the circle. Greet residents individually and quietly as they take their seats, listen to the music, and prepare for worship.

After all worshipers have been seated, begin. **Welcome, everyone. We are the family of God. Together we are going to have church.** (Speak slowly, use large gestures, and pause for recognition time. Put church prop on the piano.

- Open gold “church box” and give cross and Bible to two nearby residents to hold.
- Sing and repeat a song of your choice while setting up the worship table.
- Take cloth from the church box and spread it on the table, using large gestures.
- Retrieve cross and Bible to place on the worship table. Hold items so all can see.
- Optional: add a vase of red flowers to the table.
- Speak these words: **God calls us to worship, and today we worship him as his church.**

God’s Greeting

God gives us this greeting: Grace to you and peace from God the Father, God the Son, and God the Holy Spirit. Amen.

Worship Through Song

Let us begin our worship of the Lord by singing. Look for a moment at your hands. (Pause and look at your own hands.) **Think for a moment of God’s hands. He’s got the whole world in his hands! Would you please sing that song with me?** (Use gestures for “whole world” and “in his hands.” After singing the first verse, go around the semi-circle, singing the names of each person so all of the residents’ names are included in a verse. Add verses as appropriate to the group.)

He's Got the Whole World in His Hands

He's got the whole world in his hands,
He's got the whole world in his hands,
He's got the whole world in his hands,
He's got the whole world in his hands.

He's got you and me sister (brother) in his hands...
He's got (add two residents' names each time) in his hands...
He's got the itty bitty baby in his hands...


I'm grateful that God has the whole world in his hands. God is powerful. And God is holy. Please join me in singing "Holy, Holy, Holy."

Holy, Holy, Holy (sing twice)

Holy, Holy, Holy! Lord God Almighty!
Early in the morning our song shall rise to thee;
Holy, Holy, Holy! Merciful and mighty,
God in three Persons, blessed Trinity!

Opening Prayer

Heavenly Father, thank you for bringing us together to worship you. As we hear your Word, may our hearts be strengthened. And may the words of our mouths and the meditations of our hearts be acceptable in your sight, O Lord, our Strength, and our Redeemer. Amen. (Psalm 19:15)



This prayer remains basically the same each week, based upon the familiar words of Psalm 19:14.

Scripture and Message

God keeps his promises—all of the time. For example, he promises to love you forever. And when you are afraid, God promises to be with you. God promises to comfort you, to hear your prayers. And God keeps his promises—all of the time.

God also promises to never leave you or forsake you. This is the theme of our message this afternoon: God promises to never leave you or forsake you, no matter what.

(Use one of your own stories here, or adapt the following story:)

Our family has the sweetest dog named Teddy. Now Teddy is technically a "mutt," a hybrid of various sorts. But Teddy is our loyal friend. When I am home, Teddy follows me from one room to the other. (Walk around and illustrate how the dog follows.) **He never leaves me or forsakes me.**

Sometimes, I am home alone at night. I must sleep alone in a big, dark, empty house. I carefully lock all of the doors. (Use hand gestures as you speak.) **After I**

go to bed, I pull up the blankets around me. And then I listen...I listen to all of the creaky sounds that my big, dark, empty house makes at night. (Use suspenseful voice.)

What's that sound? Did I remember to lock all of the doors? Whose breathing do I hear? I pull the covers down a little so I can listen better. Yes, someone is breathing—right next to my bed.

Leaning over I see Teddy, the little furball of a dog who wouldn't think for a minute of leaving my side. I am comforted that I am not alone. After all, I have Teddy. And Teddy will bark if he senses danger. Before I pull the blankets back around my face I have a good idea.

"Teddy, do you want to sleep with me tonight?" It's a good thing my (husband/wife) isn't at home—(he/she) hates to have Teddy in our bedroom. At my invitation, Teddy jumps into the bed with me. And now I can sleep easier. Teddy will stay with me no matter what. He knows me and will protect me. Teddy will never leave me or forsake me.

Maybe this sounds like a funny story to you. Here I am...a grown adult who still gets a little fearful at night when I'm all alone. But don't we all get fearful at times, no matter how old we are?


- I wonder if you are ever lonely and fearful.
- I wonder what makes you fearful.

Here's the good news. Jesus promises to never leave you or forsake you. He is the Good Shepherd. Hear now this story from the Gospel of John, chapter 10. (Read directly from Bible: John 10:11-15, NIV.)

"I am the good shepherd. The good shepherd lays down his life for the sheep. The hired hand is not the shepherd who owns the sheep. So when he sees the wolf coming he abandons the sheep and runs away. Then the wolf attacks the flock and scatters it. The man runs away because he is a hired hand and cares nothing for the sheep.

I am the good shepherd; I know my sheep and my sheep know me—just as the Father knows me and I know the Father—and I lay down my life for the sheep."

Watch carefully for responses that worshipers may have. Pay attention to physical, spoken, or emotional clues.



Sons and daughters of the King: Jesus is the Good Shepherd. He promises to never leave you or forsake you. He loves you so much that he died for you. And, when you are in danger, Jesus is with you. When you are afraid, Jesus

will protect you. When you are lonely, Jesus comforts you with these words...

(Use names from the group and go to each person, looking into their eyes.) **I am the Good Shepherd. I will never leave you or forsake you.**

That's God's promise to us today. And God keeps his promises—all of the time.

Hymns of Response

We now sing a familiar and comforting song about Jesus, the Shepherd.

Savior, Like a Shepherd Lead Us

Savior, like a shepherd lead us,
Much we need thy tender care;
In thy pleasant pastures feed us,
For our use thy folds prepare.
Blessed Jesus, blessed Jesus!
Thou hast bought us, thine we are.
Blessed Jesus, blessed Jesus!
Thou hast bought us, thine we are.

Jesus takes us by the hand. He leads us. Please join me in singing...

He Leadeth Me: O Blessed Thought

He leadeth me: O blessed thought!
O words with heavenly comfort fraught!
Whate'er I do, where'er I be,
Still 'tis God's hand that leadeth me.

He leadeth me, he leadeth me,
By his own hand he leadeth me;
His faithful follower I would be,
For by his hand he leadeth me.

Prayer

God promises to never leave you or forsake you. He promises to hear our prayers through Jesus Christ our Lord. What should we pray for this afternoon? What are your intentions? (Gather prayer intentions and weave them into a corporate prayer, concluding with the Lord's Prayer.)

Closing Hymn

(While singing the next song, go to the worshipers, hold their hands, and look into their eyes.)

No Never Alone

No never alone. No never alone.
He promised never to leave me, never to leave me alone.
No never alone. No never alone.
He promised never to leave me, never to leave me alone.

Benediction (Numbers 6:24-26)

The Lord bless you and keep you.
The Lord make his face to shine upon you and be gracious to you.
The Lord turn his face toward you and give you peace.
In the name of the Father, and of the Son, and of the Holy Spirit. Amen.

Doxology

Invite worshipers to hold hands while singing.

Praise God, from whom all blessings flow;
Praise Him, all creatures here below;
Praise Him above, ye heavenly host;
Praise Father, Son, and Holy Ghost.

Invite worshipers to a time of refreshments following the service. Then go to each one and give a personal blessing.

Worship Service

(date)

Our last worship service followed the theme of:
God keeps his promises—all of the time

The scripture:
John 10:11-15

The worship topic:
God promises to never leave or forsake us

We sang the following songs:
He's Got the Whole World In His Hands
Holy, Holy, Holy
Savior Like a Shepherd Lead Us
He Leadeth Me: O Blessed Thought
No Never Alone

Our worship leader used the illustration of Jesus the Good Shepherd to show how God cares for us.

The words for the songs and the activities are listed on the sheet hanging below. Please take one and use the songs and ideas as you visit with your loved one.

Worship Service

(date)

Theme: God keeps his promises—all of the time

Topic: God promises to never leave or forsake us

Songs:

He's Got the Whole World in His Hands

He's got the whole world in his hands,
He's got the whole world in his hands,
He's got the whole world in his hands,
He's got the whole world in his hands.

Holy, Holy, Holy

Holy, Holy, Holy! Lord God Almighty!
Early in the morning our song shall rise to thee;
Holy, Holy, Holy! Merciful and mighty,
God in three Persons, blessed Trinity!

Savior, Like a Shepherd Lead Us

Savior, like a shepherd lead us,
Much we need thy tender care;
In thy pleasant pastures feed us,
For our use thy folds prepare.
Blessed Jesus, blessed Jesus!
Thou hast bought us, thine we are.
Blessed Jesus, blessed Jesus!
Thou hast bought us, thine we are.

He Leadeth Me: O Blessed Thought

He leadeth me: O blessed thought!
O words with heavenly comfort fraught!
Whate'er I do, where'er I be,
Still 'tis God's hand that leadeth me.

He leadeth me, he leadeth me,
By his own hand he leadeth me;
His faithful follower I would be,
For by his hand he leadeth me.

No Never Alone

No never alone. No never alone.
He promised never to leave me, never to leave me alone.
No never alone. No never alone.
He promised never to leave me, never to leave me alone.

Revisiting the Worship Theme and Topic

Many of the residents participated in the following two activities that referred to the theme and topic of the worship service.

Activity 1: We sang some of the songs above and talked about how Jesus is like a shepherd who cares for his sheep. To remind us of his promise, we made a picture of a shepherd with sheep for our rooms.

Activity 2: Again we sang some of the songs above and talked about God's protection. We made a symbolic picture of ourselves (a "me" spot) surrounded by a "God wall" that protected us from "something fearful"—a black spot.

We share this information so that visitors and staff will, in interaction with the residents, be able to comment on our worship activities, rather than just questioning, which often does not bring a meaningful response.



Re-encountering Activities

Theme: God keeps his promises—all of the time

Worship topic: God promises to never leave or forsake us

Scripture text: John 10:11-15



Activity 1

Activity purpose: To re-engage the residents in the theme and topic of the previous worship service by repeating the same songs and personalizing Jesus' care and protection.

Materials: (See masters for Module 8, Activity 1)

Sheets of light blue poster paper

Dark green hills cutouts (Master 1a)

Grass green foregrounds with caption (Master 1b)

Sets of 5 gray sheep cutouts (Master 1c)

White shepherd cutouts

Glue sticks

Scissors

Crayons and/or markers in a variety of colors

Activity Sequence and Procedures

Gather the group together and begin by singing:

He's Got the Whole World in His Hands

He's got the whole world in his hands,

He's got the whole world in his hands,

He's got the whole world in his hands,

He's got the whole world in his hands.

He's got you and me sister (brother) in his hands...

He's got (add two residents' names each time) in his hands...

He's got the itty bitty baby in his hands...

Savior, Like a Shepherd Lead Us

Savior, like a shepherd lead us,

Much we need thy tender care;

In thy pleasant pastures feed us,

For our use thy folds prepare.

Blessed Jesus, blessed Jesus!

Thou hast bought us, thine we are.

Blessed Jesus, blessed Jesus!

Thou hast bought us, thine we are.

At our last worship service, the theme was “God keeps his promises—all of the time.” Our worship leader told us the story of the good shepherd who cares for his sheep, even when they are in danger. God loves us and protects us too.

Let’s start with a plain sheet of blue poster paper—it is like the sky. Take this large piece of paper that is green like grass, with the words “The Lord is my Shepherd—I Shall Not Want” at the bottom, and glue it at the bottom of the blue paper. Here are some dark green pieces of paper for hills—cut them out and glue them right at the top of the green grass. (For some persons in the group, you may want to have some of these pieces of paper already cut out.)

Next are some gray sheep that are grazing—glue them on the grass. (Again, help as needed.) Finally, a shepherd. Glue the shepherd on the hills as he cares for his sheep. You can color his cloak and the gray sheep in his arms.

And there we have it: a sheep and shepherd scene to remind us of how Jesus cares for us. I’ll read Psalm 23. You may say it out loud with me. (Read from Bible.)

***“The Lord is my shepherd, I shall not be in want.
He makes me lie down in green pastures, he leads me beside quiet waters,
he restores my soul.
He guides me in paths of righteousness for his name’s sake.
Even though I walk through the valley of the shadow of death,
I will fear no evil, for you are with me;
your rod and your staff, they comfort me.
You prepare a table before me in the presence of my enemies.
You anoint my head with oil; my cup overflows.
Surely goodness and love will follow me all the days of my life,
and I will dwell in the house of the Lord forever.”***

Now let’s sing the song we regularly sing at the end of our worship service.

No Never Alone

No never alone. No never alone.
He promised never to leave me, never to leave me alone.
No never alone. No never alone.
He promised never to leave me, never to leave me alone.

When the activity is finished, hang the posters in the residents’ rooms. They are personal statements by the residents and can be conversation pieces for staff and visitors.

Activity 2

Activity purpose: To re-engage the residents in the theme and topic of the previous worship service by repeating the same songs and again addressing the idea of care and protection. Activity 1 addressed this from the perspective of the resident to his or her world. Activity 2 extends this to the resident in God's care.

Materials:

12 x 18 sheets of white construction paper, pre-printed with the words "God Protects Me"
 Water-based poster paint (red, yellow, blue, green, black)
 Inexpensive watercolor brushes
 Plastic disposable plates or cups to distribute the paint in

Activity Sequence and Procedures

Gather the group together and begin by singing:

He's Got the Whole World in His Hands

He's got the whole world in his hands,
 He's got the whole world in his hands,
 He's got the whole world in his hands,
 He's got the whole world in his hands.

He's got you and me sister (brother) in his hands...
 He's got (add two residents' names each time) in his hands...
 He's got the itty bitty baby in his hands...

He Leadeth Me: O Blessed Thought

He leadeth me: O blessed thought!
 O words with heavenly comfort fraught!
 Whate'er I do, where'er I be,
 Still 'tis God's hand that leadeth me.

He leadeth me, he leadeth me,
 By his own hand he leadeth me;
 His faithful follower I would be,
 For by his hand he leadeth me.

As we talk together today, I'd like you to make a picture, like I will, that shows how God protects us. We'll each have a piece of paper and a paint brush. Here is some paint for us to use. (Place a blob of each of the colors of paint on each of the plates.) First it will be about me. I'll choose a color and make a spot in the middle of the paper that will be me. I'll choose red for me, and I'll make a spot like this. You may make a spot in the middle of the paper for you—or you can make a face if you'd like. I chose red for me. What color will you choose for you?

That's good. Now you have a "me" spot on your paper. Set your brush down for a minute while I tell you some things.

You know, sometimes there are things around me in the world that scare me. Are you afraid sometimes?

I'm afraid of the wars all over the world—I'm afraid that they might hurt me. (Use other examples of things that people might be afraid of.)

I'll put a black spot on the edge of my paper for what scares me—like this. What are some things that scare you? (Be slow and patient here - let residents respond if they want to.) **Put a black spot on your paper for something that scares you.**

Now you have a "me" spot on your paper and a black spot for things that are fearful to you. (For those residents who are not speaking, verbalize for them what a fearful thing is and help them make a black spot to symbolize it.)

Now put down your brush again for a minute while I tell you something else. God knows about me—this red spot here—and he knows about you. God knows about the things we're afraid of—that's my black spot. And you have a fearful thing too—your black spot.

Psalm 125 says, "As the mountains are round about Jerusalem, so the Lord is round about his people." So here is God—I'm going to choose blue for God. God is all around me. I'll draw a blue circle around me like this. I'm on the inside, and what frightens me is on the outside. I'm safe. God will take care of me.

God will take care of you, too. Paint a "God wall" around your "me" spot. What color will your God wall be? We all have a God wall. The fearful thing is outside of the God wall. We're all safe inside God's wall.

Let's sing one of our songs again.

No Never Alone

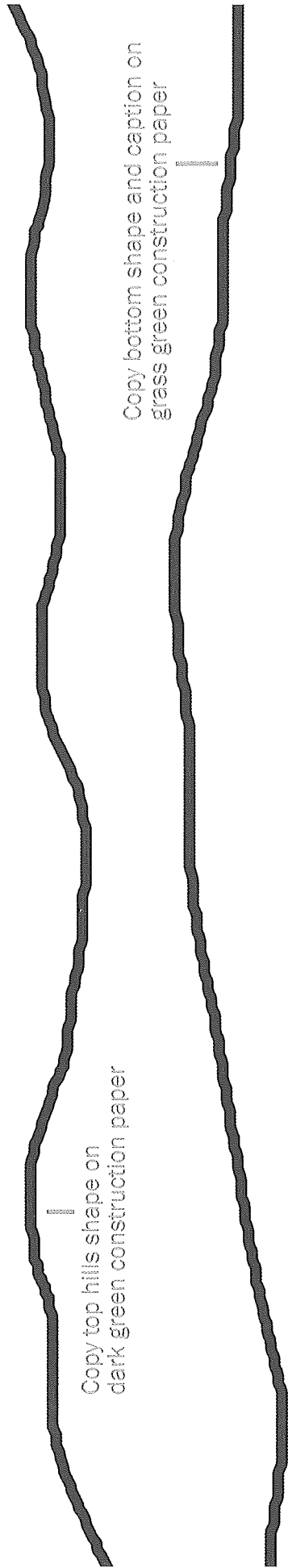
No never alone. No never alone.

He promised never to leave me, never to leave me alone.

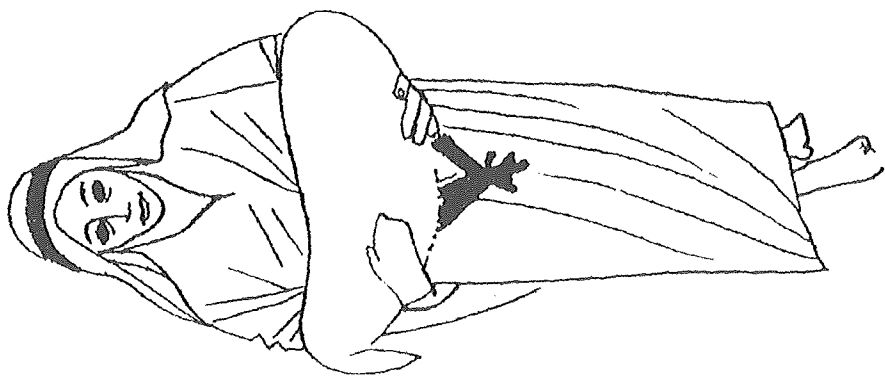
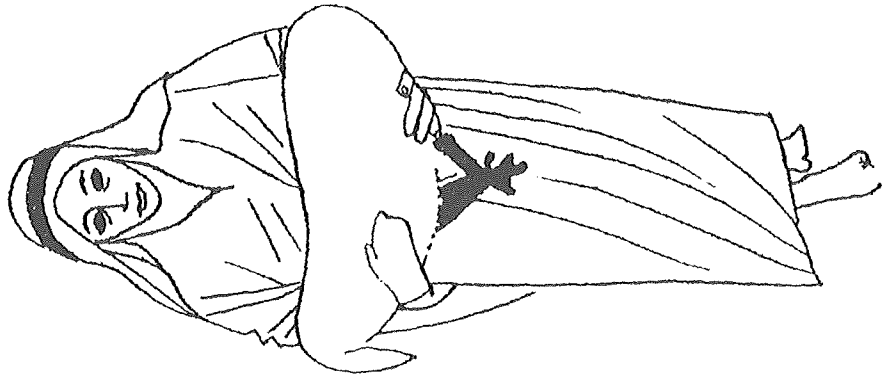
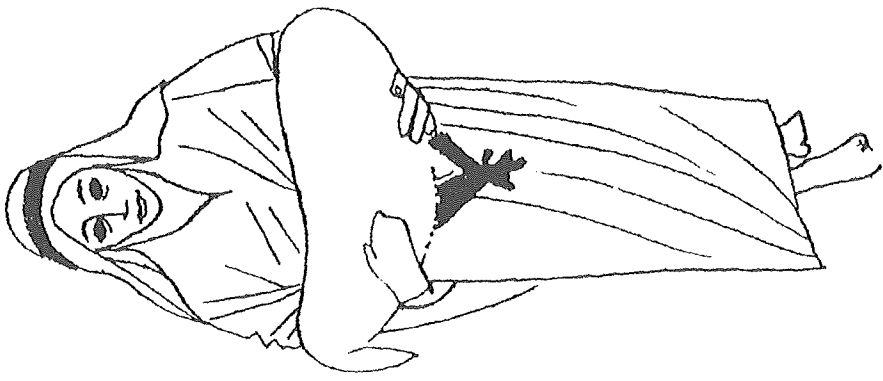
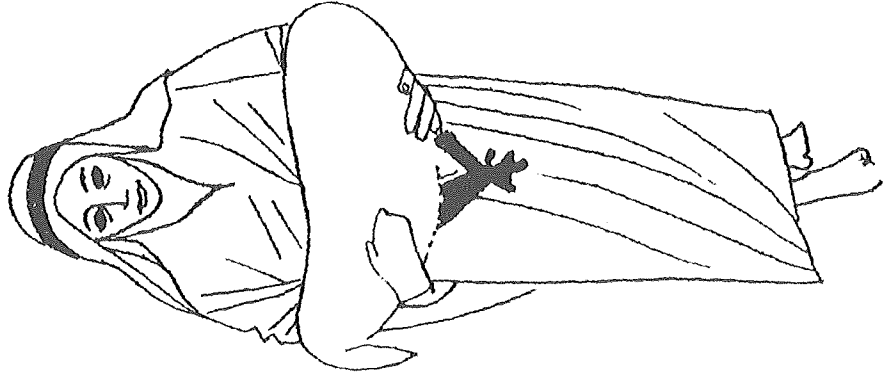
No never alone. No never alone.


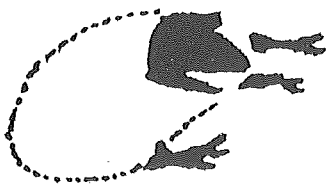

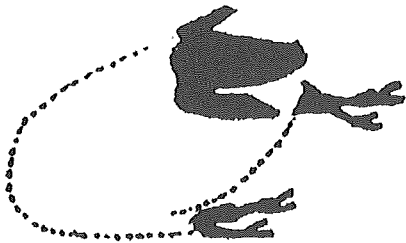

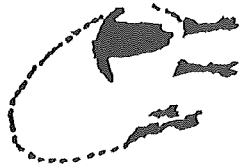

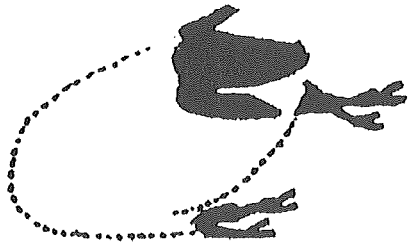
He promised never to leave me, never to leave me alone.

When the activity is finished, hang the posters in the residents' rooms. They are personal statements by the residents and can be conversation pieces for staff and visitors.



The Lord is My Shepherd - I Shall Not Want







The Gathering

Appropriate music is being played in the background as members join the circle. Greet residents individually and quietly as they take their seats, listen to the music, and prepare for worship.

After all worshipers have been seated, begin. **Welcome, everyone. We are the family of God. Together we are going to have church.** Speak slowly, use large gestures, and pause for recognition time. Put church prop on the piano.

- Open gold “church box” and give cross and Bible to two nearby residents to hold.
- Sing and repeat a song of your choice while setting up the worship table.
- Take cloth from the church box and spread it on the table, using large gestures.
- Retrieve cross and Bible to place on the worship table. Hold items so all can see.
- Optional: add a vase of red flowers to the table.
- Speak these words: **God calls us to worship, and today we worship him as his church.**

God's Greeting

God gives us this greeting: Grace to you and peace from God the Father, God the Son, and God the Holy Spirit. Amen.

Worship Through Song

Let us begin our worship of the Lord by singing. Look for a moment at your hands. (Pause and look at your own hands.) **Think for a moment of God's hands. He's got the whole world in his hands! Would you please sing that song with me?** (Use gestures for “whole world” and “in his hands.” After singing the first verse, go around the semi-circle, singing the names of each person so all of the residents' names are included in a verse. Add verses as appropriate to the group.)

He's Got the Whole World in His Hands

He's got the whole world in his hands,
He's got the whole world in his hands,
He's got the whole world in his hands,
He's got the whole world in his hands.

He's got you and me sister (brother) in his hands...
He's got (add two residents' names each time) in his hands...
He's got the itty bitty baby in his hands...

I'm grateful that God has the whole world in his hands. God is powerful. And God is holy. Please join me in singing "Holy, Holy, Holy."

Holy, Holy, Holy (sing twice)


Holy, Holy, Holy! Lord God Almighty!
Early in the morning our song shall rise to thee;
Holy, Holy, Holy! Merciful and mighty,
God in three Persons, blessed Trinity!

Oh How I Love Jesus (Have leader sing stanza and all join in the chorus.)

There is a name I love to hear,
I love to sing its worth;
It sounds like music in my ear,
The sweetest name on earth.

Oh, how I love Jesus,
Oh, how I love Jesus,
Oh, how I love Jesus,
Because he first loved me!

Worship with the residents, not from above. Don't be afraid to kneel in front of each resident and hold hands, getting down on their level.



Opening Prayer

Thank you, Lord, for bringing us together to worship you. Thank you that we can bring praises to you and glorify you in our singing. Thank you that now you want to speak to us and tell us about your promise to comfort us. May the words of our mouths and the meditations of our hearts be acceptable in your sight, O Lord, our Strength, and our Redeemer. Amen. (Psalm 19:14)

Scripture and Message John 11:17-37

(Note: this module retells the scripture story, instead of reading the text.)

God keeps his promises—all of the time. For example, he promises never to leave us or forsake us. God promises to be with us when we are afraid. He promises to hear our prayers. He promises to love us forever. And God keeps his promises—all of the time. God also promises to comfort us when we're sad.

I want to tell you about a little girl named Sally. Sally's mother sent her to the store to buy a loaf of bread. It took much too long for Sally to do that, and when she came home her mother asked her for an explanation. Sally told her mother that on the way home from the store she met her friend Lois, who was crying because she dropped her favorite doll and it had broken. "Oh," said Sally's mother. "Then you stopped to help her fix her doll?" "Oh, no," Sally replied. "I stopped to help her cry."

That's what giving comfort is all about. We can't always fix the problems and pains that others have that make them sad. But we can be with them to listen to them, to hug them, to encourage them, or, maybe, to cry with them. And that's what God promises us. He promises to be with us when we're sad. And when he is with us, he comforts us.

There's a story in the Bible about how Jesus came to comfort a family that was very sad.

Jesus had a special friendship with two sisters named Mary and Martha, and their brother Lazarus. Mary, Martha, and Lazarus lived in the small village of Bethany, and they welcomed Jesus and his disciples into their home. Jesus enjoyed his friendship with this family.

One day Lazarus became very ill. Mary and Martha wished Jesus could be with them, but Jesus was far away in another part of the country. Lazarus died, and he was buried in a cave that had a big stone rolled in front of it. When Jesus finally came to be with Mary and Martha, Lazarus had been in the tomb for four days already. But Jesus saw the tears of the sisters and their friends, and it touched him deeply. Jesus, too, became filled with sadness, and he wept. Jesus broke down and sobbed with tears of sorrow streaming down his face. I am sure that when Mary and Martha saw Jesus' tears and how he was sharing their sadness, it must have given them a great deal of comfort.

I wonder if you are ever sad. In times of sadness, it helps to have the caring presence of family and friends with us, doesn't it? One person who always promises to be with us when we're sad is Jesus. When we're sad, Jesus is with us—he understands our sadness and cries with us.

There's one more important thing to learn from the story of Mary, Martha, and Lazarus. Jesus does more than cry with us when we're sad. He also gives us hope. Jesus will heal the pains and problems of our lives that cause us to be sad. He might not do that right away, but someday. Because Jesus is the Son of God and because he died and rose again, we know that someday Jesus will make all things right.

Until that day, however, we will have times in which we feel extremely sad. In those times Jesus promises to be with us and to comfort us. And Jesus always keeps his promises—all of the time.

Hymn of Response

Jesus is our friend who comforts us. What a friend we have in Jesus! Please sing this beautiful hymn with me.

What a Friend We Have in Jesus

What a friend we have in Jesus, all our sins and griefs to bear!
What a privilege to carry everything to God in prayer!
Oh, what peace we often forfeit, Oh, what needless pain we bear,
All because we do not carry everything to God in prayer.

Closing Prayer

God promises to hear our prayers through Jesus Christ our Lord. What should we pray for this afternoon? God promises to listen to us. (Gather prayer intentions and weave them into a corporate prayer, concluding with the Lord's Prayer.)

Closing Hymn

(While singing the next song, go to the worshipers, hold their hands, and look into their eyes.)

No Never Alone

No never alone. No never alone.
He promised never to leave me, never to leave me alone.
No never alone. No never alone.
He promised never to leave me, never to leave me alone.

Benediction (Numbers 6:24-26)

The Lord bless you and keep you.
The Lord make his face to shine upon you and be gracious to you.
The Lord turn his face toward you and give you peace.
In the name of the Father, and of the Son, and of the Holy Spirit. Amen.

Doxology (Invite worshipers to hold hands while singing.)

Praise God, from whom all blessings flow;
Praise Him, all creatures here below;
Praise Him above, ye heavenly host;
Praise Father, Son, and Holy Ghost.

Invite worshipers to a time of refreshments following the service. Then go to each one and give a personal blessing.

Worship Service

(date)

Our last worship service followed the theme of:
God keeps his promises—all of the time

The scripture:

John 11:17-37 (emphasis on verse 35: “Jesus wept.”)

The worship topic:

God promises to comfort us

We sang the following songs:

He’s Got the Whole World In His Hands

Holy, Holy, Holy

What a Friend We Have in Jesus

No Never Alone

The Doxology

Oh, How I Love Jesus

Our worship leader used the story of Lazarus to show how God feels sorrows just as we do and that he comforts us.

The words for the songs and the activities are listed on the sheet hanging below. Please take one and use the songs and ideas as you visit with your loved one.

Worship Service

(date)

Theme: God keeps his promises—all of the time

Topic: God promises to comfort us

Songs:

He's Got the Whole World in His Hands

He's got the whole world in his hands,
He's got the whole world in his hands,
He's got the whole world in his hands,
He's got the whole world in his hands.

Holy, Holy, Holy

Holy, Holy, Holy! Lord God Almighty!
Early in the morning our song shall rise to thee;
Holy, Holy, Holy! Merciful and mighty,
God in three Persons, blessed Trinity!

What a Friend We Have in Jesus

What a friend we have in Jesus, all our sins and griefs to bear!
What a privilege to carry everything to God in prayer!
Oh, what peace we often forfeit, Oh, what needless pain we bear,
All because we do not carry everything to God in prayer.

No Never Alone

No never alone. No never alone.
He promised never to leave me, never to leave me alone.
No never alone. No never alone.
He promised never to leave me, never to leave me alone.

Doxology

Praise God, from whom all blessings flow;
Praise Him, all creatures here below;
Praise Him above, ye heavenly host;
Praise Father, Son, and Holy Ghost.

Oh, How I Love Jesus

Oh, how I love Jesus,
Oh, how I love Jesus,
Oh, how I love Jesus,
Because he first loved me!

Revisiting the Worship Theme and Topic

Many of the residents participated in the following two activities that referred to the theme and topic of the worship service.

Activity 1: We sang some of the songs above and talked about how God comforts us when we are sad. We decorated a tissue box with the reminder that said, "Tissues only dry tears. Jesus comforts his people."

Activity 2: Again we sang some of the songs above and talked about the times when we need comfort. We made posters of some of the times when God has comforted us.

We share this information so that visitors and staff will, in interaction with the residents, be able to comment on our worship activities, rather than just questioning, which often does not bring a meaningful response.



Re-encountering Activities

Theme: God keeps his promises—all of the time
Worship topic: God promises to comfort us
Scripture text: John 11:17-44 (Emphasis on verse 35)



Activity 1

Activity purpose: To re-engage the residents in the theme and topic of the previous worship service by repeating the same songs and reminding them that God feels sorrow as we do and that he comforts us when we are sad.

Materials:

One box of paper tissues per resident
 Sheets of pastel-colored paper, pre-printed with Module 9, Activity 1 master, folded along sides to fit the top of the tissue box
 Scissors (if the residents will be cutting the paper themselves)
 Transparent tape
 A variety of crayons and/or felt-tip markers

Activity Sequence and Procedures

Gather the group together and begin by singing:

Holy, Holy, Holy (sing twice)

Holy, Holy, Holy! Lord God Almighty!
 Early in the morning our song shall rise to thee;
 Holy, Holy, Holy! Merciful and mighty,
 God in three Persons, blessed Trinity!

He's Got the Whole World in His Hands

He's got the whole world in his hands,
 He's got the whole world in his hands,
 He's got the whole world in his hands,
 He's got the whole world in his hands.

He's got you and me sister (brother) in his hands...
 He's got (add two residents' names each time) in his hands...
 He's got the itty bitty baby in his hands...

At our last worship service, our worship leader read the story of Lazarus and reminded us that his death made Jesus sorrowful and that he wept. Jesus knows what our sorrows are. We talked about how God keeps his promises all of the time, and that one of his promises is to comfort us when we are sad.

Today we'll each decorate a tissue box to remind us that God comforts us. Here's how it will look when we are finished. (Show example.) Notice the cover on the box that says, "Tissues only dry tears. Jesus comforts his people."

Here's a box for each of us. Here's a sheet we can decorate to cover the box. First cut out the hole in the top. (Depending on the residents' abilities, let them cut or have pre-cut sheets available.)

Next, let's use the markers to put some dark clouds and rain on the "tears" half of the cover paper. Then, draw some spring flowers or a rainbow or some pleasant things on the "comfort" half of the sheet.

Now let's tape the cover on the box, and we'll each have a reminder to take back to our rooms that while tissues can mop up tears, God is the one who comforts us.

Let's sing some more of the songs from our worship service. They remind us of God's promises, and that he keeps them all of the time.

Oh, How I Love Jesus

Oh, how I love Jesus,
Oh, how I love Jesus,
Oh, how I love Jesus,
Because he first loved me!

What a Friend We Have in Jesus

What a friend we have in Jesus, all our sins and griefs to bear!
What a privilege to carry everything to God in prayer!
Oh, what peace we often forfeit, Oh, what needless pain we bear,
All because we do not carry everything to God in prayer.

No Never Alone

No never alone. No never alone.
He promised never to leave me, never to leave me alone.
No never alone. No never alone.
He promised never to leave me, never to leave me alone.

When the activity is finished, have the residents take the tissue boxes back to their rooms. They will be referred to in the visitor/staff handout.

Activity 2

Activity purpose: This is a very simple activity that primarily provides an opportunity to revisit the thought of the previous worship service, with singing and talking about the things on the activity sheet. It also provides a tangible reminder of the worship topic that can be used by visitors and staff to talk about the personal meaning of the worship service for the resident.

Materials:

Sheets of pastel-colored paper, pre-printed with Module 8, Activity 2 master
Pencils, crayons, and/or felt-tip markers

Activity Sequence and Procedures

Gather the group together and begin by singing:

He's Got the Whole World in His Hands

He's got the whole world in his hands,
He's got the whole world in his hands,
He's got the whole world in his hands,
He's got the whole world in his hands.

He's got you and me sister (brother) in his hands...
He's got (add two residents' names each time) in his hands...
He's got the itty bitty baby in his hands...

Oh, How I Love Jesus

Oh, how I love Jesus,
Oh, how I love Jesus,
Oh, how I love Jesus,
Because he first loved me!

At our last worship service, our worship leader read the story of Lazarus and reminded us that his death made Jesus sorrowful, and that he wept. Jesus knows what our sorrows are. We talked about how God keeps his promises all of the time, and that one of his promises is to comfort us when we are sad.

Today we're going to talk about the times when God's comfort is very important to us—the times when we feel sad, and God's comfort makes us feel better. We'll make a poster to put in our rooms to remind us of when God comforts us.

Here's some paper for your poster, and some markers and pencils. Let's talk about it. The top reminds us that God keeps his promises all of the time. That's a good thing. When God wanted to remind Noah about his promises, he put a rainbow in the sky to help him remember. Use the crayons to color a rainbow on your poster.

Now look at the rest of the poster. It says “God comforts me: when I am sad, when I am sick, when the day is long.” Color in the circles to show that these are times when God comforts us. (Have a finished sample that you can show.)

There are two more blank spaces we can fill in. Let me tell you about something that makes me sad, and how God comforts me. (Share an experience of your own.) **I wonder—when are the other times that God comforts you?** (Work with the group and get some more ideas. Let them write, or help them to write, these responses on the blank spaces. The idea here is to help them to think of their own lives and to talk about comfort. Work with individual residents, helping them to verbalize their own experiences.)

Let’s sing some more of the songs we sang at our worship service.

What a Friend We Have in Jesus

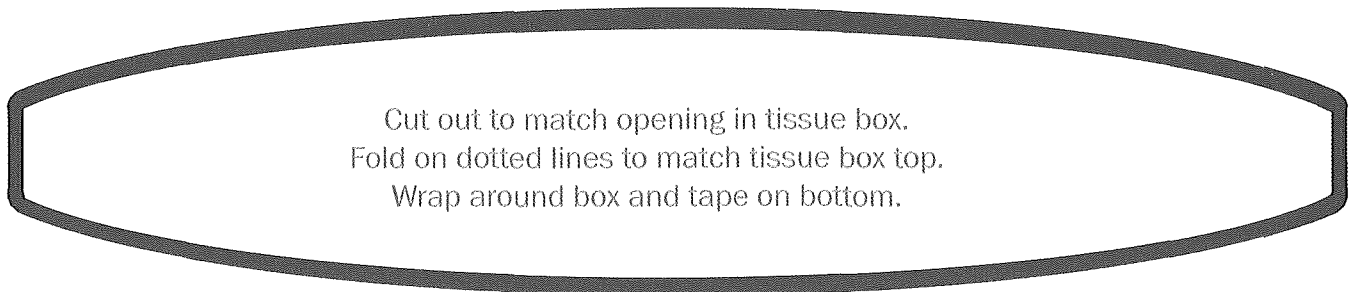
What a friend we have in Jesus, all our sins and griefs to bear!
What a privilege to carry everything to God in prayer!
Oh, what peace we often forfeit, Oh, what needless pain we bear,
All because we do not carry everything to God in prayer.

No Never Alone

No never alone. No never alone.
He promised never to leave me, never to leave me alone.
No never alone. No never alone.
He promised never to leave me, never to leave me alone.

When the activity is finished, hang the posters in the residents’ rooms. They will be referred to in the visitor/staff handout.

Tissues Only Dry Tears



Jesus Comforts His People

God Keeps His Promises All of the Time

God Comforts Me

O When I am sad

O When I am sick

O When the day is long

Module 10: Psalm 13, Luke 17:11-19


God Promises...

...to Hear Our Prayers of Lament

The Gathering

Appropriate music is being played in the background as members join the circle. Greet residents individually and quietly as they take their seats, listen to the music, and prepare for worship.

After all worshipers have been seated, begin. **Welcome, everyone. We are the family of God. Together we are going to have church.** Speak slowly, use large gestures, and pause for recognition time. Put church prop on the piano. Sing "What a Friend We Have in Jesus" while setting up the worship table.

What a friend we have in Jesus, all our sins and griefs to bear!

What a privilege to carry everything to God in prayer!

Oh, what peace we often forfeit, Oh, what needless pain we bear,

All because we do not carry everything to God in prayer.

- Open gold "church box" and give cross and Bible to two nearby residents to hold.
- Take cloth from the church box and spread it on the table, using large gestures.
- Retrieve cross and Bible to place on the worship table. Hold items so all can see.
- Optional: add a vase of red flowers to the table.
- Speak these words: **God calls us to worship, and today we worship him as his church.**

God's Greeting

God gives us this greeting: Grace to you and peace, from God the Father, God the Son, and God the Holy Spirit. Amen.

Hymn of Response

We respond to God's greeting by singing:

Glory Be to the Father (Gloria Patri)

Glory be to the Father and to the Son and to the Holy Ghost

As it was in the beginning, is now, and ever shall be,

World without end. Amen, amen.

Worship Through Song

Let us begin our worship of the Lord by singing. Look for a moment at your hands. (Pause and look at your own hands.) **Think for a moment of God's hands. He's got the whole world in his hands! Would you please sing that song with me?** (Use gestures for "whole world" and "in his hands." After singing the first verse, go around the semi-circle, singing the names of each person so all of the residents' names are included. Add verses as appropriate to the group.)

He's Got the Whole World in His Hands

He's got the whole world in his hands,
He's got the whole world in his hands,
He's got the whole world in his hands,
He's got the whole world in his hands.

He's got you and me sister (brother) in his hands...
He's got (add two residents' names each time) in his hands...
He's got the itty bitty baby in his hands...

I'm grateful that God has the whole world in his hands. God is powerful. And God is holy. Please join me in singing "Holy, Holy, Holy."

Holy, Holy, Holy (sing twice)

Holy, Holy, Holy! Lord God Almighty!
Early in the morning our song shall rise to thee;
Holy, Holy, Holy! Merciful and mighty,
God in three Persons, blessed Trinity!

Opening Prayer

Heavenly Father, we come with joy to worship you. For you are great. And you are holy. Bless our worship as we celebrate your promises. Now may the words of our mouths and the meditations of our hearts be acceptable to you, O Lord, our Strength, and our Redeemer. Amen. (Psalm 19:14)

Scripture and Message Psalm 13, Luke 17:11-19

God keeps his promises—all of the time. For example, he promises to love you forever. God promises never to leave you for forsake you. And when you are afraid, God promises to be with you. And God keeps his promises—all of the time.

God also promises to hear our prayers: our lament prayers, our crying out prayers. This is the theme of our message this afternoon. God promises to hear our prayers of lament.

David knew that when he wrote Psalm 13. David felt that God wasn't paying attention to him. David felt alone. David felt his enemies breathing down his neck. David felt that he would die. What does David do? He cries out to God. He prays a prayer of lament. Here is David's prayer of lament, Psalm 13. (Read from Bible, NIV.)

(Note: Psalm 13 may be omitted, using just the Luke 17:11-19 story instead.)

***"How long, O Lord? Will you forget me forever?
How long will you hide your face from me?
How long must I wrestle with my thoughts
and every day have sorrow in my heart?
How long will my enemy triumph over me?"***

***Look on me and answer, O Lord my God.
Give light to my eyes, or I will sleep in death;
my enemy will say, 'I have overcome him,'
and my foes will rejoice when I fall.***

***But I trust in your unfailing love;
my heart rejoices in your salvation.
I will sing to the Lord,
for he has been good to me."***

David trusted God to hear his prayer of lament. The Gospel of Luke tells of another prayer of lament. Ten men had leprosy and were left outside the city walls to die. No one wanted to see them. No one wanted to touch them. How they suffered with loneliness and despair.


One day these ten dying men saw Jesus walking with his friends. Afraid to get too close, they cried out at a distance, "Jesus, Master, have pity on us."

(Show pages 135 and 141 of Read Aloud Bible Stories, Vol. 1, Ella K. Lindall. Illustrated by Kent Puckett. Chicago: Moody Bible Institute, 1982.) **Here is a picture of the ten men all huddled together. Here is a picture of these men crying out their prayer of lament to Jesus.**

Hear now the story from Luke 17. (NIV)

"Now on his way to Jerusalem, Jesus traveled along the border between Samaria and Galilee. As he was going into a village, ten men who had leprosy met him. They stood at a distance and called out in a loud voice, 'Jesus, Master, have pity on us!'

When he saw them, he said, 'Go, show yourselves to the priests.' And as they went, they were cleansed.



Give residents room to express themselves. Individual sharing can contribute to worship. Encourage their sharing by asking questions and by empathizing with what they experience.

One of them, when he saw he was healed, came back, praising God in a loud voice. He threw himself at Jesus' feet and thanked him—and he was a Samaritan.

Jesus asked, 'Were not all ten cleansed? Where are the other nine? Was no one found to return and give praise to God except this foreigner?' Then he said to him, 'Rise and go; your faith has made you well.'

Talking It Over

- I wonder how the ten lepers felt about not being able to live with their families?
- I wonder why Jesus heard their prayers of lament?
- I wonder if God will hear us if we cry out to him?

Our scripture this afternoon reminds us that when we cry out to God, he hears us. In other words, God promises to hear our prayers of lament through Jesus Christ our Lord. And God keeps his promises—all of the time.

Hymns of Response

Even in the darkness of night, Jesus is with us. Please join me in singing "Abide With Me."

Abide With Me (sing twice)

Abide with me: fast falls the eventide;
The darkness deepens; Lord, with me abide:
Where other helpers fail, and comforts flee
Help of the helpless, O abide with me!

No one is our friend like Jesus is. What a friend we have in Jesus!

What a Friend We Have in Jesus

What a friend we have in Jesus, all our sins and griefs to bear!
What a privilege to carry everything to God in prayer!
Oh, what peace we often forfeit, Oh, what needless pain we bear,
All because we do not carry everything to God in prayer.

Closing Prayer

God promises to hear our prayers through Jesus Christ our Lord. What should we pray for this afternoon? God promises to listen to us. (Gather prayer intentions and weave them into a corporate prayer, concluding with the Lord's Prayer.)

Benediction (Numbers 6:24-26)

The Lord bless you and keep you.

The Lord make his face to shine upon you and be gracious to you.

The Lord turn his face toward you and give you peace.

In the name of the Father, and of the Son, and of the Holy Spirit. Amen.

Doxology (Invite worshipers to hold hands while singing.)

Praise God, from whom all blessings flow;


Praise Him, all creatures here below;

Praise Him above, ye heavenly host;

Praise Father, Son, and Holy Ghost.

Invite worshipers to a time of refreshments following the service. Then go to each one and give a personal blessing.

If you sense the need to talk about something a person or the group might be going through, go ahead and do it. Have some appropriate hymns ready and be prepared to pray with someone should a special need or concern come up.



Worship Service

(date)

Our last worship service followed the theme of:
God keeps his promises—all of the time

The scripture:

Psalm 13—David asks God not to forget him, and David tells of his trust in God.

Luke 17:11-19—The story of the ten lepers

The worship topic:

God promises to hear our prayers

We sang the following songs:

He's Got the Whole World In His Hands

Holy, Holy, Holy

Abide With Me

What a Friend We Have in Jesus

No Never Alone

Our worship leader used the stories to illustrate the fact that we may give God prayers of lament and he will hear us. A prayer of lament does not mean that we don't trust God, but rather that we are in sorrow and difficulty and need God's care.

The words for the songs and the activities are listed on the sheet hanging below. Please take one and use the songs and ideas as you visit with your loved one.

Worship Service

(date)

Theme: God keeps his promises—all of the time

Topic: God promises to hear our prayers

Songs:

He's Got the Whole World in His Hands

He's got the whole world in his hands,
He's got the whole world in his hands,
He's got the whole world in his hands,
He's got the whole world in his hands.

Holy, Holy, Holy

Holy, Holy, Holy! Lord God Almighty!
Early in the morning our song shall rise to thee;
Holy, Holy, Holy! Merciful and mighty,
God in three Persons, blessed Trinity!

What a Friend We Have in Jesus

What a friend we have in Jesus, all our sins and griefs to bear!
What a privilege to carry everything to God in prayer!
Oh, what peace we often forfeit, Oh, what needless pain we bear,
All because we do not carry everything to God in prayer.

Abide With Me

Abide with me: fast falls the eventide;
The darkness deepens; Lord, with me abide:
Where other helpers fail, and comforts flee
Help of the helpless, O abide with me!

No Never Alone

No never alone. No never alone.
He promised never to leave me, never to leave me alone.
No never alone. No never alone.
He promised never to leave me, never to leave me alone.

Revisiting the Worship Theme and Topic

Many of the residents participated in the following two activities that referred to the theme and topic of the worship service.

Activity 1: We sang some of the songs above and talked about how God hears our prayers, even when they are prayers of sadness and distress. To remind us of this promise we made posters for our rooms with a picture of praying hands with a rough texture and the words "God hears our prayers."

Activity 2: We sang some of the same songs and talked again about how God hears our prayers. We made another reminder poster of praying hands. This poster was made with translucent paper so that when it is taped to the window it somewhat resembles stained glass.

We share this information so that visitors and staff will, in interaction with the residents, be able to comment on our worship activities, rather than just questioning, which often does not bring a meaningful response.



Re-encountering Activities

Theme: God keeps his promises—all of the time

Worship topic: God promises to hear our prayers

Scripture text: Psalm 13, Luke 17:11-19

Purpose of activities: To re-engage the residents in the theme and topic of the previous worship service by repeating the same songs and reminding everyone that David, who knew and trusted God, could still cry out to him.



Activity 1

Materials:

Sheets of 8.5 x 11 construction paper in a variety of colors, pre-printed with Module 10, Activity 1 master

Inexpensive watercolor brushes

Elmer's glue, distributed in small cups

Dry sand or some other granular material distributed in small bowls (for texture on poster)

Activity Sequence and Procedures

Gather the group together and begin by singing:

Holy, Holy, Holy (sing twice)

Holy, Holy, Holy! Lord God Almighty!

Early in the morning our song shall rise to thee;

Holy, Holy, Holy! Merciful and mighty,

God in three Persons, blessed Trinity!

He's Got the Whole World in His Hands

He's got the whole world in his hands,

He's got the whole world in his hands,

He's got the whole world in his hands,

He's got the whole world in his hands.

He's got you and me sister (brother) in his hands...

He's got (add two residents' names each time) in his hands...

He's got the itty bitty baby in his hands...

At our last worship service, our leader read David's prayer from Psalm 13, in which he pleads with God not to forget him and says that he trusts in God's unfailing love, no matter what. Next, we read the story of the ten lepers and how, when they called to God, he healed them of their leprosy. It is proof again that God keeps his promises all of the time, and that one of his promises is to hear us when we pray to him.

Today we'll each make a poster that will remind us of prayer. It is a poster with a picture we all know—it is a picture of praying hands. It will be a daily reminder of God's promise to hear us when we pray. Here's how it will look when we are finished. (Show example.)

Notice the hands and the words: "God hears our prayers." Here's a poster sheet and brush for you. We'll use the brush to paint the praying hands with a layer of glue. (Give the participants globs of glue on sheets of paper or in small cups. Encourage and help the residents use the paint brush to cover the hands with glue.)

Finally, sprinkle some of the granular material on the wet glue covering the hands. Press it down on the glue and shake off the extras. (As residents work, talk and interact with them about prayer.)

Let's sing some of the songs from our worship service. They remind us of God's promises, and that he keeps them all of the time.

What a Friend We Have in Jesus

What a friend we have in Jesus, all our sins and griefs to bear!
What a privilege to carry everything to God in prayer!
Oh, what peace we often forfeit, Oh, what needless pain we bear,
All because we do not carry everything to God in prayer.

Abide With Me

Abide with me: fast falls the eventide;
The darkness deepens; Lord, with me abide:
Where other helpers fail, and comforts flee
Help of the helpless, O abide with me!

No Never Alone

No never alone. No never alone.
He promised never to leave me, never to leave me alone.
No never alone. No never alone.
He promised never to leave me, never to leave me alone.

When the activity time is over, hang the posters in the residents' rooms. They will be referred to in the visitor/staff handout.



Activity 2

Materials:

Sheets of 8.5 x 11 translucent paper, pre printed with Module 10, Activity 2 master
A variety of felt-tip markers

Activity Sequence and Procedures

Gather the group together and begin by singing:

He's Got the Whole World in His Hands

He's got the whole world in his hands,
He's got the whole world in his hands,
He's got the whole world in his hands,
He's got the whole world in his hands.

He's got you and me sister (brother) in his hands...
He's got (add two residents' names each time) in his hands...
He's got the itty bitty baby in his hands...

What a Friend We Have in Jesus

What a friend we have in Jesus, all our sins and griefs to bear!
What a privilege to carry everything to God in prayer!
Oh, what peace we often forfeit, Oh, what needless pain we bear,
All because we do not carry everything to God in prayer.

At our last worship service, our leader read from the Bible about how David prayed that God would not forget him. He trusted that God would be good to him. We also heard the story of the ten lepers who cried out to Jesus that he would have pity on them. God cared for David, and he healed the lepers. We know that God keeps his promises all of the time, and one of his promises is to hear our prayers.

Today we're going to make a poster that looks like a stained glass window. Here is a sample of what it will look like when it is finished. (Show example.) You can use a marker to color in all of the sections—use whatever colors you like. Because the paper is thin, you can see right through it like a stained glass window. It's another poster of praying hands, which reminds us that God hears our prayers.

Encourage the participants to use a variety of colors. Hold your sample up to a window or light to show how it looks. Assist those who need it, and use the time to talk about prayer.

Now that we are finished making our posters, let's sing this song that reminds us of God's promises, and that he keeps them all of the time.

Abide With Me

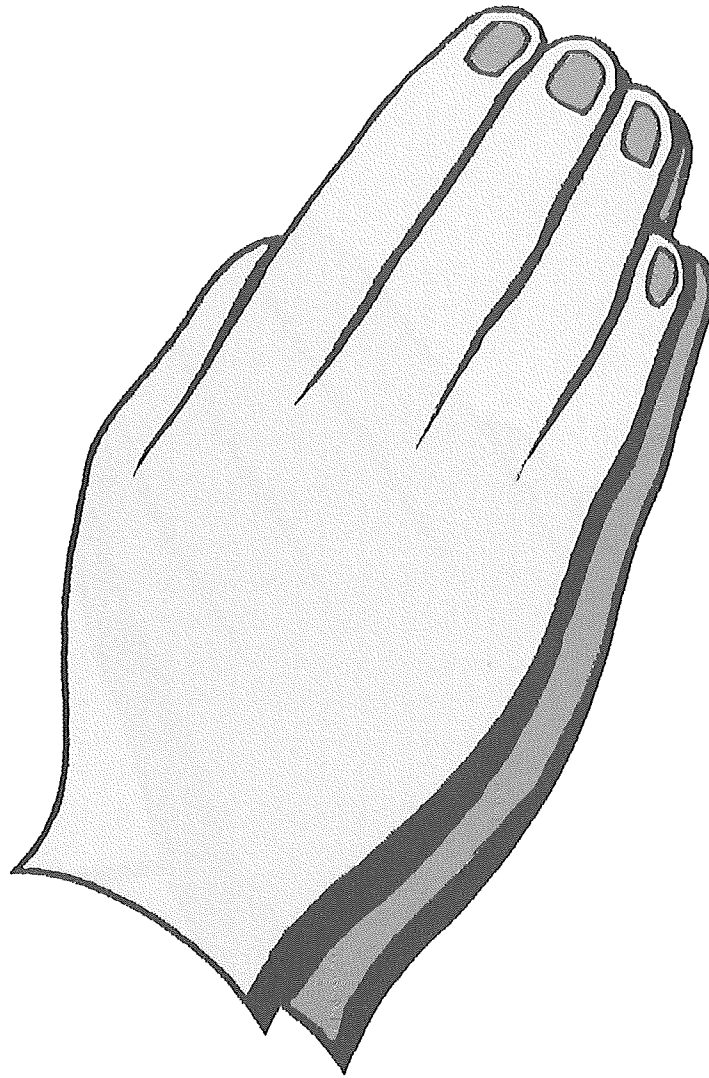
Abide with me: fast falls the eventide;
The darkness deepens; Lord, with me abide:
Where other helpers fail, and comforts flee
Help of the helpless, O abide with me!

And because Jesus hears our prayers, we can confidently sing together:


No Never Alone

No never alone. No never alone.
He promised never to leave me, never to leave me alone.
No never alone. No never alone.
He promised never to leave me, never to leave me alone.

When you finish, hang the posters in the residents' rooms. They will be referred to in the visitor/staff handout.



**God Hears Our
Prayers**



Module 11: Daniel 6



God Promises...

...to Hear Our Prayers and Protect Us

The Gathering

Appropriate music is being played in the background as members join the circle. Greet residents individually and quietly as they take their seats, listen to the music, and prepare for worship.

After all worshipers have been seated, begin. **Welcome, everyone. We are the family of God. Together we are going to have church.** Speak slowly, use large gestures, and pause for recognition time. Put church prop on the piano.

- Open gold “church box” and give cross and Bible to two nearby residents to hold.
- Sing and repeat a song of your choice while setting up the worship table.
- Take cloth from the church box and spread it on the table, using large gestures.
- Retrieve cross and Bible to place on the worship table. Hold items so all can see.
- Optional: add a vase of red flowers to the table.
- Speak these words: **God calls us to worship, and today we worship him as his church.**

God’s Greeting

God gives us this greeting: Grace to you and peace from God the Father, God the Son, and God the Holy Spirit. Amen.

Hymn of Response

We respond to God’s greeting by singing:

Glory Be to the Father (Gloria Patri)

Glory be to the Father and to the Son and to
the Holy Ghost

As it was in the beginning, is now, and ever shall be,
World without end. Amen, amen.

Some worship modules, such as this one, include the singing of “Glory Be to the Father” (Gloria Patri) after the greeting.



Worship Through Song

Let us begin our worship of the Lord by singing. Look for a moment at your hands. (Pause and look at your own hands.) **Think for a moment of God’s**

hands. He's got the whole world in his hands! Would you please sing that song with me? (Use gestures for "whole world" and "in his hands." After singing the first verse, go around the semi-circle, singing the names of each person so all of the residents' names are included in a verse. Add verses as appropriate to the group.)

He's Got the Whole World in His Hands

He's got the whole world in his hands,
He's got the whole world in his hands,
He's got the whole world in his hands,
He's got the whole world in his hands.

He's got you and me sister (brother) in his hands...
He's got (add two residents' names each time) in his hands...
He's got the itty bitty baby in his hands...


I'm grateful that God has the whole world in his hands. God is powerful. And God is holy. Please join me in singing, "Holy, Holy, Holy."

Holy, Holy, Holy (sing twice)
Holy, Holy, Holy! Lord God Almighty!
Early in the morning our song shall rise to thee;
Holy, Holy, Holy! Merciful and mighty,
God in three Persons, blessed Trinity!

Opening Prayer

Heavenly Father, we come with joy to worship you. For you are great. And you are holy. You walk with us on this side of heaven. Bless our worship as we celebrate your promises. Now may the words of our mouths and the meditations of our hearts be acceptable to you, O Lord, our Strength, and our Redeemer. Amen. (Psalm 19:14)

Visual Lesson



When the visual lesson is used as a lead-in to Scripture, be sure to present the lesson to *each* person in the circle. If a worshiper has difficulty focusing, a gentle touch can cue him or her back to the visual lesson.

(From Treasury of Bible Stories, Retold by Lise Caldwell, Cincinnati: Standard Publishing, 1998.)

When I was a young child, I loved the Bible story of Daniel in the lions' den. Here is a picture of this story. (Go around the circle, showing each resident the

picture while making comments: **Daniel is all alone, isn't he? I would be scared. Look at the ferocious lions, etc.)**

In this story, King Darius thought the world of Daniel. Daniel was very smart and, with God's help, he could interpret the king's dreams. Daniel was very popular with King Darius. But some of the king's men were jealous of Daniel. They wanted to destroy him. So they made a plan and went to the king. "No one should pray to anyone but you, O king," they said. They knew Daniel always prayed to God, for they had seen him. "Now sign into law that anyone who does not pray to you shall be thrown into the lions' den," they said. So King Darius signed the law. Anyone who did not pray to the king would be put into the lions' den. It was now the law of the Medes and Persians.

Scripture and Message Daniel 6:10-23

(Read the passage directly from the Bible, NIV translation. Put sticky notes in the Bible to remind yourself of the "I wonder" questions.)

We continue the story from Daniel, chapter 6.

"Now when Daniel learned that the decree had been published, he went home to his upstairs room where the windows opened toward Jerusalem. Three times a day he got down on his knees and prayed, giving thanks to his God, just as he had done before.

Remember to speak slowly and clearly so that you are easy to follow. Don't rush through the Scripture verses.



Then these men went as a group and found Daniel praying and asking God for help. So they went to the king and spoke to him about his royal decree: 'Did you not publish a decree that during the next thirty days anyone who prays to any god or man except to you, O king, would be thrown into the lions' den?'

The king answered, 'The decree stands—in accordance with the law of the Medes and Persians, which cannot be annulled.'

Then they said to the king, 'Daniel, who is one of the exiles from Judah, pays no attention to you, O king, or to the decree you put in writing. He still prays three times a day.' When the king heard this, he was greatly distressed; he was determined to rescue Daniel and made every effort until sundown to save him.

Then the men went as a group to the king and said to him, 'Remember, O king, that according to the law of the Medes and Persians no decree or edict that the king issues can be changed.'

So the king gave the order, and they brought Daniel and threw him into the lions' den. The king said to Daniel, 'May your God, whom you serve continually, rescue you!''


- Daniel is now trapped with the lions. I wonder how he felt.

“A stone was brought and placed over the mouth of the den, and the king sealed it with his own signet ring and with the rings of his nobles, so that Daniel’s situation might not be changed. Then the king returned to his palace and spent the night without eating and without any entertainment being brought to him. And he could not sleep.”

- I wonder why the king could not sleep.

“At the first light of dawn, the king got up and hurried to the lions’ den. When he came near the den, he called to Daniel in an anguished voice, ‘Daniel, servant of the living God, has your God, whom you serve continually, been able to rescue you from the lions?’

Daniel answered, ‘O king, live forever! My God has sent his angel, and he shut the mouths of the lions. They have not hurt me, because I was found innocent in his sight. Nor have I ever done anything wrong before you, O king.’



Don't worry about getting off-topic during discussion times. It's more valuable to meet worshipers' needs than to push forward with the planned service.

The king was overjoyed and gave orders to lift Daniel out of the den. And when Daniel was lifted from the den, no wound was found on him, because he had trusted in his God.”

God did not leave Daniel alone to face the lions. God was with Daniel. God also promises to never leave or forsake us. And God keeps his promises—all of the time.

Talking It Over

- I wonder what you thought about this story.
- I wonder if God stays with us, just as he stayed with Daniel.

Hymn of Response

Jesus abides with us during the day and during the night. We sing together the comforting hymn “Abide With Me.”

Abide With Me (sing twice)

Abide with me: fast falls the eventide;
The darkness deepens; Lord, with me abide:
Where other helpers fail, and comforts flee
Help of the helpless, O abide with me!

Closing Prayer

Amazing grace! God forgives us through Jesus Christ. What should we pray for this afternoon? What are your intentions? God promises to hear our prayers.

(Give time for response. Then weave responses into a corporate prayer, concluding with the *Lord's Prayer* and responsive hymn "Hear Our Prayer, O Lord.")

Hear Our Prayer, O Lord

Hear our prayer, O Lord, hear our prayer, O Lord
Incline thine ear to us, and grant us your peace. Amen.

Closing Hymn

While singing, go to the worshipers, hold their hands and look into their eyes.

No Never Alone

No never alone. No never alone.
He promised never to leave me, never to leave me alone.
No never alone. No never alone.
He promised never to leave me, never to leave me alone.

Benediction (Numbers 6:24-26)

The Lord bless you and keep you.
The Lord make his face to shine upon you and be gracious to you.
The Lord turn his face toward you and give you peace.
In the name of the Father, and of the Son, and of the Holy Spirit. Amen.

Doxology

Invite worshipers to hold hands while singing.

Praise God, from whom all blessings flow;
Praise Him, all creatures here below;
Praise Him above, ye heavenly host;
Praise Father, Son, and Holy Ghost.

Invite worshipers to a time of refreshments following the service. Then go to each one and give a personal blessing.

Worship Service

(date)

Our last worship service followed the theme of:
God keeps his promises—all of the time

The scripture:

Daniel 6—the story of Daniel in the lions' den

The worship topic:

God promises to hear our prayers and protect us

We sang the following songs:

He's Got the Whole World In His Hands

Holy, Holy, Holy

Abide With Me

No Never Alone

Our worship used the story of Daniel in the lions' den to illustrate the fact that we may take comfort in God's promise to never leave us or forsake us.

The words for the songs and the activities are listed on the sheet hanging below. Please take one and use the songs and ideas as you visit with your loved one.

Worship Service

(date)

Theme: God keeps his promises—all of the time

Topic: God promises to hear our prayers and protect us

Songs:

He's Got the Whole World in His Hands

He's got the whole world in his hands,
 He's got the whole world in his hands,
 He's got the whole world in his hands,
 He's got the whole world in his hands.

Holy, Holy, Holy

Holy, Holy, Holy! Lord God Almighty!
 Early in the morning our song shall rise to thee;
 Holy, Holy, Holy! Merciful and mighty,
 God in three persons, blessed Trinity!

Abide With Me

Abide with me: fast falls the eventide;
 The darkness deepens; Lord, with me abide:
 Where other helpers fail, and comforts flee
 Help of the helpless, O abide with me!

No Never Alone

No never alone. No never alone.
 He promised never to leave me, never to leave me alone.
 No never alone. No never alone.
 He promised never to leave me, never to leave me alone.

Revisiting the Worship Theme and Topic

Many of the residents participated in the following two activities that referred to the theme and topic of the worship service.

Activity 1: We sang some of the songs above and talked about how God heard Daniel's prayers, and that he also hears ours and won't forsake us. To remind us of this promise we made posters with a picture of Daniel and a lion, with the words "God hears our prayers and protects us from harm."

Activity 2: We sang some of the same songs and talked again about how God hears our prayers. We made another reminder poster of a person with lions around and labeled the lions with some of the fears and dangers we face now. We covered the person with a lacy cloud to represent God's protection over us.

We share this information so that visitors and staff will, in interaction with the residents, be able to comment on our worship activities, rather than just questioning, which often does not bring a meaningful response.

Re-encountering Activities

Theme: God keeps his promises—all of the time

Worship topic: God promises to hear our prayers and protect us

Scripture text: Daniel 6

Purpose of activities: To re-engage the residents in the theme and topic of the previous worship service by repeating the same songs and reminding them that Daniel, who prayed to God daily, trusted God when he defied King Darius' command to pray to no one else but himself.

Activity 1

Materials:

Sheets of 8.5 x 11 construction paper in a variety of colors, pre-printed with Module 11, Activity 1 master

Elmer's glue

Lion shapes cut from golden brown velour or polar fleece to match lion profile on master (see pattern)

Brown crayons

Activity Sequence and Procedures

Gather the group together and begin by singing:

Holy, Holy, Holy (sing twice)

Holy, Holy, Holy! Lord God Almighty!

Early in the morning our song shall rise to thee;

Holy, Holy, Holy! Merciful and mighty,

God in three Persons, blessed Trinity!

He's Got the Whole World in His Hands

He's got the whole world in his hands,

He's got the whole world in his hands,

He's got the whole world in his hands,

He's got the whole world in his hands.

He's got you and me sister (brother) in his hands...

He's got (add two residents' names each time) in his hands...

He's got the itty bitty baby in his hands...

At our last worship service, our worship leader read the story of Daniel in the lions' den. Daniel prayed to God, even when King Darius made a law that people should only pray to the king. Daniel knew that praying to a man, even though he was a king, was wrong. He trusted God to care for him when he obeyed God instead of following the king's law. David was saved from the lions.

It is proof again that God keeps his promises all of the time, and that one of his promises is to hear us when we pray. God will care for us.

Today we'll each make a poster that reminds us of God's care. It's a poster with a picture of Daniel and the lions. We'll make one of the lions furry—sort of like a real one. Here's how it will look when it is finished. (Show sample.) Notice Daniel and the lion and the words "God hears our prayers and protects us from harm."

Here's the poster sheet and here's the glue and the fur for the lion. First, put some spots of glue on the lion. And stick his "fur coat" on. (Help those who need assistance. Circulate among the residents, talking more about the story of Daniel.)

Let's sing some more of the songs from our worship service. They remind us of God's promises, and that he keeps them all of the time.

Abide With Me (sing twice)

Abide with me: fast falls the eventide;
The darkness deepens; Lord, with me abide:
Where other helpers fail, and comforts flee
Help of the helpless, O abide with me!

Hear Our Prayer, O Lord

Hear our prayer, O Lord, hear our prayer, O Lord
Incline thine ear to us, and grant us your peace. Amen.

No Never Alone

No never alone. No never alone.
He promised never to leave me, never to leave me alone.
No never alone. No never alone.
He promised never to leave me, never to leave me alone.

When the activity is finished, hang the posters in the residents' rooms. They will be referred to in the visitor/staff handout.

Activity 2

Materials

Pieces of 8.5 x 11 pastel construction paper pre-printed with Module 11, Activity 2a and 2b masters

Pieces of see-through gauzy fabric, cut into cloud shapes, large enough to cover the person on the poster (See pattern). Attach these to posters before the activity begins.

A variety of fine felt-tip markers that can be used to write on the lion shapes

Activity Sequence and Procedures

Gather the group and begin by singing:

Holy, Holy, Holy

Holy, Holy, Holy! Lord God Almighty!
Early in the morning our song shall rise to thee;
Holy, Holy, Holy! Merciful and mighty,
God in three Persons, blessed Trinity!

He's Got the Whole World in His Hands

He's got the whole world in his hands,
He's got the whole world in his hands,
He's got the whole world in his hands,
He's got the whole world in his hands.

He's got you and me sister (brother) in his hands...
He's got (add two residents' names each time) in his hands...
He's got the itty bitty baby in his hands...

At our worship service, our worship leader read the story of Daniel in the lions' den. Daniel prayed to God even when King Darius made a law that people should only pray to him. Daniel knew that praying to a man, even though he was a king, was wrong. He trusted God to care for him when he obeyed God instead of following the king's law. David was saved from the lions, and he was protected by God.

It is proof again that God keeps his promises all of the time, and that one of God's promises is to hear us when we pray. God will care for us.

At our last activity time, we made a poster with the lion, Daniel, and the words "God hears our prayers and protects us from harm." Today we'll each make another poster that reminds us of God's care. It is a poster that has a person that is like us, some lion shapes, and a cover showing God's protection. This time the lion shapes will have names of things that we pray God will protect us from. This is how mine looks. (Show sample.)

Notice Daniel and the lion, and the cover of God's protection—can you feel it?

Let's talk about the things that worry us, the things for which we need God's protection and comfort. We'll name our lions with those things.

This part may be somewhat difficult. Since you're working with persons with dementia, it is probable that you will have to verbalize some of the fears and needs that you know the residents have, such as a fear of getting lost, fears about falling, etc. It is important as well to talk about how God doesn't take all of these difficult things away, but rather he gives us protection and comfort. For example, "We will help you find your room," "A nurse will help

you if you fall,” or “Isn’t the invention of canes and walkers a wonderful thing? You may be slower, but you can still get around.”

Help the residents to label the lions with the names of these fears and difficulties. This is a way to personalize God’s care and protection for the resident. You may have to do the writing for them, but putting these visual cues on paper is important.

There are many different things that make us afraid, but God protects us. Now that we are finished making our posters, let’s sing some songs that remind us of God’s promises and that he keeps them all of the time.

Abide With Me

Abide with me: fast falls the eventide;
The darkness deepens; Lord, with me abide:
Where other helpers fail, and comforts flee
Help of the helpless, O abide with me!

Hear Our Prayer, O Lord


Hear our prayer, O Lord, hear our prayer, O Lord
Incline thine ear to us, and grant us your peace. Amen.

And because Jesus hears our prayers, we can confidently sing “No Never Alone.”






No Never Alone







No never alone. No never alone.
He promised never to leave me, never to leave me alone.
No never alone. No never alone.
He promised never to leave me, never to leave me alone.

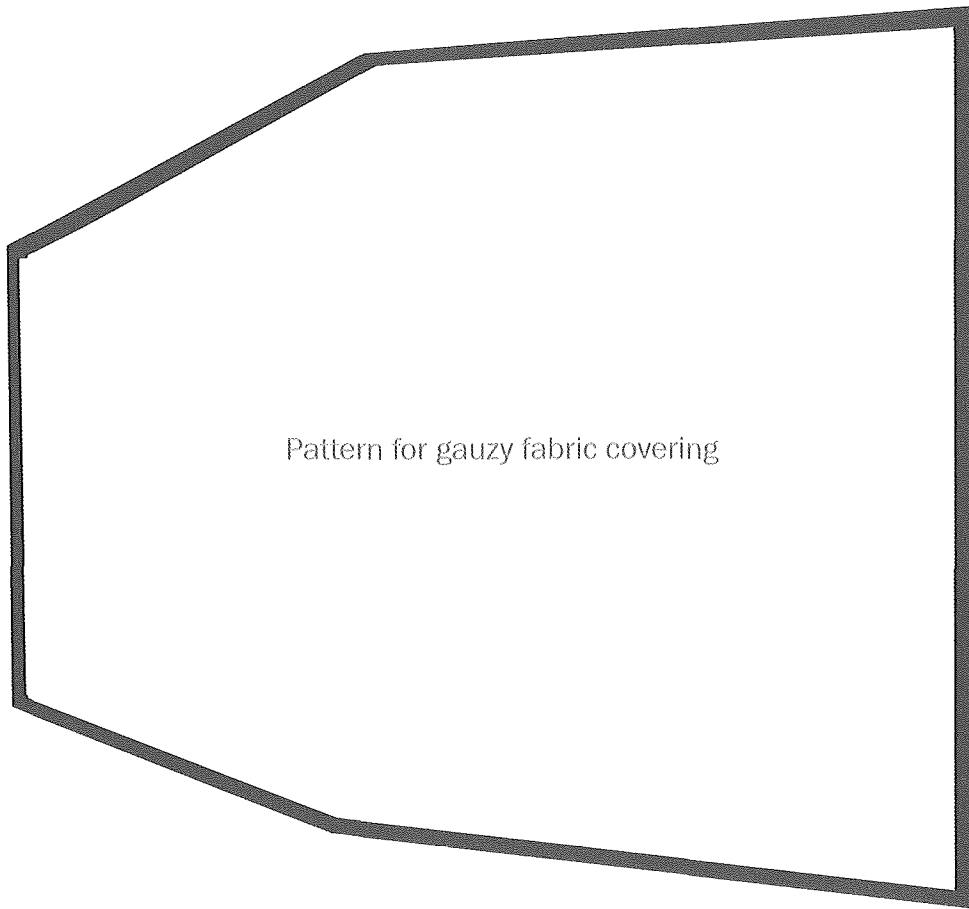
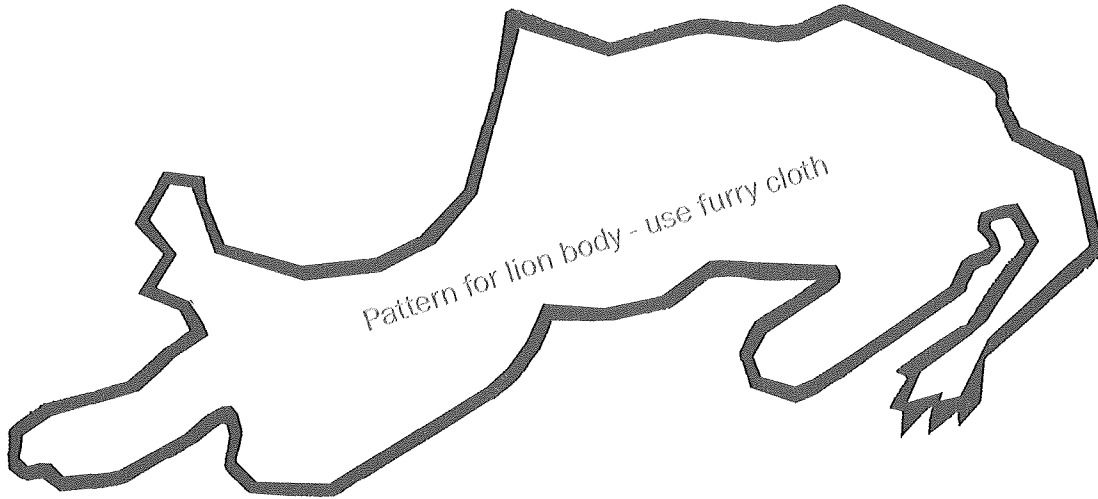
When the activity is finished, hang the posters in the residents’ rooms. They will be referred to in the visitor/staff handout.



God hears our prayers and protects us from harm.









The Gathering

Appropriate music is being played in the background as members join the circle. Greet residents individually and quietly as they take their seats, listen to the music, and prepare for worship.

After all worshipers have been seated, begin. **Welcome, everyone. We are the family of God. Together we are going to have church.** Speak slowly, use large gestures, and pause for recognition time. Put church prop on the piano.

- Open gold “church box” and give cross and Bible to two nearby residents to hold.
- Sing and repeat a song of your choice while setting up the worship table.
- Take cloth from the church box and spread it on the table, using large gestures.
- Retrieve cross and Bible to place on the worship table. Hold items so all can see.
- Optional: add a vase of red flowers to the table.
- Speak these words: **God calls us to worship, and today we worship him as his church.**

God's Greeting

God gives us this greeting: Grace to you and peace from God the Father, God the Son, and God the Holy Spirit. Amen.

Worship Through Song

Let us begin our worship of the Lord by singing. Look for a moment at your hands. (Pause and look at your own hands.) **Think for a moment of God's hands. He's got the whole world in his hands! Would you please sing that song with me?** (Use gestures for “whole world” and “in his hands.” After singing the first verse, go around the semi-circle, singing the names of each person so all of the residents' names are included in a verse. Add verses as appropriate to the group.)

He's Got the Whole World in His Hands

He's got the whole world in his hands,
He's got the whole world in his hands,
He's got the whole world in his hands,
He's got the whole world in his hands.

He's got you and me sister (brother) in his hands...
He's got (add two residents' names each time) in his hands...
He's got the itty bitty baby in his hands...

I'm grateful that God has the whole world in his hands. God is powerful. And God is holy. Please join me in singing, "Holy, Holy, Holy."

Holy, Holy, Holy (sing twice)

Holy, Holy, Holy! Lord God Almighty!
Early in the morning our song shall rise to thee;
Holy, Holy, Holy! Merciful and mighty,
God in three Persons, blessed Trinity!

Opening Prayer

Heavenly Father, we come with joy to worship you. For you are great. And you are holy. Now may the words of our mouths and the meditations of our hearts be acceptable to you, O Lord, our Strength, and our Redeemer. Amen. (Psalm 19:14)

Testimony of Faith John 3:16 (KJV)

People of God, what do you believe? (Begin the verse and worshipers will naturally join along. Speak slowly.)

"For God so loved the world, that he gave his only begotten Son, that whosoever believeth in him should not perish, but have everlasting life."

Hymn of Response


God loves us! When you and I were children, we sang a song about this love: "Jesus Loves Me." Please sing this song with me.

Jesus Loves Me

Jesus loves me, this I know,
For the Bible tells me so.
Little ones to him belong;
They are weak, but he is strong.

Yes, Jesus loves me! Yes, Jesus loves me!
Yes, Jesus loves me! The Bible tells me so.

Music is very important for dementia residents. Residents who have difficulty finding words are often able to sing all of the words of familiar hymns.



Visual Lesson

(Use an older picture of a bride and groom.)

This is a wedding picture of Leo and Martha. They were married in 1939. Times were hard. Instead of a big church, they were married in their parents' living room. Instead of a fancy wedding dress, Martha wore a pink lace dress that she could later wear to church. Instead of a big diamond wedding ring, Leo bought Martha a simple gold band for six dollars.

Leo couldn't promise Martha a big house or an expensive ring. He didn't have the money. But he promised Martha that he would love her "in sickness and in health, until death do us part." Martha promised the same to Leo. And they made these promises in the presence of God.


A wedding ring symbolizes the promise to love our husband or wife "until death do us part."

I see some wedding rings here. Briefly comment on theirs and, if possible, your own, restating, "A wedding ring symbolizes the promise to love our husband or wife 'until death do us part.'"

God's love is even greater than a husband's love for his wife. God's love is even greater than a wife's love for her husband. Hear the words of the Apostle Paul from Romans 8. (Read directly from the Bible, NIV.)

"And we know that in all things God works for the good of those who love him, who have been called according to his purpose." (Romans 8:28)

"Who shall separate us from the love of Christ? Shall trouble or hardship or persecution or famine or nakedness or danger or sword?" (Romans 8:35)



Validate worshipers' experiences and perspectives. Do not argue with them. Instead, affirm what they say and give them gentle guidance.

"No, in all these things we are more than conquerors through him who loved us. For I am convinced that neither death nor life, neither angels nor demons, neither the present nor the future, nor any powers, neither height nor depth nor anything else in

all creation, will be able to separate us from the love of God that is in Christ Jesus our Lord." (Romans 8:37-39)

NOTHING can separate us from the love of God. Not sickness, not even death.

God promises to love us forever through Jesus Christ our Lord. And God keeps his promises—all of the time.

Talking It Over

- **God promises to love us forever. I wonder if that is comforting to you.**
- **God promises to love us forever. I wonder if we sometimes don't feel that promise.**

Hymn of Response

Jesus loves us. And we love Jesus. Please join me in singing the familiar hymn, “My Jesus, I Love Thee.” (If possible, try these two verses. Otherwise, sing verse one two times.)

My Jesus, I Love Thee


My Jesus, I love thee, I know thou art mine;
For thee all the follies of sin I resign;
My gracious Redeemer, my Savior art thou;
If ever I loved thee, my Jesus, 'tis now.

I'll love thee in life, I will love thee in death;
And praise thee as long as thou lendest me breath;
And say when the death dew lies cold on my brow,
If ever I loved thee, my Jesus, 'tis now.

Closing Prayer

God promises to love you forever. And he promises to hear our prayers through Jesus Christ our Lord. What should we pray for this afternoon? What are your intentions? (Gather prayer requests and weave them into a corporate prayer, concluding with the Lord's Prayer.)

During closing prayer time, push the worship table aside carefully and sit within the worship circle.



Closing Hymn

While singing, go to the worshipers, hold their hands, and look into their eyes.

No Never Alone

No never alone. No never alone.
He promised never to leave me, never to leave me alone.
No never alone. No never alone.
He promised never to leave me, never to leave me alone.

Benediction (Numbers 6:24-26)

The Lord bless you and keep you.

The Lord make His face to shine upon you and be gracious to you.

The Lord turn His face toward you and give you peace.

In the name of the Father, and of the Son, and of the Holy Spirit. Amen.

Doxology

Invite worshipers to hold hands while singing.

Praise God, from whom all blessings flow;

Praise Him, all creatures here below;

Praise Him above, ye heavenly host;

Praise Father, Son, and Holy Ghost.

Invite worshipers to a time of refreshments following the service. Then go to each one and give a personal blessing.

Worship Service

(date)

Our last worship service followed the theme of:
God keeps his promises—all of the time

The scripture:
Romans 8:28-35, 37-39

The worship topic:
God promises to love us forever

We sang the following songs:
He's Got the Whole World In His Hands
Holy, Holy, Holy
Jesus Loves Me
My Jesus I Love Thee
No, Never Alone

The worship leader used the illustration of marriage as an illustration of a promise of love. In follow-up activities we talked about friends and relatives and the way we make promises to love and care for them. And we expect to keep those promises.

The words for the songs and the activities are listed on the sheet hanging below. Please take one and use the songs and ideas as you visit with your loved one.

Worship Service

(date)

Theme: God keeps his promises—all of the time

Topic: God promises to love us forever

Songs:

He's Got the Whole World in His Hands

He's got the whole world in his hands,
He's got the whole world in his hands,
He's got the whole world in his hands,
He's got the whole world in his hands.

Jesus Loves Me

Jesus loves me, this I know,
For the Bible tells me so.
Little ones to him belong;
They are weak, but he is strong.

Yes, Jesus loves me! Yes, Jesus loves me!
Yes, Jesus loves me! The Bible tells me so.

No Never Alone

No never alone. No never alone.
He promised never to leave me, never to leave me alone.
No never alone. No never alone.
He promised never to leave me, never to leave me alone.

My Jesus, I Love Thee

My Jesus, I love thee, I know thou art mine;
For thee all the follies of sin I resign;
My gracious Redeemer, my Savior art thou;
If ever I loved thee, my Jesus, 'tis now.

I'll love thee in life, I will love thee in death;
And praise thee as long as thou lendest me breath;
And say when the death dew lies cold on my brow,
If ever I loved thee, my Jesus, 'tis now.

Doxology

Praise God, from whom all blessings flow;
Praise Him, all creatures here below;
Praise Him above, ye heavenly host;
Praise Father, Son, and Holy Ghost.

Revisiting the Worship Theme and Topic

Many of the residents participated in the following two activities that referred to the theme and topic of the worship service.

Activity 1: We sang some of the songs above and talked about some of the things that we had loved and persons we had made promises to. Some of the things we held dear were our school, our brothers and sisters, our spouse, and our children. We made intertwined paper rings that said “Jesus loves me” and “(Resident’s name) loves Jesus.” The rings are hanging in the residents’ rooms.

Activity 2: Again we sang some of the songs above and mentioned some of the promises we had made and talked about the previous activity. We made a paper chain of the words “God promises to love me forever.”

We share this information so that visitors and staff will, in interaction with the residents, be able to comment on our worship activities, rather than just questioning, which often does not bring a meaningful response.

Re-encountering Activities

Theme: God keeps his promises—all of the time

Worship topic: God promises to love us forever

Scripture text: Romans 8:28-35, 37-39

Activity 1

Activity purpose: To re-engage the residents in the theme and topic of the previous worship service by repeating the same songs and reminding them of promises they have made, like the way God has made promises to them.

Materials:

Copies of module 12, activity 1 master, run off on gold paper and pre-cut, depending on the ability of the residents

Tape or stickers to close one of the rings

Pencils or fine-tip markers

Activity Sequence and Procedures

Gather the group together and begin by singing:

He's Got the Whole World in His Hands

He's got the whole world in his hands,

He's got the whole world in his hands,

He's got the whole world in his hands,

He's got the whole world in his hands.

He's got you and me sister (brother) in his hands...

He's got (add two residents' names each time) in his hands...

He's got the itty bitty baby in his hands...

Jesus Loves Me

Jesus loves me, this I know,

For the Bible tells me so.

Little ones to him belong;

They are weak, but he is strong.

Yes, Jesus loves me! Yes, Jesus loves me!

Yes, Jesus loves me! The Bible tells me so.

At our last worship service, our leader reminded us about some of the promises we have made in our lives. We talked about how God keeps his promises all of the time. We talked about wedding promises that we or our parents made, and, most importantly, we were reminded of the promise God made to love us forever!

Just like a wedding band, often when we make promises of love to another person, we use a finger ring as a reminder that we will keep the promise we make. Today we'll make a set of rings to remind us of the most important promise we can ever make—just like God made his promise to us.

Do you see the two rings on the table? One of them tells us “God promises to love you forever.” God shows us in many ways that he loves us. He sent his son to die on the cross to save us. He gives us food. He gives us people to take good care of us. What are some other ways God shows his love for you?

The second ring says “_____ promises to love God too.” If you love God, you may write your name on the blank that is on the ring. (Give opportunity to do so. Assist as needed.)

Now we will link the two rings together and seal the promises with this tape (or sticker). These rings will remind you of the promises you and God made to each other.

Let's sing some more of the songs from our worship service. They remind us of God's promises, and that he keeps them all of the time.

My Jesus, I Love Thee

My Jesus, I love thee, I know thou art mine;
For thee all the follies of sin I resign;
My gracious Redeemer, my Savior art thou;
If ever I loved thee, my Jesus, 'tis now.

I'll love thee in life, I will love thee in death;
And praise thee as long as thou lendest me breath;
And say when the death dew lies cold on my brow,
If ever I loved thee, my Jesus, 'tis now.

No Never Alone

No never alone. No never alone.
He promised never to leave me, never to leave me alone.
No never alone. No never alone.
He promised never to leave me, never to leave me alone.

When the activity is finished, hang the rings on the residents' doors. They are personal statements by the residents, and they can be conversation pieces for staff and visitors.

Activity 2

Activity purpose: To re-engage the residents in the theme and topic of the previous worship service by repeating the same songs and again addressing the subject of God's promise to love us. Activity 1 addressed this theme from the perspective of the fact that we make promises, just like God does. Activity 2 extends this by making a symbol of a promise we can make, or have made, to someone else.

Materials

Copies of Module 12, Activity 2 master, run off in a variety of colors

Scissors

Staplers to share

Activity Sequence and Procedures

Gather the group and begin by singing:

He's Got the Whole World in His Hands

He's got the whole world in his hands,

He's got the whole world in his hands,

He's got the whole world in his hands,

He's got the whole world in his hands.

He's got you and me sister (brother) in his hands...

He's got (add two residents' names each time) in his hands...

He's got the itty bitty baby in his hands...

Jesus Loves Me

Jesus loves me, this I know,

For the Bible tells me so.

Little ones to him belong;

They are weak, but he is strong.

Yes, Jesus loves me! Yes, Jesus loves me!

Yes, Jesus loves me! The Bible tells me so.

At our last worship service, Pastor (name) read from Romans 8 about how nothing will ever be able to separate us from the love of God.

Verse 28: "And we know that in all things God works for the good of those who love Him."

Verses 37 and 39: "For I am convinced that neither death nor life nor anything in all creation will be able to separate us from the love of God that is in Christ Jesus our Lord."

It is proof again that God keeps his promises all of the time, and that one of his promises is to love us forever. Today we'll make a chain that reminds us of this promise.

Look at the paper that is in front of you. Do I have a volunteer to read what it says?

(Pause and wait for response.) **Thank you. You will notice that there are lines separating each of the words. First we will take our scissors and cut on the lines all the way across the paper.**

Now we have six strips of paper, each one with a word on it. Can you find the strip that has “God” written on it? Put it into a circle, and we will help you staple it together. Now find the strip of paper with the word “promises” on it. Loop that strip through the first one and staple those ends together.

Continue this procedure with the words “to,” “love,” “me,” and “forever.” Assist as needed.

Let us read the words on our chain together. “God promises to love me forever.” When you take this chain back to your room, you can share this wonderful good news with your family and friends who come to visit you.

Now that we are finished with our chains, let’s sing these songs that remind us of God’s promises, and that he keeps them all of the time.

My Jesus, I Love Thee

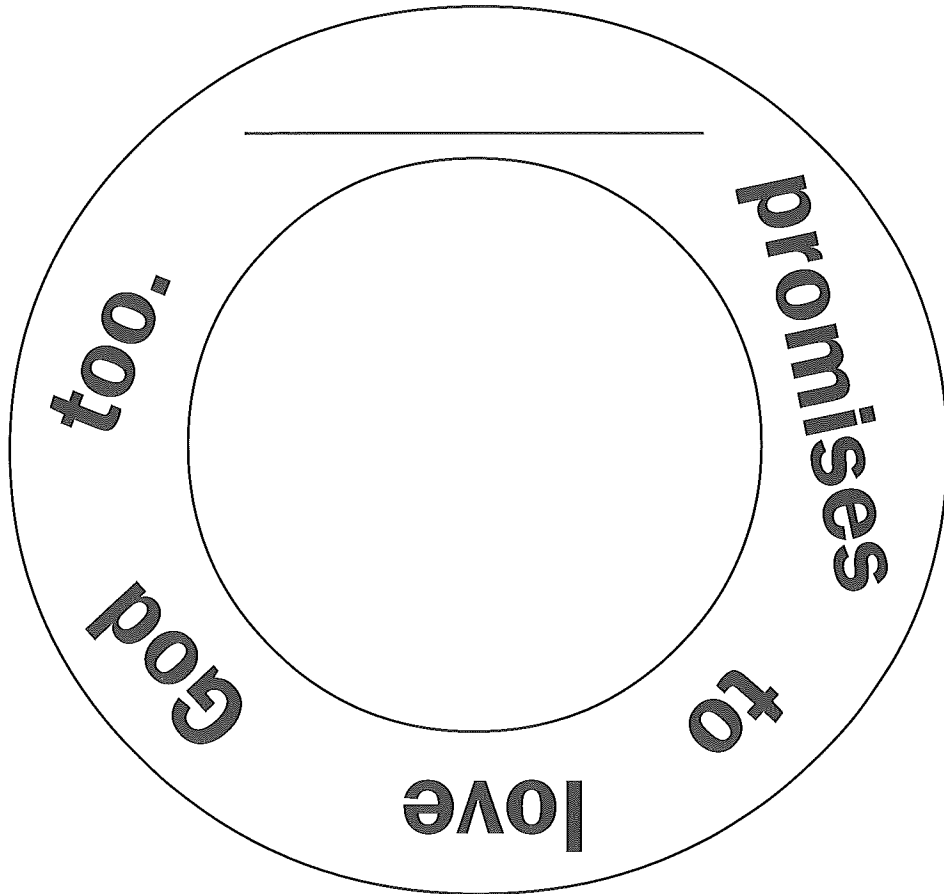
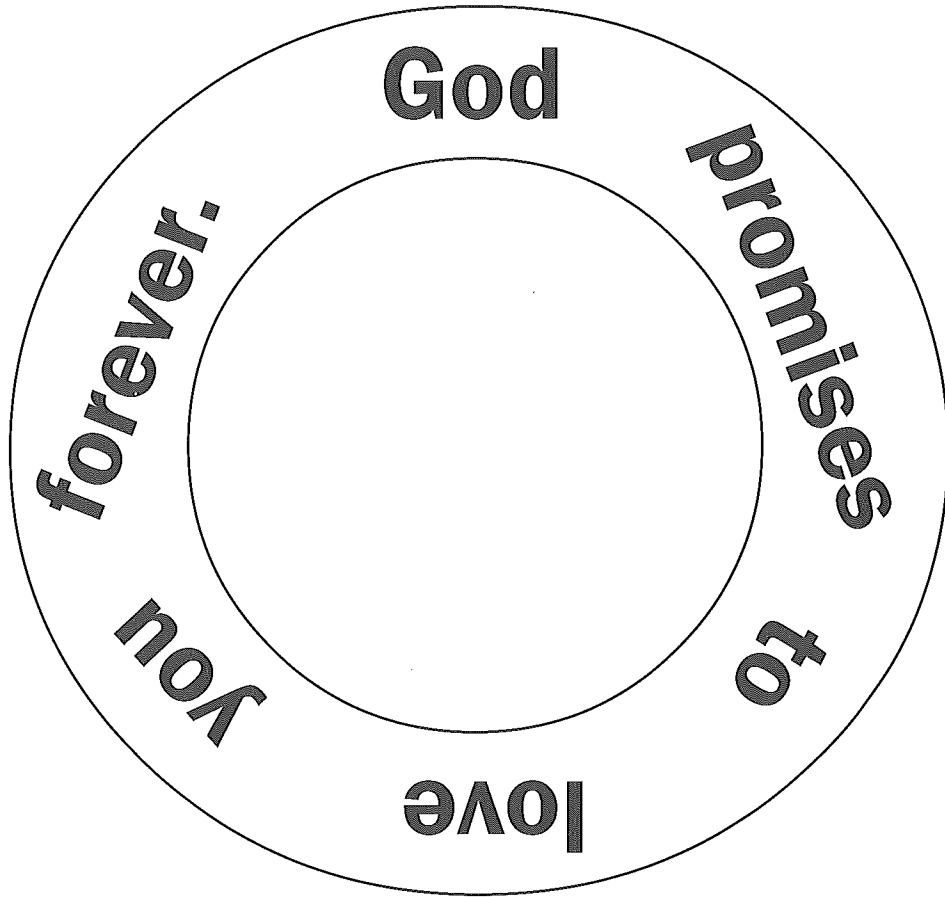
My Jesus, I love thee, I know thou art mine;
For thee all the follies of sin I resign;
My gracious Redeemer, my Savior art thou;
If ever I loved thee, my Jesus, ‘tis now.

I’ll love thee in life, I will love thee in death;
And praise thee as long as thou lendest me breath;
And say when the death dew lies cold on my brow,
If ever I loved thee, my Jesus, ‘tis now.

No Never Alone

No never alone. No never alone.
He promised never to leave me, never to leave me alone.
No never alone. No never alone.
He promised never to leave me, never to leave me alone.

When the activity is finished, help the residents bring the chains to their rooms so that they can share them with caregivers and visitors.



God

Promises

To

Love

Me

Forever

God Promises...

...to Be With Us (Holy Communion)

The Gathering

Appropriate music is being played in the background as members join the circle. Greet residents individually and quietly as they take their seats, listen to the music, and prepare for worship.

After all worshipers have been seated, begin. **Welcome, everyone. We are the family of God. Together we are going to have church.** Speak slowly, use large gestures, and pause for recognition time. Put church prop on the piano.

- Open gold “church box” and give cross and Bible to two nearby residents to hold.
- Sing and repeat a song of your choice while setting up the worship table.
- Take cloth from the church box and spread it on the table, using large gestures.
- Retrieve cross and Bible to place on the worship table. Hold items so all can see.
- Optional: add a vase of red flowers to the table.
- Speak these words: **God calls us to worship, and today we worship him as his church.**

God’s Greeting

God gives us this greeting: Grace to you and peace from God the Father, God the Son, and God the Holy Spirit. Amen.

Worship Through Song

Let us begin our worship of the Lord by singing. Look for a moment at your hands. (Pause and look at your own hands.) **Think for a moment of God’s hands. He’s got the whole world in his hands! Would you please sing that song with me?** (Use gestures for “whole world” and “in his hands.” After singing the first verse, go around the semi-circle, singing the names of each person so all of the residents’ names are included in a verse. Add verses as appropriate to the group.)



Use large gestures for “whole world,” “hands,” and for other words in the other verses.

He's Got the Whole World in His Hands

He's got the whole world in his hands,
He's got the whole world in his hands,
He's got the whole world in his hands,
He's got the whole world in his hands.

He's got you and me sister (brother) in his hands...
He's got (add two residents' names each time) in his hands...
He's got the itty bitty baby in his hands...

I'm grateful that God has the whole world in his hands. God is powerful. And God is holy. Please join me in singing, "Holy, Holy, Holy."

Holy, Holy, Holy (sing twice)

Holy, Holy, Holy! Lord God Almighty!
Early in the morning our song shall rise to thee;
Holy, Holy, Holy! Merciful and mighty,
God in three Persons, blessed Trinity!

Opening Prayer

Heavenly Father, we come with joy to worship you. For you are great. And you are holy. Now may the words of our mouths and the meditations of our hearts be acceptable to you, O Lord, our Strength, and our Redeemer. Amen. (Psalm 19:14)

Testimony of Faith The Apostles' Creed

People of God, what do you believe? (Begin the Creed and encourage worshipers to join in. Speak slowly.)


I believe in God, the Father Almighty, creator of heaven and earth.

**I believe in Jesus Christ, his only Son, our Lord:
Who was conceived by the Holy Spirit,
born of the Virgin Mary,
suffered under Pontius Pilate,
was crucified, died, and was buried.
He descended into hell.
The third day he rose again from the dead.
He ascended into heaven
and is seated at the right hand of God the Father almighty.
From there he will come to judge the living and the dead.**

**I believe in the Holy Spirit,
the holy catholic church,
the communion of saints,
the forgiveness of sins,
the resurrection of the body,
and the life everlasting. Amen.**

Visual Lesson Based upon Matthew 21, 26, 27, 28

On the floor or a table, so everyone can see, put seven brown felt rectangles in the shape of the cross. Place ten plastic eggs on the felt cross. Each egg is numbered 1 - 10 and is filled, except for #10. Open each egg and explain its contents:



As you display the various items, be sure to take time to make sure everyone is able to see the objects.

1. Fake leaf: **When Jesus triumphantly entered Jerusalem on a donkey, the people waved palm branches. "Hosanna to the Son of David. Blessed is he who comes in the name of the Lord. Hosanna in the highest!"** (Matthew 21:9) **The people thought Jesus would be a king to save them from the Romans.**

2. Cracker pieces: **On the night he was betrayed Christ broke bread, and when he had given thanks, said, "This is my body which is for you. Do this in remembrance of me." At the same time he took the cup after supper saying, "This cup is the new covenant in my blood. Do this in remembrance of me."**

3. Three silver coins: **At that same meal, Jesus said, "The one who has dipped his hand into the bowl with me will betray me."** (Matthew 26:25) **One of Jesus' disciples, named Judas, went out and betrayed Jesus for 30 pieces of silver.**

4. Small rope: **Then Pilate released Barabbas to the people. "But he had Jesus flogged and handed him over to be crucified."** (Matthew 27:26)

5. Crown of thorns (paper or twigs): **"So you are the king of the Jews!" mocked the soldiers. "Here is your crown!" And they placed a crown of thorns upon Jesus' head. "Hail, king of the Jews!"** (Matthew 27:29)

6. Small cross: **The soldiers brought Jesus to the place called Golgotha. His cross is ready.** (Matthew 27:33)

7. Nail: **They nailed his hands and feet to the cross. "Two robbers were crucified with him, one on his right and one on his left."** (Matthew 27:38)

8. Small sponge: **"I thirst," cried Jesus. And the soldiers raised a sponge dipped in vinegar for him to drink. But he did not take it.** (Matthew 27:48; John 19:28)

9. Dice: **The soldiers cast lots to see who would win Jesus' clothes.** (Matthew 27:35)

10. Empty egg: **It's empty. "The angel said to the women, 'Do not be afraid, for I know that you are looking for Jesus, who was crucified. He is not here; he has risen, just as he said. Come and see the place where he lay. Then go quickly and tell his disciples: He has risen from the dead...'"** (Matthew 28:5-7a)

Talking It Over

I wonder what you think about this story. (Motion to the eggs and cross. Give time for response.)

Communion

God keeps his promises—all of the time. He promises never to leave you or forsake you. God promises to be with you when you are afraid. God promises to love you forever. This afternoon we will celebrate the sacrament of Holy Communion. The bread and the juice remind us of Christ's promise to always be with us.


If you believe that Jesus is your Savior—that only Jesus saves you from your sins—you are welcome to the Table of the Lord. Let us pray:

Lord Jesus, thank you for dying on the cross for our sins. Thank you for giving us the bread and the cup to remember your death, until you come again. In your name we pray, Amen.

Liturgy:

The Lord Jesus, on the night he was betrayed, took bread, and when he had given thanks, he broke it and said, "This is my body, which is for you; do this in remembrance of me." In the same way, after supper he took the cup, saying, "This cup is the new covenant in my blood; do this, whenever you drink it, in remembrance of me."

Communion is a familiar ritual that can spark a faith-filled response from worshipers. It can provide a channel for recalling the past, creating feelings of comfort, familiarity, and spiritual fulfillment.



For whenever you eat this bread and drink this cup, you proclaim the Lord's death until he comes.

I will come to each of you. If you would like communion, take a piece of bread, dip the bread into the cup and eat. (Illustrate as you speak the liturgy.)

Take, eat. Remember and believe that the body of our Lord Jesus Christ was given for a complete forgiveness of all of our sins. Take, drink. Remember and believe that the blood of our Lord Jesus Christ was shed for a complete forgiveness of all of our sins.

The gifts of God for the people of God!

(Go to each person, repeating invitation and directions.)

Psalm of gratitude: Psalm 100 (Read slowly and pause to cue recitation memory.)
“Shout for joy to the Lord, all the earth. Serve the Lord with gladness; come before him with joyful songs. Know that the Lord is ____ (God). It is he who made us, and we are his; we are his people, the _____ (sheep) of his pasture. Enter his gates with _____ (thanksgiving) and his courts with praise; give thanks to him and praise his _____ (name). For the Lord is good and his love endures forever; his faithfulness continues through all _____ (generations).”

Worship Through Song

We sing of God’s amazing grace!

Amazing Grace

Amazing grace! How sweet the sound
That saved a wretch like me!
I once was lost, but now am found;
Was blind, but now I see.

Jesus conquered death. Hallelujah! Please join me in singing “Low In the Grave He Lay.”

Low In the Grave He Lay

Low in the grave he lay
Jesus, my Savior.
Waiting the coming day
Jesus, my Lord.

Up from the grave he arose, with a mighty triumph o'er his foes.
He arose a victor from the dark domain,
and he lives forever with his saints to reign
He arose! He arose! Hallelujah! Christ arose!

Closing Prayer The Lord's Prayer

**Our Father, who art in heaven, hallowed be thy name.
Thy kingdom come, thy will be done, on earth as it is in heaven.
Give us this day our daily bread,
and forgive us our debts, as we forgive our debtors.
Lead us not into temptation, but deliver us from evil
For thine is the kingdom, and the power, and the glory forever. Amen.**

Closing Hymn

While singing, go to the worshipers, hold their hands, and look into their eyes.

No Never Alone

No never alone. No never alone.
He promised never to leave me, never to leave me alone.
No never alone. No never alone.
He promised never to leave me, never to leave me alone.

Benediction (Numbers 6:24-26)

The Lord bless you and keep you.
The Lord make his face to shine upon you and be gracious to you.
The Lord turn his face toward you and give you peace.
In the name of the Father, and of the Son, and of the Holy Spirit. Amen.

Doxology

Invite worshipers to hold hands while singing.

Praise God, from whom all blessings flow;
Praise Him, all creatures here below;
Praise Him above, ye heavenly host;
Praise Father, Son, and Holy Ghost.

Invite worshipers to a time of refreshments following the service. Then go to each one and give a personal blessing.

Worship Service

(date)

Our last worship service followed the theme of:
God keeps his promises—all of the time

The scripture:
Matthew 26:17-30—The last supper

The worship topic:
God promises to be with us

We sang the following songs:
He's Got the Whole World In His Hands
Holy, Holy, Holy
Lo, In the Grave He Lay
Amazing Grace
No, Never Alone

The words for the songs and the activities are listed on the sheet hanging below. Please take one and use the songs and ideas as you visit with your loved one.

Worship Service

(date)

Theme: God keeps his promises—all of the time

Topic: God promises to be with us

Songs:

He's Got the Whole World in His Hands

He's got the whole world in his hands,
 He's got the whole world in his hands,
 He's got the whole world in his hands,
 He's got the whole world in his hands.

He's got you and me sister (brother) in his hands...
 He's got (add two residents' names each time) in his hands...
 He's got the itty bitty baby in his hands...

Holy, Holy, Holy (sing twice)

Holy, Holy, Holy! Lord God Almighty!
 Early in the morning our song shall rise to thee;
 Holy, Holy, Holy! Merciful and mighty,
 God in three Persons, blessed Trinity!

Low In the Grave He Lay

Low in the grave he lay
 Jesus, my Savior.
 Waiting the coming day
 Jesus, my Lord.

Up from the grave he arose, with a mighty triumph o'er his foes.
 He arose a victor from the dark domain,
 and he lives forever with his saints to reign
 He arose! He arose! Hallelujah! Christ arose!

Amazing Grace

Amazing grace! How sweet the sound
 That saved a wretch like me!
 I once was lost, but now am found;
 Was blind, but now I see.

No Never Alone

No never alone. No never alone.
 He promised never to leave me, never to leave me alone.
 No never alone. No never alone.
 He promised never to leave me, never to leave me alone.

Revisiting the Worship Theme and Topic

Many of the residents participated in the following two activities that referred to the theme and topic of the worship service.

Activity 1: We sang some of the songs above and talked about the resurrection. We made a poster of the empty tomb with the words “The tomb is empty—Jesus is risen.”

Activity 2: Again we sang some of the songs above and talked about the Last Supper and the crucifixion. To remind us of that time, we made a door hanger with some of the symbols of the Passon Week:

Cross - for Jesus’ death

Fish - a symbol of the early church, of Jesus as Savior

Heart - a symbol of Jesus’ love for us

Angel - for Jesus’ promise that the angels would watch over us

Bible - where God’s promises are recorded

Praying hands - reminding us of our prayers to Jesus

We share this information so that visitors and staff will, in interaction with the residents, be able to comment on our worship activities, rather than just questioning, which often does not bring a meaningful response.

Re-encountering Activities

Theme: God keeps his promises—all of the time

Worship topic: God promises to be with us

Scripture text: Matthew 26:17-30

Activity 1

Activity purpose: To re-engage the residents in the theme and topic of the previous worship service by repeating the same songs and discussing Jesus' resurrection.

Materials:

Poster paint in a variety of colors (brown, green, gray, black)

Inexpensive water color brushes

Plastic disposable plates or small plastic cups for the paint

Pieces of sky-blue construction paper, pre-printed with Module 13, Activity 1 master

Activity Sequence and Procedures

Gather the group together and begin by singing:

He's Got the Whole World in His Hands

He's got the whole world in his hands,

He's got the whole world in his hands,

He's got the whole world in his hands,

He's got the whole world in his hands.

He's got you and me sister (brother) in his hands...

He's got (add two residents' names each time) in his hands...

He's got the itty bitty baby in his hands...

Amazing Grace

Amazing grace! How sweet the sound

That saved a wretch like me!

I once was lost, but now am found;

Was blind, but now I see.

At our last worship service, Pastor (name) talked about how God keeps his promises all of the time. We heard the story of Christ's crucifixion and resurrection.

As we talk together today, I'd like you to make a picture—a picture of an empty tomb. You can draw it like I will—or make it the way you want to. We'll each have a piece of paper, with a title saying "The tomb is empty—Jesus has risen."

Here is some paint for you to use.

First, I'll make a black area to be the hole in the hill—the entrance to the tomb. Then I'll make a gray rock nearby to show that the stone has been rolled away from the mouth of the tomb.

And finally, I'll add a brown or green hill around the stone and the mouth of the cave, with a tree on the hillside. Now you can see what my picture looks like.

Walk around and work with individuals on their pictures. Talk about Lent and Easter.

Let me sing another song—you sing along with me if you know it.

Low In the Grave He Lay

Low in the grave he lay
Jesus my Savior.
Waiting the coming day
Jesus, my Lord.

Up from the grave he arose, with a mighty triumph o'er his foes.
He arose a victor from the dark domain,
and he lives forever with his saints to reign
He arose! He arose! Hallelujah! Christ arose!

Our picture shows that Jesus is no longer in the tomb. But that's only the way we draw him. We know that he really is everywhere, and that includes right here. So let's sing one of our other songs about how Christ cares for us. Join me in singing "No Never Alone."

No Never Alone

No never alone. No never alone.
He promised never to leave me, never to leave me alone.
No never alone. No never alone.
He promised never to leave me, never to leave me alone.

When the activity is finished, hang the rings on the residents' doors. They are personal statements by the residents, and they can be conversation pieces for staff and visitors.

Activity 2

Activity purpose: To re-engage the residents in the theme and topic of the previous worship service and activity by repeating the same songs and reminding them of Christ's suffering and death on the cross.

Materials

Glue sticks to share

Card stock in a variety of colors, pre-printed with Module 13, Activity 2 master, pre-cut

Activity Sequence and Procedures

Gather the group and begin by singing:

He's Got the Whole World in His Hands

He's got the whole world in his hands,
He's got the whole world in his hands,
He's got the whole world in his hands,
He's got the whole world in his hands.

He's got you and me sister (brother) in his hands...

He's got (add two residents' names each time) in his hands...

He's got the itty bitty baby in his hands...

Holy, Holy, Holy (sing twice)

Holy, Holy, Holy! Lord God Almighty!

Early in the morning our song shall rise to thee;

Holy, Holy, Holy! Merciful and mighty,

God in three Persons, blessed Trinity!

At our last worship service, Pastor (name) reminded us that Lent is the Easter time of year when we remember how Jesus suffered and died on the cross.

We'll make some doorknob hangers today that will remind us of Jesus' wonderful gift to us. You will notice that the hanger has a cross on the top. The cross reminds us that Jesus died for us so that we can live with him forever. Also look at the symbols. Can you find the cross? Let's glue the cross someplace on the hanger to show that our sins were taken away when Jesus died on the cross.

Next find the fish symbol. In the early church the Christians used the fish to witness to each other that Jesus was their Savior. We also want others to know that Jesus has saved us, just as he promised. Glue the fish on your hanger.

Do you see the heart? The heart symbolizes how much Jesus loves us and that we also love him with all of our hearts. Glue the heart on your hanger.

I also see a little angel. Jesus promised that he would send his angels to take care of us, and we know he keeps his promises all of the time. Can you find a place for your angel?

Now find the little Bible. Who can tell us what the Bible says? This is where we can read about all of God's promises to us and how much he loves us. Glue the Bible on your hanger.

The last symbol is the praying hands. Glue the hands on your hanger, and then we will fold our own hands to pray.

We thank you, Lord, for sending Jesus, your Son, to die for our sins. We thank you for keeping all of your promises all of the time. Amen.

Now let's sing some more of the songs from our worship service.

Amazing Grace


Amazing grace! How sweet the sound
That saved a wretch like me!
I once was lost, but now am found;
Was blind, but now I see.

No Never Alone

No never alone. No never alone.
He promised never to leave me, never to leave me alone.
No never alone. No never alone.
He promised never to leave me, never to leave me alone.

When the activity is finished, help the residents put the hangers on their doorknobs. They are personal statements that can be conversation pieces for staff and visitors.

The tomb is empty - Jesus is risen



Module 14: Selected Psalms



God Promises...

...to Hear Us (A service of Psalms and singing)

The Gathering

Appropriate music is being played in the background as members join the circle. Greet residents individually and quietly as they take their seats, listen to the music, and prepare for worship.

After all worshipers have been seated, begin. **Welcome, everyone. We are the family of God. Together we are going to have church.** (Speak slowly, use large gestures, and pause for recognition time. Put church prop on the piano. Sing “Amazing Grace” while setting up the table.)

Amazing Grace

Amazing grace! How sweet the sound
That saved a wretch like me!
I once was lost, but now am found;
Was blind, but now I see.

- Open gold “church box” and give cross and Bible to two nearby residents to hold.
- Take cloth from the church box and spread it on the table, using large gestures.
- Retrieve cross and Bible to place on the worship table. Hold items so all can see.
- Optional: add a vase of red flowers to the table.
- Speak these words: **God calls us to worship, and today we worship him as his church.**

God's Greeting

God gives us this greeting: Grace to you and peace from God the Father, God the Son, and God the Holy Spirit. Amen.

Hymn of Response

We respond to God's greeting by singing:

Glory Be to the Father (Gloria Patri)

Glory be to the Father and to the Son and to the Holy Ghost
As it was in the beginning, is now, and ever shall be,
World without end. Amen, amen.

Worship Through Song

“I was glad when they said unto me, let us go into the House of the Lord.”

(Psalm 122:1)

We show God this gladness to be together as his church through our singing. Let us begin our worship of the Lord by singing. Look for a moment at your hands. (Pause and look at your own hands.) **Think for a moment of God’s hands. He’s got the whole world in his hands! Would you please sing that song with me?** (Use gestures for “whole world” and “in his hands.” After singing the first verse, go around the semi-circle, singing the names of each person so all of the residents’ names are included in a verse. Add verses as appropriate to the group.)

He’s Got the Whole World in His Hands

He’s got the whole world in his hands,
He’s got the whole world in his hands,
He’s got the whole world in his hands,
He’s got the whole world in his hands.

He’s got you and me sister (brother) in his hands...

He’s got (add two residents’ names each time) in his hands...

He’s got the itty bitty baby in his hands...

I’m grateful that God has the whole world in his hands. God is powerful. And God is holy. Please join me in singing, “Holy, Holy, Holy.”

Holy, Holy, Holy (sing twice)

Holy, Holy, Holy! Lord God Almighty!
Early in the morning our song shall rise to thee;
Holy, Holy, Holy! Merciful and mighty,
God in three Persons, blessed Trinity!

Opening Prayer

Heavenly Father, we come with joy to worship you. For you are great. You are holy. And you hear us. Bless our worship as we celebrate your promises. Now may the words of our mouths and the meditations of our hearts be acceptable to you, O Lord, our Strength, and our Redeemer. Amen. (Psalm 19:14)

Scripture and Responsive Singing

God keeps his promises—all of the time. For example, he promises never to leave us or forsake us. God promises to be with us when we are afraid. He promises to love us forever. And God keeps his promises—all of the time. God also promises to hear us. In our service this afternoon we will hear various

Psalms. We will sing various songs. God promises to hear us this afternoon. And God keeps his promises—all of the time.


(Note: Print out the Psalms on pages 206-209 in large print for worshipers to hold. Ask individual worshipers to read the Psalms, if possible.)

Scripture: Psalm 100 (NIV):

“Shout for joy to the Lord, all the earth. Worship the Lord with gladness; come before him with joyful songs. Know that the Lord is God. It is he who made us, and we are his;

we are his people, the sheep of his pasture. Enter his gates with thanksgiving and his courts with praise; give thanks to him and praise his name. For the Lord is good and his love endures forever; his faithfulness continues through all generations.”

Having an additional person—a staff member or a volunteer—worshiping in the circle can serve as an important model for the singing and other elements of the worship service.



Leader: **God promises to hear us! And God’s people say,**
People: **Amen.**

We sing of God’s faithfulness to his creation with the song “This Is My Father’s World.”

This Is My Father’s World

This is my Father’s world, and to my listening ears
All nature sings, and round me rings the music of the spheres.
This is my Father’s world: I rest me in the thought
Of rocks and trees, of skies and seas; his hands the wonders wrought.

Leader: **God promises to hear us! And God’s people say,**
People: **Amen.**

Scripture: Psalm 27:1, 14-15 (NIV):

“The Lord is my light and my salvation—whom shall I fear? The Lord is the stronghold of my life—of whom shall I be afraid?...I am still confident of this: I will see the goodness of the Lord in the land of the living. Wait for the Lord; be strong and take heart and wait for the Lord.”

Leader: **God promises to hear us! And God’s people say,**
People: **Amen.**

We can be confident. We can have the assurance that Jesus is our Lord and Savior! Let’s sing the song “Blessed Assurance.”

Blessed Assurance

Blessed assurance, Jesus is mine! O what a foretaste of glory divine!
Heir of salvation, purchase of God, born of his Spirit, washed in his blood.

This is my story, this is my song, praising my Savior all the day long;
This is my story, this is my song, praising my Savior all the day long.

Leader: **God promises to hear us! And God's people say,**
People: **Amen.**

Scripture: Psalm 23 (KJV)

"The Lord is my shepherd; I shall not want.

He maketh me to lie down in green pastures; He leadeth me beside the still waters.

He restoreth my soul; he leadeth me in the paths of righteousness for his name's sake.

Yea, though I walk through the valley of the shadow of death, I will fear no evil: for thou art with me; thy rod and thy staff they comfort me.

Thou preparest a table before me in the presence of my enemies: thou anointest my head with oil; my cup runneth over.

Surely goodness and mercy shall follow me all the days of my life: and I will dwell in the house of the Lord forever."

Leader: **God promises to hear us! And God's people say,**
People: **Amen.**

**With our loving Shepherd beside us we can say, "It is well with my soul."
Please join me in singing "When Peace Like a River."**

When Peace Like a River

When peace like a river attendeth my way,
When sorrows like sea billows roll;
Whatever my lot, thou hast taught me to say,
It is well, it is well with my soul.

It is well, with my soul
It is well, with my soul
It is well, it is well with my soul.

Leader: **God promises to hear us! And God's people say,**
People: **Amen.**

Scripture: Psalm 46:1-3

"God is our refuge and our strength, an ever-present help in trouble. Therefore we will not fear, though the earth give way and the mountains fall into the

heart of the sea, though its waters roar and foam and the mountains quake with their surging.”

God is our refuge and our strength!

Leader: **God promises to hear us! And God’s people say,**
People: **Amen.**

We now sing of the friend we have in Jesus, our refuge and our strength! Join me in singing “What a Friend We Have in Jesus.”

What a Friend We Have in Jesus

What a friend we have in Jesus, all our sins and griefs to bear!
What a privilege to carry everything to God in prayer!
Oh, what peace we often forfeit, Oh, what needless pain we bear,
All because we do not carry everything to God in prayer.

Closing Prayer

God promises to hear our prayers through Jesus Christ our Lord. What should we pray for this afternoon? What are your intentions? (Gather prayer requests and weave them into a corporate prayer, concluding with the Lord’s Prayer and responsive hymn “Hear Our Prayer, O Lord.”)

Hear Our Prayer, O Lord

Hear our prayer, O Lord, hear our prayer, O Lord,
Incline thine ear to us, and grant us your peace. Amen.

Benediction (Numbers 6:24-26)

The Lord bless you and keep you.
The Lord make His face to shine upon you and be gracious to you.
The Lord turn His face toward you and give you peace.
In the name of the Father, and of the Son, and of the Holy Spirit. Amen.

Doxology

Invite worshipers to hold hands while singing.

Praise God, from whom all blessings flow;
Praise Him, all creatures here below;
Praise Him above, ye heavenly host;
Praise Father, Son, and Holy Ghost.

Invite worshipers to a time of refreshments following the service. Then go to each one and give a personal blessing.

Psalm 100

Shout for joy to the Lord, all the earth.
Worship the Lord with gladness;
Come before him with joyful songs.

Know that the Lord is God.
It is he who made us, and we are his;
We are his people, the sheep of his pasture.

Enter his gates with thanksgiving and his courts with
praise.
Give thanks to him and praise his name.

For the Lord is good and his love endures forever;
His faithfulness continues through all generations.

(NIV)

Psalm 27: 1, 13-14

The Lord is my light and my salvation—
Whom shall I fear?

The Lord is the stronghold of my life—
Of whom shall I be afraid?

I am still confident of this:
I will see the goodness of the Lord
In the land of the living.

Wait for the Lord;
Be strong and take heart
And wait for the Lord.

(NIV)

Psalm 23

The Lord is my shepherd; I shall not want.
He makes me to lie down in green pastures;
He leads me beside the still waters.
He restores my soul;
He leads me in the paths of righteousness for his
name's sake.

Yea, though I walk through the valley of the shadow
of death, I will fear no evil;
For you are with me;
Your rod and your staff, they comfort me.

You prepare a table for me in the presence of my
enemies;
You anoint my head with oil;
My cup runs over.

Surely goodness and mercy shall follow me all the
days of my life;
And I will dwell in the house of the Lord forever.

(NIV)

Psalm 46:1-3

God is our refuge and strength,
An ever present help in trouble.

Therefore we will not fear,
Though the earth give way
And the mountains fall into the heart of the sea,
Though its waters roar and foam
And the mountains quake with their surging.

God is our refuge and our strength!

(NIV)

Worship Service

(date)

Our last worship service followed the theme of:
God keeps his promises—all of the time

The scripture:

Psalm 23; Psalm 27:1, 14-15; Psalm 46:1-3; Psalm 100

The worship topic:

God promises to hear us

We sang the following songs:

He's Got the Whole World In His Hands

Holy, Holy, Holy

This Is My Father's World

Blessed Assurance

When Peace Like a River

What a Friend We Have in Jesus

Hear Our Prayer, O Lord

No Never Alone

Our worship leader used the Psalms and songs to remind us that God promises to hear us and that he cares for us.

The words for the songs and the activities are listed on the sheet hanging below. Please take one and use the songs and ideas as you visit with your loved one.

Worship Service

(date)

Theme: God keeps his promises—all of the time

Topic: God promises to hear us

Songs:

He's Got the Whole World in His Hands

He's got the whole world in his hands,
He's got the whole world in his hands,
He's got the whole world in his hands,
He's got the whole world in his hands.

He's got you and me sister (brother) in his hands...
He's got (add two residents' names each time) in his hands...
He's got the itty bitty baby in his hands...

Holy, Holy, Holy (sing twice)

Holy, Holy, Holy! Lord God Almighty!
Early in the morning our song shall rise to thee;
Holy, Holy, Holy! Merciful and mighty,
God in three Persons, blessed Trinity!

This Is My Father's World

This is my Father's world, and to my listening ears
All nature sings, and round me rings the music of the spheres.
This is my Father's world: I rest me in the thought
Of rocks and trees, of skies and seas; his hands the wonders wrought.

Blessed Assurance

Blessed assurance, Jesus is mine! O what a foretaste of glory divine!
Heir of salvation, purchase of God, born of his Spirit, washed in his blood.

This is my story, this is my song, praising my Savior all the day long;
This is my story, this is my song, praising my Savior all the day long.

What a Friend We Have in Jesus

What a friend we have in Jesus, all our sins and griefs to bear!
What a privilege to carry everything to God in prayer!
Oh, what peace we often forfeit, Oh, what needless pain we bear,
All because we do not carry everything to God in prayer.

It Is Well With My Soul

When peace like a river attendeth my way,
When sorrows like sea billows roll;
Whatever my lot, thou hast taught me to say,
It is well, it is well with my soul.

It is well, with my soul
It is well, with my soul
It is well, it is well with my soul.

No Never Alone

No never alone. No never alone.
He promised never to leave me, never to leave me alone.
No never alone. No never alone.
He promised never to leave me, never to leave me alone.

Revisiting the Worship Theme and Topic

Many of the residents participated in the following two activities that referred to the theme and topic of the worship service.

Activity 1: We sang some of the songs above and talked about how Christ died on the cross for our sins. We made a poster for our room with a cross and the song *The Old Rugged Cross* printed on it.

Activity 2: Again we sang some of the songs above and talked about God's care for us. We decorated a sheet with the words of Psalm 23 and the song *Blessed Assurance*.

We share this information so that visitors and staff will, in interaction with the residents, be able to comment on our worship activities, rather than just questioning, which often does not bring a meaningful response.



Re-encountering Activities

Theme: God keeps his promises—all of the time

Worship topic: God promises to hear us

Scripture text: Psalm 23, Psalm 27:1, 14-15; Psalm 46:1-3; Psalm 100



Activity 1

Activity purpose: To re-engage the residents in the theme and topic of the previous worship service by focusing particularly on some of the songs and scripture that were used.

Materials:

Water-based glue (such as Elmer's) in plastic cups

Inexpensive water color brushes

A variety of colored sands or other textured material, distributed on paper plates

Sheets of construction paper pre-printed with Module 14, Activity 1 master

Activity Sequence and Procedures

Gather the group together and begin by singing:

He's Got the Whole World in His Hands

He's got the whole world in his hands,

He's got the whole world in his hands,

He's got the whole world in his hands,

He's got the whole world in his hands.

He's got you and me sister (brother) in his hands...

He's got (add two residents' names each time) in his hands...

He's got the itty bitty baby in his hands...

Blessed Assurance

Blessed assurance, Jesus is mine! O what a foretaste of glory divine!

Heir of salvation, purchase of God, born of his Spirit, washed in his blood.

This is my story, this is my song, praising my Savior all the day long;

This is my story, this is my song, praising my Savior all the day long.

Today we'll make a poster that you can take to your room. I made one—this is what it looks like. (Hold up example of finished poster.) **What is this poster about?** (Wait for responses.) **Let's read the words of *The Old Rugged Cross* together.**

To make your poster, use the paint brush you have to paint glue on the cross. Then put a little bit of the sand on it. (Demonstrate how to pick up a pinch of sand from the plate and sprinkle it on the area they have painted with glue.) **Press the sand into the glue and then tip the extra sand back onto the plate.**

These look wonderful. Let's sing the song that's printed on our posters together as we finish our activity.

The Old Rugged Cross

On a hill far away stood an old rugged cross,
The emblem of suffering and shame;
And I love that old cross where the dearest and best
For a world of lost sinners was slain.

So I'll cherish the old rugged cross,
Till my trophies at last I lay down;
I will cling to the old rugged cross,
And exchange it someday for a crown.

No Never Alone

No never alone. No never alone.
He promised never to leave me, never to leave me alone.
No never alone. No never alone.
He promised never to leave me, never to leave me alone.

When the activity is finished, hang the posters in the residents' rooms. They are personal statements by the residents, and they can be conversation pieces for staff and visitors.

 *Activity 2*

Activity purpose: To re-engage the residents in the theme and topic of the previous worship service by repeating the same songs and again addressing God's promise to hear us.

Materials

Opaque poster paint in a variety of colors
Plastic plates or cups for distributing of paint
Inexpensive water color brushes
Sheets of construction paper pre-printed with module 14, activity 2 master

Activity Sequence and Procedures

At our last worship service, the theme was "God keeps his promises—all of the time." One of his promises is to hear us when we praise and pray to him. We read Psalm 23 and heard how God's care is like a shepherd who cares for his sheep, even when they are in danger. God loves us and protects us.

Let's sing some of the songs from our worship service.

He's Got the Whole World in His Hands

He's got the whole world in his hands,
He's got the whole world in his hands,
He's got the whole world in his hands,
He's got the whole world in his hands.

He's got you and me sister (brother) in his hands...
He's got (add two residents' names each time) in his hands...
He's got the itty bitty baby in his hands...

When Peace Like a River

When peace like a river attendeth my way,
When sorrows like sea billows roll;
Whatever my lot, thou hast taught me to say,
It is well, it is well with my soul.

It is well, with my soul
It is well, with my soul
It is well, it is well with my soul.

Today we'll make another poster that you can take to your room. I made one, and it looks like this. (Show finished example.) **Use your paint brush to paint the pictures in the border of the sheet. You can use any colors you like. Use the lines if you want to, or paint right over them.**

Interact with the residents individually as they work on painting.

Let's sing together as we finish. First we'll sing the song that is printed on our sheet.

Blessed Assurance

Blessed assurance, Jesus is mine! O what a foretaste of glory divine!
Heir of salvation, purchase of God, born of his Spirit, washed in his blood.


This is my story, this is my song, praising my Savior all the day long;
This is my story, this is my song, praising my Savior all the day long.

Now let's sing one of our favorites.

No Never Alone

No never alone. No never alone.
He promised never to leave me, never to leave me alone.
No never alone. No never alone.
He promised never to leave me, never to leave me alone.


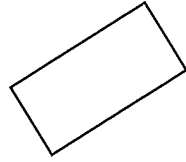
When the activity is finished, hang the posters in the residents' rooms. They are personal statements by the residents, and they can be conversation pieces for staff and visitors.



The Old Rugged Cross

On a hill far away stood an old rugged cross,
The emblem of suffering and shame;
And I love that old cross where the dearest and best
For a world of lost sinners was slain.


So I'll cherish the old rugged cross,
Till my trophies at last I lay down;
I will cling to the old rugged cross,
And exchange it someday for a crown.



Blessed Assurance

Blessed assurance, Jesus is mine!
O what a foretaste of glory divine!
Heir of salvation, purchase of God,
born of his Spirit, washed in his blood.

This is my story, this is my song,
praising my Savior all the day long;
This is my story, this is my song,
praising my Savior all the day long.




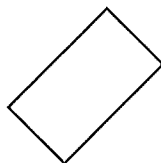
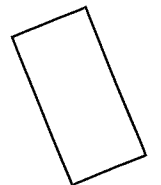


Psalm 23


The Lord is my shepherd; I shall not want.
He makes me to lie down in green pastures;
He leads me beside the still waters.
He restores my soul; He leads me in the paths of
righteousness for his name's sake.

Yea, though I walk through the valley of the shadow
of death, I will fear no evil; for you are with me;
Your rod and your staff, they comfort me.

You prepare a table for me in the presence of my
enemies; you anoint my head with oil;
my cup runs over.

Surely goodness and mercy shall follow me all the
days of my life;
And I will dwell in the house of the Lord forever.





The Gathering

Appropriate music is being played in the background as members join the circle. Greet residents individually and quietly as they take their seats, listen to the music, and prepare for worship.

After all worshipers have been seated, begin. **Welcome, everyone. We are the family of God. Together we are going to have church.** Speak slowly, use large gestures, and pause for recognition time. Put church prop on the piano.

- Open gold “church box” and give cross and Bible to two nearby residents to hold.
- Sing and repeat a song of your choice while setting up the worship table.
- Take cloth from the church box and spread it on the table, using large gestures.
- Retrieve cross and Bible to place on the worship table. Hold items so all can see.
- Optional: add a vase of red flowers to the table.
- Speak these words: **God calls us to worship, and today we worship him as his church.**

God's Greeting

God gives us this greeting: Grace to you and peace from God the Father, God the Son, and God the Holy Spirit. Amen.

Worship Through Song

Let us begin our worship of the Lord by singing. Look for a moment at your hands. (Pause and look at your own hands.) **Think for a moment of God's hands. He's got the whole world in his hands! Would you please sing that song with me?** (Use gestures for “whole world” and “in his hands.” After singing the first verse, go around the semi-circle, singing the names of each person so all of the residents' names are included in a verse. Add verses as appropriate to the group.)

He's Got the Whole World in His Hands

He's got the whole world in his hands,
He's got the whole world in his hands,
He's got the whole world in his hands,
He's got the whole world in his hands.

He's got you and me sister (brother) in his hands...
 He's got (add two residents' names each time) in his hands...
 He's got the itty bitty baby in his hands...

I'm grateful that God has the whole world in his hands. God is powerful. And God is holy. Please join me in singing, "Holy, Holy, Holy."

Holy, Holy, Holy (sing twice)
 Holy, Holy, Holy! Lord God Almighty!
 Early in the morning our song shall rise to thee;
 Holy, Holy, Holy! Merciful and mighty,
 God in three Persons, blessed Trinity!

Opening Prayer

Heavenly Father, we come with joy to worship you. For you are great. And you are holy. Now may the words of our mouths and the meditations of our hearts be acceptable to you, O Lord, our Strength, and our Redeemer. Amen. (Psalm 19:14)

Scripture Luke 2:1-20 (KJV)

God keeps his promises—all of the time. For example, he promises never to leave you or forsake you. God promises to be with you in your fear. God promises to love you forever. God always keeps his promises—all of the time.

Our story this afternoon tells us of yet another promise God kept. He promised a Savior, Jesus Christ the Lord. Hear the story now from Luke 2.

"And it came to pass in those days, that there went out a decree from Caesar Augustus, that all the world should be taxed. (And this taxing was first made when Cyrenius was governor of Syria.) And all went to be taxed, every one into his own city.

And Joseph also went up from Galilee, out of the city of Nazareth, into Judea, unto the city of David, which is called Bethlehem; (because he was of the house and lineage of David:) to be taxed with Mary, his espoused wife, being great with child.

And so it was, that, while they were there, the days were accomplished that she should be delivered. And she brought forth her first born son, and wrapped him in swaddling clothes, and laid him in a _____ (manger); because there was no room for them in the inn.

As you (or the other leader) read the story, pause for the listeners to fill in familiar words.



And there were in the same country shepherds abiding in the field, keeping watch over their flock by night. And, lo, the angel of the Lord shone round about them: and they were sore _____ (afraid).

And the angel said unto them, 'Fear not: for, behold, I bring you good tidings of great joy, which shall be to all people. For unto you is born this day in the city of David a Savior, which is Christ the _____ (Lord). And this shall be a sign to you; Ye shall find the babe wrapped in swaddling clothes, lying in a _____ (manger).'

**And suddenly there was with the angel a multitude of the heavenly host praising God, and saying,
Glory to God in the highest, and on earth, peace, good will toward men.**

And it came to pass, as the angels were gone away from them into heaven, the shepherds said to one another, Let us now go even unto Bethlehem, and see this thing which is come to pass, which the Lord hath made known unto us.

And they came with haste, and found Mary and Joseph, and the babe lying in a manger. And when they had seen it, they made known abroad the saying which was told them concerning this child. And all they that heard it wondered at those things which were told them by the shepherd.

But Mary kept all these things, and pondered them in her _____ (heart).

And the shepherds returned, glorifying and praising God for all the things that they had heard and seen, as it was told unto them."

This is the word of the Lord. Thanks be to God!

Message

God keeps his promises—all of the time. God promised a Savior to Adam and Eve. To Abraham and Sarah. To King David. To Ruth. To Simeon and Anna. God promised a Savior to generations of Israel who waited, and waited, and waited. (Pause after each statement for responses.)

- **I wonder if God's people got tired of waiting.**
- **I wonder if they lost patience with God, asking him how long?**
- **I wonder if they doubted that God would keep his promise.**

But in our story this afternoon, we hear again that God keeps his promises—all of the time.

Visual Lesson

(Take out large, colorful nativity set, once piece at a time, as the story is re-told.)

1. Mary and Joseph (donkey): **Joseph and Mary had to go to Bethlehem. The governor said so. Mary was nine months pregnant, but it didn't matter. They still had to travel to Bethlehem.**

- I wonder if Mary was scared.
- I wonder where God was that night.

2. Stable and animals: **When Joseph and Mary reached Bethlehem, her labor began. The baby was coming, and they had no place to stay. But God was there. And he provided Joseph and Mary with a warm place to stay, complete with gentle animals and a little bed with fresh hay.**

- I wonder if Joseph and Mary felt God's presence.

3. Baby Jesus: Softly sing "Away in a Manger" traditional tune, verses 1 and 2.

Away in a Manger


Away in a manger, no crib for a bed,
The little Lord Jesus laid down his sweet head.
The stars in the sky looked down where he lay,
The little Lord Jesus asleep on the hay.

The cattle are lowing, the baby awakes,
But little Lord Jesus, no crying he makes;
I love Thee, Lord Jesus, look down from the sky
And stay by my cradle til morning is nigh.

4. Shepherd and angels: **The angels found the shepherds taking care of their sheep. They announced to the startled shepherds, "The Savior is born." God kept his promise! He promised a Savior to them, to you and to me. And God keeps his promises!**

"Fear not: for, behold, I bring you good tidings of great joy, which shall be to all people. For unto you is born this day in the city of David a Savior, which is Christ the Lord."

Worshippers often focus on the face of the leader, responding to the leader's facial expressions.



That's the good news this afternoon! God promised us a Savior. And God keeps his promises—all of the time!

Hymn of Response

We sing of God's promise to send a Savior into the world. Please join me in singing the lovely Christmas carol "Silent Night."

Silent Night

Silent night! Holy night!
All is calm, all is bright
Round yon virgin mother and child.
Holy infant so tender and mild,
Sleep in heavenly peace,
Sleep in heavenly peace.

God sent angels to announce Jesus' birth to the shepherds. Let's sing "Hark, the Herald Angels Sing."

Hark, the Herald Angels Sing

Hark! the herald angels sing, "Glory to the newborn King;
Peace on earth, and mercy mild, God and sinners reconciled!"
Joyful, all ye nations rise, join the triumph of the skies;
With th'angelic host proclaim, "Christ is born in Bethlehem!"
Hark! the herald angels sing, "Glory to the newborn King!"

Closing Prayer

God promises to hear our prayers through Jesus Christ our Lord. What should we pray for this afternoon? What are your intentions? (Gather prayer requests and weave them into a corporate prayer, concluding with the Lord's Prayer.)

Benediction (Numbers 6:24-26)

The Lord bless you and keep you.
The Lord make his face to shine upon you and be gracious to you.
The Lord turn his face toward you and give you peace.
In the name of the Father, and of the Son, and of the Holy Spirit. Amen.

Doxology

Invite worshipers to hold hands while singing.

Praise God, from whom all blessings flow;
Praise Him, all creatures here below;
Praise Him above, ye heavenly host;
Praise Father, Son, and Holy Ghost.

Invite worshipers to a time of refreshments following the service. Then go to each one and give a personal blessing.

Worship Service

(date)

Our last worship service followed the theme of:
God keeps his promises—all of the time

The scripture:

Luke 2—The story of the birth of Jesus and the angels' announcement to the shepherds

The worship topic:

God kept his promise to send a Savior

We sang the following songs:

He's Got the Whole World In His Hands

Holy, Holy, Holy

Away in a Manger

Silent Night

Hark, the Herald Angels Sing

No Never Alone

Our worship leader used the Christmas story to remind us that God kept his promise to send us a Savior.

The words for the songs and the activities are listed on the sheet hanging below. Please take one and use the songs and ideas as you visit with your loved one.

Worship Service

(date)

Theme: God keeps his promises—all of the time

Topic: God kept his promise to send a Savior

Songs:

He's Got the Whole World in His Hands

He's got the whole world in his hands,
He's got the whole world in his hands,
He's got the whole world in his hands,
He's got the whole world in his hands.

He's got you and me sister (brother) in his hands...
He's got (add two residents' names each time) in his hands...
He's got the itty bitty baby in his hands...

Holy, Holy, Holy (sing twice)

Holy, Holy, Holy! Lord God Almighty!
Early in the morning our song shall rise to thee;
Holy, Holy, Holy! Merciful and mighty,
God in three Persons, blessed Trinity!

Away in a Manger

Away in a manger, no crib for a bed,
The little Lord Jesus laid down his sweet head.
The stars in the sky looked down where he lay,
The little Lord Jesus asleep on the hay.

Silent Night

Silent night! Holy night!
All is calm, all is bright
Round yon virgin mother and child.
Holy infant so tender and mild,
Sleep in heavenly peace,
Sleep in heavenly peace.

Hark, the Herald Angels Sing

Hark! the herald angels sing, "Glory to the newborn King;
Peace on earth, and mercy mild, God and sinners reconciled!"
Joyful, all ye nations rise, join the triumph of the skies;
With th'angelic host proclaim, "Christ is born in Bethlehem!"
Hark! the herald angels sing, "Glory to the newborn King!"

No Never Alone

No never alone. No never alone.

He promised never to leave me, never to leave me alone.

No never alone. No never alone.

He promised never to leave me, never to leave me alone.

Revisiting the Worship Theme and Topic

Many of the residents participated in the following two activities that referred to the theme and topic of the worship service.

Activity 1: We sang some of the songs above and talked about how God kept his promise to send a Savior. God announced the Savior's birth to the shepherds with an angel chorus. We made and decorated angels as a reminder of the announcement of the fulfilled promise.

Activity 2: Again we sang some of the songs above and talked about how God hears our prayers. We decorated another angel differently. The resident could give it away or use it as a Christmas tree ornament.

We share this information so that visitors and staff will, in interaction with the residents, be able to comment on our worship activities, rather than just questioning, which often does not bring a meaningful response.



Re-encountering Activities

Theme: God keeps his promises—all of the time

Worship topic: God kept his promise to send a Savior

Scripture text: Luke 2

Purpose of activities: To re-engage the residents in the theme and topic of the previous worship service by singing some of the same songs and reminding the residents that Christ-mas allows us to celebrate God's promise to send a Savior who would forgive us of our sins.

Activity 1

Materials:

Copies of Module 15, Activities 1 & 2 master

Scissors

Tape or glue

Activity Sequence and Procedures

Gather the group together and begin by singing:

He's Got the Whole World in His Hands

He's got the whole world in his hands,
He's got the whole world in his hands,
He's got the whole world in his hands,
He's got the whole world in his hands.

He's got you and me sister (brother) in his hands...

He's got (add two residents' names each time) in his hands...

He's got the itty bitty baby in his hands...

Holy, Holy, Holy (sing twice)

Holy, Holy, Holy! Lord God Almighty!
Early in the morning our song shall rise to thee;
Holy, Holy, Holy! Merciful and mighty,
God in three Persons, blessed Trinity!

At our last worship service, our worship leader read the story of Jesus' birth from Luke 2.

Shepherds were the first to hear about the Savior's birth. The angels came to tell them and to sing praises to God.

It is proof again that God keeps his promises all of the time, and that one of his promises was to send Jesus to save us from our sins.

Today we'll each make an angel that reminds us of the announcement God made that the Savior had been born. Here's how it will look when it is finished. (Show sample.)

To make your angel, cut out the two parts of the angel from your sheet of paper. Let's first cut out the angel's wings. Be sure to cut on the dotted lines that are in the middle of the angel, but not all the way to the angel's head.

Now cut out the angel's robe. Do we have a volunteer to read what is printed on the robe? Very good. This is what the Christmas story is all about. Let's repeat it together.

When we get the robe cut out, lay it on the table with the words facing down. Fold the two sides up along the dotted lines. Place one edge over the other and secure it with tape (or glue). Now we will put the two parts together. Place the angel body behind the robe with the wings over the top, like this. (Show example. Help residents as needed.) The robe will help your angel stand up.

Now let's sing some more of the songs from our worship service. They remind us of God's promises and that he keeps them all of the time.

Away in a Manger

Away in a manger, no crib for a bed,
The little Lord Jesus laid down his sweet head.
The stars in the sky looked down where he lay,
The little Lord Jesus asleep on the hay.

Silent Night

Silent night! Holy night!
All is calm, all is bright
Round yon virgin mother and child.
Holy infant so tender and mild,
Sleep in heavenly peace,
Sleep in heavenly peace.

Hark, the Herald Angels Sing

Hark! the herald angels sing, "Glory to the newborn King;
Peace on earth, and mercy mild, God and sinners reconciled!"
Joyful, all ye nations rise, join the triumph of the skies;
With th'angelic host proclaim, "Christ is born in Bethlehem!"
Hark! the herald angels sing, "Glory to the newborn King!"

No Never Alone

No never alone. No never alone.
He promised never to leave me, never to leave me alone.
No never alone. No never alone.
He promised never to leave me, never to leave me alone.

When the activity is finished, take the angels to the residents' rooms. They are personal statements by each resident, and they can be conversation pieces for staff and visitors.

 *Activity 2*

Materials

Angels from Activity 1, or make a new set of angels that can be used as Christmas tree ornaments for families, staff members, or for a tree in the unit

Glue sticks

Glitter

Activity Sequence and Procedures

Gather the group together and begin by singing:

He's Got the Whole World in His Hands

He's got the whole world in his hands,

He's got the whole world in his hands,

He's got the whole world in his hands,

He's got the whole world in his hands.

He's got you and me sister (brother) in his hands...

He's got (add two residents' names each time) in his hands...

He's got the itty bitty baby in his hands...

Holy, Holy, Holy (sing twice)

Holy, Holy, Holy! Lord God Almighty!

Early in the morning our song shall rise to thee;

Holy, Holy, Holy! Merciful and mighty,

God in three Persons, blessed Trinity!

At our last worship service, our worship leader read the story of Jesus' birth from Luke 2.

Shepherds were the first to hear about the Savior's birth. The angels came to tell them and to sing praises to God.

It is proof again that God keeps his promises all of the time, and that one of his promises was to send Jesus to save us from our sins.

(Use one of the following depending on which angels you are using.)

Today we'll add glitter to the wings of the angels that we made last time.

or

Today we'll make another angel that we can use as an ornament on our Christmas tree, or you can give it away to someone.

(If you need new angels for today's activity, refer to activity 1 for directions. Then continue with the directions for adding glitter to the angel wings.)

Can someone read the Christmas message that is printed on the angel's robe?

Now we will add glitter to the angels' wings. First take your glue stick and make believe that you are coloring the wings with the glue. Now take a pinch of glitter with your fingers and sprinkle it on the glue on the wings. Do that again until the wings are covered with glitter. Aren't the angels beautiful?

Now that we are finished with our angels, let's sing some songs about God's Christmas promises, which he keeps all of the time.

Hark, the Herald Angels Sing

Hark! the herald angels sing, "Glory to the newborn King;
Peace on earth, and mercy mild, God and sinners reconciled!"
Joyful, all ye nations rise, join the triumph of the skies;
With th'angelic host proclaim, "Christ is born in Bethlehem!"
Hark! the herald angels sing, "Glory to the newborn King!"

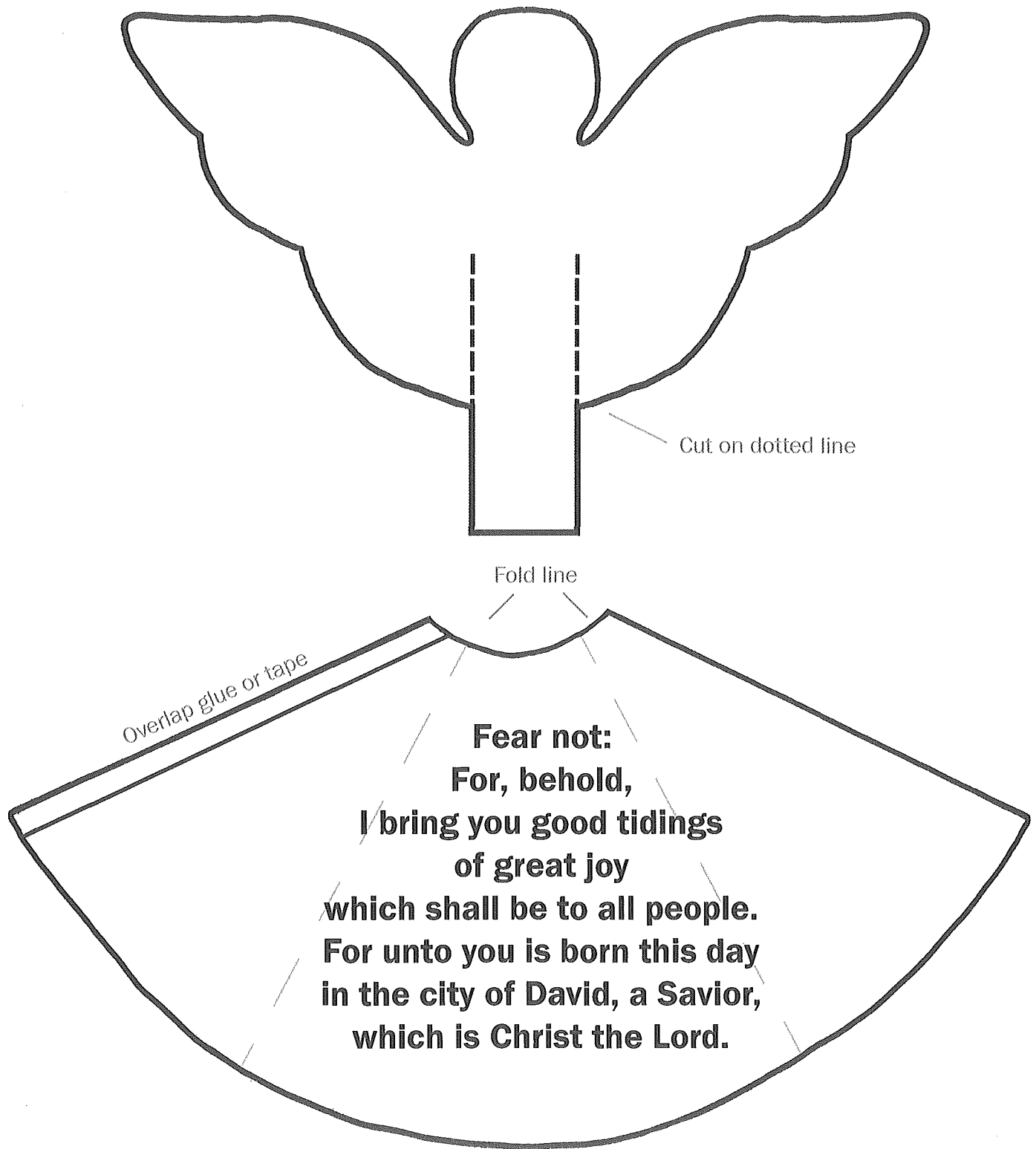
Away in a Manger

Away in a manger, no crib for a bed,
The little Lord Jesus laid down his sweet head.
The stars in the sky looked down where he lay,
The little Lord Jesus asleep on the hay.

No Never Alone

No never alone. No never alone.
He promised never to leave me, never to leave me alone.
No never alone. No never alone.
He promised never to leave me, never to leave me alone.

When the activity is finished, take the angels to the residents' rooms. They will be referred to in the visitor/staff handout.



Module 16: John 19:41-42; 20:1-18

God Promises...

...to Give Us Eternal Life (Easter)


The Gathering

Appropriate music is being played in the background as members join the circle. Greet residents individually and quietly as they take their seats, listen to the music, and prepare for worship.

After all worshipers have been seated, begin. **Welcome, everyone. We are the family of God. Together we are going to have church.** (Speak slowly, use large gestures, and pause for recognition time. Put church prop on the piano.)

- Open gold “church box” and give cross and Bible to two nearby residents to hold.
- Sing and repeat a song of your choice while setting up the worship table.
- Take cloth from the church box and spread it on the table, using large gestures.
- Retrieve cross and Bible to place on the worship table. Hold items so all can see.
- Optional: add a vase of red flowers to the table.
- Speak these words: **God calls us to worship, and today we worship him as his church.**

The holiness of worship is supported with soft music playing in the background, with attempts to keep other noise at a minimum.



God's Greeting

God gives us this greeting: Grace to you and peace from God the Father, God the Son, and God the Holy Spirit. Amen.

Worship Through Song

Let us begin our worship of the Lord by singing. Look for a moment at your hands. (Pause and look at your own hands.) **Think for a moment of God's hands. He's got the whole world in his hands! Would you please sing that song with me?** (Use gestures for “whole world” and “in his hands.” After singing the first verse, go around the semi-circle, singing the names of each person so all of the residents' names are included in a verse. Add verses as appropriate to the group.)

He's Got the Whole World in His Hands

He's got the whole world in his hands,
He's got the whole world in his hands,
He's got the whole world in his hands,
He's got the whole world in his hands.

He's got you and me sister (brother) in his hands...
He's got (add two residents' names each time) in his hands...
He's got the itty bitty baby in his hands...

I'm grateful that God has the whole world in his hands. God is powerful. And God is holy. Please join me in singing, "Holy, Holy, Holy."

Holy, Holy, Holy (sing twice)

Holy, Holy, Holy! Lord God Almighty!
Early in the morning our song shall rise to thee;
Holy, Holy, Holy! Merciful and mighty,
God in three Persons, blessed Trinity!

Opening Prayer

Heavenly Father, we come with joy to worship you. For you are great. And you are holy. Bless our worship as we celebrate the resurrection of our Lord and Savior Jesus Christ. Now may the words of our mouths and the meditations of our hearts be acceptable to you, O Lord, our Strength, and our Redeemer. Amen. (Psalm 19:14)

Testimony of Faith John 3:16, KJV

(Speak slowly, allowing worshippers to join in.)

"For God so loved the world, that he gave his only begotten Son, that whosoever believeth in him should not perish, but have everlasting life."

Hymn of Response

Low in the Grave He Lay

Low in the grave he lay
Jesus my Savior.
Waiting the coming day
Jesus, my Lord.


Up from the grave he arose, with a mighty triumph o'er his foes.
He arose a victor from the dark domain,
and he lives forever with his saints to reign
He arose! He arose! Hallelujah! Christ arose!

Visual Lesson

(Use an Easter lily.)

I wonder if anyone can tell me about this flower. (Wait for responses) **It is an Easter lily. We don't see this flower at Christmas, do we? Then we see the poinsettia. But at Easter, we enjoy the beautiful white Easter lily.** (If possible, go around the group and invite them to smell its sweet fragrance.)

During a visual lesson, consider passing the object around the worship circle, such as with the Easter lily here.

**Scripture Lesson** John 19:41-42, 20:1-18

Our Scripture lesson this afternoon tells the wonderful Easter story. (Begin reading directly from Bible, NIV version. Use sticky notes to remind yourself of the "I wonder" questions.)

"At the place where Jesus was crucified, there was a garden, and in the garden a new tomb, in which no one had ever been laid. Because it was the Jewish day of Preparation and since the tomb was nearby, they laid Jesus there.

Early on the first day of the week, while it was still dark, Mary Magdalene went to the tomb..."

- I wonder if Mary was frightened. It was dark, and soldiers were guarding Jesus' tomb. She could be killed.


"Early on the first day of the week, while it was still dark, Mary Magdalene went to the tomb and saw that the stone had been removed from the entrance. So she came running to Simon Peter and the other disciple, the one Jesus loved, and said, 'They have taken the Lord out of the tomb, and we don't know where they have put him!'

So Peter and the other disciple started for the tomb. Both were running, but the other disciple outran Peter and reached the tomb first. He bent over and looked in at the strips of linen lying there but did not go in."

- I wonder why that disciple did not go into the tomb?

"Then Simon Peter, who was behind him, arrived and went into the tomb. He saw the strips of linen lying there, as well as the burial cloth that had been around Jesus' head. The cloth was folded up by itself, separate from the linen. Finally the other disciple, who had reached the tomb first, also went inside. He saw and believed. (They still did not understand from Scripture that Jesus had to rise from the dead.)"

- **These disciples expected to find Jesus' body in the tomb. I wonder what these two disciples were thinking when they found the empty tomb.**



Don't be afraid to pause and wait for responses from the worshipers. Watch carefully for any reactions they might have.

"Then the disciples went back to their homes, but Mary stood outside the tomb crying. As she wept, she bent over to look into the tomb and saw two angels in white, seated where Jesus' body had been, one at the head and the other at the foot.

They asked her, 'Woman, why are you crying?'

'They have taken my Lord away,' she said, 'and I don't know where they have put him.' At this she turned around and saw Jesus standing there, but she did not realize that it was Jesus.

'Woman,' he said, 'Why are you crying? Who is it you are looking for?'

Thinking he was the gardener, she said, 'Sir, if you have carried him away, tell me where you have put him, and I will get him.'

Jesus said to her, 'Mary.'

She turned toward him and cried out in Aramaic, 'Rabboni!' (which means Teacher)."

- **In her tears of sorrow, Jesus calls her name. Mary. Mary, don't cry. I am alive and with you. _____ put in name of each resident), don't cry. I am alive and with you.**

"Jesus said, 'Do not hold on to me, for I have not yet returned to the Father. Go instead to my brothers and tell them, 'I am returning to my Father and your Father, to my God and your God.'

Mary Magdalene went to the disciples with the news: 'I have seen the Lord!' And she told them that he had said these things to her."

I know that our Redeemer lives. He conquered death for you and me. He promises us eternal life. And God keeps his promises—all of the time. And all of God's children said, (pause) Amen.

Hymn of Response

We sing of our risen Lord and Savior: “Christ the Lord is Risen Today.”

Christ the Lord is Risen Today

Christ the Lord is risen today, Alleluia!
Sons of men and angels say, Alleluia!
Raise your joys and triumphs high, Alleluia!
Sing, ye heavens, and earth reply, Alleluia!

Closing Prayer

God promises to hear our prayers through Jesus Christ our Lord. What should we pray for this afternoon? What are your intentions? (Gather prayer requests and weave them into a corporate prayer, concluding with the Lord’s Prayer and responsive hymn “Hear Our Prayer, O Lord.”)

Benediction (Numbers 6:24-26)

The Lord bless you and keep you.
The Lord make His face to shine upon you and be gracious to you.
The Lord turn His face toward you and give you peace.
In the name of the Father, and of the Son, and of the Holy Spirit. Amen.


Doxology

Invite worshipers to hold hands while singing.

Praise God, from whom all blessings flow;
Praise Him, all creatures here below;
Praise Him above, ye heavenly host;
Praise Father, Son, and Holy Ghost.

Invite worshipers to a time of refreshments following the service. Then go to each one and give a personal blessing.

If a worshiper reacts strongly to something, handle the situation in a careful and sensitive manner. Be prepared to get staff help if necessary, but don’t call them in too quickly. Try to act with patience and wisdom. You may be able to address the need in the context of worship through prayer and singing.



Worship Service

(date)

Our last worship service followed the theme of:

God keeps his promises—all of the time

The scripture:

John 3:16, 19:41, and 20:1-18—The story of the empty tomb and Jesus rising from the dead

The worship topic:

God promises to give us eternal life

We sang the following songs:

He's Got the Whole World In His Hands

Holy, Holy, Holy

Low in the Grave He Lay

Christ the Lord is Risen Today

No Never Alone

The Doxology

Our worship leader used the story of the discovery of the empty tomb on Easter morning to show God's power and how his promise of eternal life is true.

The words for the songs and the activities are listed on the sheet hanging below. Please take one and use the songs and ideas as you visit with your loved one.

Worship Service

(date)

Theme: God keeps his promises—all of the time

Topic: God promises to give us eternal life

Songs:

He's Got the Whole World in His Hands

He's got the whole world in his hands,
He's got the whole world in his hands,
He's got the whole world in his hands,
He's got the whole world in his hands.

He's got you and me sister (brother) in his hands...
He's got (add two residents' names each time) in his hands...
He's got the itty bitty baby in his hands...

Holy, Holy, Holy (sing twice)

Holy, Holy, Holy! Lord God Almighty!
Early in the morning our song shall rise to thee;
Holy, Holy, Holy! Merciful and mighty,
God in three Persons, blessed Trinity!

Low in the Grave He Lay

Low in the grave he lay
Jesus my Savior.
Waiting the coming day
Jesus, my Lord.

Up from the grave he arose, with a mighty triumph o'er his foes.
He arose a victor from the dark domain,
and he lives forever with his saints to reign
He arose! He arose! Hallelujah! Christ arose!

Christ the Lord is Risen Today

Christ the Lord is risen today, Alleluia!
Sons of men and angels say, Alleluia!
Raise your joys and triumphs high, Alleluia!
Sing, ye heavens, and earth reply, Alleluia!

No Never Alone

No never alone. No never alone.
He promised never to leave me, never to leave me alone.
No never alone. No never alone.
He promised never to leave me, never to leave me alone.

The Doxology

Praise God, from whom all blessings flow;
Praise Him, all creatures here below;
Praise Him above, ye heavenly host;
Praise Father, Son, and Holy Ghost.

Revisiting the Worship Theme and Topic

Many of the residents participated in the following two activities that referred to the theme and topic of the worship service.

Activity 1: We sang some of the songs above and talked about how Christ rose from the dead and the tomb was empty on Easter morning. God promises us that we will also have eternal life. To remind us of this promise, we made posters for our rooms with a lily and the words “He is Risen.”

Activity 2: Again we sang some of the songs above and talked about the resurrection. We decorated a song sheet with the words of the hymn “Christ the Lord is Risen Today.”

We share this information so that visitors and staff will, in interaction with the residents, be able to comment on our worship activities, rather than just questioning, which often does not bring a meaningful response.



Re-encountering Activities

Theme: God keeps his promises—all of the time

Worship topic: God promises to give us eternal life

Scripture text: John 3:16, 19:41, and 20:1-18

Purpose of activities: To re-engage the residents in the theme and topic of the previous worship service by singing the same songs and reminding the residents that after Jesus' death, he arose on Easter morning, and that God promises to give us eternal life as well.



Activity 1

Materials:

Sheets of dark-colored construction paper, pre-printed with Module 16, Activity 1 master
 Inexpensive water color brushes
 Opaque, water-based poster paints in white and green

Activity Sequence and Procedures

Gather the group together and begin by singing:

He's Got the Whole World in His Hands

He's got the whole world in his hands,
 He's got the whole world in his hands,
 He's got the whole world in his hands,
 He's got the whole world in his hands.

He's got you and me sister (brother) in his hands...
 He's got (add two residents' names each time) in his hands...
 He's got the itty bitty baby in his hands...

Holy, Holy, Holy (sing twice)

Holy, Holy, Holy! Lord God Almighty!
 Early in the morning our song shall rise to thee;
 Holy, Holy, Holy! Merciful and mighty,
 God in three Persons, blessed Trinity!

Low in the Grave He Lay

Low in the grave he lay
 Jesus my Savior.
 Waiting the coming day
 Jesus, my Lord.

Up from the grave he arose, with a mighty triumph o'er his foes.
 He arose a victor from the dark domain,
 and he lives forever with his saints to reign
 He arose! He arose! Hallelujah! Christ arose!

At our last worship service, Pastor (name) read the story of Christ's resurrection. Mary Magdalene and the apostles Peter and John went to the tomb and discovered that Jesus was not there, because he had risen from the dead. We were reminded that Jesus had told about his resurrection and that God keeps his promises all of the time. One of God's promises is to give us eternal life, just as Christ rose from the dead.

Today we'll each make a poster that reminds us of Easter and that Christ rose from the dead. Here's how mine looks. (Show example of finished poster.) **Notice the lily and the words "He is Risen."**

Here's the poster sheet and a brush. We'll use the paint and brushes to paint the white blossoms and green stem of the lily.

(Put globs of green and white poster paint on sheets of paper or in small cups. Encourage and help the residents to use the paint to color the lily leaves, stem, and flowers. Use this time to give individual attention to the residents, assisting them as needed.)

Let's sing some more of the songs that we sang at our worship service. They remind us of God's promises and that he keeps them all of the time.

Christ the Lord is Risen Today

Christ the Lord is risen today, Alleluia!
Sons of men and angels say, Alleluia!
Raise your joys and triumphs high, Alleluia!
Sing, ye heavens, and earth reply, Alleluia!

Now, let's sing the song that reminds us of God's promise to be with us.

No Never Alone

No never alone. No never alone.
He promised never to leave me, never to leave me alone.
No never alone. No never alone.
He promised never to leave me, never to leave me alone.

When the activity is finished, take the angels to the residents' rooms. They are personal statements by each resident, and they can be conversation pieces for staff and visitors.



Activity 2

Materials

Sheets of light blue construction paper pre-printed with Module 16, Activity 2 master
 Yellow, white, and green tissue paper
 Glue sticks or white glue

Activity Sequence and Procedures

Gather the group together and begin by singing:

He's Got the Whole World in His Hands

He's got the whole world in his hands,
 He's got the whole world in his hands,
 He's got the whole world in his hands,
 He's got the whole world in his hands.

He's got you and me sister (brother) in his hands...
 He's got (add two residents' names each time) in his hands...
 He's got the itty bitty baby in his hands...

Holy, Holy, Holy (sing twice)

Holy, Holy, Holy! Lord God Almighty!
 Early in the morning our song shall rise to thee;
 Holy, Holy, Holy! Merciful and mighty,
 God in three Persons, blessed Trinity!

Low in the Grave He Lay

Low in the grave he lay
 Jesus my Savior.
 Waiting the coming day
 Jesus, my Lord.

Up from the grave he arose, with a mighty triumph o'er his foes.
 He arose a victor from the dark domain,
 and he lives forever with his saints to reign
 He arose! He arose! Hallelujah! Christ arose!

At our last worship service, Pastor (name) read the story of Christ's resurrection. Mary Magdalene and the apostles Peter and John went to the tomb and discovered that Jesus was not there, because he had risen from the dead. We were reminded that Jesus had told about his resurrection, and that God keeps his promises all of the time. One of God's promises is to give us eternal life, just as Christ rose from the dead.

One of the songs we sang was "Christ the Lord is Risen Today." We'll make a poster today with a special border and the words of this song. It will remind us of this wonderful

Easter season. This is what the one I made looks like. (Show finished poster.)

It is a sheet of poster paper that is light blue, like the sky. It has the words of “Christ the Lord is Risen Today” and a border around it.

We’ll use the tissue paper to put symbols in a border around the words. Yellow will be for a sunrise, for a new day. Green is for life and growth. White is for the risen Lord.

Tear off a small piece of tissue paper, and make a crinkly flower with it—like this. (Demonstrate.) **Make a sticky spot with the glue stick, and press your flower into it. Keep doing this until you have white, yellow, and green flowers all around the edge of the paper.**

(Use the time while everyone works to give individual attention to the residents, assisting them as needed.)

Now that we are finished making the posters, let’s sing this special Easter song.

Christ the Lord is Risen Today


Christ the Lord is risen today, Alleluia!
Sons of men and angels say, Alleluia!
Raise your joys and triumphs high, Alleluia!
Sing, ye heavens, and earth reply, Alleluia!

And because Christ the Lord is risen and lives in our hearts, we know that we are never alone. Let’s sing “No Never Alone” together.

No Never Alone

No never alone. No never alone.
He promised never to leave me, never to leave me alone.
No never alone. No never alone.
He promised never to leave me, never to leave me alone.

When the activity is finished, take the posters to the residents’ rooms. They will be referred to in the visitor/staff handout.



He Is Risen

Christ the Lord is Risen Today



Christ the Lord is risen today, Al - le - lu - ia!



Earth and heaven in chorus say, Al - le - lu - ia!



Raise your joys and triumphs high, Al - le - lu - ia!



Sing, ye heavens, and earth reply, Al - le - lu - ia!



Love's redeeming work is done. Al - le - lu - ia!



Fought the fight, the battle won, Al - le - lu - ia!



Death in vain forbids him rise, Al - le - lu - ia!



Christ has opened paradise, Al - le - lu - ia!

Annotated Bibliography

Hargleroad, Bobbi Wells (Editor). *Encircling Care: A New Vision for Congregational Caregiving*. Church & Society Magazine, March/April 2002, Vol. 92 #4. National Ministries Division, Presbyterian Church (USA), 2002.

This issue of *Church & Society Magazine* investigates and chronicles the growing need for and presence of caregivers as our overall population ages. This journal refreshes the church's calling to be a caregiver and gives excellent instruction as to what a church's role can be in supporting and caring for those who need assistance. This resource assists churches in developing care teams that can work effectively for both long- and short-term care needs. To encourage and equip care teams, this journal features a number of short stories and testimonies that illustrate effective caregiving by congregational care teams.

Hargleroad, Bobbi Wells (Editor). *Encircling Care: A New Vision for Congregational Caregiving*. Church & Society Magazine, May/June 2003, Vol 93 #5. National Ministries Division, Presbyterian Church (USA), 2003.

This second issue of *Church & Society Magazine* in a series on congregational caregiving focuses specifically on the hows and whys of congregational care for persons with dementia. The first section of this journal examines the theological challenges posed by Alzheimer's disease and elucidates how caregiving is both a mark of the church and a spiritual discipline that brings growth in the faith. Included in this first section is an instructed Eucharist that provides a guide for worship planning. The second section gives practical guidance as to appropriate roles and responsibilities for congregations. This section offers resources and models for the ministry of care and lays a foundation for caregiving by exploring various caregiving traditions and by providing practical information on Alzheimer's disease.

Hellen, Carly R. *Alzheimer's Disease: Activity-Focused Care, 2nd Edition*. Chapter 11: (pages 339-352) "Spirituality: Compassionate Connectedness and Well-being." Boston: Butterworth-Heinemann, 1998.

This chapter from Hellen's book is a tremendous resource for pastors and congregations who want to learn what they can do to minister to a beloved member who has dementia. It features clear and practical tips for clergy and church members that will equip them so they can minister effectively. It also sets out a wealth of creative and effective ideas that a congregation can employ in connection with local Alzheimer's care centers. This includes everything from developing activity-focused worship to building and participating in shared activities with persons with dementia.

Ledeux, Nancy. *Connecting with the Cognitively Impaired: Dementia and Alzheimer's Disease*. CARING Magazine, August 2003.

In this article, Ledoux broadly outlines what dementia is and what the caregiver should and should not do in ministering to a loved one. She observes that giving care to this person is both effective and necessary because the centers of emotion in the brain are largely untouched until quite late in the disease. This means that there is much the caregiver can do to reach and minister to this person. Ledoux's article features a series of practical considerations that will help the caregiver shape the environment by removing distractions and placing visual cues to help the person. She also teaches some very clear ways in which a caregiver can enhance communication through the use of direct eye contact, humor, slow and clear speech, patience, and positive reinforcement.

Guidelines for Worship Services for Residents with Dementia.

Website: <http://www.dementiasolutions.com/edge/interv9g.htm>

This website gives guidelines and a program to follow for designing worship services for persons with dementia. The program describes eight important sensory and liturgical elements that spark a connection with past spiritual practices. This program includes a suggested format for worship as well as detailed suggestions for establishing a program of faith sharing experiences. This resource also features a questionnaire to help caregivers better understand and identify the spiritual practices that may be important to a person with dementia.

Kirkland, Kevin; McIlveen, Howard. *Full Circle: Spiritual Therapy for the Elderly*. New York: The Haworth Press Inc., 1999.

In *Full Circle*, Kirkland, a music therapist and McIlveen, a chaplain, discuss and present a program they developed together in a long-term care facility in Richmond, British Columbia. This program uses a variety of themes, music, prayer, and sensory cues to assist in recalling the past and to bring comfort and healing to the person with dementia. *Full Circle* is organized as a resource book full of hymn suggestions, discussion questions, prayers, poems, scriptures, and stories. It also provides resources for ministry to people who are not from a Christian background, including secular song suggestions and discussion questions that employ familiar imagery.

DeHaan, Robert F. *Into the Shadows: A Journey of Faith and Love into Alzheimer's*. Grand Haven, MI: Faith Walk Publishing, 2003.

DeHaan narrates his experience as a caregiver for his very intelligent and gifted wife as she sank ever deeper into the shadows of Alzheimer's disease. This book is a testimony to the daily struggles and sacrifice of the caregiver. It is also a learning experience into the reality of Alzheimer's disease and the difficult challenges it poses for both the caregiver and the person being cared for.

Castleman, Michael; Gallagher-Thompson, Dolores; Naythons, Matthew. *There's Still a Person In There.* New York: G.P. Putnam's Sons, 1999.

This exceptionally well-written resource gives the reader a glimpse into the history and biology of Alzheimer's disease. It explores the factors that contribute to Alzheimer's disease, the diagnostic challenge it poses to medical professionals, and recent advances in our understanding of the disease. This resource is particularly valuable to the family or professional caregiver. In its use of case studies and stories, the authors demonstrate a deep understanding of the challenges a caregiver faces. It also features a ten-step program that equips the caregiver for the intense struggles involved in caring for a loved one with dementia.

Shenk, David. *The Forgetting. Alzheimer's: Portrait of an Epidemic.* New York: Doubleday, 2001.

David Shenk's book *The Forgetting* chronicles the gradual loss of self that accompanies the onset of Alzheimer's disease. This resource is organized to reflect on the early, middle, and end stages of the disease. Shenk uses the story of Ralph Waldo Emerson and other likely and actual victims of Alzheimer's disease as a foil for helping the reader understand the disease and its impact on the person. Shenk also importantly reflects on how a person with dementia can find peace and rest despite the loss of some abilities.

Pohlmann, Elizabeth; Bloom, Gloria. *Worship Services for People with Alzheimer's Disease and Their Families: A Handbook.* Eddy Alzheimer's Services, Troy, New York: 1992.

This handbook, a joint project by the Alzheimer's Association and Eddy Alzheimer's Services, offers practical, down-to-earth guidelines for clergy and congregations to use in reaching out to families and members touched by dementia. This handbook for worship includes instructions for appropriate use of time and physical space. It also features a suggested list of resources for music, sensory cues, biblical themes and scriptures, and highlights some special religious practices. This handbook's resources are useful for designing both Christian and Jewish worship services.

Debriefing Agenda

This is a suggested outline to follow for your debriefing meetings following each worship service.

1. Resident Responses

- **Were the residents actively involved?**
- **Were there any behavior concerns?**
- **What was the overall affect or mood?**

2. Volunteer/Leader Responses

- **What went well?**
- **What did not work as well?**
- **Are there any suggestions for improvement?**

3. Follow-up Activity Planning

4. Planning for Next Week

Acknowledgements and Authors

The Evening Star Program and Handbook are the result of the dedicated and tireless efforts of the following staff members and volunteers who served on the Project Team to develop, review, and pilot this worship program on Holland Home's Lendick Unit at Fulton Manor:

Aupperlee, George, M.Div., Holland Home, Director of Pastoral Care Services

Bruins, Rozanne, M.Div., B.C.C., Pine Rest Christian Mental Health Services, Chaplain

Cardosa, Joyce, A.S.N., Holland Home Fulton Manor, Director of Resident Services

DeHaan, Robert, Ph.D., Retired Educator and Author, Holland Home Resident

DeGroot, Mike, Calvin Seminary, Volunteer

Despres, Alison, B.A.A., C.T.R.S., Holland Home, Recreational Therapist

Forzley, Kathy, M.B.A., Holland Home, Marketing and Communications

Hazelton, Rachel, B.S., C.T.R.S., Holland Home, Lendick Dementia Care Unit Manager

Huisjen, Jessica, Holland Home, Marketing (Book design and layout, editing)

Lucasse, Philip, Ph.D., Calvin College, Education Faculty, Emeritus;
Holland Home Board of Directors

Overbeek, Jodi, Holland Home, Marketing (Editing)

Simons, Sylvia, M.S.N., R.N., Holland Home, Chief Operating Officer

Strick, Elizabeth, B.S., C.T.R.S., Holland Home, Recreational Therapist

Van Boom, Mike, M.Div., Calvin Seminary, Volunteer

Weber, David, D.Min., former Holland Home Chaplain

Westveer, Patricia, M.A.T., Retired Educator and Curriculum Writer, Volunteer

Zeilstra, Janna, B.A., S.W., Holland Home, Life Enrichment Coordinator

Please forward any general comments or suggestions about the materials found in the *Handbook for Worship* to:

Holland Home
Pastoral Services Department
c/o Evening Star Worship
2121 Raybrook Ave. SE
Grand Rapids, MI 49546

To initiate direct dialogue with the primary authors of specific portions of the Evening Star Program, please contact:

Introduction and Procedures:

Janna Zeilstra: janna_zeilstra@hollandhome.org
Beth Strick: bethstrick@hotmail.com

Worship services:

Lessons 1-8, 10-16 - Rozanne Bruins: rmbruins@comcast.com
Lesson 9 - George Aupperlee: george_aupperlee@hollandhome.org

Re-encountering activities:

Modules 3, 4, 6, 8, 9, 10, 11, 13a, 16a - Phil Lucasse: luca@calvin.edu
Modules 1, 2, 5, 7, 12, 13b, 14, 15, 16b - Pat Westveer:
patwestveer@peoplepc.com



Notes





Notes



Notes



Notes

Notes