

# Project Approach

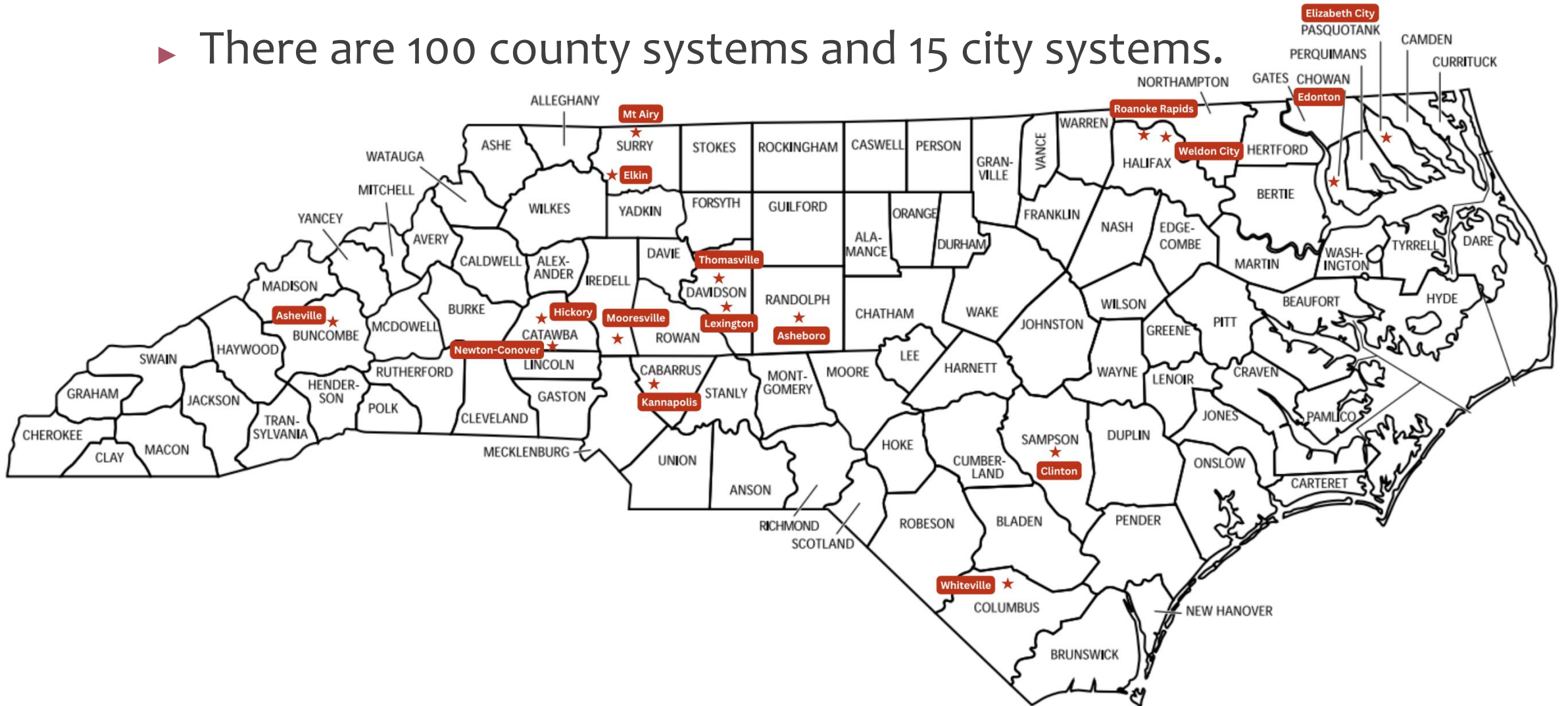
- ▶ Utilize a rigorous approach
- ▶ Identify similarities & differences between school systems
- ▶ Analyze short and long-term impacts
- ▶ Incorporate equity as a component of analysis
- ▶ Comprehensive, including qualitative and quantitative sources of data
- ▶ Engage stakeholders and the public in the development of the study

# Prismatic Project Team



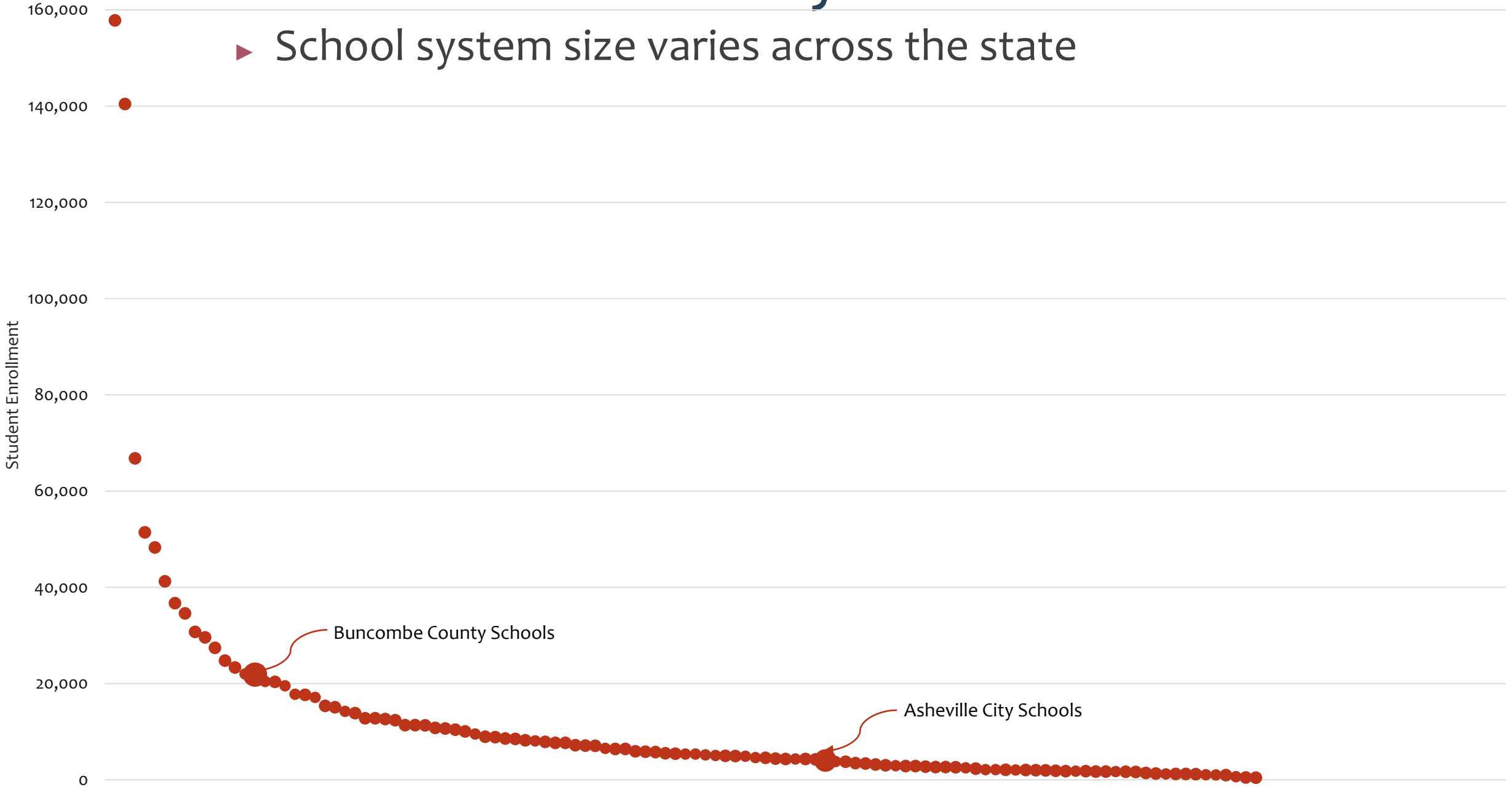
# North Carolina School Systems

- ▶ There are 115 public school systems.
- ▶ There are 100 county systems and 15 city systems.



# North Carolina School Systems

▶ School system size varies across the state





(ACS)

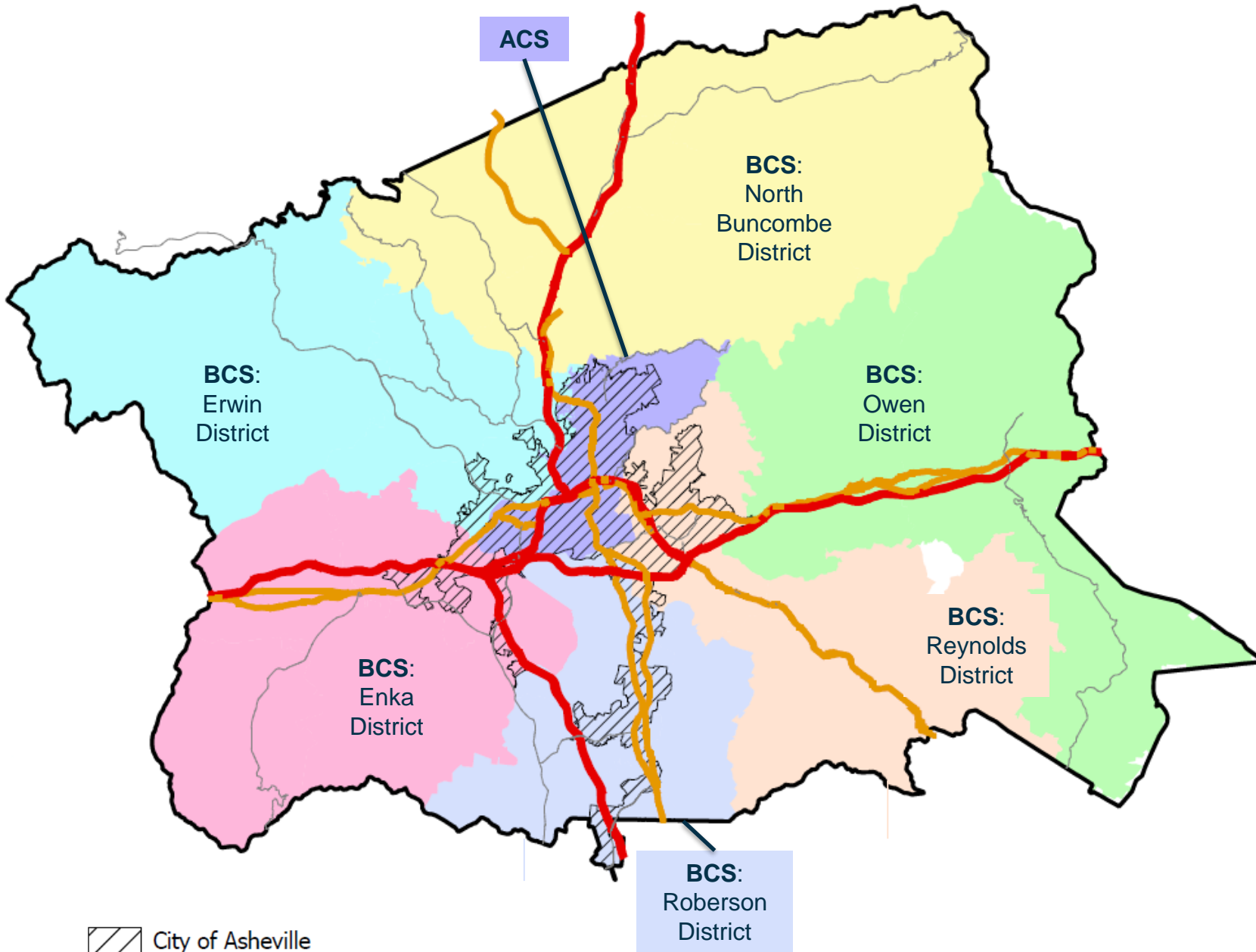
9 schools

3,990 students

\$79.3M budget

- State: \$31.9M
- Local: \$30.1M (\$14.2M supplemental)
- Fed: \$9.2M
- Other: \$8.1M

Founded 1887



BUNCOMBE COUNTY SCHOOLS

(BCS)

45 schools

21,843 students

\$338.3M budget

- State: \$173.9M
- Local: \$87.0M
- Fed: \$70.2M
- Other: \$7.2M

Founded 1881

City of Asheville

Student count = final 2023 Average Daily Membership; Budget = FY2023 year-end

# Student Trends in Buncombe County

	17-18	18-19	19-20	20-21	21-22	22-23	23-24
<b>ACS</b>	4,346	4,281	4,297	4,121	4,099	3,990	3,828
<b>BCS</b>	23,801	23,460	23,415	21,803	21,830	21,843	21,731
<b>Charter</b>	2,325	2,570	2,729	2,844	2,943	2,983	3,183
<b>Private</b>	3,615	3,407	3,752	3,662	3,966	4,173	3,946
<b>Homeschool</b>	4,377	4,621	4,971	6,013	5,101	5,096	4,693
<b>Total</b>	<b>38,464</b>	<b>38,339</b>	<b>39,164</b>	<b>38,443</b>	<b>37,939</b>	<b>38,085</b>	<b>37,381</b>

Source: NC DPI and NC DOA