

NINA CARRE

CJC SYSTEMS



NINA CARRE

CJC SYSTEMS



ABOUT

Switch panel 24v-230v without lever
Levers are separate

WIRING

Traditional or low voltage cable

POWER SUPPLY

230v ac - (6A) or low voltage ac/dc

ASSEMBLY

All single elements are to be assembled in the right order to obtain the final switch panel in universal built-in boxes with screws: sockets not included
Claws are optional minimal depth 50 mm

ENGRAVING

Our plates are fully engravable according to your wishes, all kinds of fonts & symbols are possible.

BUTTONS

Can be combined with Xuxa/Irina buttons.

CARE AND MAINTENANCE

Please do not clean our products with aggressive cleaning agents or alcohol-based products. These can damage the exclusive finish and materials used.

To maintain the quality and appearance, we recommend using only mild cleaning applications. Do not place any type of tape on the bronze finishes this can damage the varnish layer.

FINISH CODE

To complete your order code, add the code of your chosen finish to the product code. For example: CJC5001V

NINA CARRE


CJC SYSTEMS



SWITCH PANEL 24V-230V WITHOUT LEVER

85 X 85 X 6

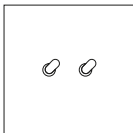
1 LEVER



CJC5001

85 X 85 X 6

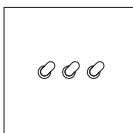
2 LEVERS



CJC5002

85 X 85 X 6


3 LEVERS



CJC5003

85 X 85 X 6

1 LEVER (with rounded curves)



CJC5001RON

NINA CARRE

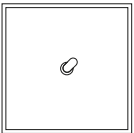
CJC SYSTEMS



SWITCH PANEL 24V-230V WITHOUT LEVER

85 X 85 X 6

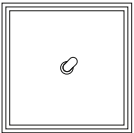
1 LEVER (with Single Stair)



CJC5001STP1

85 X 85 X 6

1 LEVER (with Double Stair)



CJC5001STP2

85 X 85 X 6


1 LEVER (with Beveled Edge)



CJC5001BEV

85 X 85 X 6

1 LEVER (with Beveled Corners *)



CJC5001EDG

* with beveled corners and an integrated shadow gap – beveled edges behind

NINA CARRE

CJC SYSTEMS

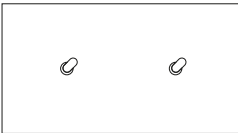


SWITCH PANEL 24V-230V
WITHOUT LEVER

Center 71mm
horizontal

156 X 85 X 6

2 LEVERS



CJC5011H

156 X 85 X 6

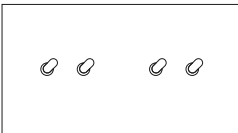
3 LEVERS



CJC5012H

156 X 85 X 6

4 LEVERS



CJC5022H

NINA CARRE

CJC SYSTEMS

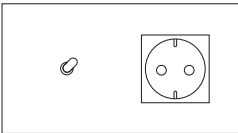


**SWITCH PANEL 24V-230V
WITHOUT LEVER & SOCKET**

Center 71mm
horizontal

156 X 85 X 6

1 LEVER



Bticino Living / Light / Light Tech

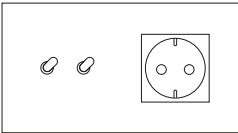
CJC5010H

Peha Concept 45 / Legrand Mosaïc

CJC1010H

156 X 85 X 6

2 LEVERS



Bticino Living / Light / Light Tech

CJC5020H

Peha Concept 45 / Legrand Mosaïc

CJC1020H

NINA CARRE

CJC SYSTEMS

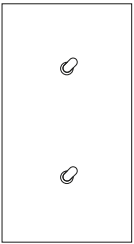


SWITCH PANEL 24V-230V
WITHOUT LEVER

Center 71mm
vertical

85 X 156 X 6

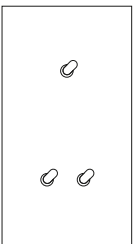
2 LEVERS



CJC5011V

85 X 156 X 6


3 LEVERS



CJC5012V

85 X 156 X 6

4 LEVERS



CJC5022V

NINA CARRE

CJC SYSTEMS

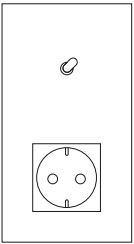


SWITCH PANEL 24V-230V
WITHOUT LEVER AND SOCKET

Center 71mm
vertical

85 X 156 X 6

1 LEVER

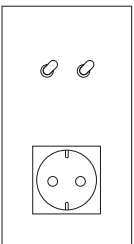


Bticino Living / Light / Light Tech
Peha Concept 45 / Legrand Mosaic

CJC5010V
CJC1010V

85 X 156 X 6

2 LEVERS



Bticino Living / Light / Light Tech
Peha Concept 45 / Legrand Mosaic

CJC5020V
CJC1020V

NINA CARRE

CJC SYSTEMS



SWITCH PANEL 24V-230V
WITHOUT LEVER

Center 71mm
horizontal

227 X 85 X 6


3 LEVERS



CJC5111H

227 X 85 X 6

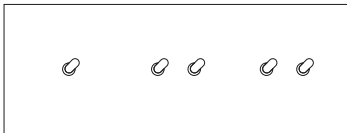
4 LEVERS



CJC5112H

227 X 85 X 6

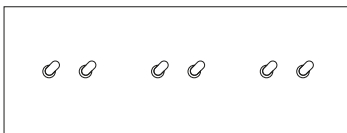
5 LEVERS



CJC5122H

227 X 85 X 6

6 LEVERS



CJC5222H

NINA CARRE

CJC SYSTEMS



**SWITCH PANEL 24V-230V
WITHOUT LEVER AND SOCKET**

Center 71mm
horizontal

227 X 85 X 6

2 LEVERS



Bticino Living / Light / Light Tech

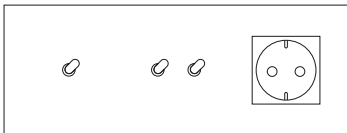
CJC5110H

Peha Concept 45 / Legrand Mosaic

CJC1110H

227 X 85 X 6

3 LEVERS



Bticino Living / Light / Light Tech

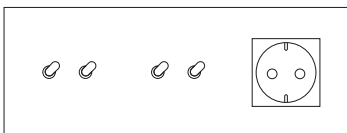
CJC5120H

Peha Concept 45 / Legrand Mosaic

CJC1120H

227 X 85 X 6

4 LEVERS



Bticino Living / Light / Light Tech

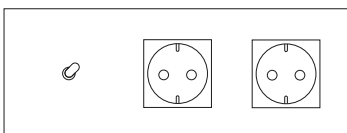
CJC5220H

Peha Concept 45 / Legrand Mosaic

CJC1220H

227 X 85 X 6

1 LEVER



Bticino Living / Light / Light Tech

CJC5100H

Peha Concept 45 / Legrand Mosaic

CJC1100H

NINA CARRE

CJC SYSTEMS




SWITCH PANEL 24V-230V
WITHOUT LEVER

Center 71mm
vertical

85 X 227 X 6


3 LEVERS



CJC5111V

85 X 227 X 6

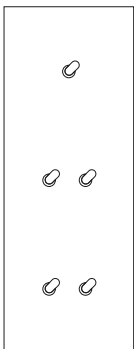
4 LEVERS



CJC5112V

85 X 227 X 6

5 LEVERS



CJC5122V

NINA CARRE

CJC SYSTEMS

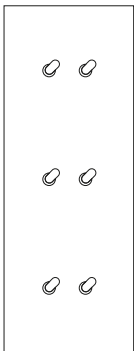


SWITCH PANEL 24V-230V
WITHOUT LEVER AND SOCKET

Center 71mm
vertical

85 X 227 X 6


6 LEVERS



CJC5222V

85 X 227 X 6

2 LEVERS



Bticino Living / Light / Light Tech

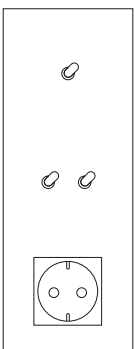
CJC5110V

Peha Concept 45 / Legrand Mosaïc

CJC1110V

85 X 227 X 6

3 LEVERS



Bticino Living / Light / Light Tech

CJC5120V

Peha Concept 45 / Legrand Mosaïc

CJC1120V

NINA CARRE

CJC SYSTEMS

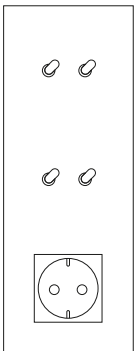


**SWITCH PANEL 24V-230V
WITHOUT LEVER & SOCKET**

Center 71mm
vertical

85 X 227 X 6

4 LEVERS



Bticino Living / Light / Light Tech

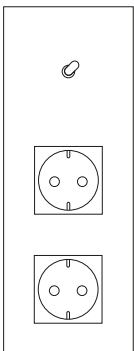
CJC5220V

Peha Concept 45 / Legrand Mosaic

CJC1220V

85 X 227 X 6

1 LEVER



Bticino Living / Light / Light Tech

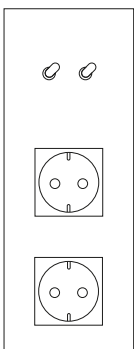
CJC5100V

Peha Concept 45 / Legrand Mosaic

CJC1100V

85 X 227 X 6

2 LEVERS



Bticino Living / Light / Light Tech

CJC5200V

Peha Concept 45 / Legrand Mosaic

CJC1200V

NINA CARRE

CJC SYSTEMS




SWITCH PANEL 230V
WITHOUT LEVER

Center 57mm
vertical

85 X 142 X 6

2 LEVERS

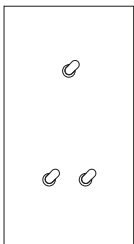


Bticino Living / Light / Light Tech

CJC6011V

85 X 142 X 6

3 LEVERS

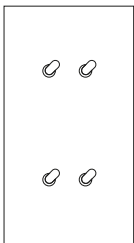


Bticino Living / Light / Light Tech

CJC6012V

85 X 142 X 6

4 LEVERS



Bticino Living / Light / Light Tech

CJC6022V

NINA CARRE

CJC SYSTEMS

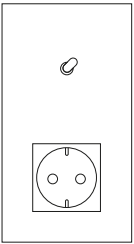


SWITCH PANEL 230V
WITHOUT LEVER AND SOCKETS

Center 57mm
vertical

85 X 142 X 6

1 LEVER

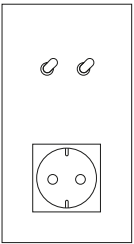


Bticino Living / Light / Light Tech

CJC6010V

85 X 142 X 6

2 LEVER



Bticino Living / Light / Light Tech

CJC6020V

NINA CARRE

CJC SYSTEMS




SWITCH PANEL 230V
WITHOUT LEVER

Center 57mm
vertical

85 X 199 X 6

3 LEVERS




Bticino Living / Light / Light Tech

CJC6111V

85 X 199 X 6

4 LEVERS



Bticino Living / Light / Light Tech

CJC6112V

NINA CARRE

CJC SYSTEMS




SWITCH PANEL 230V
WITHOUT LEVER

Center 57mm

85 X 199 X 6

5 LEVERS

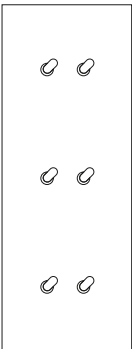


Bticino Living / Light / Light Tech

CJC6122V

85 X 199 X 6

6 LEVERS



Bticino Living / Light / Light Tech

CJC6222V

NINA CARRE

CJC SYSTEMS

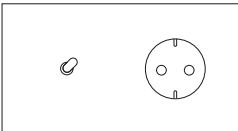


SWITCH PANEL 24V-230V
WITHOUT LEVER AND SOCKET

Center 71mm
horizontal

156 X 85 X 6

1 LEVER

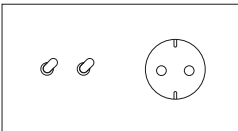


Peha Concept 45 / Legrand Mosaic

CJC4010H

156 X 85 X 6

2 LEVERS

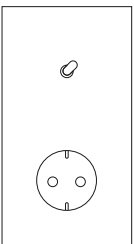


Peha Concept 45 / Legrand Mosaic

CJC4020H

85 X 156 X 6

1 LEVER

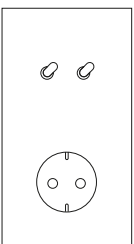


Peha Concept 45 / Legrand Mosaic

CJC4010V

85 X 156 X 6

2 LEVERS



Peha Concept 45 / Legrand Mosaic

CJC4020V

NINA CARRE

CJC SYSTEMS




SWITCH PANEL 24V-230V
WITHOUT LEVER AND SOCKET

Center 71mm
horizontal

227 X 85 X 6

2 LEVERS

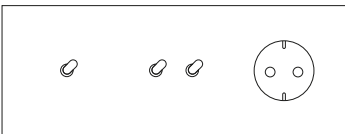


Peha Concept 45 / Legrand Mosaic

CJC4110H

227 X 85 X 6

3 LEVERS

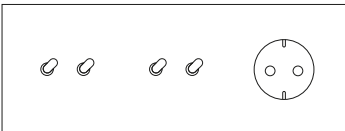


Peha Concept 45 / Legrand Mosaic

CJC4120H

227 X 85 X 6

4 LEVERS

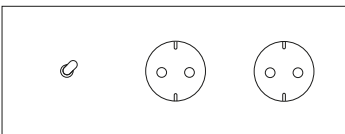


Peha Concept 45 / Legrand Mosaic

CJC4220H

227 X 85 X 6

1 LEVER

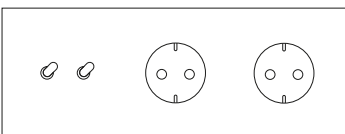


Peha Concept 45 / Legrand Mosaic

CJC4100H

227 X 85 X 6

2 LEVERS



Peha Concept 45 / Legrand Mosaic

CJC4200H

NINA CARRE

CJC SYSTEMS




SWITCH PANEL 24V-230V
WITHOUT LEVER AND SOCKET

Center 71mm
vertical

85 X 227 X 6

2 LEVERS

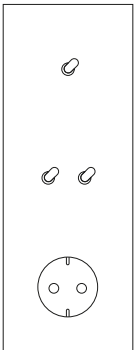


Peha Concept 45 / Legrand Mosaic

CJC4110V

85 X 227 X 6

3 LEVERS

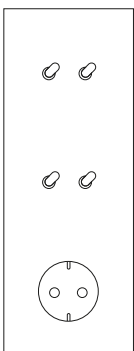


Peha Concept 45 / Legrand Mosaic

CJC4120V

85 X 227 X 6

4 LEVERS



Peha Concept 45 / Legrand Mosaic

CJC4220V

NINA CARRE

CJC SYSTEMS

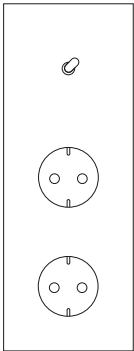


SWITCH PANEL 24V-230V
WITHOUT LEVER AND SOCKET

Center 71mm
vertical

85 X 227 X 6

1 LEVER

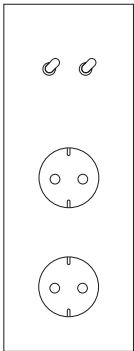


Peha Concept 45 / Legrand Mosaic

CJC4100V

85 X 227 X 6

2 LEVERS



Peha Concept 45 / Legrand Mosaic

CJC4200V

NINA CARRE

CJC SYSTEMS

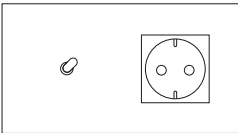


SWITCH PANEL 24V-230V
WITHOUT LEVER AND SOCKET

Center 71mm
horizontal

156 X 85 X 7

1 LEVER

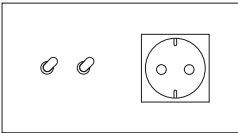


55mm Frames Jung

CJC3010H

156 X 85 X 7

2 LEVERS

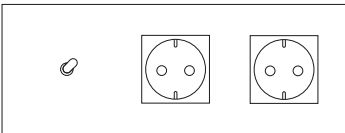


55mm Frames Jung

CJC3020H

227 X 85 X 7

1 LEVER



55mm Frames Jung

CJC3100H

NINA CARRE

CJC SYSTEMS

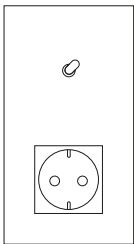


SWITCH PANEL 24V-230V
WITHOUT LEVER AND SOCKET

Center 71mm
vertical

85 X 156 X 7

1 LEVER

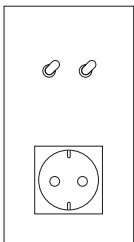


55mm Frames JUNG

CJC3010H

85 X 156 X 7

2 LEVERS



55mm Frames JUNG

CJC3020V

NINA CARRE

CJC SYSTEMS

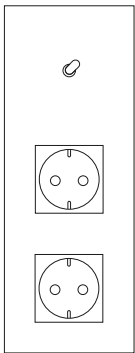


SWITCH PANEL 24V-230V
WITHOUT LEVER AND SOCKET

Center 71mm
vertical

85 X 227 X 7

1 LEVER

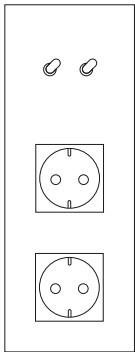


55mm Frames JUNG

CJC3100V

85 X 227 X 7

2 LEVERS



55mm Frames JUNG

CJC3200V

NINA BANDE

CJC SYSTEMS



NINA BANDE

CJC SYSTEMS



ABOUT

Switch panel 24v-230v
without lever

WIRING

Traditional or low voltage cable

POWER SUPPLY

230v ac - (6A) or low voltage ac/dc

ASSEMBLY

all single elements are to be assembled in the right order
to obtain the final switch panel in built-in boxes type
Bticino503e and Bticino504e

ENGRAVING

Our plates are fully engravable according to your wishes,
all kinds of fonts & symbols are possible.

BUTTONS

Can be combined with Xuxa/Irina buttons.

CARE AND MAINTENANCE

Please do not clean our products with aggressive cleaning
agents or alcohol-based products. These can damage the
exclusive finish and materials used.

To maintain the quality and appearance, we recommend using
only mild cleaning applications. Do not place any type of tape on
the bronze finishes this can damage the varnish layer.

FINISH CODE

To complete your order code, add the code of your chosen finish
to the product code. For example: CJC5301HV

NINA BANDE


CJC SYSTEMS



SWITCH PANEL 24V-230V WITHOUT LEVER

118 X 85 X 6

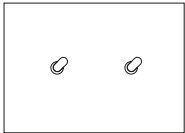
1 LEVER



CJC5301H

118 X 85 X 6

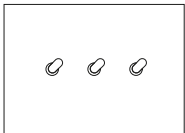
2 LEVERS



CJC5302H

118 X 85 X 6

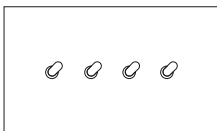
3 LEVERS



CJC5303H

140 X 85 X 6

4 LEVERS



CJC5304H

NINA CARRE KNX WITH LED

CJC SYSTEMS



NINA CARRE KNX WITH LED

CJC SYSTEMS



ABOUT

Switch panel with levers on KNX
with LED lighting

ASSEMBLY

In universal built-in boxes
with screws, claws are optional
Minimal depth 50mm

POWER SUPPLY & WIRING

29v via knx bus

CONNECTION

Std. Wago knx connector

ENGRAVING

Our plates are fully engravable according to your wishes,
all kinds of fonts & symbols are possible.

CARE AND MAINTENANCE

Please do not clean our products with aggressive cleaning
agents or alcohol-based products. These can damage the
exclusive finish and materials used.

To maintain the quality and appearance, we recommend using
only mild cleaning applications. Do not place any type of tape on
the bronze finishes this can damage the varnish layer.

FINISH CODE

To complete your order code, add the code of your chosen finish
to the product code. For example: CJC9001**V**

NINA CARRE KNX WITH LED

CJC SYSTEMS

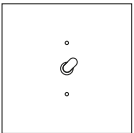


SWITCH PANEL WITH LEVERS ON KNX, WITH LED LIGHTING

lever: double push-button
with central zero position 1-0-1

85 X 85 X 6

1 LEVER



KNX

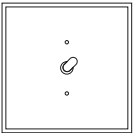
CJC9001

KNX + temperature & humidity sensor

CJC9001TH

85 X 85 X 6

1 LEVER (with Single Stair)



KNX

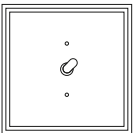
CJC9001STP1

KNX + temperature & humidity sensor

CJC9001THSTP1

85 X 85 X 6

1 LEVER (with Double Stair)



KNX

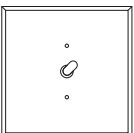
CJC9001STP2

KNX + temperature & humidity sensor

CJC9001THSTP2

85 X 85 X 6

1 LEVER (with Beveled Edge)



KNX

CJC9001BEV

KNX + temperature & humidity sensor

CJC9001THBEV

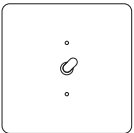
NINA CARRE KNX WITH LED

CJC SYSTEMS



85 X 85 X 6

1 LEVER (with rounded curves)



KNX

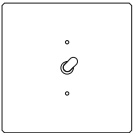
CJC9001RON

KNX + temperature & humidity sensor

CJC9001THRON

85 X 85 X 6

1 LEVER (with beveled corners and an integrated shadow gap – beveled edges behind)



KNX

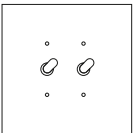
CJC9001EDG

KNX + temperature & humidity sensor

CJC9001THEDG

85 X 85 X 6

2 LEVERS



KNX

CJC9002

KNX + temperature & humidity sensor

CJC9002TH

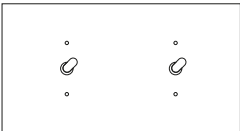
NINA CARRE KNX WITH LED

CJC SYSTEMS



156 X 85 X 6

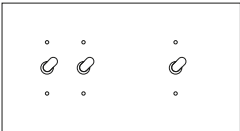
2 LEVERS



CJC9011H

156 X 85 X 6

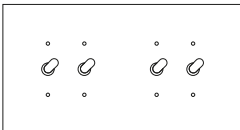
3 LEVERS



CJC9012H

156 X 85 X 6

4 LEVERS



CJC9022H

NINA CARRE KNX WITH LED

CJC SYSTEMS

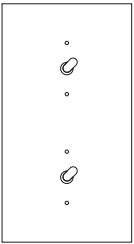


SWITCH PANEL
WITH LEVERS ON KNX,
WITH LED LIGHTING

Lever: double push-button
with central zero position 1-0-1

85 X 156 X 6

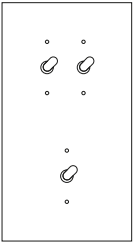
2 LEVERS



CJC9011V

85 X 156 X 6

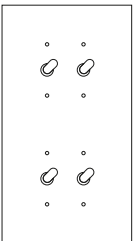
3 LEVERS



CJC9012V

85 X 156 X 6

4 LEVERS



CJC9022V

NINA CARRE KNX

CJC SYSTEMS



NINA CARRE KNX

CJC SYSTEMS



ABOUT

switch panel with levers on KNX
without LED lighting

ASSEMBLY

In universal built-in boxes
with screws, claws are optional
minimal depth 50mm

POWER SUPPLY & WIRING

29V via KNX bus

CONNECTION

STD. wago KNX connector

ENGRAVING

Our plates are fully engravable according to your wishes,
all kinds of fonts & symbols are possible.

CARE AND MAINTENANCE

Please do not clean our products with aggressive cleaning
agents or alcohol-based products. These can damage the
exclusive finish and materials used.

To maintain the quality and appearance, we recommend using
only mild cleaning applications. Do not place any type of tape on
the bronze finishes this can damage the varnish layer.

FINISH CODE

To complete your order code, add the code of your chosen finish
to the product code. For example: CJC8001V

NINA CARRE KNX

CJC SYSTEMS




SWITCH PANEL WITH LEVERS ON KNX, WITHOUT LED LIGHTING

lever: double push-button
with central zero position 1-0-1

85 X 85 X 6

1 LEVER



KNX

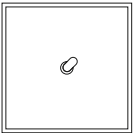
CJC8001

KNX + temperature & humidity sensor

CJC8001TH

85 X 85 X 6

1 LEVER (with Single Stair)



KNX

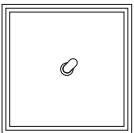
CJC8001STP1

KNX + temperature & humidity sensor

CJC8001THSTP1

85 X 85 X 6

1 LEVER (with Double Stair)



KNX

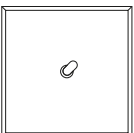
CJC8001STP2

KNX + temperature & humidity sensor

CJC8001THSTP2

85 X 85 X 6

1 LEVER (with Beveled Edge)



KNX

CJC8001BEV

KNX + temperature & humidity sensor

CJC8001THBEV

NINA CARRE KNX

CJC SYSTEMS

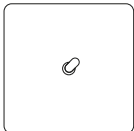


**SWITCH PANEL
WITH LEVERS ON KNX,
WITHOUT LED LIGHTING**

lever: double push-button
with central zero position 1-0-1

85 X 85 X 6

1 LEVER (with rounded curves)



KNX


CJC8001RON

KNX + temperature & humidity sensor

CJC8001THRON

85 X 85 X 6

1 LEVER (with beveled corners and an integrated shadow gap – beveled edges behind)



KNX

CJC8001EDG

KNX + temperature & humidity sensor

CJC8001THEDG

NINA CARRE KNX

CJC SYSTEMS

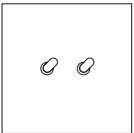


SWITCH PANEL
WITH LEVERS ON KNX,
WITHOUT LED LIGHTING

lever: double push-button
with central zero position 1-0-1

85 X 85 X 6

2 LEVERS



KNX

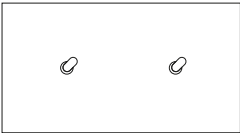
CJC8002

KNX + temperature & humidity sensor

CJC8002TH

156 X 85 X 6

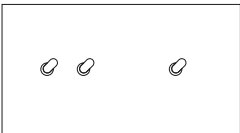
2 LEVERS



CJC8011H

156 X 85 X 6

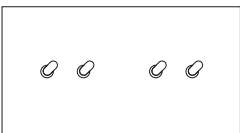
3 LEVERS



CJC8012H

156 X 85 X 6

4 LEVERS



CJC8022H

NINA CARRE KNX

CJC SYSTEMS




SWITCH PANEL
WITH LEVERS ON KNX,
WITHOUT LED LIGHTING

lever: double push-button
with central zero position 1-0-1

85 X 156 X 6


2 LEVERS



CJC8011V

85 X 156 X 6

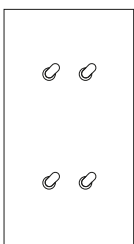
3 LEVERS



CJC8012V

85 X 156 X 6

4 LEVERS



CJC8022V

NINA BUTTONS

CJC SYSTEMS



LEVER 230V/10A

CJC SYSTEMS



ANTIQUÉ BRASS



ANTIQUÉ BRONZE




ANTIQUÉ SILVER




BLACK



BRASS



BROWN COPPER



CHOCOLATE



CHROME



GOLD



TITANIUM

OPTIONAL

As shown in the photo examples of finishes, you can choose between a gold, chrome, or black visible front ring. You can specify your preferred option when submitting your request.

CARE AND MAINTENANCE

Please do not clean our products with aggressive cleaning agents or alcohol-based products. These can damage the exclusive finish and materials used.

To maintain the quality and appearance, we recommend using only mild cleaning applications. Do not place any type of tape on the bronze finishes this can damage the varnish layer.

FINISH CODE

To complete your order, add the code of your chosen finish.
For example: CJC5975

LEVER 230V/10A

CJC SYSTEMS



CHANGE-OVER ONE-POLE



FINISH

CODE

Antique Brass	CJC5973
Antique Bronze	CJC5933
Antique Silver	CJC5923
Black	CJC5943
Brass	CJC5963
Brown Copper	CJC5953
Chocolate	CJC5983
Chrome	CJC5903
Gold	CJC5913
Titanium	CJC5993

ROLLER-SHUTTER-ONE-POLE



FINISH

CODE

Antique Brass	CJC5976
Antique Bronze	CJC5936
Antique Silver	CJC5926
Black	CJC5946
Brass	CJC5966
Brown Copper	CJC5956
Chocolate	CJC5986
Chrome	CJC5906
Gold	CJC5916
Titanium	CJC5996

CARE AND MAINTENANCE

Please do not clean our products with aggressive cleaning agents or alcohol-based products. These can damage the exclusive finish and materials used.

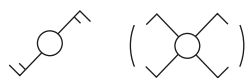
To maintain the quality and appearance, we recommend using only mild cleaning applications. Do not place any type of tape on the bronze finishes this can damage the varnish layer.

LEVER 230V/10A

CJC SYSTEMS



CHANGE-OVER-TWO-POLE



FINISH

CODE

Black	CJC5944
Chrome	CJC5904
Gold	CJC5914

DOUBLE PUSH-BUTTON



FINISH

CODE

Antique Brass	CJC5975
Antique Bronze	CJC5935
Antique Silver	CJC5925
Black	CJC5945
Brass	CJC5965
Brown Copper	CJC5955
Chocolate	CJC5985
Chrome	CJC5905
Gold	CJC5915
Titanium	CJC5995

CARE AND MAINTENANCE

Please do not clean our products with aggressive cleaning agents or alcohol-based products. These can damage the exclusive finish and materials used.

To maintain the quality and appearance, we recommend using only mild cleaning applications. Do not place any type of tape on the bronze finishes this can damage the varnish layer.

PUSH-BUTTON 230V/2A

CJC SYSTEMS



XUXA



GOLD

IRINA



BLACK



CHROME



WHITE

PUSH-BUTTON

FINISH

CODE



XUXA

Gold

CJC5911

IRINA

Black

CJC5908

Chrome

CJC5909

White

CJC5907

NOTICE

You can combine together with the levers of Nina

CARE AND MAINTENANCE

Please do not clean our products with aggressive cleaning agents or alcohol-based products. These can damage the exclusive finish and materials used.

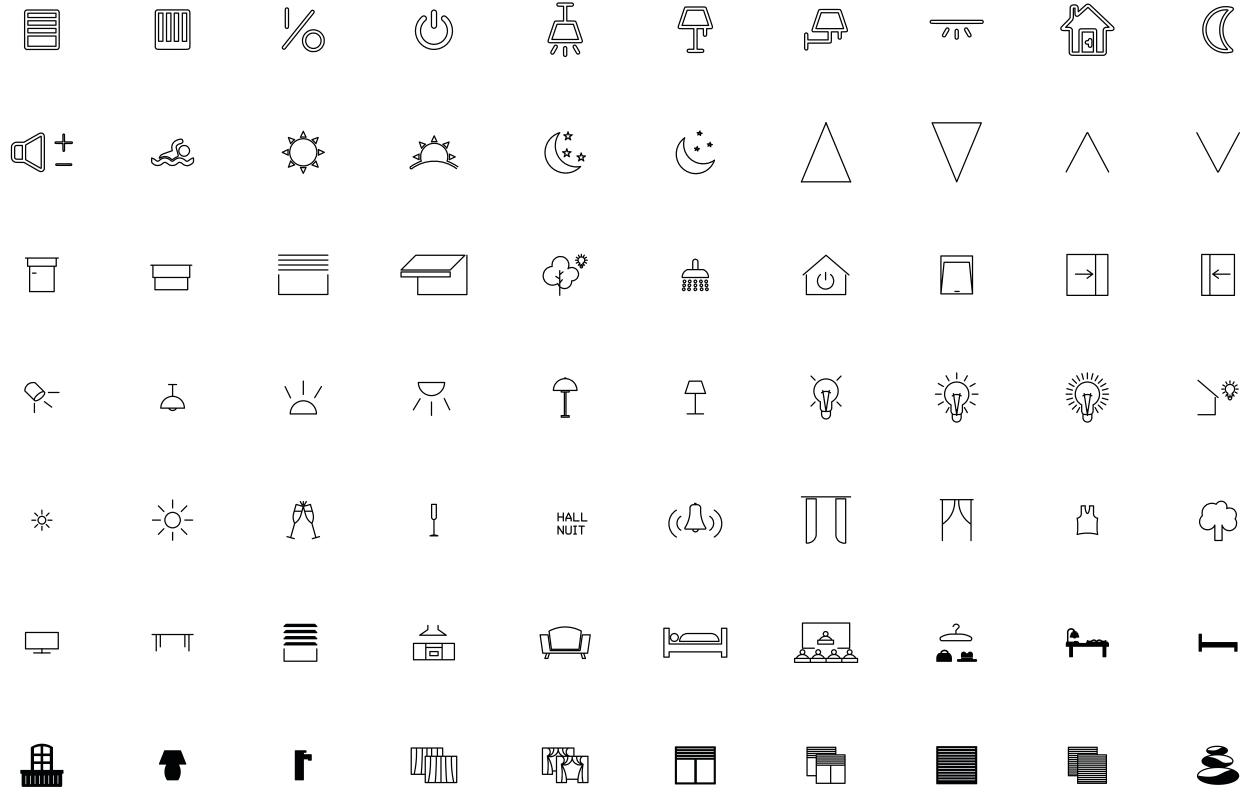
To maintain the quality and appearance, we recommend using only mild cleaning applications. Do not place any type of tape on the bronze finishes this can damage the varnish layer.

FINISH CODE

To complete your order, add the code of your chosen finish.
For example: CJC5911

SYMBOLS

CJC SYSTEMS



Away Lights Room Off Living Lamp Room Off All Off Balcony Room Off Left Shutter

Bedroom Shutter Right Shutter Here

Note: All symbols and fonts can be fully customized to your specifications and should be indicated at the time of ordering.