

# XUXA CARRE

CJC SYSTEMS



# XUXA CARRE

CJC SYSTEMS



## ABOUT

Switch panel 24v-230v without button

---

## WIRING

Traditional or low voltage cable

---

## POWER SUPPLY

(6A) or low voltage ac/dc

---

## ASSEMBLY

All single elements are to be assembled in the right order to obtain the final switch panel

In universal built-in boxes with screws: sockets not included  
Claws are optional minimal depth 50 mm

---

## ENGRAVING

Our plates are fully engravable according to your wishes, all kinds of fonts & symbols are possible.

---

## BUTTONS AND LEVERS

**Buttons are separate.**

Can be combined with Nina levers & Irina buttons.

---

## CARE AND MAINTENANCE

Please do not clean our products with aggressive cleaning agents or alcohol-based products. These can damage the exclusive finish and materials used.

To maintain the quality and appearance, we recommend using only mild cleaning applications. Do not place any type of tape on the bronze finishes this can damage the varnish layer.

---

## FINISH CODE

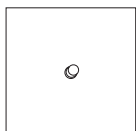
To complete your order code, add the code of your chosen finish to the product code. For example: CJC5001V



## SWITCH PANEL 24V-230V WITHOUT BUTTON

85 X 85 X 6

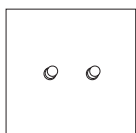
1 PUSH-BUTTON



CJC5001

85 X 85 X 6

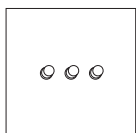
2 PUSH-BUTTONS



CJC5002

85 X 85 X 6

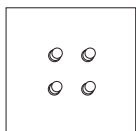
3 PUSH-BUTTONS



CJC5003

85 X 85 X 6

4 PUSH-BUTTONS



CJC5004

# XUXA BANDE

CJC SYSTEMS



# XUXA BANDE

CJC SYSTEMS



## ABOUT

Switch panel 24v-230v without button

---

## ASSEMBLY

In built-in-boxes type Bticino503e and Bticino504e

---

## ENGRAVING

Our plates are fully engravable according to your wishes, all kinds of fonts & symbols are possible.

---

## BUTTONS AND LEVERS

**Buttons are separate.**

Can be combined with Nina levers & Irina buttons.

---

## CARE AND MAINTENANCE

Please do not clean our products with aggressive cleaning agents or alcohol-based products. These can damage the exclusive finish and materials used.

To maintain the quality and appearance, we recommend using only mild cleaning applications. Do not place any type of tape on the bronze finishes this can damage the varnish layer.

---

## FINISH CODE

To complete your order code, add the code of your chosen finish to the product code. For example: CJC5301HV

# XUXA BANDE


CJC SYSTEMS



SWITCH PANEL 24V-230V  
WITHOUT BUTTON

118 X 85 X 6

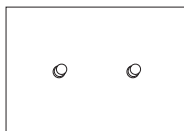
1 PUSH-BUTTON



CJC5301H

118 X 85 X 6

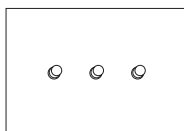
2 PUSH-BUTTONS



CJC5302H

118 X 85 X 6

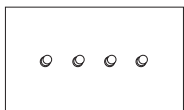
3 PUSH-BUTTONS



CJC5303H

118 X 85 X 6

4 PUSH-BUTTONS



CJC5304H

# XUXA BUTTON

CJC SYSTEMS



# XUXA PUSH-BUTTON 230V/2A

CJC SYSTEMS




## PUSH-BUTTON

---



GOLD

XUXA BUTTON	FINISH		CODE
	Gold Push-Button	230V/2A	CJC5911

---

### NOTICE

You can combine together with the levers of Nina & Irina buttons.

---

### CARE AND MAINTENANCE

Please do not clean our products with aggressive cleaning agents or alcohol-based products. These can damage the exclusive finish and materials used.

To maintain the quality and appearance, we recommend using only mild cleaning applications. Do not place any type of tape on the bronze finishes this can damage the varnish layer.

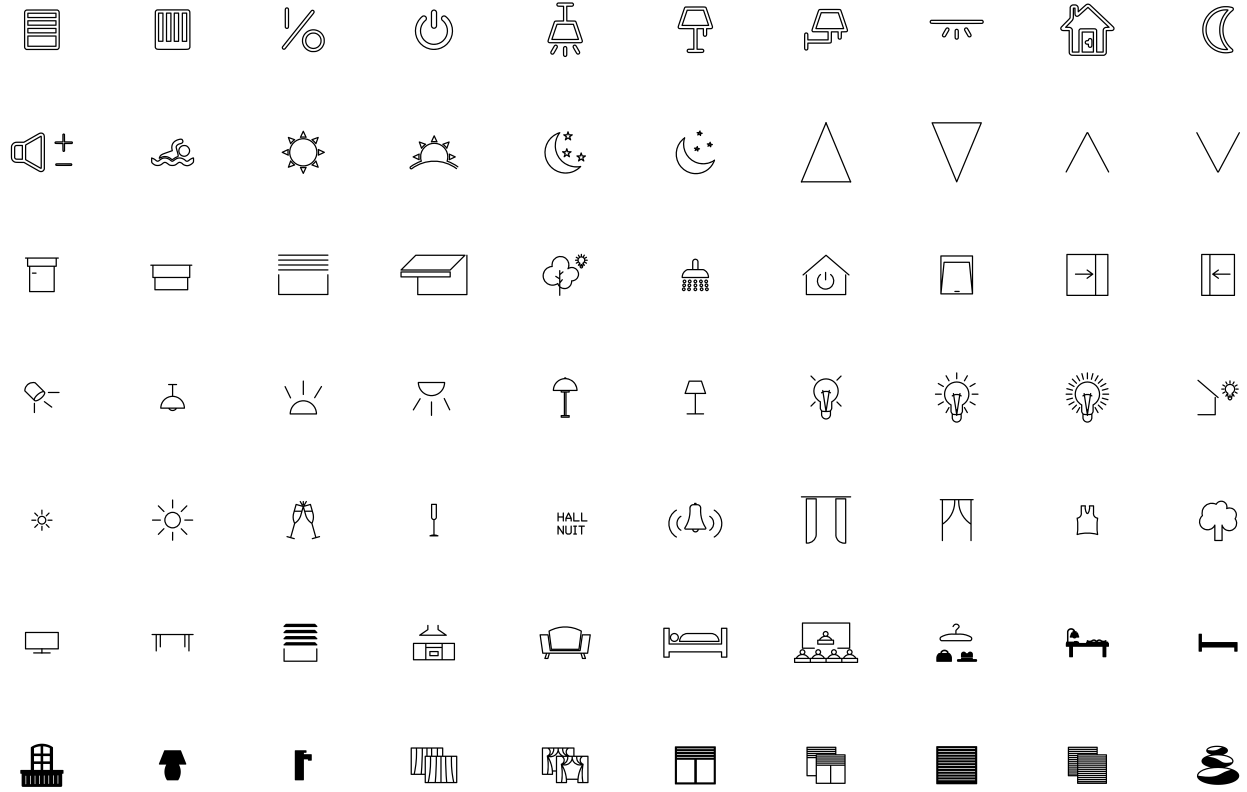
---

### FINISH CODE

To complete your order, add the code CJC5911

# SYMBOLS

CJC SYSTEMS



Away

Lights

Room Off

Living

Lamp

Room Off

All Off

Balcony

Room Off

Left Shutter

Bedroom

Shutter

Right Shutter

Here

**Note:** All symbols and fonts can be fully customized to your specifications and should be indicated at the time of ordering.